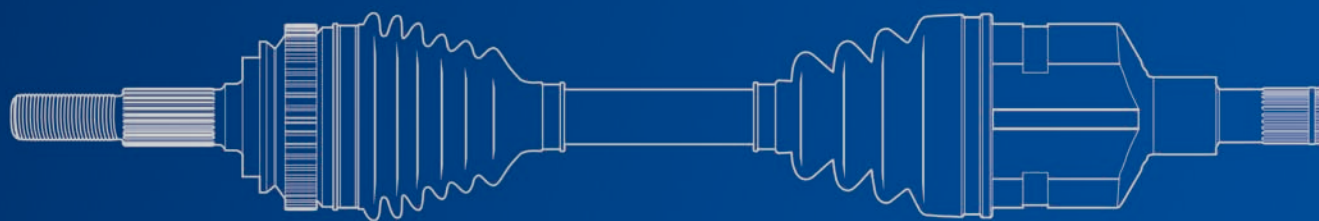




GSP AUTO PARTS
CAT.NO.31015/E

DRIVE SHAFTS CONSTANT VELOCITY JOINT KITS CATALOGUE 2015

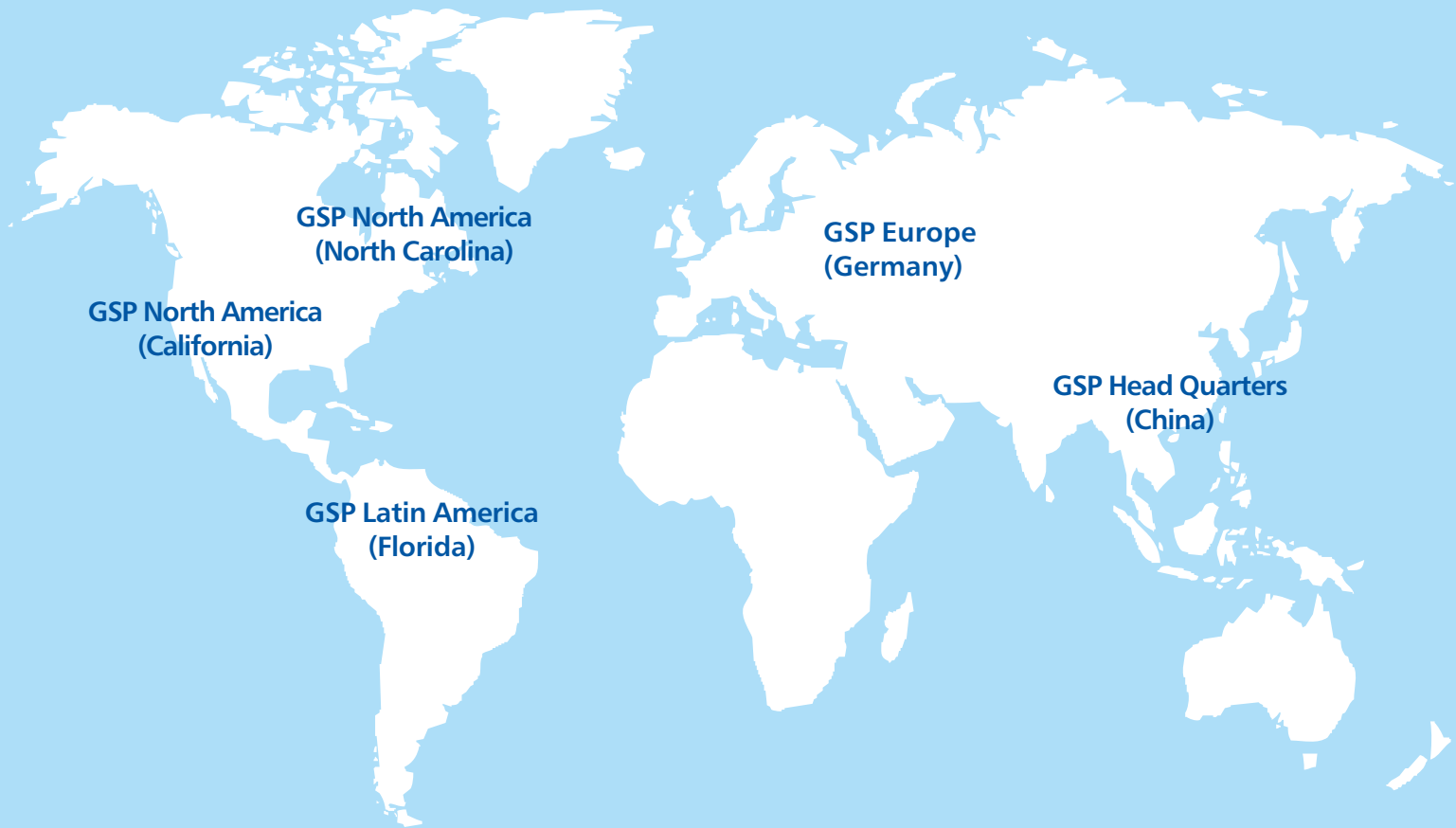




CERTIFIED DATA SUPPLIER



- GSP manufactures drive shafts, CV joint kits, boot kits and hub assemblies
- GSP supplies to the worldwide aftermarket into more than 120 countries and to OEM's
- GSP is the loyal and reliable partner to customers since 1985 with a full comprehensive range of car applications




ABOUT GSP

GSP AUTOMOTIVE group is the leading manufacturer for automotive driveline components for the worldwide aftermarket. The company was established in 1985 and produces drive shafts, constant velocity joint kits, hub assemblies and rubber-to-metal components. The product ranges cover around 95% of the car park around the world. GSP supplies products into more than 120 countries.

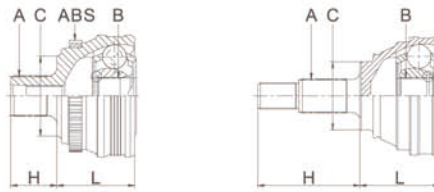
The annual production capacity exceeds 13 million CV joint kits, 4 million drive shafts, 1.5 million hub assemblies and 10 million rubber-to-metal components.

More than 2.000 highly motivated and skilled employees work for the GSP Group around the globe. GSP operates production facilities in China and North America and distribution centres in Germany and in the United States.

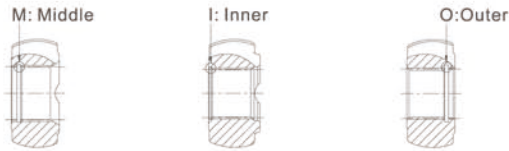


01

Outer C.V. Joints

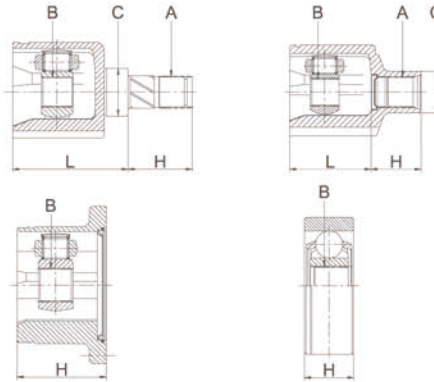


A: External Teeth, wheel side
 B: Internal Teeth, wheel side
 C: Seal Diameter [mm]
 H: Bell pin length
 L: Length
 ABS: Number of teeth on ABS ring
 I: Groove type: Inner
 M: Groove type: Middle
 O: Groove type: Outer
 P: Groove position



02

Inner C.V. Joints

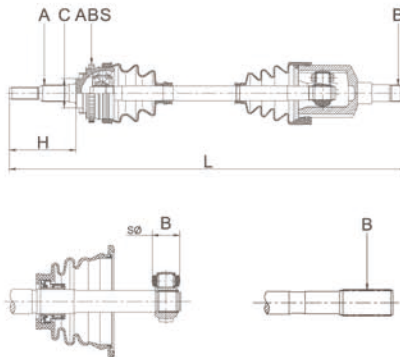


A: External Teeth, diff. side
 B: Internal Teeth, diff. side
 C: Seal Diameter [mm]
 H: Bell pin length
 L: Length



03

Drive Shafts

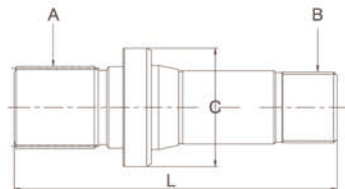


A: External Teeth, wheel side
 B: External Teeth, diff. side/
 Tripod roller Diameter
 C: Seal Diameter [mm]
 H: Bell pin length (wheel side)
 L: Length
 ABS: Number of teeth on ABS ring



04

Stub Shaft



A: External Teeth, wheel side
 B: External Teeth, diff. side
 C: Seal Diameter [mm]
 L: Length



GENERAL INDEX

Vehicle index.....	page. I - XVIII
Applications.....	page.001-570
Cross references list.....	page.571-601
Numerical list.....	page.602-668
Cancel (compared with catalogue 2013).....	page.669-669
New applications (compared with catalogue 2013).....	page.670-670

MAKE-MODEL	PAGE	MAKE-MODEL	PAGE	MAKE-MODEL	PAGE
ACURA		A3 (8L1)	23	A 112	51
CL	1	A3 (8P1)	23	Y10	51
EL	1	A3 (8P7)	25	BMW	
INTEGRA	1	A3 (8PA)	25	1 (E81)	51
VIGOR	1	A3 I	27	1 (E82)	51
ALFA ROMEO		A3 I QUATTRO	27	1 (E87)	51
145 (930)	1	A4	27	1 (E88)	51
146 (930)	1	A4 (8D2, B5)	27	3 (E30)	52
147 (937)	2	A4 (8E2, B6)	29	3 (E36)	52
155 (167)	2	A4 (8EC, B7)	31	3 (E46)	53
156 (932)	3	A4 (8H7, B6, 8HE, B7)	32	3 (E90)	54
159 (939)	4	A4 (8K2, B8)	33	3 (E92)	55
164 (164)	4	A4 / A4 AVANT	34	3 (E93)	55
166 (936)	4	A4 ALLROAD (8KH, B8)	34	3 COMPACT (E36)	55
1750-2000	5	A4 AVANT (8D5, B5)	34	3 COMPACT (E46)	55
33 (905)	5	A4 AVANT (8E5, B6)	36	3 SERIES E36	56
33 (905A)	5	A4 AVANT (8ED, B7)	38	3 TOURING (E30)	56
33 (907A)	6	A4 AVANT (8K5, B8)	39	3 TOURING (E36)	56
33 (907B)	6	A4 I AVANT	39	3 TOURING (E46)	56
75 (162B)	6	A4 I QUATTRO AVANT	40	3 TOURING (E91)	57
90 (162)	7	A5 (8F7)	40	5 (E34)	57
ALFASUD (901)	7	A5 (8T3)	40	5 (E39)	58
ALFASUD GIARDINETTA (904)	7	A5 (8TA)	40	5 TOURING (E34)	58
ALFASUD SPRINT (902.A)	7	A6	41	5 TOURING (E39)	58
ALFETTA (116)	7	A6 (4A, C4)	41	X3 (E83)	58
ALFETTA GT (116)	7	A6 (4B2, C5)	42	X5 (E53)	59
ARNA (920)	7	A6 (4F2, C6)	43	X5 (E70)	59
BRERA	7	A6 (4G2, C7)	43	X6 (E71)	60
GIULIETTA (116)	7	A6 AVANT (4A, C4)	44	Z3 (E36)	60
GIULIETTA (940)	8	A6 AVANT (4B5, C5)	44	Z4 (E85)	60
GT (937)	8	A6 AVANT (4F5, C6)	46	BUICK	
GTV (116)	8	A6 AVANT (4G5, C7)	46	CELEBRITY	60
GTV (916C_)	8	A6 I,AVANT	46	CENTURY	60
MITO (955)	8	A6 II QUATTRO,AVANT	46	CENTURY SS	60
SPIDER (916S_)	8	A6 II,AVANT	47	RANIER	60
SPIDER (939)	8	A7 (4GA)	47	REGAL	60
AUDI		A8	47	RIVIERA	60
100	8	A8 (4D2, 4D8)	47	SKYHAWK	60
100 (43, C2)	8	A8 (4E_)	47	SKYLARK (N-BODY)	60
100 (44, 44Q, C3)	8	A8 (4H_)	47	CADILLAC	
100 (4A, C4)	11	A8 QUATTRO	47	ELDORADO	60
100 AVANT (43, C2)	11	ALLROAD (4BH, C5)	47	SEVILLE	60
100 AVANT (44, 44Q, C3)	12	CABRIOLET (8G7, B4)	47	SEVILLE II (K)	60
100 AVANT (4A, C4)	14	COUPE	48	CHEVROLET	
200 (43)	14	COUPE (81, 85)	48	ASTRO	60
200 (44, 44Q)	14	COUPE (89, 8B)	48	AVEO	60
200 AVANT (44, 44Q)	15	Q5 (8R)	49	AVEO (T200)	61
80 (80, 82, B1)	15	Q7 (4L)	49	AVEO (T250)	61
80 (81, 85, B2)	15	QUATTRO (85)	49	AVEO (T250, T255)	61
80 (89, 89Q, 8A, B3)	16	TT (8J3)	49	BERETTA (L-BODY)	61
80 (8C, B4)	19	TT (8N3)	49	BLAZER / K1500 / K2500 / K3500	61
80 AVANT (8C, B4)	20	TT ROADSTER (8J9)	50	CAPTIVA (C100)	61
90 (81, 85, B2)	21	TT ROADSTER (8N9)	50	CAPTIVA (C100, C140)	61
90 (89, 89Q, 8A, B3)	21	V8 (44_, 4C_)	50	CAVALIER (J-BODY)	61
A1 (8X1, 8XF)	22	AUSTIN		CELEBRITY	61
A2 (8Z0)	22	ALLEGRO (ADO 67)	50	CORSA	61
A3	22	MINI	50		
		AUTOBIANCHI			

MAKE-MODEL	PAGE	MAKE-MODEL	PAGE	MAKE-MODEL	PAGE
CHEVROLET		NEW YORKER / PHANTOM / LE BARON	65	C5 II (RC_)	78
CORSA TH	61	NEW YORKER / PHANTOM / SHADOW	65	C5 II BREAK (RE_)	78
CORSICA (L-BODY)	61	NEW YORKER / PHANTOM / SPIRIT / SHADOW	65	C5 III (RD_)	78
EPICA	61	NEW YORKER / PHANTOM / VOLARE	65	C5 III BREAK (TD_)	79
EPICA (KL1_)	61	NEW YORKER / SPIRIT / SHADOW	65	C6 (TD_)	79
K 1500	61	PT CRUISER	65	C8 (EA_, EB_)	79
K 2500	61	PT CRUISER (PT_)	65	DISPATCH/JUMPY	79
KALOS	61	PT TUBRO MTX	65	DISPATCH/JUMPY (U6U)	79
LACETTI (J200)	61	PT TURBO ATX	65	DISPATCH/JUMPY VAN (BS_, BT_, BY_, BZ_)	80
LUMINA	62	SEBRING CONV	65	DISPATCH/JUMPY VAN (BU_, BV_, BW_, BX_)	80
LUMINA APV	62	SEBRING COUPE	65	DS3	81
MATIZ (M200, M250)	62	SHADOW	65	LNA	81
MONTANA	62	SPIRIT	65	RELAY/JUMPER	81
MONTE CARLO	62	SPIRIT / SHADOW	65	RELAY/JUMPER (230)	81
NOVA	62	STRATUS	65	RELAY/JUMPER (230L)	83
NOVA S	62	STRATUS 3ATX	65	RELAY/JUMPER (230P)	86
NUBIRA	62	STRATUS TURBO	65	RELAY/JUMPER (244)	89
OPTRA	62	TOWN / COUNTRY	65	RELAY/JUMPER (244, Z_)	89
PRIZM	62	TOWN / COUNTRY MINI VAN	66	RELAY/JUMPER VNA	90
S10	62	TOWN / COUNTRY VAN	66	SAXO	90
S10 / S10 BLAZER	62	VISION	66	SAXO (S0, S1)	90
S10 BLAZER	63	VOYAGER	66	SAXO II	91
S10 PICK UP	63	VOYAGER I (ES)	66	SYNERGIE/EVASION (22, U6)	92
SPRINT	63	VOYAGER II (ES)	66	VISA	92
STORM	63	VOYAGER II (GS)	66	XANTIA	93
SUBURBAN / TAHOE	63	CHRYSLER TRUCK		XANTIA (X1)	93
CHEVROLET / GEO		TOWN / COUNTRY MINI VAN	67	XANTIA (X2)	94
AVALANCHE	63	CHRYSLER TRUCK / VAN		XM (Y3)	94
BLAZER / K1500 / K2500 / K3500	63	TOWN / COUNTRY VAN	67	XM (Y4)	96
METRO	63	CITROEN		XSARA	96
S10 / S10 BLAZER	63	AX	67	XSARA (N0)	96
SILVERADO PICK UP	63	AX (ZA_)	67	XSARA (N1)	97
SUBURBAN / TAHOE	63	BERLINGO	68	XSARA (N2)	98
CHRYSLER		BERLINGO (MF)	68	XSARA PICASSO	100
300 M	63	BERLINGO (M_)	69	XSARA PICASSO (N68)	100
BREZZE	63	BERLINGO / XANTIA / XSARA	70	XSARA VAN	100
CARAVAN	63	BERLINGO MULTISPACE	70	ZX	100
CIRRUS	63	BX (XB_)	70	ZX (N2)	100
CIRRUS / STRATUS	63	BX BREAK (XB_)	71	CITROEN LCV	
CONCORDE	63	C1 (PM_, PN_)	72	BERLINGO VAN	102
DART / LE BARON	64	C15	72	CITROEN UTILIT AIRES	
DART / LE BARON / NEW YORKER	64	C15 (VD_)	72	BERLINGO	102
DART / VOLARE	64	C2 (JM_)	73	DACIA	
DART / VOLARE / LE BARON	64	C25	74	1300	102
E-CLASS	64	C25 (280_, 290_)	74	1300 / 1310	102
FIFTH AVENUE	64	C3 I (FC_)	74	1310	102
IMPERIAL	64	C3 II	75	1310 (U, X)	102
LE BARON	64	C3 PICASSO	75	DUSTER	102
LE BARON / CONVERTIBLE / COUPE / SEDAN / GTC / GTS	64	C3 PLURIEL (HB_)	75	LOGAN (LS_)	102
LHS	64	C4	75	LOGAN (US_)	103
LIMOUSINE	64	C4 (LA_)	75	LOGAN EXPRESS (FS_)	103
MAGNUM	64	C4 GRAND PICASSO I (UA_)	76	LOGAN MCV (KS_)	103
MAGNUM / LE BARON / NEW YORKER	64	C4 I (LC_)	76	SANDERO	103
MAGNUM / VOLARE / PHANTOM / NEW YORKER	64	C4 II (B7)	77	SUPER NOVA	103
NEON	64	C4 PICASSO I (UD_)	77	DAEWOO	
NEW YORKER	64	C5 I (DC_)	77	-	103
NEW YORKER / PHANTOM	65	C5 I (DE_)	77		

MAKE-MODEL	PAGE	MAKE-MODEL	PAGE	MAKE-MODEL	PAGE
DAEWOO		FEROZA	109	SPORTRAK (F300)	112
CIELO	103	FOURTRAK (F7, F8)	109	STORIA SIRION (M100)	112
CIELO RACER (ETI)	104	GRAN MOVE (G3)	109	STORIA SIRION (M100S)	112
CIELO RACER (GL)	104	HANDIVAN	109	STORIA SIRION (M110)	112
CIELO RACER (GS)	104	HIJET	109	TAFT	112
ESPERO	104	HIJET (S210P)	109	TERIOS	112
ESPERO (KLEJ)	104	HIJET CARGO (S210V)	109	TERIOS (J1)	112
EVANDA (KLAL)	104	LEEZA (L100)	109	TERIOS (J100)	113
KALOS	104	LEEZA (L111S)	109	TERIOS KID (J111G)	113
KALOS (KLAS)	104	MAIRA II (L80, L81)	109	VIVA	113
LANOS	104	MAIRA III (L201)	109	VIVA (L250)	113
LANOS (KLAT)	105	MAX (L960S)	110	VIVA (L251)	113
LEGANZA	105	MAX (L962S)	110	VIVA (L252)	113
LEGANZA (KLAV)	105	MIRA	110	YRV (M201)	113
MATIZ (KLYA)	105	MIRA CUORE (L200S)	110	YRV (M211)	113
NEXIA	105	MIRA CUORE (L200V)	110	DODGE	
NEXIA (KLETN)	105	MIRA CUORE (L210S)	110	400	113
NUBIRA	105	MIRA CUORE (L210V)	110	600	113
NUBIRA (KLAJ)	106	MIRA CUORE (L220S)	110	ARIES	113
NUBIRA (KLAN)	106	MIRA CUORE (L500S V)	110	AVENGER	113
NUBIRA OPTRA LACETTI	106	MIRA CUORE (L500S)	110	CALIBER (PM)	113
NUBIRA WAGON (KLAJ)	106	MIRA CUORE (L500V)	110	CARAVAN	113
NUBIRA WAGON (KLAN)	106	MIRA CUORE (L502S)	110	COLT VISTA FWD	113
RACER	106	MIRA CUORE (L510S)	110	DAKOTA	113
RACER / CIELO	106	MIRA CUORE (L510SV)	110	DAYTONA	113
TACUMA (KLAU)	106	MIRA CUORE (L512S)	110	DURANGO	114
TICO	106	MIRA CUORE (L700S / V)	110	DYNASTY	114
TICO (KLY3)	106	MIRA CUORE (L700S)	110	DYNASTY	114
WINSTORM	106	MIRA CUORE (L70S V)	111	INTREPID	114
DAIHATSU		MIRA CUORE (L70V)	111	LANCER	114
-	106	MIRA CUORE (L710S / V)	111	NEON	114
7100	106	MIRA CUORE (L710S)	111	NEON II	114
APPLAUSE	107	MIRA CUORE (L80V)	111	OMNI / 024 / CHARGER	114
APPLAUSE (A101, A111)	107	MOVE	111	RAM 50	114
APPLAUSE A101	107	MOVE (L6, L9)	111	SHADOW	114
BE-GO (J210G)	107	MOVE (L600S)	111	SPIRIT	114
BOON (M300S)	107	MOVE (L602S)	111	STEALTH	114
BOON (M301S)	107	MOVE (L610S)	111	STEALTH (FWD)	114
BOON (M310S)	107	MOVE (L900)	111	STRATUS SEDAN	114
CHARADE	107	MOVE (L900S)	111	DODGE TRUCK	
CHARADE (G10)	107	MOVE (L902S)	111	CARAVAN	114
CHARADE (G100)	107	MOVE (L910S)	111	EAGLE	
CHARADE (G102)	107	MOVE (L912S)	111	SUMMIT	114
CHARADE (G102S)	107	MOVE (L92S)	111	VISION	114
CHARADE (G200)	107	MYVI (M301S)	111	FIAT	
CHARADE (G202)	107	MYVI (MS300S)	111	127	115
CHARADE (G203)	107	NAKED (L760S)	111	127 PANORAMA	115
CHARADE (G203S)	107	NEW G100	111	128	115
CHARADE II (G11, G30)	108	OPTI (L300S)	111	128 FAMILIARE	115
CHARADE III (G100, G101, G102)	108	OPTI (L310S)	111	500	115
CHARADE III (G102)	108	OPTI (L800S)	112	500 C	115
CHARADE IV (G200, G202)	108	OPTI (L802S)	112	ALBEA	115
CHARADE IV (G203)	108	OPTI (L810S)	112	BARCETTA (183)	115
CUORE	108	PYZAR	112	BRAVA (182)	115
CUORE IV (L501)	108	PYZAR GRANMOVE (G301G)	112	BRAVO I (182)	116
CUORE V (L5)	108	PYZAR GRANMOVE (G303G)	112	BRAVO II (198)	117
CUORE VI (L7_)	109	ROCKY (F300)	112	CAMPAGNOLA	117
CUORE VII (L251)	109	SIRION	112		
		SIRION (M1)	112		
		SIRION (M3_)	112		
		SOCIAL	112		

MAKE-MODEL	PAGE	MAKE-MODEL	PAGE	MAKE-MODEL	PAGE
FIAT		SIENA	142	ESCORT V (GAL)	152
		SIENA (178_)	142	ESCORT V (GAL, AVL)	152
CINQUECENTO (170)	117	STILO	143	ESCORT VI (ALL)	153
COUPE (FA/175)	117	STILO (192)	143	ESCORT VI (GAL)	153
CROMA (154)	117	STILO MULTI WAGON (192)	143	ESCORT VII (ALL)	153
CROMA (194)	119	STRADA	143	ESCORT VII (GAL, AAL, ABL)	154
DOBLO	119	STRADA (138A)	143	ESCORT VII (GAL, AFL)	154
DOBLO (119)	119	STRADA (178E)	144	ESCORT VIII	154
DOBLO (152, 263)	119	STRADA II (138A)	144	ESCORT ZX2	154
DOBLO (263)	120	TALENTO	144	EXPEDITION / F150	154
DOBLO ADVENTURE	120	TALENTO (290)	144	EXPLORER	154
DOBLO CARGO (223)	120	TEMPRA (159)	144	EXPLORER SPORT / SPORT TRAC	155
DUCATO (230)	120	TEMPRA S.W. (159)	145	F-250	155
DUCATO (230L)	127	TIPO	146	FALCON	155
DUCATO (244)	130	TIPO (160)	146	FESTIVA	155
DUCATO (244, Z_)	131	ULYSSE (179AX)	147	FIESTA	155
DUCATO (250)	131	ULYSSE (220)	147	FIESTA (FVD)	155
DUCATO (280)	131	UNO (146A / E) 55	148	FIESTA (GFBT)	155
DUCATO (290)	132	UNO (146A/E)	148	FIESTA (WFVT)	155
DUCATO PANORAMA (280)	133	WEEKEND	148	FIESTA GII	155
DUCATO PANORAMA (290)	134	X 1 / 9 (128 AS)	148	FIESTA II (FBD)	155
DUNA (146 B)	134	FIAT LCV		FIESTA III (GFJ)	155
DUNA WEEKEND (146 B)	134	PUNTO VAN II	148	FIESTA IV	156
FIORINO	134	FORD		FIESTA IV (JA_, JB_)	156
FIORINO (127)	134			FIESTA V (JH_, JD_)	156
FIORINO (146)	135			FIESTA VAN	156
FIORINO (147)	135	323	148	FOCUS	156
FIORINO (225)	135	AEROSTAR	148	FOCUS (DAW, DBW)	156
IDEA	135	ASPIRE	149	FOCUS (DFW)	157
LINEA	135	BELINA I	149	FOCUS (DNW)	157
MAREA	135	BELINA II	149	FOCUS C-MAX	158
MAREA (185)	135	C-MAX	149	FOCUS II	158
MAREA WEEKEND	136	CAPRI	149	FOCUS II (DA_)	158
MAREA WEEKEND (185)	136	CONSUL (GGCL)	149	FOCUS II STATION WAGON (DA_)	159
MULTIPLA (186)	136	CONSUL (GGFL)	149	FUSION (JU_)	160
PALIO	137	CONSUL TURNIER (GGNL)	149	GALAXY	160
PALIO (178BX)	137	CONTOUR	149	GALAXY (WGR)	160
PALIO WEEKEND	137	CORCEL I	149	GHIA	161
PALIO WEEKEND (178DX)	137	CORCEL II	149	GRANADA (GGCL)	161
PANDA (141A_)	137	COURIER	149	GRANADA (GGNL)	161
PANDA (169)	138	COURIER (F3L, F5L)	149	GRANADA (GGTL, GGFL)	161
PANDA VAN (141_)	138	COURIER (J5_, J3_)	150	GRANADA (GNU)	161
PANDA VAN (169)	138	DEL REY	150	GRANADA (GU)	161
PUNTO (176)	138	ESCAPE	150	GRANADA III (GAE, GGE)	162
PUNTO (176C)	139	ESCORT	150	GRANADA III (GGE)	163
PUNTO (188)	139	ESCORT '81 EXPRESS (AVA)	150	IKON / FIESTA	164
PUNTO (199)	140	ESCORT '86 EXPRESS (AVF)	150	KA	164
PUNTO / GRANDE PUNTO (199)	140	ESCORT '91 EXPRESS (AVL)	150	KA (RB_)	164
PUNTO EVO (199)	140	ESCORT '95 (AVL)	150	LASER	164
PUNTO II	140	ESCORT CLASSIC (AAL, ABL)	150	LASER (METEOR)	164
PUNTO VAN (176L)	140	ESCORT CLASSIC TURNIER (ANL)	150	LYNX	164
PUNTO VAN (188AX)	140	ESCORT EXPRESS	151	MAVERICK	164
PUNTO VAN (199)	140	ESCORT HOBBY	151	MONDEO	165
QUBO (225)	140	ESCORT III (ALD)	151	MONDEO (BNP)	165
REGATA (138)	140	ESCORT III (AWA)	151	MONDEO (GBP)	166
REGATA WEEKEND	141	ESCORT III (GAA)	151	MONDEO II (BAP)	168
SCUDO (220L)	141	ESCORT IV (ALF)	151	MONDEO II (BNP)	170
SCUDO (270_)	142	ESCORT IV (AWF, AVF)	151	MONDEO III	170
SCUDO COMBINATO (220P)	142	ESCORT IV (GAF, AWF, ABFT)	152	MONDEO III (B4Y)	170
SEICENTO (187)	142	ESCORT V (ALL)	152	MONDEO III (B5Y)	170

MAKE-MODEL	PAGE	MAKE-MODEL	PAGE	MAKE-MODEL	PAGE
FORD		CENTURY / CUTLASS / CUTLASS EUROSPO	177	ACCORD (CL1)	181
		CENTURY / CUTLASS EUROSPO	177	ACCORD (CN1)	181
MONDEO III (BWY)	171	CENTURY SS	177	ACCORD (CU2)	181
ORION (AFD)	171	CHEVY / MONZA	177	ACCORD (SDA)	181
ORION II (AFF)	171	CITATION	177	ACCORD (SJ, SY)	181
ORION III (GAL)	171	CITATION / CELEBRITY	177	ACCORD I (SC,SJ,SM,SV,SY)	181
PAMPA	172	CITATION / CELEBRITY / X-11	177	ACCORD II	181
PROBE	172	CORSA	177	ACCORD II (AC, AD)	181
PROBE ALL	172	CORSA CLASSIC	177	ACCORD III (CA4, CA5)	181
PUMA	172	CORSA NOVO	178	ACCORD III (CA5)	182
PUMA (EC_)	172	CORSA PICK UP	178	ACCORD IV (CB)	182
RAIDER	172	CORSA SEDAN	178	ACCORD IV (CB,CB3,CB7,CB8,CC,CC1,SM4)	182
RANGER	172	CORSA WAGON	178	ACCORD IV (CC1)	182
RANGER (TU_)	172	CUTLASS	178	ACCORD V (CC7, CD)	182
ROYALE	172	CUTLASS EUROSPO	178	ACCORD V (CD7, CD9)	182
SCALA	173	IPANEMA	178	ACCORD V (CE)	182
SCORPIO II (GFR, GGR)	173	KADETT	178	ACCORD VI (CE, CF)	183
SIERRA (BNG)	173	MERIVA	178	ACCORD VII (CG)	183
SIERRA (GBC, GBG)	173	MONZA	179	ACCORD VII (CG, CK)	183
SIERRA (GBG, GB4)	173	OMEGA	179	ACCORD VII (CH)	183
TAURUS	173	PICK UP	179	ACCORD VII (CL)	183
TELSTAR	173	SPACE VAN	179	ACCORD VII TOURER (CM)	183
TELSTAR (GD / GE)	173	SUPREMA	179	ACCORD VIII	183
TEMPO	173	VECTRA	179	ACCORD VIII (CU)	183
THUNDERBIRD	173	ZAFIRA	179	ACCORD WAGON (CH9)	183
TOPAZ	173	GMC		ACCORD WAGON (CL2)	183
TOURNEO CONNECT	174	ENVOY / ENVOY XL	179	ASCOT (CB1)	183
TRANSIT	174	JIMMY / K1500 / K2500 / K3500	179	ASCOT (CB2)	183
TRANSIT (FD_ , FB_ , FS_ , FZ_ , FC_)	174	S15 / JIMMY / SONOMA / PICK UP	179	ASCOT (CB3)	183
TRANSIT (FM_ , FN_)	174	S15 / JIMMY / SONOMA / SYCLONE / TYPHOON	179	ASCOT (CB4)	183
TRANSIT CONNECT (P65_ , P70_ , P80_)	175	SAFARI	179	ASCOT (CE4)	183
TRANSIT VAN (FA_)	175	SIERRA PICK UP	179	ASCOT (CE5)	183
VERONA	175	SUBURBAN / YUKON XL	179	BALLADE	184
VERSAILLES	175	HOLDEN		CITY	184
FORD LCV		APOLLO	179	CIVIC	184
COURIER II	176	ASTRA	179	CIVIC (AN, AR)	184
FIESTA IV VAN	176	ASTRA TS	180	CIVIC (EG1)	184
FORD USA		BARINA	180	CIVIC (EG3)	184
PROBE	176	COMMODORE	180	CIVIC (EG4)	184
PROBE II (ECP)	176	JACKAROO	180	CIVIC (EG7)	184
GEO		NOVA	180	CIVIC (EG8)	184
PRIZM	176	RODEO	180	CIVIC (EG9)	184
S10 / S10 BLAZER	176	HONDA		CIVIC (EJ1)	184
STORM	176	ACCORD	180	CIVIC (EJ3)	185
GM		ACCORD (CB1)	180	CIVIC (EJ4)	185
-	176	ACCORD (CB2)	181	CIVIC (EK2)	185
ASTRA	176	ACCORD (CB3)	181	CIVIC (EK3)	185
CAVALIER	176	ACCORD (CB4)	181	CIVIC (EK4)	185
CAVALIER / CAVALIER Z-24	176	ACCORD (CD3)	181	CIVIC (FD1)	185
CAVALIER Z-24	176	ACCORD (CD4)	181	CIVIC (FD2)	185
CELEBRITY	176	ACCORD (CD5)	181	CIVIC (SB)	185
CELEBRITY / CENTURY / CENTURY SS	176	ACCORD (CD6)	181	CIVIC (SF)	185
CELEBRITY / CENTURY SS	176	ACCORD (CD7)	181	CIVIC CRX	185
CELTA	176	ACCORD (CD8)	181	CIVIC CVCC	185
CENTURY	177	ACCORD (CE1)	181	CIVIC DEL SOL	185
CENTURY / CUTLASS	177	ACCORD (CF4)	181	CIVIC FERIO (EG7)	185
		ACCORD (CL)	181	CIVIC FERIO (EG8)	185
				CIVIC FERIO (EJ3)	185
				CIVIC FERIO (EK2)	185
				CIVIC FERIO (EK3)	185

MAKE-MODEL	PAGE	MAKE-MODEL	PAGE	MAKE-MODEL	PAGE
HONDA		INSPIRE (UA2)	192	STREAM (RN)	195
		INTEGRA	192	TODAY	195
CIVIC FERIO (EK4)	185	INTEGRA (DB6)	192	TODAY (JA1)	195
CIVIC II (EE)	185	INTEGRA (DC1)	192	TODAY (JA2)	195
CIVIC II (SS, SL)	186	INTEGRA (DC2, DC4)	192	TODAY (JA3)	195
CIVIC II (WC)	186	INTEGRA (EK3)	192	TODAY (JA4)	195
CIVIC III (AL, AJ, AG, AH)	186	JAZZ II (GD)	192	TODAY (JA5)	195
CIVIC III (AM, AK, AU)	186	LEGEND	192	TODAY (JW2)	195
CIVIC III (EC, ED, EE)	186	LEGEND (HS, KA)	192	TODAY (JW3)	196
CIVIC III (ED)	186	LEGEND (KA3)	192	TODAY (JW4)	196
CIVIC IV	187	LEGEND II (CC,KA7,KA8)	192	TORNEO (CF4)	196
CIVIC IV (EG)	187	LEGEND II (KA7)	192	TORNEO (CL1)	196
CIVIC IV (EG, EH)	187	LEGEND II (KA8)	192	U.S CIVIC (EJ1)	196
CIVIC IV (MA, MB)	188	LEGEND III (KA9)	192	VIGOR	196
CIVIC NACIONAL	188	LIFE (JA4)	192	VIGOR (CB5)	196
CIVIC V	188	LOGO (GA3)	192	VIGOR (CC3)	196
CIVIC V (EJ, EK)	188	LOGO (GA5)	193	HUMMER	
CIVIC V (MB, MC)	189	ODYSSEY	193	H2	196
CIVIC VII (EM2)	189	ODYSSEY (RA1)	193	HYUNDAI	
CIVIC VII (ES)	189	ODYSSEY (RA2)	193	ACCENT	196
CIVIC VII (EU, EP, EV)	189	ODYSSEY (RA6)	193	ACCENT (LC)	196
CIVIC VIII (FN, FK)	189	ODYSSEY (RA7)	193	ACCENT (MC)	196
CIVICK IV (EJ)	189	ODYSSEY (RA8)	193	ACCENT (X-3)	196
CONCERTO (HW)	189	ODYSSEY (RA9)	193	ACCENT / VERNA	196
CONCERTO (HWW)	190	ODYSSEY (RA_)	193	ACCENT ADMIRE	197
CR-V	190	ODYSSEY III (RB1, RB2)	193	ACCENT I (X-3)	197
CR-V (RD1)	190	OLTIA (EL1)	193	ACCENT II	197
CR-V (RD2)	190	OLTIA (EL2)	193	ACCENT II (LC)	197
CR-V (RD4)	190	OLTIA (EL3)	193	ACCENT III (MC)	197
CR-V (RD4, RD5, RD6, RD7, RD9)	190	PARTNER (EY6)	193	AMICA (MX)	197
CR-V (RD5)	190	PARTNER (EY7)	193	AMICA / ATOZ (MX)	197
CR-V (RE3)	190	PARTNER (EY8)	193	ATOS	197
CR-V (RE4)	190	PASSPORT	193	ATOS PRIME (MX)	197
CR-V I (RD)	190	PRELUDE	193	AZERA	198
CR-V II (RD_)	190	PRELUDE (BA4)	193	CERATO	198
CR-V III (RE)	190	PRELUDE (BA5)	194	COUPE (KG)	198
CRX	190	PRELUDE (BA7)	194	ELANTRA	198
CRX (AF, AS)	191	PRELUDE (BA8)	194	EXCEL	198
CRX II (ED, EE)	191	PRELUDE (BA9)	194	EXCEL/SCOUPE	198
CRX III (EH, EG)	191	PRELUDE (BB1)	194	GALLOPER I	198
DOMANI (MA4)	191	PRELUDE (BB4)	194	GETZ	198
DOMANI (MA7)	191	PRELUDE (BB5)	194	GETZ (TB)	198
DOMANI (MB3)	191	PRELUDE (BB6)	194	GRANDEUR	198
DOMANI (MB4)	191	PRELUDE (BB7)	194	i30 (FD)	198
EDIX (BE1, BE2, BE3, BE4)	191	PRELUDE (BB8)	194	i30 CW (FD)	198
FIT / JAZZ / CITY (GD1)	191	PRELUDE (SN)	194	LANTRA	199
FIT / JAZZ / CITY (GD2)	191	PRELUDE II	194	LANTRA (J-1)	199
FIT / JAZZ / CITY (GD4)	191	PRELUDE II (AB)	194	LANTRA (RD)	199
FIT / JAZZ / CITY (GD6)	191	PRELUDE III (BA)	194	LANTRA II (J-2)	199
FIT / JAZZ / CITY (GD8)	191	PRELUDE IV (BB)	195	MATRIX	200
FIT / JAZZ / CITY (GE6)	191	QUINTET (SU)	195	MATRIX (FC)	200
FIT / JAZZ / CITY (GE7) 4WD	191	RAFAGA (CE4)	195	PONY (X-1)	200
FIT / JAZZ / CITY (GE8)	191	RAFAGA (CE5)	195	PONY (X-2)	200
FIT / JAZZ / CITY (GE9) 4WD	191	S-MX (RH)	195	PONY / EXCEL (X-2)	200
FREED (GB3)	191	SABER (UA1)	195	S (SLC)	200
HR-V (GH)	191	SABER (UA2)	195	S COUPE	200
INSPIRE	191	SHUTTLE (RA)	195	SANTA FE	200
INSPIRE (CB5)	191	STEP WAGON (RF1)	195	SANTA FE I (SM)	200
INSPIRE (CC3)	191	STEP WAGON (RF2)	195		
INSPIRE (UA1)	192	STREAM	195		

MAKE-MODEL	PAGE	MAKE-MODEL	PAGE	MAKE-MODEL	PAGE
HYUNDAI		MAGENTIS (GD)	207	LAND ROVER	
SANTRO	200	MENTOR	207	90/110 (DHMC)	217
SONATA	201	MENTOR (FA)	207	DEFENDER	217
SONATA (NF)	201	OPTIMA	208	DEFENDER STATION WAGON (LD)	217
SONATA (Y-2)	201	PICANTO (BA)	208	DISCOVERY	217
SONATA II (Y-3)	201	PRIDE	208	DISCOVERY (LJ, LG)	217
SONATA III (EF)	201	PRIDE (DA)	208	DISCOVERY II (LJ, LT)	217
SONATA V (NF)	201	RIO	208	DISCOVERY III	217
SONICA	202	RIO (DC)	208	DISCOVERY III (TAA)	217
TRAJET (FO)	202	RIO (DC_)	208	DISCOVERY IV	217
TUCSON	202	RIO II (JB)	209	FREELANDER	217
TUCSON (JM)	202	SEDONA II (GQ)	209	FREELANDER (LN)	217
VERNA	202	SEPHIA	209	FREELANDER I	217
INFINITI		SHUMA	209	FREELANDER SOFT TOP	218
G20	202	SHUMA (FB)	209	FREELANDER V6	218
I30	202	SHUMA II (FB)	209	FREELANDER VAN	218
J30	202	SORENTO	209	RANGE ROVER (AE, AN, HAA, HAB, HAM, HBM, RE, RN)	218
QX4	202	SORENTO I (JC)	209	RANGE ROVER II (LP)	218
ISUZU		SPECTRA	210	RANGE ROVER SPORT	218
AMIGO	202	SPECTRA (BFD)	210	RANGE ROVER SPORT (LS)	218
AXIOM	202	SPORTAGE	210	RANGE ROVER SPORT II	218
CAMPO (KB)	202	SPORTAGE (K00)	210	LEXUS	
FASTER RODEO (TFSIS)	202	VISTO	210	ES (F1, F2)	218
GEMINI (JT)	203	LADA		ES300	218
IMPULSE	203	110	210	RX (MCU15)	218
PIAZZA (JR_)	203	111	210	LINCOLN	
PICK UP	203	112	210	CONTINENTAL	218
PICK UP HOMBRE	203	2170 KALINA / PRIORA	210	NAVIGATOR	218
RODEO	203	NIVA (2121)	210	MARUTI	
STYLUS	203	NIVA (2123)	211	1000	218
TROOPER	203	OKA	211	800	218
TROOPER & TROOPER II	203	SAMARA (2108, 2109)	211	SX4	219
TROOPER (UB)	203	SAMARA 2110	211	MAZDA	
TROOPER (UBS)	203	SAMARA FORMA (21099)	211	121 (DA)	219
JEEP		LANCIA		121 I (DA)	219
CHEROKEE (XJ)	204	BETA (828BC)	212	121 II (DB)	219
<small>CHEROKEE / COMANCHE / GRAND CHEROKEE / GRAND WAGONEER / WAGONEER</small>	204	BETA (828_B_)	212	121 III (JASM, JBSM)	219
GRAND CHEROKEE	204	BETA H.P.E. (828BF)	212	3 (BK)	219
GRAND CHEROKEE (ZJ)	205	BETA MONTE CARLO (137AS, 137BS)	212	3 (BK3P)	219
GRAND CHEROKEE II (WJ, WG)	205	BETA SPIDER (828BS)	212	3 (BK5P)	219
LIBERTY	205	DEDRA (835)	212	323	219
WRANGLER (YJ, SJ_)	205	DELTA (831AB0)	213	323 ASTINA	219
WRANGLER II (TJ)	206	DELTA II (836)	213	323 C IV (BG)	219
KIA		DELTA III (844)	213	323 C V (BA)	220
CARENS	206	DELTA III (844)	213	323 F IV (BG)	220
CARENS II	206	KAPPA (838)	213	323 F V (BA)	220
CARENS II (FJ)	206	KAPPA (838A)	213	323 F/P VI (BJ)	220
CARNIVAL	206	KAPPA (838B)	213	323 II (BD)	220
CARNIVAL I (UP)	206	LYBRA (839AX)	214	323 III (BF)	221
CEE'D (ED)	206	LYBRA (839BX)	214	323 III (BW)	221
CERATO	207	MUSA (350)	214	323 IV (BA)	221
CERATO (LD)	207	PHEDRA (179)	214	323 IV (BG)	221
CLARUS (GC)	207	PRISMA (831AB0)	214	323 P V (BA)	221
CLARUS (K9A)	207	THEMA (834)	215	323 PROTEGE	222
MAGENTIS	207	TREVI (828DB)	215	323 S IV (BG)	222
		Y (840A)	216		
		Y10 (156)	216		
		YPSILON (843)	216		
		ZETA (220)	216		

MAKE-MODEL	PAGE	MAKE-MODEL	PAGE	MAKE-MODEL	PAGE
MAZDA		CAPELLA 626 TELSTER (GDEA B)	230	FAMILIA VAN / WAGON LASER VAN (BWFY10)	233
		CAPELLA 626 TELSTER (GDEPS)	230	FESTIVA (D23PF)	233
323 S V (BA)	222	CAPELLA 626 TELSTER (GDER)	230	FESTIVA (D25PF)	233
323 S VI (BJ)	222	CAPELLA 626 TELSTER (GDFFP)	230	FESTIVA (DA3PF)	233
6	222	CAPELLA 626 TELSTER (GE8P)	230	FESTIVA (DAJPF)	233
6 (GG)	222	CAPELLA 626 TELSTER (GEEP)	230	GLC	233
6 (GY)	223	CAPELLA 626 TELSTER (GEFP)	230	IXION (CP8WF)	233
6 STATION WAGON (GY)	223	CAPELLA 626 TELSTER (GF)	230	LANTIS	233
626	224	CAPELLA 626 TELSTER (GF8P)	230	LANTIS (CBA)	233
626 (GE)	224	CAPELLA 626 TELSTER (GFEP)	230	LANTIS (CBA8P)	233
626 / MX-6 MYSTERE&CRONOS	224	CAPELLA 626 TELSTER (GFER)	230	LASER (FORD)FIESTA	233
626 CRONOS	224	CAPELLA TELSTER CARGO / WAGO (GFFP)	230	LASER LIDEAWAGON (BJ3PF)	233
626 II (GC)	224	CAPELLA TELSTER CARGO / WAGO (GV8W)	230	LASER LIDEAWAGON (BJ5WF / PF)	233
626 III (GD)	224	CAPELLA TELSTER CARGO / WAGO (GVER)	231	LASER LIDEAWAGON (BJEFP)	233
626 III (GV)	226	CAPELLA TELSTER CARGO / WAGO (GVFR)	231	MAZDA 3 (BK3P)	233
626 IV (CBA,GE)	227	CAPELLA TELSTER CARGO / WAGO (GVFW)	231	MAZDA 3 (BK5P)	233
626 IV (GE)	227	CAPELLA TELSTER CARGO / WAGO (GW5R)	231	MAZDA 3 (BKEP)	233
626 MATSURI	227	CAPELLA TELSTER CARGO / WAGO (GW8W)	231	MILLENNIA	233
626 V (GF)	228	CAPELLA TELSTER CARGO / WAGO (GWER)	231	MILLENNIA (TA5P)	233
626 V (GW)	228	CAPELLA TELSTER CARGO / WAGO (GWEW)	231	MILLENNIA (TAFP)	234
ATENZA (GH5AP)	228	CAPRLLA 626 TELSTER (GE5P)	231	MPV	234
ATENZA (GH5AS)	228	CAPRLLA 626 TELSTER (GE5PF)	231	MPV I (LV)	234
ATENZA (GH5FP)	228	CLEF (GE5PA)	231	MPV II (LW)	234
ATENZA (GH5FS)	228	CLEF (GEEPA)	231	MS-6 (GE8P)	234
ATENZA (GHEFP)	228	CRONOS (GE5P)	231	MS-6 (GEEP)	234
ATENZA (GHEFS)	228	CRONOS (GE8P)	231	MS-6 (GEFP)	234
ATENZA SPORT WAGON (GH5AW)	228	CRONOS (GEEP)	231	MS-8 (MB5A)	234
ATENZA SPORT WAGON (GH5FW)	228	CRONOS (GEFP)	231	MS-8 (MBEP)	234
ATENZA SPORT WAGON (GHEFW)	228	CRONOS (GESR)	231	MX-3	234
ATENZA SPORT WAGON (GY3W)	229	DEMIO (DW)	231	MX-3 (EC)	234
ATENZA SPORT WAGON (GYEW)	229	EUNOS 100 (BG8PE)	231	MX-3 / PRECIDIA	234
AZ-3 (ECPSA)	229	EUNOS 300 (MAEPE)	231	MX-5	234
B-SERIE (UF)	229	EUNOS 30X	231	MX-5 (NA)	234
B-SERIE (UN)	229	EUNOS 500 (CA8P)	231	MX-6	234
B2500 B2600 B3000 B4000	229	EUNOS 500 (CAEP)	231	MX-6 (GE)	235
B2600	229	EUNOS 500 (CAPP)	232	MX-6 (GE5SB)	235
B2600 / BRAVO	229	EUNOS 800 (MILLERCYCLE)	232	MX-6 (GEESB)	235
BONGO	229	EUNOS 800 (TA5)	232	MX-6 MYSTERE	235
BONGO BRAWNY TRUCK (SK2)	229	EUNOS PRESSO (EC8S)	232	PICK UP	235
BONGO BRAWNY TRUCK (SK5)	229	FAMILIA 323	232	PRECIDIA	235
BONGO BRAWNY VAN (SK5)	229	FAMILIA 323 LASER (BF3TP)	232	PREMACY (CP)	235
BONGO FRIENDEE MPV (SG)	229	FAMILIA 323 LASER (BG3PS)	232	PREMACY (CP8W)	235
BONGO J80 / 100 (SD29M)	229	FAMILIA 323 LASER (BG5SP)	232	PREMACY (CPEW)	235
BONGO J80 / 100 (SD5)	229	FAMILIA 323 LASER (BG7P)	232	PRIDE	235
BONGO J80 / 100 (SE28)	229	FAMILIA 323 LASER (BG8PSP)	232	PROBE	235
BONGO J80 / 100 (SE88M)	229	FAMILIA 323 LASER (BG8SP)	232	PROBE (PT22L)	235
BONGO J80 / 100 (SR2AM)	229	FAMILIA 323 LASER (BHA6R)	232	PROTEGE	235
BONGO J80 / 100 (SS28)	229	FAMILIA 323 LASER (BHA7P)	232	PROTEGE (USA)	236
BONGO J80 / 100 (SS88M)	229	FAMILIA 323 LASER (BHA7R)	232	REVUE (DB3PA)	236
BONGO J80 / 100 (SSE8R)	229	FAMILIA 323 LASER (BHA8PS)	232	REVUE (DB5PA)	236
BONGO J80 / 100 (SSF8R)	229	FAMILIA 323 LASER (BJ3P)	232	TRIBUTE	236
BONGO TRUCK (SK22)	229	FAMILIA 323 LASER (BJ5P)	232	TRIBUTE (EP)	236
BONGO TRUCK (SK82)	229	FAMILIA 323 LASER (BJEP)	232	XEDOS 6	236
BONGO VAN (SK22)	229	FAMILIA 323 LASER (BJFW)	232	XEDOS 6 (CA)	236
BONGO VAN (SK82)	229	FAMILIA VAN / WAGON LASER VAN (1BF3V)	232	XEDOS 9 (TA)	236
BRAVO	229	FAMILIA VAN / WAGON LASER VAN (2BW3W)	232	MERCEDES BENZ	
CAPELLA 626	230	FAMILIA VAN / WAGON LASER VAN (3BVS Y10)	232	100 (631)	236
CAPELLA 626 TELSTER (CG2PP)	230	FAMILIA VAN / WAGON LASER VAN (3BVY10)	233	190 (W201)	236
CAPELLA 626 TELSTER (CG2SP)	230	FAMILIA VAN / WAGON LASER VAN (BVFY10)	233	A-CLASS (W168)	237
CAPELLA 626 TELSTER (GD8R)	230	FAMILIA VAN / WAGON LASER VAN (BWE / BVE Y10)	233		

MAKE-MODEL	PAGE	MAKE-MODEL	PAGE	MAKE-MODEL	PAGE
MERCEDES BENZ		CHARIOT (D03W)	245	GALANT V (E5_A,E7_A,E8_A)	250
		CHARIOT (D05W)	245	GALANT VI (EA_)	250
A-CLASS (W169)	237	CHARIOT (NIMBUS) / GRANDIS	245	GRANDIS (NA4W)	250
A-CLASSE	237	COLT	245	GRANDIS (NA_W)	250
B-CLASS (W245)	238	COLT (A15_A)	245	L 200 (K7_T, K6_T)	250
C-CLASS (S202)	238	COLT (Z26A)	245	L 200 (KB_T, KA_T)	250
C-CLASS (W202)	238	COLT (Z28A)	246	L200/TRITON	250
COUPE (C123)	238	COLT II (C1_A)	246	LANCER	250
COUPE (C124)	238	COLT III (C5_A)	246	LANCER (A17_)	250
E-CLASS (S124)	238	COLT IV	246	LANCER (CK1A, CK2A)	250
E-CLASS (W124)	238	COLT IV (CA_A)	246	LANCER / COLT	251
E-CLASS (W210)	238	COLT V (CJ_, CP_)	246	LANCER CEDIA (CS1A)	251
G-CLASS (W460)	239	COLT VI (Z3_A, Z2_A)	246	LANCER CEDIA (CS2A)	251
G-CLASS (W461)	239	CORDIA	246	LANCER CEDIA (CS5A)	251
G-CLASS (W463)	239	CORDIA (A212)	246	LANCER CEDIA WAGON (CS2W)	251
G-CLASS CABRIO (W463)	239	CORDIA (A213)	246	LANCER CEDIA WAGON (CS5W)	251
KOMBI (S123)	239	CORDIA (A21_A, AB)	246	LANCER F II (A17_)	251
KOMBI (S124)	239	CORDIA (SE SX)	247	LANCER III (C1_A, C6_A)	251
MB	240	DEBONAIR (S11A)	247	LANCER III (C1_V, C3_V)	251
SALOON (W123)	240	DEBONAIR (S12A)	247	LANCER IV (C6_A)	251
SALOON (W124)	240	DEBONAIR (S22A)	247	LANCER IV (C6_A, C7_A)	252
SL (C107)	241	DEBONAIR (S27A)	247	LANCER V (CB/D_A)	252
SL (R107)	241	DIAMANTE	247	LANCER V STATION WAGON (CB_W, CD_W)	252
SLK (R170)	241	DIAMANTE (F13A)	247	LANCER VI (CJ-CP_)	252
SPRINTER 3-T (903)	241	DIAMANTE (F15A)	247	LEGNUM (EA5W)	252
V-CLASS (638/2)	241	DIAMANTE (F25A)	247	LIBERO / LIBERO CARGO (CB8V W)	252
VIANO (W639)	241	DIAMANTE (F27A)	247	MAGNA	252
VITO (638)	241	ECLIPSE	247	MIRAGE	252
VITO (W639)	242	ECLIPSE (D22A)	247	MIRAGE / DINGO (CQ1A)	252
VITO / MIXTO (W639)	242	ECLIPSE (D2_A)	247	MIRAGE / DINGO (CQ2A)	252
		ECLIPSE II (D3_A)	247	MIRAGE / LANCER	252
MERCURY		EMERAUDE / GALANT / ETERNA (E52A)	247	MIRAGE / LANCER (A153)	252
COUGAR	243	EMERAUDE / GALANT / ETERNA (E53A)	247	MIRAGE / LANCER (C11A)	252
COUGAR (FWD)	243	EMERAUDE / GALANT / ETERNA (E54A)	247	MIRAGE / LANCER (C12A)	252
LYNX / LN7	243	EMERAUDE / GALANT / ETERNA (E57A)	247	MIRAGE / LANCER (C14A)	252
MOUNTAINEER	243	EMERAUDE / GALANT / ETERNA (E64A)	247	MIRAGE / LANCER (C18A)	252
MYSTIQUE	243	EMERAUDE / GALANT / ETERNA (E72A)	247	MIRAGE / LANCER (C51A)	252
SABLE	243	EMERAUDE / GALANT / ETERNA (E74A)	247	MIRAGE / LANCER (C52A)	253
TOPAZ	243	EMERAUDE / GALANT / ETERNA (E77A)	247	MIRAGE / LANCER (C61A)	253
TRACER	243	EMERAUDE / GALANT / ETERNA (E84A)	247	MIRAGE / LANCER (C62A)	253
VILLAGER	243	ETERNA	247	MIRAGE / LANCER (C64A)	253
		EXCEL	247	MIRAGE / LANCER (C72A)	253
MINI		EXPO	248	MIRAGE / LANCER (C74A)	253
MINI (R50, R53)	243	EXPO LRV	248	MIRAGE / LANCER (C82A)	253
MINI (R52)	244	GALAN FORTIS (CY4A)	248	MIRAGE / LANCER (CA4A)	253
		GALANT	248	MIRAGE / LANCER (CB4A)	253
MITSUBISHI		GALANT / ETERNA	248	MIRAGE / LANCER (CB7A)	253
3000 GT	244	GALANT / ETERNA (E11A)	248	MIRAGE / LANCER (CB8A)	253
3000 GT (FWD)	244	GALANT / ETERNA (E12A)	248	MIRAGE / LANCER (CC3A)	253
3000 GT (Z16A)	244	GALANT / ETERNA (E17A)	248	MIRAGE / LANCER (CC4A)	253
AIRTREK (CU2W)	244	GALANT / ETERNA (E18A)	248	MIRAGE / LANCER (CD3A)	253
AIRTREK (CU4W)	244	GALANT / ETERNA (E31A)	248	MIRAGE / LANCER (CD5A)	253
AIRTREK (CU5W)	244	GALANT / ETERNA (E32A)	248	MIRAGE / LANCER (CD7A)	253
CARISMA (DA_)	244	GALANT / ETERNA (E33A)	248	MIRAGE / LANCER (CD8A)	253
CHALLENGER (K90)	245	GALANT / ETERNA (E34A)	248	MIRAGE / LANCER (CD9A)	253
CHAMP	245	GALANT / ETERNA (E35A)	248	MIRAGE / LANCER (CJ1A)	253
CHARADE (CU2W)	245	GALANT III (E1_A)	248	MIRAGE / LANCER (CJ2A)	253
CHARADE (CU4W)	245	GALANT IV	248	MIRAGE / LANCER (CK1A)	253
CHARADE (CU5W)	245	GALANT IV (E3_A)	248	MIRAGE / LANCER (CK2A)	253
CHARIOT (D02W)	245	GALANT V (E5_A, E7_A, E8_A)	249	MIRAGE / LANCER / COLT	253

MAKE-MODEL	PAGE	MAKE-MODEL	PAGE	MAKE-MODEL	PAGE
MITSUBISHI		240 SX	256	CEFIRO	262
MIRAGE / LANCER V (CB/DA)	253	AD VAN / WAGON (VB11)	257	CEFIRO I (J31)	262
MIRAGE / LANCER V (CB/DA) SW	253	AD VAN / WAGON (VEY11)	257	CEFIRO J30	262
MIRAGE / LANCER VAN / WAGON (C11V)	253	AD VAN / WAGON (VY10,WY10)	257	CEFIRO MAXIMA (A32)	262
MIRAGE / LANCER VAN / WAGON (C12V W)	253	AD VAN / WAGON (WEY10)	257	CEFIRO MAXIMA (A33)	262
MIRAGE / LANCER VAN / WAGON (C14V W)	253	AD VAN / WAGON MAX (V/W FY10/FGY10)	257	CEFIRO MAXIMA (HA32)	262
MONTERO	253	AD VAN / WAGON MAX (VWSY10,VSGY10)	257	CEFIRO MAXIMA (PA32)	262
OUTLANDER	253	AD VAN / WAGON MAX (VFN/WFNY10)	257	CEFIRO MAXIMA (PA33)	262
OUTLANDER I (CU_W)	254	AD VAN / WAGON MAX (VHB11)	257	CEFIRO WAGON (A33)	262
PAJERO	254	AD VAN / WAGON MAX (VSB11)	257	CEFIRO WAGON (WA32)	262
PAJERO (L041)	254	AD VAN / WAGON MAX (VSNY10)	257	CEFIRO WAGON (WA33)	262
PAJERO (L043)	254	AD VAN WINGROAD (VFY11,WFY11)	257	CHERRY	262
PAJERO (L146)	254	AD VAN WINGROAD (VY11)	257	CHERRY II (N10)	262
PAJERO (V63W)	254	ALMERA (N15)	257	CHERRY II TRAVELLER (VN10)	263
PAJERO (V65W)	254	ALMERA II (N16)	258	CHERRY III (N12)	263
PAJERO (V65W/V75W)	254	ALMERA TINO (V10)	258	CUBE (Z11)	263
PAJERO (V68W)	254	ALTIMA	259	CUBE Z11	263
PAJERO (V68W/V78W)	254	AUSTER	259	DATSUN (D21)	263
PAJERO (V73W)	254	AUSTER STANZA (PT12)	259	DATSUN 140 Y (HLB310)	263
PAJERO (V75W)	254	AVENIR (PNW10)	259	DATSUN FRONTIER (D22)	263
PAJERO (V78W)	254	AVENIR (PW10)	259	EXA (KEN13)	263
PAJERO / SHOGUN (L04_G, L14_G)	254	AVENIR (SW10)	259	KUBISTAR	263
PAJERO / SHOGUN (V2_W, V4_W)	254	AVENIR (VENW10)	259	KUBISTAR (X76)	263
PAJERO / SHOGUN CLASSIC (V2_W)	254	AVENIR (VEW10)	259	LANGLEY	263
PAJERO / SHOGUN II (L04_G)	254	AVENIR (VSW10)	259	LANGLEY LIVERTAVILLA (BEN13)	263
PAJERO / SHOGUN II (V3_W, V2_W, V4_W)	254	AVENIR (W10)	259	LANGLEY LIVERTAVILLA (BSN13)	263
PAJERO / SHOGUN III (V6_W, V7_W)	255	BE-1 (BK10)	259	LANGLEY LIVERTAVILLA (N12)	263
PAJERO III CANVAS TOP (V6_W, V7_W)	255	BLUEBIRD	259	LANGLEY LIVERTAVILLA (N13)	263
PICK UP	255	BLUEBIRD (910)	259	LANGLEY LIVERTAVILLA (SN12)	264
PONY	255	BLUEBIRD (ENU12)	259	LARGO (C22)	264
PRECIS	255	BLUEBIRD (ENU14)	259	LARGO (ED7)	264
S COUPE	255	BLUEBIRD (EU11)	259	LARGO (UD7)	264
SAPPORO II (A16_A)	255	BLUEBIRD (EU12)	259	LARGO (W30)	264
SHOGUN PININ (H6_W, H7_W)	255	BLUEBIRD (EU13)	259	LATIO (JY12)	264
SIGMA (F13A)	255	BLUEBIRD (HNU12)	259	LATIO (ZE11)	264
SIGMA (F15A)	255	BLUEBIRD (HNU14)	260	LAUREL	264
SIGMA (F25A)	255	BLUEBIRD (HU12)	260	LAUREL SPIRIT (B11)	264
SIGMA (F27A)	255	BLUEBIRD (HU14)	260	LAUREL SPIRIT (B12)	264
SIGMA (F2_A, F1_A)	255	BLUEBIRD (RNU12)	260	LAUREL SPIRIT (EB12)	264
SIGMA STATION WAGON (F0_W)	255	BLUEBIRD (RU12)	260	LAUREL SPIRIT (SB11)	264
SPACE RUNNER (N1_W, N2_W)	255	BLUEBIRD (SU12)	260	LAUREL SPIRIT (SB12)	264
SPACE STAR (DG_A)	255	BLUEBIRD (SU13)	260	MARCH (K11)	264
SPACE WAGON	256	BLUEBIRD (T72 , T12)	260	MARCH / MICRA (HK11)	264
SPACE WAGON (D0_V/W)	256	BLUEBIRD (T72, T12)	260	MARCH / MICRA (K10)	264
SPACE WAGON (N3_W, N4_W)	256	BLUEBIRD (U11)	261	MARCH / MICRA (K11)	264
SUMMIT	256	BLUEBIRD (U14)	261	MARCH / MICRA (K12)	265
TREDIA	256	BLUEBIRD STATION WAGON (WU11)	261	MARCH MICRA (K12)	265
TREDIA (A211)	256	BLUEBIRD SYLPHY (FG10)	261	MAXIMA	265
TREDIA (A212)	256	BLUEBIRD SYLPHY (G10)	261	MAXIMA (J30)	265
TREDIA (A213)	256	BLUEBIRD SYLPHY (G11E)	261	MAXIMA II (J30)	265
TREDIA (A215)	256	BLUEBIRD SYLPHY (QG10)	261	MAXIMA QX (A32)	265
TREDIA (A21_)	256	BLUEBIRD SYLPHY (TG10)	261	MAXIMA QX (A33)	265
VISTA	256	BLUEBIRD VAN / WAGON (VEU11)	261	MAXIMA STATION WAGON	265
MOSKVICH		BLUEBIRD VAN / WAGON (WU11)	261	MICRA / MARCH (k12)	266
		CALIFORNIA (B11)	261	MICRA C+C (K12)	266
		CALIFORNIA (B12)	261	MICRA I (K10)	266
21412	256	CALIFORNIA (WSB11)	262	MICRA II	266
NISSAN		CALIFORNIA (WSB12)	262	MICRA II (K11)	266
		CALIFORNIA (Y10)	262	MICRA III	266
100 NX (B13)	256	CARAVAN HOMY (E24)	262	MICRA III (K12)	266

MAKE-MODEL	PAGE	MAKE-MODEL	PAGE	MAKE-MODEL	PAGE
NISSAN		PRIMERA WAGON / CAMINO WAGON (WHNP11)	273	SUNNY / SENTRA (SB11)	277
		PRIMERA WAGON / CAMINO WAGON (WHP11)	273	SUNNY / SENTRA (SB12)	277
MISTRAL / TERRANO II (R20)	266	PRIMERA WAGON / CAMINO WAGON (WP11)	273	SUNNY / SENTRA (SB13)	277
MURANO (KWZ50)	266	PULSAR	273	SUNNY / SENTRA (SB14)	277
MURANO (Z50)	266	PULSAR (INTL) SE MODELS	273	SUNNY / SENTRA (SNB13)	277
MURANO (Z51)	266	PULSAR / ALMERA (N13)	273	SUNNY / SENTRA (SNB14)	277
NAVARA (D40)	266	PULSAR / ALMERA (N14)	273	SUNNY II (B12)	277
NOTE (E11)	267	PULSAR / ALMERA (PN12)	273	SUNNY II (N13)	278
NX COUPE	267	PULSAR / ALMERA (RNN14)	273	SUNNY III (N14)	278
NX COUPE (EB13)	267	PULSAR / ALMERA (SN12)	273	SUNNY III (Y10)	279
NX COUPE (FB13)	267	PULSAR / ALMERA (SN13)	273	TEANA (J31)	279
PATHFINDER	267	PULSAR / ALMERA (SN14)	273	TEANA (J32)	279
PATHFINDER (R50)	267	PULSAR / ALMERA (SN15)	273	TERRANO (WD21)	279
PATHFINDER (R51)	267	PULSAR / ALMERA (SNN15)	273	TERRANO / PATHFINDER (BYD21)	279
PATROL GR (Y60, GR)	267	PULSAR / LUCINO / ALMERA (EN13)	273	TERRANO / PATHFINDER (D21)	279
PATROL GR II (Y61)	267	PULSAR / LUCINO / ALMERA (EN14)	273	TERRANO II (R20)	279
PATROL HARDTOP (K160)	268	PULSAR / LUCINO / ALMERA (EN15)	273	TIIDA	279
PATROL HARDTOP (K260)	268	PULSAR / LUCINO / ALMERA (FN13)	273	TIIDA (C11)	279
PATROL STATION WAGON (W160)	268	PULSAR / LUCINO / ALMERA (FN14)	274	TIIDA (C11X)	279
PATROL STATION WAGON (W260)	268	PULSAR / LUCINO / ALMERA (FN15)	274	TIIDA (SC11X)	279
PICK UP (720)	268	PULSAR / LUCINO / ALMERA (FNN13)	274	TIIDA LATIO (C11)	280
PICK UP (D21)	268	PULSAR / LUCINO / ALMERA (FNN14)	274	TIIDA LATIO (SC11)	280
PICK UP (D22)	268	PULSAR / LUCINO / ALMERA (FNN15)	274	TSUBAME	280
PICK UP FRONTIER	268	PULSAR / LUCINO / ALMERA (HN12)	274	TSURU	280
PRAIRIE (BM / VBM10)	268	PULSAR / LUCINO / ALMERA (HN13)	274	TSURU / TSUBAME	280
PRAIRIE (HNM10)	268	PULSAR / LUCINO / ALMERA (HN15)	274	TSURU GS	280
PRAIRIE (HNM11)	268	PULSAR / LUCINO / ALMERA (HNN13)	274	TSURU I	280
PRAIRIE (M10, NM10)	268	PULSAR SE MODEL DOHC	274	TSURU II	280
PRAIRIE (NM11)	268	QASHQAI	274	TSURU III	280
PRAIRIE (PNM11)	268	QASHQAI / QASHQAI +2 (J10, JJ10)	274	TSURU III GS	280
PRAIRIE PRO (M11)	269	QUEST	274	VANETTE (C22)	280
PRESEA (HR11)	269	RASHEEN (RFNB14)	274	WINGROAD (WEY10)	280
PRESEA (PR10)	269	ROGUE	275	WINGROAD (WFNY10)	280
PRESEA (PR11)	269	S-CARGO (G20)	275	WINGROAD (WFY10)	280
PRESEA (R10)	269	SAFARI PATROL (Y61)	275	WINGROAD (WHNY10)	280
PRESEA (R11)	269	SENTRA	275	WINGROAD (WHY11)	280
PRIMASTAR	269	SENTRA DOHC	275	X-TRAIL	280
PRIMASTAR (X83)	269	SENTRA HF / LUCINO HF	275	X-TRAIL (NT30)	281
PRIMASTAR VAN (X83)	269	SENTRA HS	275	X-TRAIL (T30)	281
PRIMERA	269	SERENA (BC24)	275	X-TRAIL (T31)	281
PRIMERA (P10)	269	SERENA (C23)	275	XTERRA	281
PRIMERA (P11)	270	SERENA (C23M)	275		
PRIMERA (P12)	271	SERENA (C24)	275	OLDSMOBILE	
PRIMERA (WP12)	271	SERENA (VC24)	275	BRAVADA	281
PRIMERA / CAMINO (HNP10)	271	SPIRIT	275	CUTLASS SUPREME	281
PRIMERA / CAMINO (HNP11)	271	STANZA	275	EUROSPORT	281
PRIMERA / CAMINO (HP11)	271	STANZA (T11)	276	TORONADO	281
PRIMERA / CAMINO (P10)	271	STANZA (T12)	276		
PRIMERA / CAMINO (P11)	271	SUNNY	276	OPEL	
PRIMERA / CAMINO (P12DDA)	272	SUNNY (B11)	276	ADAM	281
PRIMERA / CAMINO (P12EDA)	272	SUNNY (Y10)	276	AGILA (A) (H00)	281
PRIMERA II / III	272	SUNNY / SENTRA (B11)	276	AGILA (B) (H08)	281
PRIMERA II / III (P11)	272	SUNNY / SENTRA (B12)	276	ANTARA	282
PRIMERA TRAVELLER (W10)	272	SUNNY / SENTRA (B13)	276	ARENA (TB, TF)	282
PRIMERA TRAVELLER (WP11)	272	SUNNY / SENTRA (B14)	276	ARENA (THB)	282
PRIMERA UK (FHP10)	272	SUNNY / SENTRA (B15)	277	ASCONA	282
PRIMERA UK (P10)	272	SUNNY / SENTRA (EB12)	277	ASCONA C (81_, 86_, 87_, 88_)	282
PRIMERA UK (P11)	272	SUNNY / SENTRA (EB13)	277	ASCONA C (84_, 89_)	282
PRIMERA WAGON / CAMINO WAGON (P12DDA)	272	SUNNY / SENTRA (EB14)	277	ASTRA	283
PRIMERA WAGON / CAMINO WAGON (P12EDA)	273	SUNNY / SENTRA (JB15)	277	ASTRA / VECTRA	283

MAKE-MODEL	PAGE	MAKE-MODEL	PAGE	MAKE-MODEL	PAGE
OPEL		SENATOR B (29_)	306	308 (4A_, 4C_)	331
		SIGNUM	306	308 CC	331
ASTRA F	283	TIGRA (95_)	306	308 SW	331
ASTRA F (51_, 52_)	283	TIGRA TWINTOP	306	309	331
ASTRA F (53_, 54_, 58_, 59_)	284	VECTRA A (86_, 87_)	307	309 (10C, 10A)	331
ASTRA F (53_B)	285	VECTRA A (88_, 89_)	308	309 II (3C, 3A)	332
ASTRA F (56_, 57_)	286	VECTRA B (31_)	310	405	332
ASTRA F CLASSIC	287	VECTRA B (36_)	310	405 (15B)	332
ASTRA F VAN (55_)	287	VECTRA B (38_)	311	405 (15E)	333
ASTRA G	288	VECTRA C	312	405 II (4B)	334
ASTRA G (F07_)	288	VECTRA C GTS	313	405 II (4E)	335
ASTRA G (F35_)	288	VIVARO	313	405 II (4E) BREAK	335
ASTRA G (F48_, F08_)	289	VIVARO (E7)	313	406	335
ASTRA G (F67)	289	VIVARO (F7)	314	406 (8B)	335
ASTRA G (F69_)	289	VIVARO (J7)	314	406 (8C)	337
ASTRA G (F70)	290	ZAFIRA	314	406 (8E/F)	337
ASTRA G,SW	290	ZAFIRA A (F75_)	314	406 / 406 BREAK	339
ASTRA H	290	ZAFIRA B (A05)	315	406 I	339
ASTRA H (L35)	290	OPEL / VAUXHALL		406 II	339
ASTRA H (L48)	291	ASTRA G,SW	315	407 (6C_)	339
ASTRA H SPORP HATCH (L08)	291	PEUGEOT		407 (6D_)	339
ASTRA H TWINTOP (L67)	292	1007 (KM_)	315	407 (6E_)	340
ASTRA H VAN (L70)	292	104	315	5008	340
CALIBRA A (85_)	292	106	315	504	340
CHEVY	293	106 (1A, 1C)	316	605 (6B)	340
COMBO	293	106 II	316	607 (9D, 9U)	341
COMBO (71_)	293	106 II (1)	316	806 (221)	342
COMBO B	293	107	318	807 (E)	342
COMBO TOUR	293	205	318	BOXER	342
CORSA	294	205 (741A/C)	318	BOXER (230L)	343
CORSA A	294	205 (741B, 20D)	318	BOXER (230P)	345
CORSA A (93_, 94_, 98_, 99_)	294	205 II (20A/C)	319	BOXER (244)	349
CORSA A TR (91_, 92_, 96_, 97_)	295	205 VAN	320	BOXER (244, Z_)	349
CORSA B	295	206	320	BOXER (ZCT_)	349
CORSA B (73_)	295	206 (2A/C)	321	EXPERT	351
CORSA B (73_, 78_, 79_)	295	206 (2E/K)	322	EXPERT (223)	351
CORSA C	296	206 CC (2D)	322	EXPERT (224)	352
CORSA C (F08, F68)	296	207	322	EXPERT (VF3A_, VF3U_, VF3X_)	352
CORSA C (F08, W5L)	297	207 (WA_, WC_)	323	EXPERT TEPEE (VF3V_)	352
CORSA D	297	207 (WK_)	323	EXPERT VAN (222)	352
CORSA D VAN	297	207 CC (WD_)	323	J5	353
INSIGNIA	298	207 VAN	323	J5 (280L)	353
INSIGNIA SPORTS TOURER	298	3008	323	J5 (280P)	353
KADETT	298	305	324	J5 (290L)	353
KADETT D (31_-34_, 41_-44_)	298	305 II (581E)	324	J5 (290P)	354
KADETT D (35_, 36_, 45_, 46_)	299	305 II (581M)	324	J9	354
KADETT E (33_, 34_, 43_, 44_)	300	306	324	PARTNER	354
KADETT E (35_, 36_, 45_, 46_)	300	306 (7A, 7C, N3, N5)	324	PARTNER COMBISPACE (5F)	354
KADETT E (37_, 47_)	301	306 (7B, N3, N5)	326	PARTNER MPV	355
KADETT E (39_, 49_)	301	306 (7B,N3)	327	PARTNER TEPEE	355
KADETT E (43B_)	303	306 (7D, N3, N5)	327	PARTNER VAN (5)	355
KADETT E COMBO (38_, 48_)	303	306 BREAK (7E, N3, N5)	328	PEUGEOT LCV	
MERIVA	303	306 I	329	PARTNER VAN	356
MOVANO (F9)	304	306 II	329	PIAGGIO	
MOVANO (H9)	304	307 (3A/C)	329	PORTER	356
MOVANO (J9)	304	307 (3E)	329	PLYMOUTH	
MOVANO (U9, E9)	305	307 (3H)	330	ACCLAIM	356
OMEGA A (16_, 17_, 19_)	305	307 CC (3B)	331		
OMEGA A (66_, 67_)	306				
SENATOR A (29_)	306				

MAKE-MODEL	PAGE	MAKE-MODEL	PAGE	MAKE-MODEL	PAGE
PLYMOUTH		21 (L48_)	362	MEGANE I (BA0/1_)	382
		21 SAVANNA (K48_)	363	MEGANE I CABRIOLET (EA0/1_)	383
BREEZE	356	25 (B29_)	364	MEGANE I CLASSIC (LA0/1_)	384
COLT VISTA	356	30 (127_)	364	MEGANE I COACH (DA0/1_)	385
NEON	356	4	364	MEGANE I GRANDTOUR (KA0/1_)	386
RELIANT	356	4 (112)	364	MEGANE II	386
SUNDANCE	356	4 (112_)	364	MEGANE II (BM0/1_, CM0/1_)	386
VOYAGER	356	4 (R21_, R23_)	364	MEGANE II (KM0/1_)	387
VOYAGER VAN	356	5 (122_)	364	MEGANE II (LM0/1_)	387
PLYMOUTH TRUCK		6	364	MEGANE II COUPE-CABRIOLET II (EM0/1_)	388
		6 (118_)	365	MEGANE II SPORT TOURER (KM0/1_)	389
VOYAGER VAN	356	9	365	MEGANE SCENIC (JA0/1_)	389
PONTIAC		9 (L42)	365	MODUS / GRAND MODUS (F/JPO_)	390
		9 (L42_)	365	R12 TL	390
BONNEVILLE	356	CLIO	365	RODEO 5	391
GRAND PRIX	356	CLIO (B/C57_, 5/357_)	366	RODEO 6	391
LEMANS	357	CLIO / THALIA	367	SAFRANE	391
SUNBIRD (J-BODY)	357	CLIO GRANDTOUR (KR0/1_)	367	SAFRANE (B54_)	391
PORSCHE		CLIO II	367	SAFRANE II (B54_)	391
		CLIO II (BB0/1/2_, CB0/1/2_)	367	SCENIC	391
911	357	CLIO II (SB0/1/2_)	369	SCENIC / J64	391
911 (964)	357	CLIO III (BR0/1, CR0/1)	369	SCENIC I	391
911 (993)	357	ESPACE (J11_)	370	SCENIC I (JA0/1_)	391
911 TARGA	357	ESPACE II (J/S63_)	370	SCENIC II	392
911 TARGA (993)	357	ESPACE III (JE0_)	370	SCENIC II (JM0/1_)	392
944	357	ESPACE IV (JK0/1_)	371	SCENIC III (JZ0/1_)	393
BOXSTER (986)	358	EXPRESS	371	SUPER 5	393
PROTON		EXTRA VAN (F40_, G40_)	371	SUPER 5 (B/C40_)	393
		FUEGO	371	THALIA I (LB0/1/2_)	394
PREDANA	358	FUEGO (136_)	371	TRAFIC	394
PROTON	358	GRAND SCENIC II (JM0/1_)	371	TRAFIC (P6)	394
SAGA	358	KANGOO	372	TRAFIC (PXX)	395
SATRIA (C9_M)	358	KANGOO (KC0/1_)	372	TRAFIC (T1, T3, T4)	395
WIRA	358	KANGOO / GRAND KANGOO (KW0/1_)	373	TRAFIC (T5, T6, T7)	395
WIRA (C9_C, C9_S)	358	KANGOO BE BOP (KW0/1_)	373	TRAFIC (TXW)	395
WIRA (C9_S)	358	KANGOO EXPRESS (FC0/1_)	373	TRAFIC (TXX)	395
RENAULT		KANGOO EXPRESS (FW0/1_)	374	TRAFIC DIESEL	396
		KANGOO MPV	374	TRAFIC ESSENCE	396
11 (B/C37_)	358	KANGOO VAN	374	TRAFIC II (EL)	396
12	358	KOLEOS (HY_)	374	TRAFIC II (JL)	396
12 VARIABLE (117_)	359	LAGUNA	374	TRAFIC II VAN (FL)	396
15	359	LAGUNA I	375	TWINGO I (C06_)	397
15 (130_)	359	LAGUNA I (B56_, 556_)	375	TWINGO II (CN0_)	397
17	359	LAGUNA I (K56_)	376	ROVER	
18	359	LAGUNA II	377	100 / METRO (XP)	397
18 (134_)	359	LAGUNA II (BG0/1_)	377	200 (RF)	397
18 GTL	359	LAGUNA II SPORT TOURER (KG0/1_)	378	200 (XW)	398
18 GTX	359	LOGAN (KS_)	379	200 II	398
18 VARIABLE (135_)	359	MAGANE	379	200 SERIES	398
19	359	MASTER I (P__)	379	25	399
19 (B/C53_)	359	MASTER I (T__)	379	25 (RF)	399
19 (D53_)	360	MASTER I VAN (T__)	379	400 (RT)	399
19 (L53_)	360	MASTER II (ED/HD/UD)	379	400 (XW)	399
19 II (B/C53_)	360	MASTER II (JD)	380	400 I	400
19 II (D53_, 853_)	361	MASTER II VAN (FD)	381	400 SERIES	400
19 II (L53_)	361	MASTER III (EV, HV, UV)	382	45	400
19 II (S53_)	362	MASTER III (FV)	382	45 (RT)	400
20 (127_)	362	MASTER III (JV)	382	600	400
21	362	MEGANE	382	600 (RH)	400
21 (B48_)	362	MEGANE I	382		





MAKE-MODEL	PAGE	MAKE-MODEL	PAGE	MAKE-MODEL	PAGE
ROVER		SKODA		JUSTY (KA7)	435
75 (RJ)	401	FABIA	419	JUSTY (KA8)	435
75 TOURER (RJ)	401	FABIA (6Y2)	420	JUSTY (KAD)	435
800	401	FABIA (6Y3)	420	JUSTY III (G3X)	436
800 (XS)	401	FABIA (6Y5)	421	LEGACY	436
CABRIOLET (XW)	401	FABIA COMBI	422	LEGACY (BC)	436
MG ZR	401	FABIA PRAKTIK	422	LEGACY (BC, BJF)	436
MG ZS	401	FAVORIT (781)	423	LEGACY (BE5)	436
MINI	402	FAVORIT (787)	423	LEGACY (BH5)	436
MONTEGO (XE)	402	FAVORIT FORMAN (785)	423	LEGACY (BH9)	436
SAAB		FELICIA (6U1)	424	LEGACY (BHC)	436
9-3	402	FELICIA (6U5)	424	LEGACY / WRX	436
9-3 (YS3D)	402	FELICIA I FUN (797)	424	LEGACY I	436
9-3 (YS3F)	402	FELICIA II (6U1)	425	LEGACY II (BD, BG)	436
9-3 CABRIOLET (YS3D)	403	FELICIA II (6U5)	425	LEGACY III (BE, BH)	437
9-5 (YS3E)	403	OCTAVIA	425	LEGACY IV	437
900	403	OCTAVIA (1U2)	425	LEGACY IV (B13_)	437
900 (AC4, AM4)	404	OCTAVIA (1U5)	426	LEONE	437
900 II	404	OCTAVIA (1Z3)	427	LEONE (AB)	437
9000	404	OCTAVIA (1Z5)	428	LEONE II	437
SEAT		ROOMSTER (5J)	430	LIBERO (E10, E12)	438
127 (127A)	405	ROOMSTER PRAKTIK (5J)	430	LIBERTY	438
ALHAMBRA	405	SUPERB	430	OUTBACK	438
ALHAMBRA (7V8, 7V9)	405	SUPERB (3T4)	430	OUTBACK (BE, BH)	438
ALTEA (5P1)	407	SUPERB (3T5)	431	OUTBACK (BL, BP)	438
ALTEA XL (5P5, 5P8)	408	SUPERB (3U4)	431	OUTBACK (BM, BR)	438
AROSA (6H)	409	YETI (5L)	431	PICK UP	438
CORDOBA	409	SMART		PLEO (RA1 / 2)	438
CORDOBA (6K1, 6K2)	409	CABRIO (450)	432	REX III	438
CORDOBA (6K2)	410	CITY-COUPÉ (450)	432	SAMBAR (KS4)	438
CORDOBA (6L2)	410	CROSSBLADE (450)	432	SAMBAR (KV4)	438
CORDOBA GLX / SXE	411	FORFOUR (454)	432	SHERPA	438
CORDOBA VARIO (6K5)	411	FORFOUR (454)	432	SVX	438
EXEO (3R2)	412	FORTWO (450)	433	VIVIO	439
EXEO ST (3R5)	412	FORTWO (450)	433	VIVIO (KK3)	439
FURA (025A)	412	FORTWO CABRIO (450)	433	VIVIO (KK4)	439
IBIZA (021A)	412	ROADSTER (452)	433	VIVIO (KW3)	439
IBIZA GLX / SXE	412	SSANGYONG		VIVIO (KW4)	439
IBIZA II (6K1)	412	FAMILY	433	VIVIO (KY3)	439
IBIZA III (6K1)	413	MUSSO (FJ)	433	XT (XT)	439
IBIZA IV (6L1)	414	REXTON	433	SUZUKI	
IBIZA SUITE	414	SUBARU		AERIO (INDONESIA) (RH415)	439
IBIZA V (6J5)	414	ALCYONE / LEONE / LOYALE / DOMINGO	433	ALTO	439
IBIZA V SPORTCOUPÉ (6J1)	415	B4	433	ALTO (HA12S/V)	439
INCA	415	BRUMBY	433	ALTO (HA22S)	439
INCA (6K9)	415	FIORI	433	ALTO (HA23S/V)	439
LEON (1M1)	415	FORESTER	433	ALTO (RF410)	439
LEON (1P1)	416	FORESTER (SF)	433	ALTO (SS80)	439
MARBELLA (028A)	417	FORESTER (SG)	434	ALTO / FRONTE / CERVO	439
MARBELLA (28)	417	IMPREZA	434	ALTO II (EC)	439
PANDA (141A)	417	IMPREZA (GC)	434	ALTO III (EF)	439
RONDA (022A)	417	IMPREZA (GC8)	434	ALTO IV (FF)	439
TERRA (24)	417	IMPREZA (GD, GG)	434	BALENO	439
TOLEDO	417	IMPREZA (GF)	435	BALENO (EG)	440
TOLEDO (1L)	417	IMPREZA (GF8)	435	BALENO (EG)	440
TOLEDO II (1M2)	418	IMPREZA (GF8)	435	BALENO / CULTUS	440
TOLEDO III (5P2)	419	IMPREZA (GFC)	435	BALENO NEXTG (INDONESIA) (RM415)	440
		IMPREZA / WRX	435	CAPPUCINO (EA)	440
		IMPREZA / WRX / STI	435	CRESCENT	440
				CULTUS	440





MAKE-MODEL	PAGE	MAKE-MODEL	PAGE	MAKE-MODEL	PAGE
SUZUKI		WAGON R+ (MM)	445	CAMRY VISTA (CV40)	450
CULTUS BALENO (AA34S)	440	X-90 (EL)	446	CAMRY VISTA (SV21)	450
CULTUS BALENO (AK34S)	440			CAMRY VISTA (SV25)	450
CULTUS BALENO (GA11S)	440	TOYOTA		CAMRY VISTA (SV32)	450
CULTUS BALENO (GA21S)	441	4 RUNNER	446	CAMRY VISTA (SV33)	450
CULTUS BALENO (GC21W)	441	4 RUNNER (KZN18_, VZN18_, RZN18_)	446	CAMRY VISTA (VZV20)	450
CULTUS CRESCENT WAGON (GC41W)	441	4 RUNNER (RN10_, VZN13_, VZN10_, RN13_)	446	CAMRY VISTA (VZV30)	450
ESCUDO VITARA	441	ALLION (AZT240)	446	CAMRY VISTA (VZV31)	450
ESCUDO VITARA (TA02)	441	ALPHARD (ANH10W)	446	CAMRY VISTA (VZV32)	450
ESCUDO VITARA (TA11W)	441	ALPHARD (ANH15W)	446	CAMRY VISTA (VZV33)	451
ESCUDO VITARA (TA31W)	441	ALPHARD (ANH20,GGH20)	446	CARINA E (_T19_)	451
ESCUDO VITARA (TA52)	441	ALPHARD (MNH10W)	446	CARINA E VI	452
ESCUDO VITARA (TD02)	441	ALPHARD (MNH15W)	446	CARINA II (_T15_)	452
ESCUDO VITARA (TD11W)	441	ALPHARD (NH10W)	446	CARINA II (_T17_)	452
ESCUDO VITARA (TD31W)	441	ALPHARD (NH15W)	446	CELICA	452
ESCUDO VITARA (TD52)	441	ALPHARD / VELLFIRE (ANH20,GGH20)	446	CELICA (AT16_, ST16_)	452
ESTEEM	441	ALPHARD / VELLFIRE (ANH25,GGH25)	446	CELICA (AT18_, ST18_)	453
GRAND ESCUDO VITARA	441	AURIS (NRE15_, ZZE15_, ADE15_, ZRE15_, NDE15_)	446	CELICA (AT20_, ST20_)	453
GRAND VITARA / ESCUDO	441	AURIS (UKP)	446	CELICA (ST162)	453
GRAND VITARA I (FT, GT)	441	AURIS VAN (NDE15_)	446	CELICA (ST16_, AT16_)	453
IGNIS (FH)	441	AVALON	447	CELICA (ST182)	453
IGNIS II	441	AVENSIS	447	CELICA (ST183)	453
JIMNY (FJ)	441	AVENSIS (ACM20)	447	CELICA (ST185)	453
JIMNY / SIERRA / SAMURAI (JA51)	442	AVENSIS (T25)	447	CELICA (ST202)	453
JIMNY / SIERRA / SAMURAI (JB31W)	442	AVENSIS (T250)	447	CELICA (ST203)	453
KARIMUN	442	AVENSIS (T250W)	447	CELICA (ST20_)	453
KEI (HN11S)	442	AVENSIS (T251)	447	CELICA (ZZT23_)	454
KEI (HN21S)	442	AVENSIS (T251W)	447	CELICA (_A6_)	454
KEI (HN22S)	442	AVENSIS (T25_)	447	CELICA IV	454
LIANA (ER)	442	AVENSIS (ZRT27, ADT27)	447	CELICA IV (T18)	454
SAMURAI (SJ)	442	AVENSIS (_T22_)	447	COROLLA	454
SJ 410	443	AVENSIS LIFTBACK (_T22_)	447	COROLLA (AE86)	454
SJ 410 CABRIO	443	AVENSIS STATION WAGON (_T22_)	448	COROLLA (CE121)	454
SJ 413	443	AVENSIS VERSO (_CLM2_, _ACM2_)	448	COROLLA (E15_)	454
SPLASH	443	AYGO (WNB1_, KGB1_)	448	COROLLA (E8 - E11 / EL,FX,GT,NP)	454
SPRINT FIREFLY	443	BANDEIRANTES	448	COROLLA (NZE120)	455
SUPER CARRY (ED)	443	BLADE (AZE154)	448	COROLLA (NZE121)	455
SWIFT	443	BLADE (AZE156,GRE156)	448	COROLLA (NZE124)	455
SWIFT (AA)	443	CALDINA (AT191G)	448	COROLLA (ZZ121)	455
SWIFT (SF413)	443	CALDINA (AT211)	448	COROLLA (ZZE122)	455
SWIFT (ZC11S)	443	CALDINA (AZT241W)	448	COROLLA (ZZE124)	455
SWIFT (ZD11S)	443	CALDINA (ET196V)	448	COROLLA (ZZE12_, NDE12_, ZDE12_)	455
SWIFT (ZD21S)	443	CAMI (J100E)	448	COROLLA (_E10_)	455
SWIFT II (AH, AJ)	444	CAMI (J102E)	448	COROLLA (_E11_)	455
SWIFT II (EA, MA)	444	CAMRY	448	COROLLA (_E12J_, _E12T_)	455
SWIFT III	444	CAMRY (ACV30)	449	COROLLA (_E8_)	455
SWIFT III (MZ, EZ)	444	CAMRY (ACZ35)	449	COROLLA (_E9_)	456
SX4 (GY)	445	CAMRY (V2),SW	449	COROLLA / DX / LE / SR5 (2WD)	456
SX4 (YA41)	445	CAMRY (_CV1_, _XV1_, _V1_)	449	COROLLA / FIELDER (CE121G)	456
SX4 (YA41) 4WD	445	CAMRY (_CV2_, _XV2_)	449	COROLLA / FIELDER (NZE121G)	456
TUTTO	445	CAMRY (_V1_)	449	COROLLA / FIELDER (NZE124G)	456
VITARA (ET, TA)	445	CAMRY (_V2_)	449	COROLLA / FIELDER (ZZE122G)	456
VITARA CABRIO (ET, TA)	445	CAMRY / SOLARA	449	COROLLA / FIELDER (ZZE123G)	456
WAGON	445	CAMRY / VISTA / SCEPTER	449	COROLLA / FIELDER (ZZE124G)	456
WAGON R	445	CAMRY GRACIA (SXV20)	449	COROLLA / SPACIO (AE111)	456
WAGON R (MC11S)	445	CAMRY LIFTBACK (_V1_)	449	COROLLA / SPRINTER (AE100)	456
WAGON R (MC21S)	445	CAMRY STATION WAGON (_V2_)	450	COROLLA / SPRINTER (AE101)	456
WAGON R (MC22S)	445	CAMRY STATION WAGON (_XV1_, _CV1_, _V10_)	450	COROLLA / SPRINTER (AE110)	456
WAGON R+ (EM)	445	CAMRY VISTA (CV20)	450	COROLLA / SPRINTER (AE111)	457
		CAMRY VISTA (CV30)	450	COROLLA / SPRINTER (AE91)	457





MAKE-MODEL	PAGE	MAKE-MODEL	PAGE	MAKE-MODEL	PAGE
TOYOTA		CORONA / CARINA VAN (ET176V)	461	HILUX (LN131)	464
		CURREN (ST206)	461	HILUX (LN167)	464
COROLLA / SPRINTER (AE92)	457	CURREN (ST207)	461	HILUX (MALAYSIA (KDN165))	464
COROLLA / SPRINTER (CDE120 DSL)	457	CYNOS (EL44)	461	HILUX (N170)	464
COROLLA / SPRINTER (EE101)	457	CYNOS (EL52)	461	HILUX (N172)	464
COROLLA / SPRINTER (EE90)	457	CYNOS (EL54)	461	HILUX (RZN167)	464
COROLLA / SPRINTER VAN / WAGON (AE100G)	457	ESTIMA	461	HILUX (VZN130)	464
COROLLA / SPRINTER VAN / WAGON (AE91G)	457	ESTIMA (ACR50)	462	HILUX (YN100)	464
COROLLA / SPRINTER VAN / WAGON (EE102V)	457	ESTIMA (ACR55)	462	HILUX (YN105)	464
COROLLA / SPRINTER VAN / WAGON (EE103V)	457	ESTIMA (CXR20G)	462	HILUX (YN107)	464
COROLLA / SPRINTER VAN / WAGON (EE104G)	457	ESTIMA (SR50W)	462	HILUX II (RN6_, RN5_, LN6_, YN6_, YN5_, LN5_)	464
COROLLA / SPRINTER VAN / WAGON (EE106V)	457	ESTIMA (SR55W)	462	HILUX III (TGN1_, GGN2_, GGN1_, KUN2_, KUN1_)	464
COROLLA / SPRINTER VAN / WAGON (EE107V)	457	ESTIMA PREVIA (ACR30W)	462	HILUX PICK UP	465
COROLLA / SPRINTER VAN / WAGON (EE108G)	457	ESTIMA PREVIA (ACR40W)	462	HILUX PICK UP (LN165H)	465
COROLLA / SPRINTER VAN / WAGON (EE96V)	457	ESTIMA PREVIA (MCR30W)	462	HILUX PICK UP (LN167)	465
COROLLA / SPRINTER VAN / WAGON (EE97G)	457	ESTIMA PREVIA (MCR40W)	462	HILUX PICK UP (LN172H)	465
COROLLA / SPRINTER VAN / WAGON (EE98V)	457	ESTIMA PREVIA (TCR20)	462	HILUX PICK UP (RZN167)	465
COROLLA COMPACT (_E10_)	457	ESTIMA PREVIA (TCR21)	462	HILUX PICK UP (RZN169H)	465
COROLLA COMPACT (_E11_)	457	EXIV ED (ST182)	462	HILUX PICK UP (RZN170H)	465
COROLLA COMPACT (_E9_)	458	EXIV ED (ST183)	462	HILUX PICK UP (RZN174H)	465
COROLLA FX	458	EXIV ED (ST202)	462	HILUX SURF4RUNNER (LN130)	465
COROLLA FX COMPACT (E8B)	458	EXIV ED (ST203)	462	HILUX SURF4RUNNER (N185W)	465
COROLLA FX.FX16	458	FUNCARGO	462	HILUX SURF4RUNNER (N215W)	465
COROLLA II / TERCEL / CORSA (EL41)	458	GEO	462	HILUX SURF4RUNNER (YN130)	465
COROLLA II / TERCEL / CORSA (EL43)	458	GRAND HIACE (KCH16W)	462	IPSUM PICNIC (ACM21)	465
COROLLA II / TERCEL / CORSA (EL45)	458	GRANVIA (KCH16W)	462	IPSUM PICNIC (ACM21W)	465
COROLLA II / TERCEL / CORSA (EL51)	458	GRANVIA (VCH16W)	462	IPSUM PICNIC (ACM26)	465
COROLLA II / TERCEL / CORSA (EL53)	458	HARRIER	462	IPSUM PICNIC (ACM26W)	465
COROLLA II / TERCEL / CORSA (EL55)	458	HARRIER (ACU30W)	463	KLUGER V (ACU25W)	465
COROLLA II / TERCEL / CORSA (NL30)	459	HARRIER (ACU35W)	463	KLUGER V (MCU20W)	465
COROLLA II / TERCEL / CORSA (NL40)	459	HARRIER (CU10W)	463	KLUGER V (MCU25W)	465
COROLLA II / TERCEL / CORSA (NL50)	459	HARRIER (CU15W)	463	LAND CRUISER	465
COROLLA III (E8)	459	HARRIER (HU38W)	463	LAND CRUISER (PZJ7_, KZJ7_, HZJ7_, BJ7_, LJ7_, RJ7_)	466
COROLLA IV (E9),SW,COMPACT,LIFTBACK	459	HARRIER (MCU15)	463	LAND CRUISER (_J6_)	466
COROLLA LIFTBACK (_E10_)	459	HARRIER (MCU30W)	463	LAND CRUISER / HI-LUX / 4 RUNNER	466
COROLLA LIFTBACK (_E11_)	459	HARRIER (MCU31W)	463	LAND CRUISER 100 SERIES	466
COROLLA LIFTBACK (_E8_)	459	HARRIER (MCU35W)	463	LAND CRUISER 105 SERIES	466
COROLLA LIFTBACK (_E9_)	459	HARRIER (MCU36W)	463	LAND CRUISER 78 & 79 SERIES	466
COROLLA RUNX / ALLEX (NZE121)	460	HARRIER (SU30W/SU31W)	463	LAND CRUISER 80 (_J8_)	466
COROLLA RUNX / ALLEX (NZE124)	460	HARRIER (SU35W/SU36W)	463	LAND CRUISER 80 SERIES	466
COROLLA RUNX / ALLEX (ZZE123)	460	HARRIER (SXU10)	463	LAND CRUISER 90 (_J9_)	466
COROLLA SR5	460	HARRIER (SXU15)	463	LAND CRUISER LEXUS LX470 (FZJ105)	466
COROLLA STATION WAGON (_E9_)	460	HARRIER (XU10W)	463	LAND CRUISER LEXUS LX470 (FZJ71 / 74 / 78 / 79)	466
COROLLA VERSO (ZDE12_, CDE12_)	460	HARRIER (XU15W)	463	LAND CRUISER LEXUS LX470 (HDJ101 4W)	466
COROLLA WAGON (_E10_)	460	HIACE (LH107)	463	LAND CRUISER LEXUS LX470 (HDJ101K)	466
COROLLA WAGON (_E11_)	460	HIACE (LH109)	463	LAND CRUISER LEXUS LX470 (HZJ105)	466
CORONA	461	HIACE (LH119)	463	LAND CRUISER LEXUS LX470 (HZJ71 / 78 / 79)	466
CORONA / CARINA (AT170)	461	HIACE (LH129)	463	LAND CRUISER LEXUS LX470 (UZJ100 4W)	467
CORONA / CARINA (AT171)	461	HIACE (LH85)	463	LAND CRUISER LEXUS LX470 (UZJ100W)	467
CORONA / CARINA (AT175)	461	HIACE (LH95)	463	LAND CRUISER LEXUS LX570 (_URJ202W_)	467
CORONA / CARINA (AT190)	461	HIACE (LN165)	463	LAND CRUISER LEXUS LX571 (_URJ202W_)	467
CORONA / CARINA (AT192)	461	HIACE (LY151)	463	LAND CRUISER LEXUS LX572 (_URJ202W_)	467
CORONA / CARINA (AT210)	461	HIACE (LY161)	463	LAND CRUISER LEXUS LX573 (_URJ202W_)	467
CORONA / CARINA (AT211)	461	HIACE IV (LH1_)	463	LEXUS (S196)	467
CORONA / CARINA (AT212)	461	HIACE REGIUS (RCH47)	463	LITEACE TOWNACE (CM40G)	467
CORONA / CARINA (ST162)	461	HILUX	463	LITEACE TOWNACE (CM41V)	467
CORONA / CARINA (ST171)	461	HILUX (KZN130)	463	LITEACE TOWNACE (CM60)	467
CORONA / CARINA (ST182)	461	HILUX (LN100)	464	LITEACE TOWNACE (CM65)	467
CORONA / CARINA (ST183)	461	HILUX (LN106)	464	LITEACE TOWNACE (CR30G)	467
CORONA / CARINA (ST210)	461	HILUX (LN107)	464	LITEACE TOWNACE (CR31)	467





MAKE-MODEL	PAGE	MAKE-MODEL	PAGE	MAKE-MODEL	PAGE
TOYOTA		SCION XB (AZE150)	470	CARLTON III	482
LITEACE TOWNACE (CR36V)	467	SERA (EXY10)	470	CAVALIER II	482
LITEACE TOWNACE (CR37G)	467	STARLET	470	CAVALIER III	483
LITEACE TOWNACE (CR38)	467	STARLET (EP71)	470	CAVALIER III (87)	484
LITEACE TOWNACE (CR50)	467	STARLET (EP76V)	470	COMBO I (B)	486
LITEACE TOWNACE (CR51)	467	STARLET (EP81)	470	COMBO II (C) (F25)	486
LITEACE TOWNACE (SR50)	467	STARLET (EP82)	470	CORSA B	486
LITEACE TOWNACE (SR50)	467	STARLET (EP85)	470	CORSA C	486
LITEACE TOWNACE (YM40G)	467	STARLET (EP91)	470	CORSA I	487
LITEACE TOWNACE (YM60)	467	STARLET (KP6_)	470	CORSA I (B)	487
LITEACE TOWNACE (YR30G)	467	STARLET (NCP42R)	470	CORSA II	487
LUCIDA EMINA (CXR20)	467	STARLET (NP70)	470	CORSA II (C) (W5L, F08)	487
LUCIDA EMINA (CXR21)	467	STARLET (NP76V)	470	CORSA III (D) (L_8)	488
LUCIDA EMINA (TCR20)	467	STARLET (NP80)	470	CORSA VAN II	488
LUCIDA EMINA (TCR21)	467	STARLET (NP90)	470	CORSAVAN II (C)	488
MARK II QUALIS (SXV20)	467	STARLET (_P7_)	470	CORSAVAN III (D)	488
MARK X ZIO (ANA15)	468	STARLET (_P8_)	470	MERIVA I (A)	488
MARK X ZIO (ANA1_GGA10)	468	T100	471	MOVANO I (A) (JD)	489
MR 2 I (AW1_)	468	TACOMA	471	MOVANO I (A) CHASSIS/CAB (ED, UD, HD)	489
MR 2 II	468	TERCEL	471	MOVANO I (A) VAN (FD)	490
OPA (ACT10)	468	TERCEL (AL2_)	471	NOVA	490
OPA (ZCD15)	468	TERCEL (_L1_, _L2_)	471	SIGNUM	491
OPA (ZCT10)	468	VIGO	471	TIGRA	491
PASSO (KGC10)	468	VIOS	471	TIGRA I (F07)	491
PASSO (KGC15)	468	VISTA	471	TIGRA TWINTOP	491
PASSO (QNC10)	468	VITZ / YARIS / ECHO	471	VECTRA (B)	491
PICK UP	468	VITZ / YARIS / ECHO (CP10)	471	VECTRA B	493
PICNIC (_XM10)	468	VITZ / YARIS / ECHO (NCP11)	471	VECTRA C	493
PLATZ ECHO (NCP10)	468	VITZ / YARIS / ECHO (SCP10)	471	VECTRA II (C)	493
PRADO (J120W)	468	WISH	471	VECTRA II (C) GTS	494
PRADO (J121W)	468	WISH (ANE10G)	471	VIVARO (E7)	494
PRADO (J125W)	468	WISH (ANE10G, ANE11W)	471	VIVARO (F7)	494
PRADO (J90W)	468	WISH (ANE11W)	471	VIVARO (J7)	494
PRADO (J95W)	468	WISH (ZNE10G)	471	ZAFIRA I (A) (F75)	495
PRADO (KZJ-95W)	468	WISH (ZNE14G)	471	ZAFIRA II (B) (M75)	495
PREMIO (AZT240)	468	YARIS / VITZ (CP90)	471	VAUXHALL LCV	
PREVIA (MCR3_, ACR3_, CLR3_)	468	YARIS / VITZ (SCP1_, NLP1_, NCP1_)	471	ASTRA III VAN	495
PREVIA (TCR2_, TCR1_)	468	YARIS / VITZ (SCP9_, NSP9_, KSP9_, NCP9_, ZSP9_)	472	ASTRA IV VAN	495
PREVIA / TARAGO (ACR50)	468	YARIS VERSO (_NLP2_, _NCP2_)	472	ASTRAMAX	495
PRIUS	468	VAUXHALL		COMBO I	495
PRIUS (NHW20_)	469	ADAM	472	CORSA I VAN	495
RAUM (EXZ10)	469	AGILA I (A)	472	CORSA VAN II	495
RAUM (EXZ15)	469	ARENA	472	VOLKSWAGEN	
RAUM (PRONARD)	469	ARENA VAN	472	1500,1600	495
RAV 4	469	ASTRA	472	1500,1600 (31)	495
RAV 4 (ACA20W)	469	ASTRA F	473	1500,1600 VARIANT (36)	495
RAV 4 (ACA21W)	469	ASTRA G	473	411,412	495
RAV 4 (SXA1_)	469	ASTRA G, SW	473	412 VARIANT	496
RAV 4 (ZCA25W)	469	ASTRA II	473	AMAROK	496
RAV 4 (ZCA26W)	469	ASTRA III (F)	474	APOLLO	496
RAV 4 II (CLA2_, XA2_, ZCA2_, ACA2_)	469	ASTRA IV (G)	478	BEETLE	496
RAV4 (ACA2)	469	ASTRA IV (G) (F67)	479	BEETLE (15)	496
RAV4 (ACA20W)	469	ASTRA TWINTOP V (H)	480	BORA (1J2)	496
RAV4 (ACA21W)	469	ASTRA V (H)	480	BORA (1J6)	498
RAV4 (ACA3_GSA3_)	469	ASTRA V (H) SPORT HATCH	480	CADDY (14)	499
RUSH (J210E)	469	ASTRAVAN III (F)	481	CADDY II (9K9A)	499
SCEPTER	469	ASTRAVAN IV (G)	481	CADDY II (9K9B)	500
SCEPTER (SXV10)	469	ASTRAVAN V (H)	481	CADDY II (9U7)	500
SCEPTER (SXV15)	469	CALIBRA	481		
SCEPTER (SXV15W)	470				





MAKE-MODEL	PAGE	MAKE-MODEL	PAGE	MAKE-MODEL	PAGE
VOLKSWAGEN		PASSAT (3B2)	529	CADDY II	563
CADDY III (2KA, 2KH, 2CA, 2CH)	500	PASSAT (3B3)	530	VOLVO	
CADDY III (2KB, 2KJ, 2CB, 2CJ)	501	PASSAT (3C2)	531	440 K (445)	563
CC (358)	501	PASSAT ALEMAO	532	460 L (464)	563
CORRADO (53I)	502	PASSAT ALLTRACK (365)	532	480 E	564
CRAFTER 30-35 (2E_)	502	PASSAT CC (357)	532	850	564
CRAFTER 30-50 (2E_)	502	PASSAT IV	533	850 (LS)	564
CRAFTER 30-50 (2F_)	502	PASSAT VARIANT (32B)	533	850 (LW)	564
CROSS FOX	502	PASSAT VARIANT (33)	534	C30	565
DERBY (86)	502	PASSAT VARIANT (365)	534	C70 I	565
DERBY (86C, 80)	502	PASSAT VARIANT (3A5, 35I)	534	S40	566
EOS (1F7, 1F8)	502	PASSAT VARIANT (3B5)	535	S40 I (VS)	566
FOX	503	PASSAT VARIANT (3B6)	536	S40 II (MS)	566
FOX (5Z1, 5Z3)	503	PASSAT VARIANT (3C5)	537	S40-V40	567
GACEL	503	POINTER	539	S60	567
GOL	503	POLO	539	S70 (LS)	567
GOL G IV	503	POLO (6KV2)	539	S80 I (TS, XY)	568
GOL MI	503	POLO (6N1)	539	V40	568
GOLF	504	POLO (6N2)	540	V40 (VW)	568
GOLF (155)	504	POLO (6NF)	541	V50 (MW)	569
GOLF (17)	505	POLO (6R, 6C)	541	V70 (LV)	569
GOLF / GLX / GTI	505	POLO (86)	541	V70 II (SW)	570
GOLF GTI	505	POLO (86C, 80)	541	ZAZ	
GOLF II (19E, 1G1)	505	POLO (86CF)	542	TAVRIA (1102)	570
GOLF III	507	POLO (9A4)	542		
GOLF III (1E7)	507	POLO (9N_)	542		
GOLF III (1H1)	507	POLO CLASSIC	543		
GOLF III CABRIOLET (1E7)	509	POLO SEDAN	543		
GOLF III VARIANT (1H5)	509	POLO VARIANT (6KV5)	543		
GOLF IV (1J1)	510	QUANTUM	544		
GOLF IV (1J5)	512	SANTANA	544		
GOLF PLUS (5M1, 521)	514	SANTANA (32B)	544		
GOLF SERIE II	516	SAVEIRO	545		
GOLF SERIE III	516	SCIROCCO (137)	545		
GOLF V (1K1)	516	SCIROCCO (53)	545		
GOLF V VARIANT (1K5)	517	SCIROCCO (53B)	545		
GOLF VI (517)	518	SHARAN	546		
GOLF VI (5K1)	518	SHARAN (7M8, 7M9, 7M6)	547		
GOLF VI VARIANT (AJ5)	519	SHARAN (7N)	548		
ILTIS (183)	520	SPACEFOX	548		
JETTA	520	SYNCRO	548		
JETTA (16)	520	TIGUAN (5N_)	548		
JETTA II (19E, 1G2, 165)	521	TOUAREG (7LA, 7L6, 7L7)	548		
JETTA III (1K2)	522	TOURAN (1T1, 1T2)	549		
JETTA IV (162)	523	TOURAN (1T3)	550		
KAEFER	523	TRANSPORTER / CARAVELLE III	550		
KOMBI	523	TRANSPORTER / CARAVELLE IV (70XB, 70XC, 7DB, 7DW)	551		
LOGUS	523	TRANSPORTER / CARAVELLE V (7HB, 7HJ, 7EB, 7EJ, 7EF)	552		
LUPO (6X1, 6E1)	523	TRANSPORTER II	554		
MULTIVAN V (7HM, 7HN, 7HF, 7EF, 7EM, 7EN)	523	TRANSPORTER III	554		
NEW BEETLE (1Y7)	525	TRANSPORTER IV (70XA)	555		
NEW BEETLE (9C1, 1C1)	525	TRANSPORTER IV (70XD)	557		
PARATI	526	TRANSPORTER V (7HA, 7HH, 7EA, 7EH)	559		
PARATI MI	526	TRANSPORTER V (7JD, 7JE, 7JL, 7JY, 7JZ)	560		
PASSAT	526	VARIANT ALEMAO	562		
PASSAT (32)	526	VENTO	562		
PASSAT (32B)	526	VENTO (1H2)	562		
PASSAT (362)	527	VOYAGE	563		
PASSAT (3A2, 35I)	527	VOLKSWAGEN LCV			





	 YEAR	TRANSM	L/R	F/R	REMARKS	GSP Ref.	 PRODUCT	 ABS	Technical Specifications									
									A	B	C	H	L	P				
ACURA																		
CL																		
2.2	1997-	MT	L			201019	Drive Shaft	50T	28	27	60	88	615					
2.3	1997- 1999	MT	L			201019	Drive Shaft	50T	28	27	60	88	615					
EL																		
-	2001- 2005	AT	L			223128	Drive Shaft	50T	26	25	60	78	903					
-	2001- 2005	AT	R			223127	Drive Shaft	50T	26	25	60	78	606					
INTEGRA																		
-	1986- 1989					601002	Inner Joint		27	32	40	54	87					
-	1986- 2001				Passenger	601001	Inner Joint		27	32	40	55.5	97					
-	1990- 1993		L		W/O GSR PKG	201052	Drive Shaft	50T	26	27	55	78.5	594					
-	1990- 1993		R		W/O GSR PKG	201016	Drive Shaft	50T	26	27	55	78.5	596					
-	1994- 2000		L			201022	Drive Shaft		26	27	55	78.5	566.5					
-	1994- 1997					623011	Inner Joint		27	32	40	45.5	85					
2.0	1995- 2000					823075	Outer Joint	50T	26	23	55	78.5	56.5	M				
-	1995- 2000		R			223080	Drive Shaft		26	27	55	78.5	618.5					
-	1995- 2000		R			223049	Drive Shaft	50T	26	27	55	78.5	618.5					
-	1995- 2000		L			223050	Drive Shaft	50T	26	27	55	78.5	594					
VIGOR																		
-	1992- 1994					801004	Outer Joint		28	34	60	93	59	M				
ALFA ROMEO																		
145 (930)																		
1.4 i.e. (66 kW)	1994.07- 1996.12	MT		F	Hatchback Engine AR33501	817004	Outer Joint		25	25	52	85	58	I				
1.4 i.e. 16V T.S. (76 kW)	1996.12- 2001.01	5MT		F	Hatchback Engine AR33503/AR38501	817042	Outer Joint		25	25	51	85	58	O				
-	1996.12- 2001.01	5MT		F	Hatchback Engine AR33503/AR38501	602005	Inner Joint			25		32						
-	1996.12- 2001.01			F	Hatchback Engine AR33503/AR38501	802005	Outer Joint	44T	25	22	52	84	57	O				
1.6 i.e. (76 kW)	1994.10- 1996.12	MT		F	Hatchback Engine AR33201	817004	Outer Joint		25	25	52	85	58	I				
1.6 i.e. 16V T.S. (88 kW)	1996.12- 2001.01	MT		F	Hatchback Engine AR38201/AR67601	802006	Outer Joint	44T	25	25	52	85	58	O				
-	1996.12- 2001.01	5MT		F	Hatchback Engine AR38201/AR67601	817042	Outer Joint		25	25	51	85	58	O				
-	1996.12- 2001.01	5MT		F	Hatchback Engine AR38201/AR67601	602005	Inner Joint			25		32						
-	1996.12- 2001.01	MT		F	Hatchback Engine AR38201/AR67601	802003	Outer Joint		25	25	52	85	58	O				
1.7 i.e. 16V (95 kW)	1994.10- 1996.12	MT		F	Hatchback Engine AR33401	817004	Outer Joint		25	25	52	85	58	I				
1.8 i.e. 16V (106 kW)	1998.03- 2001.01	MT		F	Hatchback Engine AR32201	802006	Outer Joint	44T	25	25	52	85	58	O				
-	1998.03- 2001.01	MT		F	Hatchback Engine AR32201	817042	Outer Joint		25	25	51	85	58	O				
-	1998.03- 2001.01	MT		F	Hatchback Engine AR32201	802003	Outer Joint		25	25	52	85	58	O				
1.8 i.e. 16V T.S. (103 kW)	1996.12- 1998.12	MT		F	Hatchback Engine AR38401/AR67106	802006	Outer Joint	44T	25	25	52	85	58	O				
-	1996.12- 1998.12	5MT		F	Hatchback Engine AR38401/AR67106	817042	Outer Joint		25	25	51	85	58	O				
-	1996.12- 1998.12	5MT		F	Hatchback Engine AR38401/AR67106	602005	Inner Joint			25		32						
-	1996.12- 1998.12	MT		F	Hatchback Engine AR38401/AR67106	802003	Outer Joint		25	25	52	85	58	O				
1.9 JTD (77 kW)	1999.02- 2001.01	MT		F	Hatchback Engine AR32302	802006	Outer Joint	44T	25	25	52	85	58	O				
-	1999.02- 2001.01	MT		F	Hatchback Engine AR32302	802003	Outer Joint		25	25	52	85	58	O				
1.9 TD (66 kW)	1994.10- 1999.02	MT		F	Hatchback Engine AR33601/AR67501	802006	Outer Joint	44T	25	25	52	85	58	O				
-	1994.10- 1999.02			F	Hatchback Engine AR33601/AR67501	817042	Outer Joint		25	25	51	85	58	O				
-	1994.10- 1999.02			F	Hatchback Engine AR33601/AR67501	602005	Inner Joint			25		32						
-	1994.10- 1999.02	MT		F	Hatchback Engine AR33601/AR67501	802003	Outer Joint		25	25	52	85	58	O				
2.0 16V QuaDrifoglio (114 kW)	1998.03- 2001.01	MT		F	Hatchback Engine AR32301	802006	Outer Joint	44T	25	25	52	85	58	O				
-	1998.03- 2001.01	MT		F	Hatchback Engine AR32301	817042	Outer Joint		25	25	51	85	58	O				
-	1998.03- 2001.01	MT		F	Hatchback Engine AR32301	802003	Outer Joint		25	25	52	85	58	O				
2.0 16V T.S. (110 kW)	1995.10- 2001.01	MT		F	Hatchback Engine AR67204	802006	Outer Joint	44T	25	25	52	85	58	O				
-	1995.10- 2001.01			F	Hatchback Engine AR67204	817042	Outer Joint		25	25	51	85	58	O				
-	1995.10- 2001.01			F	Hatchback Engine AR67204	602005	Inner Joint			25		32						
-	1995.10- 2001.01	MT		F	Hatchback Engine AR67204	802003	Outer Joint		25	25	52	85	58	O				
146 (930)																		
1.4 i.e. (66 kW)	1994.12- 1996.12	MT		F	Hatchback Engine AR33501	817004	Outer Joint		25	25	52	85	58	I				
1.4 i.e. 16V T.S. (76 kW)	1996.11- 2001.01	5MT		F	Hatchback Engine AR33503/AR38501	817042	Outer Joint		25	25	51	85	58	O				
-	1996.11- 2001.01			F	Hatchback Engine AR33503/AR38501	602005	Inner Joint			25		32						
-	1996.11- 2001.01			F	Hatchback Engine AR33503/AR38501	802005	Outer Joint	44T	25	22	52	84	57	O				
1.6 i.e. (76 kW)	1994.12- 1996.12	MT		F	Hatchback Engine AR33201	817004	Outer Joint		25	25	52	85	58	I				
1.6 i.e. 16V T.S. (88 kW)	1996.11- 2001.01	MT		F	Hatchback Engine AR38201/AR67601	802006	Outer Joint	44T	25	25	52	85	58	O				
-	1996.11- 2001.01	5MT		F	Hatchback Engine AR38201/AR67601	817042	Outer Joint		25	25	51	85	58	O				
-	1996.11- 2001.01			F	Hatchback Engine AR38201/AR67601	602005	Inner Joint			25		32						
-	1996.11- 2001.01	MT		F	Hatchback Engine AR38201/AR67601	802003	Outer Joint		25	25	52	85	58	O				
1.7 i.e. 16V (95 kW)	1994.12- 1996.12	MT		F	Hatchback Engine AR33401	817004	Outer Joint		25	25	52	85	58	I				





	 YEAR	TRANSM	L/R	F/R	REMARKS	GSP Ref.	 PRODUCT	 ABS	Technical Specifications								
									A	B	C	H	L	P			
ALFA ROMEO																	
146 (930)																	
1.8 i.e. 16V T.S. (103 kW)	1996.11- 2001.01	MT		F	Hatchback Engine AR38401/AR67106	802006	Outer Joint	44T	25	25	52	85	58	O			
	1996.11- 2001.01	5MT		F	Hatchback Engine AR38401/AR67106	817042	Outer Joint		25	25	51	85	58	O			
	1996.11- 2001.01			F	Hatchback Engine AR38401/AR67106	602005	Inner Joint			25		32					
1.8 i.e. 16V T.S. (106 kW)	1996.11- 2001.01	MT		F	Hatchback Engine AR38401/AR67106	802003	Outer Joint		25	25	52	85	58	O			
	1998.03- 2001.01	MT		F	Hatchback Engine AR32201	802006	Outer Joint	44T	25	25	52	85	58	O			
	1998.03- 2001.01	MT		F	Hatchback Engine AR32201	817042	Outer Joint		25	25	51	85	58	O			
1.9 JTD (77 kW)	1998.03- 2001.01	MT		F	Hatchback Engine AR32201	802003	Outer Joint		25	25	52	85	58	O			
	1999.02- 2001.01	MT		F	Hatchback Engine AR32302	802006	Outer Joint	44T	25	25	52	85	58	O			
1.9 TD (66 kW)	1999.02- 2001.01	MT		F	Hatchback Engine AR32302	802003	Outer Joint		25	25	52	85	58	O			
	1994.12- 1999.02	MT		F	Hatchback Engine AR33601/AR67501	802006	Outer Joint	44T	25	25	52	85	58	O			
	1994.12- 1999.02			F	Hatchback Engine AR33601/AR67501	817042	Outer Joint		25	25	51	85	58	O			
2.0 16V QuaDrifoglio (114 kW)	1994.12- 1999.02			F	Hatchback Engine AR33601/AR67501	602005	Inner Joint			25		32					
	1994.12- 1999.02	MT		F	Hatchback Engine AR33601/AR67501	802003	Outer Joint		25	25	52	85	58	O			
	1998.03- 2001.01	MT		F	Hatchback Engine AR32301	802006	Outer Joint	44T	25	25	52	85	58	O			
2.0 16V T.S. (110 kW)	1998.03- 2001.01	MT		F	Hatchback Engine AR32301	817042	Outer Joint		25	25	51	85	58	O			
	1998.03- 2001.01	MT		F	Hatchback Engine AR32301	802003	Outer Joint		25	25	52	85	58	O			
	1995.10- 2001.01	MT		F	Hatchback Engine AR67204	802006	Outer Joint	44T	25	25	52	85	58	O			
147 (937)	1995.10- 2001.01			F	Hatchback Engine AR67204	817042	Outer Joint		25	25	51	85	58	O			
	1995.10- 2001.01	MT		F	Hatchback Engine AR67204	602005	Inner Joint			25		32					
	1995.10- 2001.01	MT		F	Hatchback Engine AR67204	802003	Outer Joint		25	25	52	85	58	O			
1.6 16V T.SPARK (88 kW)	1998.03- 2001.01	MT		F	Hatchback Engine AR32301	802006	Outer Joint	44T	25	25	52	85	58	O			
1.6 16V T.SPARK ECO (77 kW)	1998.03- 2001.01	MT		F	Hatchback Engine AR32301	817042	Outer Joint		25	25	51	85	58	O			
1.9 JTD (74 kW)	1998.03- 2001.01	MT		F	Hatchback Engine AR32301	802003	Outer Joint		25	25	52	85	58	O			
	2003.06- 2010.03			F	Hatchback Engine 182B9.000	817042	Outer Joint		25	25	51	85	58	O			
1.9 JTD (85 kW)	2003.06- 2010.03			F	Hatchback Engine 182B9.000	602005	Inner Joint			25		32					
	2001.04- 2010.03			F	Hatchback Engine 937A2.000	802014	Outer Joint		25	28	51	84.5	64	O			
1.9 JTD 16V (103 kW)	2001.04- 2010.03			F	Hatchback Engine 937A2.000	802025	Outer Joint		25	26	51	84.5	64.5	M			
	2003.07- 2005.02			F	Hatchback Engine 192A5.000	802014	Outer Joint		25	28	51	84.5	64	O			
1.9 JTD 16V (93 kW)	2003.07- 2005.02			F	Hatchback Engine 192A5.000	802025	Outer Joint		25	26	51	84.5	64.5	M			
	2003.09- 2004.09			F	Hatchback Engine 937A4.000	802025	Outer Joint		25	26	51	84.5	64.5	M			
1.9 JTDM (85 kW)	2003.09- 2004.09			F	Hatchback Engine 937A4.000	802025	Outer Joint		25	26	51	84.5	64.5	M			
1.9 JTDM 16V (110 kW)	2004.10- 2010.03			F	Hatchback Engine 939A7.000	802025	Outer Joint		25	26	51	84.5	64.5	M			
1.9 JTDM 8V (88 kW)	2005.03- 2007.09			F	Hatchback Engine 937A5.000	802025	Outer Joint		25	26	51	84.5	64.5	M			
2.0 16V T.SPARK (110 kW)	2006.02- 2010.03			F	Hatchback Engine 937A3.000	802025	Outer Joint		25	26	51	84.5	64.5	M			
2.0 16V T.SPARK (110 kW)	2006.02- 2010.03	MT/AT		F	Hatchback Engine AR32310	817042	Outer Joint		25	25	51	85	58	O			
155 (167)																	
1.6 16V T.S. (88 kW)	2001.01- 2010.03	MT/AT		F	Hatchback Engine AR32310	817042	Outer Joint		25	25	51	85	58	O			
	1996.05- 1997.12	MT		F	Saloon Engine AR67601	817004	Outer Joint		25	25	52	85	58	I			
1.7 T.S. (83 kW)	1996.05- 1997.12			F	Saloon Engine AR67601	602005	Inner Joint			25		32					
	1993.04- 1996.04			F	Saloon Engine AR67103	802004	Outer Joint	44T	25	25	52	85	58	I			
1.7 T.S. (85 kW)	1993.04- 1996.04	MT		F	Saloon Engine AR67103	648004	Inner Joint			25		32					
	1993.04- 1996.04			F	Saloon Engine AR67105	802004	Outer Joint	44T	25	25	52	85	58	I			
1.8 T.S. (77 kW)	1993.04- 1996.04	MT		F	Saloon Engine AR67105	648004	Inner Joint			25		32					
	1992.02- 1997.12			F	Saloon Engine AR67402	802004	Outer Joint	44T	25	25	52	85	58	I			
1.8 T.S. (95 kW)	1992.02- 1997.12	MT		F	Saloon Engine AR67402	648004	Inner Joint			25		32					
	1992.02- 1993.06			F	Saloon Engine AR67101	802004	Outer Joint	44T	25	25	52	85	58	I			
1.8 T.S. Sport (93 kW)	1992.02- 1993.06	MT		F	Saloon Engine AR67101	648004	Inner Joint			25		32					
	1992.01- 1996.12			F	Saloon Engine AR67101/AR67102	802004	Outer Joint	44T	25	25	52	85	58	I			
1.9 TD (66 kW)	1992.01- 1996.12	MT		F	Saloon Engine AR67101/AR67102	648004	Inner Joint			25		32					
	1993.04- 1997.12			F	Saloon Engine AR67501	802004	Outer Joint	44T	25	25	52	85	58	I			
2.0 16V Turbo Q4 (137 kW)	1993.04- 1997.12	MT		F	Saloon Engine AR67501	648004	Inner Joint			25		32					
	1992.01- 1997.12	MT		F	All-wheel Drive Saloon Engine AR67203	648004	Inner Joint			25		32					
2.0 16V Turbo Q4 (140 kW)	1992.01- 1997.12	MT		F	All-wheel Drive Saloon Engine AR67203	802009	Outer Joint	44T	25	28	56	85	63.5	O			
	1992.01- 1997.12	MT		F	All-wheel Drive Saloon Engine AR67203	648004	Inner Joint			25		32					
2.0 T.S. (104 kW)	1992.01- 1997.12	MT		F	All-wheel Drive Saloon Engine AR67203	802009	Outer Joint	44T	25	28	56	85	63.5	O			
	1992.02- 1995.02			F	Saloon Engine AR67202	802004	Outer Joint	44T	25	25	52	85	58	I			
2.0 T.S. (106 kW)	1992.02- 1995.02	MT		F	Saloon Engine AR67202	648004	Inner Joint			25		32					
	1992.02- 1993.04			F	Saloon Engine AR67201	802004	Outer Joint	44T	25	25	52	85	58	I			
2.0 T.S. 16V (110 kW)	1992.02- 1993.04	MT		F	Saloon Engine AR67201	648004	Inner Joint			25		32					
	1995.03- 1997.12			F	Saloon Engine AR67204	802004	Outer Joint	44T	25	25	52	85	58	I			
2.5 TD (92 kW)	1995.03- 1997.12	MT		F	Saloon Engine AR67204	648004	Inner Joint			25		32					
	1993.04- 1997.12	MT		F	Saloon Engine VM07B/VM31B	802019	Outer Joint		25	28	56	85	63.5	O			
	1993.04- 1997.12	MT		F	Saloon Engine VM07B/VM31B	603001	Inner Joint			28		32					
1993.04- 1997.12	MT		F	Saloon Engine VM07B/VM31B	802009	Outer Joint	44T	25	28	56	85	63.5	O				





	 YEAR	TRANSM	L/R	F/R	REMARKS	GSP Ref.	 PRODUCT	 ABS	Technical Specifications										
									A	B	C	H	L	P					
ALFA ROMEO																			
155 (167)																			
2.5 V6 (120 kW)	1992.10- 1997.12	MT		F	Saloon Engine AR67302/AR67303	648004	Inner Joint			25		32							
	1992.10- 1997.12	MT		F	Saloon Engine AR67302/AR67303	802009	Outer Joint	44T	25	28	56	85	63.5		O				
2.5 V6 (121 kW)	1992.02- 1996.09	MT		F	Saloon Engine AR67301	648004	Inner Joint			25		32							
	1992.02- 1996.09	MT		F	Saloon Engine AR67301	802009	Outer Joint	44T	25	28	56	85	63.5		O				
156 (932)																			
1.6 16V T.SPARK (88 kW)	1997.09- 2005.09	5MT		F	Saloon Engine AR32104/AR67601	602005	Inner Joint			25		32							
	1997.09- 2005.09	MT		F	Saloon Engine AR32104/AR67601	802017	Outer Joint		25	25	58.8	85	58.3		O				
1.6 16V T.SPARK. (88 kW)	2000.05- 2006.05	5MT		F	Estate Engine AR32104/AR67601	602005	Inner Joint			25		32							
1.8 16V T.SPARK (103 kW)	2000.10- 2005.09			F	Saloon Engine AR32205	602005	Inner Joint			25		32							
	2000.10- 2006.05			F	Estate Engine AR32205	602005	Inner Joint			25		32							
1.8 16V T.SPARK (106 kW)	1997.09- 2000.10	5MT		F	Saloon Engine AR32201	602005	Inner Joint			25		32							
	1997.09- 2000.10	MT		F	Saloon Engine AR32201	802017	Outer Joint		25	25	58.8	85	58.3		O				
	2000.06- 2005.02	5MT		F	Estate Engine AR32201	602005	Inner Joint			25		32							
1.9 JTD (110 kW)	2004.07- 2005.09			F	Saloon Engine 937A5.000	602005	Inner Joint			25		32							
1.9 JTD (77 kW)	1997.09- 2000.10	MT	L	F	Saloon Engine AR32302	202001	Drive Shaft		25		59	85	520						
	1997.09- 2000.10	MT	R	F	Saloon Engine AR32302	202002	Drive Shaft		25		59	85	521						
	1997.09- 2000.10	MT		F	Saloon Engine AR32302	802012	Outer Joint		25	28	59	85	63		O				
	2000.05- 2000.10	MT	L	F	Estate Engine AR32302	202001	Drive Shaft		25		59	85	520						
	2000.05- 2000.10	MT	R	F	Estate Engine AR32302	202002	Drive Shaft		25		59	85	521						
	2000.05- 2000.10	MT		F	Estate Engine AR32302	802012	Outer Joint		25	28	59	85	63		O				
1.9 JTD (81 kW)	2000.10- 2001.05	MT	L	F	Saloon Engine AR37101	202001	Drive Shaft		25		59	85	520						
	2000.10- 2001.05	MT	L	F	Estate Engine AR37101	202001	Drive Shaft		25		59	85	520						
	2000.10- 2001.05	MT	R	F	Saloon Engine AR37101	202002	Drive Shaft		25		59	85	521						
	2000.10- 2001.05	MT	R	F	Estate Engine AR37101	202002	Drive Shaft		25		59	85	521						
	2000.10- 2001.05	MT		F	Saloon Engine AR37101	802012	Outer Joint		25	28	59	85	63		O				
	2000.10- 2001.05	MT		F	Estate Engine AR37101	802012	Outer Joint		25	28	59	85	63		O				
1.9 JTD (85 kW)	2001.05- 2005.09	MT	L	F	Saloon Engine 937A2.000	202001	Drive Shaft		25		59	85	520						
	2001.05- 2006.05	MT	L	F	Estate Engine 937A2.000	202001	Drive Shaft		25		59	85	520						
	2001.05- 2005.09	MT	R	F	Saloon Engine 937A2.000	202002	Drive Shaft		25		59	85	521						
	2001.05- 2006.05	MT	R	F	Estate Engine 937A2.000	202002	Drive Shaft		25		59	85	521						
	2001.05- 2005.09	MT	L	F	Saloon Engine 937A2.000	202003	Drive Shaft		25	26.65	59	84	502						
	2001.05- 2006.05	MT	L	F	Estate Engine 937A2.000	202003	Drive Shaft		25	26.65	59	84	502						
	2001.05- 2005.09	MT	R	F	Saloon Engine 937A2.000	202004	Drive Shaft		25	26.65	59	84	521						
	2001.05- 2006.05	MT	R	F	Estate Engine 937A2.000	202004	Drive Shaft		25	26.65	59	84	521						
	2001.05- 2005.09	MT		F	Saloon Engine 937A2.000	802012	Outer Joint		25	28	59	85	63		O				
	2001.05- 2006.05	MT		F	Estate Engine 937A2.000	802012	Outer Joint		25	28	59	85	63		O				
1.9 JTD 16V (103 kW)	2002.11- 2005.09	MT	L	F	Saloon Engine 192A5.000	202003	Drive Shaft		25	26.65	59	84	502						
	2002.11- 2006.05	MT	L	F	Estate Engine 192A5.000	202003	Drive Shaft		25	26.65	59	84	502						
	2002.11- 2005.09	MT	R	F	Saloon Engine 192A5.000	202004	Drive Shaft		25	26.65	59	84	521						
	2002.11- 2006.05	MT	R	F	Estate Engine 192A5.000	202004	Drive Shaft		25	26.65	59	84	521						
1.9 JTD 16V Q4 (110 kW)	2004.07- 2006.05		L	F	All-wheel Drive Estate Engine 937A5.000	202003	Drive Shaft		25	26.65	59	84	502						
	2004.07- 2006.05		R	F	All-wheel Drive Estate Engine 937A5.000	202004	Drive Shaft		25	26.65	59	84	521						
	2004.07- 2006.05				All-wheel Drive Estate Engine 937A5.000	602005	Inner Joint			25		32							
2.0 16V T.SPARK (110 kW)	2000.10- 2002.03			F	Saloon Engine AR32310	602005	Inner Joint			25		32							
	2000.10- 2002.03			F	Estate Engine AR32310	602005	Inner Joint			25		32							
2.0 16V T.SPARK (114 kW)	1997.09- 2000.10	5MT		F	Saloon Engine AR32301	602005	Inner Joint			25		32							
	1997.09- 2000.10	MT		F	Saloon Engine AR32301	802017	Outer Joint		25	25	58.8	85	58.3		O				
	2000.05- 2002.06			F	Estate Engine AR32301	602005	Inner Joint			25		32							
2.0 JTS (122 kW)	2002.03- 2005.09			F	Saloon Engine 937A1.000	817042	Outer Joint		25	25	51	85	58		O				
	2002.03- 2006.05			F	Estate Engine 937A1.000	817042	Outer Joint		25	25	51	85	58		O				
	2002.03- 2005.09			F	Saloon Engine 937A1.000	602005	Inner Joint			25		32							
	2002.03- 2006.05			F	Estate Engine 937A1.000	602005	Inner Joint			25		32							
2.4 JTD (100 kW)	1997.09- 2003.09	MT		F	Saloon Engine AR32501	802012	Outer Joint		25	28	59	85	63		O				
	2000.05- 2003.09	MT		F	Estate Engine AR32501	802012	Outer Joint		25	28	59	85	63		O				
2.5 V6 24V (140 kW)	1997.09- 2001.12			F	Saloon Engine AR32401	602005	Inner Joint			25		32							
	1997.09- 2001.12	MT		F	Saloon Engine AR32401	802012	Outer Joint		25	28	59	85	63		O				
	2000.05- 2003.08			F	Estate Engine AR32401	602005	Inner Joint			25		32							
	2000.05- 2003.08	MT		F	Estate Engine AR32401	802012	Outer Joint		25	28	59	85	63		O				
2.5 V6 24V (141 kW)	2000.10- 2005.09			F	Saloon Engine AR32405	602005	Inner Joint			25		32							
	2000.10- 2006.05			F	Estate Engine AR32405	602005	Inner Joint			25		32							





	 YEAR	TRANSM	L/R	F/R	REMARKS	GSP Ref.	 PRODUCT	 ABS	Technical Specifications								
									A	B	C	H	L	P			
ALFA ROMEO																	
159 (939)																	
1.8 MPI (103 kW)	2007.03- 2011.11			F	Saloon Engine 939A4.000	802026	Outer Joint		30	24	61	93	58	M			
	2007.03- 2011.11			F	Estate Engine 939A4.000	802026	Outer Joint		30	24	61	93	58	M			
1.8 TBi (147 kW)	2009.05- 2011.11			F	Saloon Engine 939B1.000	802026	Outer Joint		30	24	61	93	58	M			
	2009.05- 2011.11			F	Estate Engine 939B1.000	802026	Outer Joint		30	24	61	93	58	M			
1.9 JTDM 16V (100 kW)	2005.09- 2011.11			F	Saloon Engine 937A8.000/939A8.000	802023	Outer Joint		30	26	61	94	63.5	M			
	2006.03- 2011.11			F	Estate Engine 937A8.000	802023	Outer Joint		30	26	61	94	63.5	M			
1.9 JTDM 16V (110 kW)	2005.09- 2011.11			F	Saloon Engine 939A2.000	802023	Outer Joint		30	26	61	94	63.5	M			
	2006.06- 2011.11			F	Estate Engine 939A2.000	802023	Outer Joint		30	26	61	94	63.5	M			
1.9 JTDM 8V (88 kW)	2005.09- 2011.11			F	Saloon Engine 939.A1.000	802023	Outer Joint		30	26	61	94	63.5	M			
	2006.03- 2011.11			F	Estate Engine 939A1.000	802023	Outer Joint		30	26	61	94	63.5	M			
1.9 JTS (118 kW)	2005.09- 2011.11			F	Saloon Engine 939A6.000	802026	Outer Joint		30	24	61	93	58	M			
	2006.06- 2011.11			F	Estate Engine 939A6.000	802026	Outer Joint		30	24	61	93	58	M			
2.0 JTDM (125 kW)	2009.05- 2011.11			F	Saloon Engine 939B3.000	802023	Outer Joint		30	26	61	94	63.5	M			
	2009.05- 2011.11			F	Estate Engine 939B3.000	802023	Outer Joint		30	26	61	94	63.5	M			
2.2 JTS (136 kW)	2005.09- 2011.11			F	Saloon Engine 939A5.000	802023	Outer Joint		30	26	61	94	63.5	M			
	2006.06- 2011.11			F	Estate Engine 939A5.000	802023	Outer Joint		30	26	61	94	63.5	M			
2.4 JTDM (147 kW)	2005.09- 2011.11			F	Saloon Engine 939A3.000	802024	Outer Joint		30	27	61	93	65	M			
	2006.06- 2011.11			F	Estate Engine 939A3.000	802024	Outer Joint		30	27	61	93	65	M			
2.4 JTDM (154 kW)	2007.05- 2011.11			F	Saloon Engine 939A9.000	802024	Outer Joint		30	27	61	93	65	M			
	2007.05- 2011.11			F	Estate Engine 939A9.000	802024	Outer Joint		30	27	61	93	65	M			
2.4 JTDM Q4 (154 kW)	2007.05- 2011.11				All-wheel Drive Saloon Engine 939A9.000	802024	Outer Joint		30	27	61	93	65	M			
	2007.05- 2011.11				All-wheel Drive Estate Engine 939A9.000	802024	Outer Joint		30	27	61	93	65	M			
3.2 JTS (191 kW)	2008.02- 2011.11			F	Saloon Engine 939A.000	802023	Outer Joint		30	26	61	94	63.5	M			
	2008.02- 2011.11			F	Estate Engine 939A.000	802023	Outer Joint		30	26	61	94	63.5	M			
3.2 JTS Q4 (191 kW)	2006.01- 2011.11				All-wheel Drive Saloon Engine 939A.000	802023	Outer Joint		30	26	61	94	63.5	M			
	2006.06- 2011.11				All-wheel Drive Estate Engine 939A.000	802023	Outer Joint		30	26	61	94	63.5	M			
164 (164)																	
2.0 (102 kW)	1987.06- 1998.09	MT		F	Saloon Engine AR06416	648004	Inner Joint				25		32				
2.0 T.S. (105 kW)	1987.06- 1992.09	MT		F	Saloon Engine AR06416	648004	Inner Joint				25		32				
2.0 T.S. (106 kW)	1992.09- 1998.09	MT		F	Saloon Engine AR64103	802004	Outer Joint	44T	25	25	52	85	58	I			
	1992.09- 1998.09	MT		F	Saloon Engine AR64103	648004	Inner Joint				25		32				
2.0 T.S. (109 kW)	1987.06- 1990.12	MT		F	Saloon Engine AR06420	648004	Inner Joint				25		32				
2.0 Turbo (128 kW)	1987.10- 1998.09	MT		F	Saloon Engine AR06476	648004	Inner Joint				25		32				
2.0 V6 Turbo (148 kW)	1992.09- 1998.09			F	Saloon Engine AR64102	802011	Outer Joint	44T	27	28	56	85	63.5	O			
	1992.09- 1998.09	MT		F	Saloon Engine AR64102	602004	Inner Joint				28		32				
2.0 V6 Turbo (150 kW)	1991.03- 1992.09			F	Saloon Engine AR64101	802011	Outer Joint	44T	27	28	56	85	63.5	O			
	1991.03- 1992.09	MT		F	Saloon Engine AR64101	602004	Inner Joint				28		32				
2.5 TD (84 kW)	1987.06- 1992.09	MT		F	Saloon Engine VM84A	602004	Inner Joint				28		32				
2.5 TD (92 kW)	1992.09- 1998.09	MT/AT		F	Saloon Engine VM08B/VM32B	802011	Outer Joint	44T	27	28	56	85	63.5	O			
	1992.09- 1998.09	MT/AT		F	Saloon Engine VM08B/VM32B	602004	Inner Joint				28		32				
3.0 (171 kW)	1992.11- 1997.10				All-wheel Drive Saloon Engine AR64307	648002	Inner Joint				28		32				
3.0 24V (155 kW)	1992.09- 1998.09			F	Saloon Engine AR66301/AR66302	648002	Inner Joint				28		32				
3.0 24V Q4 (170 kW)	1994.02- 1998.09				All-wheel Drive Saloon Engine AR64307/AR64308	648002	Inner Joint				28		32				
	1994.02- 1998.09	MT			All-wheel Drive Saloon Engine AR64307/AR64308	802011	Outer Joint	44T	27	28	56	85	63.5	O			
	1994.02- 1998.09	MT		F	All-wheel Drive Saloon Engine AR64307/AR64308	602004	Inner Joint				28		32				
3.0 i.e. QV (147 kW)	1990.09- 1992.09			F	Saloon Engine AR06430/AR64301	648002	Inner Joint				28		32				
3.0 V6 (132 kW)	1992.09- 1998.09	MT/AT		F	Saloon Engine AR64305/AR66303	802011	Outer Joint	44T	27	28	56	85	63.5	O			
	1992.09- 1998.09			F	Saloon Engine AR64305/AR66303	648002	Inner Joint				28		32				
	1992.09- 1998.09	MT/AT		F	Saloon Engine AR64305/AR66303	602004	Inner Joint				28		32				
3.0 V6 (135 kW)	1987.06- 1992.09			F	Saloon Engine AR06412	648002	Inner Joint				28		32				
	1987.06- 1992.09	MT/AT		F	Saloon Engine AR06412	602004	Inner Joint				28		32				
3.0 V6 (141 kW)	1987.06- 1992.09			F	Saloon Engine AR06410	648002	Inner Joint				28		32				
	1987.06- 1992.09	MT/AT		F	Saloon Engine AR06410	602004	Inner Joint				28		32				
166 (936)																	
2.0 T.Spark (110 kW)	2000.10- 2007.06	6MT		F	Saloon Engine AR36301	602005	Inner Joint				25		32				
2.0 T.Spark (114 kW)	1998.09- 2000.10	5MT		F	Saloon Engine AR34103	602005	Inner Joint				25		32				
	1998.09- 2000.10	MT		F	Saloon Engine AR34103	802002	Outer Joint		27	25	59	84.5	58	O			
2.0 V6 (151 kW)	1998.09- 2000.10	MT		F	Saloon Engine AR34102	602003	Inner Joint				28		32				
	1998.09- 2000.10	MT/AT		F	Saloon Engine AR34102	802013	Outer Joint		27	28	59	83.5	63	O			
2.4 JTD (100 kW)	1998.09- 2000.10	MT		F	Saloon Engine AR34202	802013	Outer Joint		27	28	59	83.5	63	O			
2.4 JTD (129 kW)	2003.10- 2007.06			F	Saloon Engine 841G.000/841H.000	899298	Outer Joint		27	26	59	84.5	63	M			
2.4 JTD (132 kW)	2006.07- 2007.06			F	Saloon Engine 841M.000	899298	Outer Joint		27	26	59	84.5	63	M			





	 YEAR	TRANSM	L/R	F/R	REMARKS	GSP Ref.	 PRODUCT	 ABS	Technical Specifications										
									A	B	C	H	L	P					
ALFA ROMEO																			
166 (936)																			
2.4 JTD (136 kW)	2005.07- 2007.06			F	Saloon Engine 841M.000/936B.000	899298	Outer Joint		27	26	59	84.5	63	M					
2.5 V6 24V (140 kW)	1998.09- 2000.10	MT		F	Saloon Engine AR34201	602003	Inner Joint			28		32							
	1998.09- 2000.10	MT/AT		F	Saloon Engine AR34201	802013	Outer Joint	27	28	59	83.5	63	O						
3.0 V6 24V (166 kW)	1998.09- 2000.10	MT		F	Saloon Engine AR34301	602003	Inner Joint		28		32								
	1998.09- 2000.10	MT/AT		F	Saloon Engine AR34301	802013	Outer Joint	27	28	59	83.5	63	O						
1750-2000																			
1.8 (83 kW)	1968.03- 1972.10	MT		R	Saloon Engine AR00548	602001	Inner Joint		24		32								
2.0 (97 kW)	1971.10- 1983.12	MT		R	Saloon Engine AR10520	602001	Inner Joint		24		32								
33 (905)																			
1.2 (50 kW)	1983.06- 1989.12	MT		F	Hatchback Engine AR30585	602001	Inner Joint		24		32								
1.3 (55 kW)	1983.06- 1989.12	MT		F	Hatchback Engine AR30502/AR30586	602001	Inner Joint		24		32								
	1983.06- 1989.12	MT		F	Hatchback Engine AR30502/AR30586	802015	Outer Joint	28	24	55	96	58	O						
1.3 (58 kW)	1983.05- 1989.12	MT		F	Hatchback Engine AR30502	602001	Inner Joint		24		32								
	1983.05- 1989.12	MT		F	Hatchback Engine AR30502	802015	Outer Joint	28	24	55	96	58	O						
1.3 (63 kW)	1984.10- 1989.12	MT		F	Hatchback Engine AR30168/AR30587	602001	Inner Joint		24		32								
	1984.10- 1989.12	MT		F	Hatchback Engine AR30168/AR30587	802015	Outer Joint	28	24	55	96	58	O						
1.5 (62 kW)	1983.06- 1985.12			F	Hatchback Engine AR30143/AR30504	602001	Inner Joint		24		32								
	1983.06- 1985.12	MT		F	Hatchback Engine AR30143/AR30504	802015	Outer Joint	28	24	55	96	58	O						
1.5 (66 kW)	1983.06- 1986.12			F	Hatchback Engine AR30520	602001	Inner Joint		24		32								
	1983.06- 1986.12	MT		F	Hatchback Engine AR30520	802015	Outer Joint	28	24	55	96	58	O						
1.5 (75 kW)	1986.07- 1989.12			F	Hatchback Engine AR30588	602001	Inner Joint		24		32								
	1986.07- 1989.12	MT		F	Hatchback Engine AR30588	802015	Outer Joint	28	24	55	96	58	O						
1.5 4x4 (62 kW)	1983.11- 1984.12				All-wheel Drive Hatchback Engine AR30504	602001	Inner Joint		24		32								
	1983.11- 1984.12	MT		F	All-wheel Drive Hatchback Engine AR30504	802015	Outer Joint	28	24	55	96	58	O						
1.5 4x4 (66 kW)	1985.01- 1986.09				All-wheel Drive Hatchback Engine AR30520	602001	Inner Joint		24		32								
	1985.01- 1986.09	MT		F	All-wheel Drive Hatchback Engine AR30520	802015	Outer Joint	28	24	55	96	58	O						
1.5 4x4 (75 kW)	1986.07- 1989.12				All-wheel Drive Hatchback Engine AR30588	602001	Inner Joint		24		32								
	1986.07- 1989.12	MT		F	All-wheel Drive Hatchback Engine AR30588	802015	Outer Joint	28	24	55	96	58	O						
1.5 4x4 (77 kW)	1986.09- 1989.12				All-wheel Drive Hatchback Engine AR30146/AR30588	602001	Inner Joint		24		32								
	1986.09- 1989.12	MT		F	All-wheel Drive Hatchback Engine AR30146/AR30588	802015	Outer Joint	28	24	55	96	58	O						
1.5 QV (77 kW)	1984.06- 1989.12			F	Hatchback Engine AR30146/AR30508/AR30588	602001	Inner Joint		24		32								
	1984.06- 1989.12	MT		F	Hatchback Engine AR30146/AR30508/AR30588	802015	Outer Joint	28	24	55	96	58	O						
1.7 (87 kW)	1986.01- 1989.12			F	Hatchback Engine AR30550	602001	Inner Joint		24		32								
	1986.01- 1989.12	MT		F	Hatchback Engine AR30550	802015	Outer Joint	28	24	55	96	58	O						
1.7 i.e. (77 kW)	1988.09- 1989.12			F	Hatchback Engine AR30558	602001	Inner Joint		24		32								
	1988.09- 1989.12	MT		F	Hatchback Engine AR30558	802015	Outer Joint	28	24	55	96	58	O						
1.7 QV (84 kW)	1988.03- 1989.12			F	Hatchback Engine AR30550	602001	Inner Joint		24		32								
	1988.03- 1989.12	MT		F	Hatchback Engine AR30550	802015	Outer Joint	28	24	55	96	58	O						
1.8 TD (54 kW)	1986.01- 1990.06			F	Hatchback Engine VM82A	602001	Inner Joint		24		32								
	1986.01- 1990.06	MT		F	Hatchback Engine VM82A	802015	Outer Joint	28	24	55	96	58	O						
33 (905A)																			
1.4 (66 kW)	1984.01- 1988.12			F	Estate Engine AR30587	602001	Inner Joint		24		32								
1.5 (66 kW)	1984.09- 1986.12			F	Estate Engine AR30520	602001	Inner Joint		24		32								
	1984.09- 1986.12	MT		F	Estate Engine AR30520	802015	Outer Joint	28	24	55	96	58	O						
1.5 (75 kW)	1986.12- 1989.12			F	Estate Engine AR30588	602001	Inner Joint		24		32								
	1986.12- 1989.12	MT		F	Estate Engine AR30588	802015	Outer Joint	28	24	55	96	58	O						
1.5 (77 kW)	1986.12- 1989.12			F	Estate Engine AR30146/AR30508/AR30588	602001	Inner Joint		24		32								
	1986.12- 1989.12	MT		F	Estate Engine AR30146/AR30508/AR30588	802015	Outer Joint	28	24	55	96	58	O						
1.5 4x4 (66 kW)	1984.09- 1986.12			F	All-wheel Drive Estate Engine AR30520	602001	Inner Joint		24		32								
	1984.09- 1986.12	MT		F	All-wheel Drive Estate Engine AR30520	802015	Outer Joint	28	24	55	96	58	O						
1.5 4x4 (75 kW)	1986.12- 1989.12			F	All-wheel Drive Estate Engine AR30588	602001	Inner Joint		24		32								
	1986.12- 1989.12	MT		F	All-wheel Drive Estate Engine AR30588	802015	Outer Joint	28	24	55	96	58	O						
1.5 4x4 (77 kW)	1986.12- 1989.03			F	All-wheel Drive Estate Engine AR30146/AR30508/AR30588	602001	Inner Joint		24		32								
	1986.12- 1989.03	MT		F	All-wheel Drive Estate Engine AR30146/AR30508/AR30588	802015	Outer Joint	28	24	55	96	58	O						
1.7 (87 kW)	1988.03- 1989.12			F	Estate Engine AR30550	602001	Inner Joint		24		32								
	1988.03- 1989.12	MT		F	Estate Engine AR30550	802015	Outer Joint	28	24	55	96	58	O						
1.7 i.e. (77 kW)	1988.09- 1989.12			F	Estate Engine AR30558	602001	Inner Joint		24		32								
	1988.09- 1989.12	MT		F	Estate Engine AR30558	802015	Outer Joint	28	24	55	96	58	O						
1.7 i.e. 4x4 (77 kW)	1988.09- 1989.12				All-wheel Drive Estate Engine AR30558/AR30737	602001	Inner Joint		24		32								
	1988.09- 1989.12	MT		F	All-wheel Drive Estate Engine AR30558/AR30737	802015	Outer Joint	28	24	55	96	58	O						





	 YEAR	TRANSM	L/R	F/R	REMARKS	GSP Ref.	 PRODUCT	 ABS	Technical Specifications					
									A	B	C	H	L	P
ALFA ROMEO														
33 (907A)														
1.4 i.e. (65 kW)	1991.06- 1994.09	MT		F	Hatchback Engine AR30753/AR30755	802015	Outer Joint		28	24	55	96	58	O
1.4 i.e. (66 kW)	1991.06- 1994.09			F	Hatchback Engine AR30753/AR30755	602001	Inner Joint			24		32		
	1991.06- 1994.09	MT		F	Hatchback Engine AR30753/AR30755	802015	Outer Joint		28	24	55	96	58	O
1.5 (77 kW)	1991.06- 1994.09			F	Hatchback Engine AR30753/AR30755	802001	Outer Joint		25	24	52	85	58	O
	1990.01- 1993.04			F	Hatchback Engine AR30734	602001	Inner Joint			24		32		
1.5 i.e (71 kW)	1990.01- 1993.04			F	Hatchback Engine AR30734	802001	Outer Joint		25	24	52	85	58	O
	1990.01- 1994.09			F	Hatchback Engine AR30751	602001	Inner Joint			24		32		
1.5 i.e. (74 kW)	1990.01- 1994.09			F	Hatchback Engine AR30751	802001	Outer Joint		25	24	52	85	58	O
	1990.07- 1991.08			F	Hatchback Engine AR30750	602001	Inner Joint			24		32		
1.7 16V (101 kW)	1990.07- 1991.08			F	Hatchback Engine AR30750	802001	Outer Joint		25	24	52	85	58	O
	1990.01- 1992.03			F	Hatchback Engine AR30746	602001	Inner Joint			24		32		
1.7 16V (95 kW)	1990.01- 1992.03			F	Hatchback Engine AR30746	802001	Outer Joint		25	24	52	85	58	O
	1990.01- 1994.09			F	Hatchback Engine AR30747	602001	Inner Joint			24		32		
1.7 16V (97 kW)	1990.01- 1992.03			F	Hatchback Engine AR30747	602001	Inner Joint			24		32		
	1990.01- 1994.09				All-wheel Drive Hatchback Engine AR30746	602001	Inner Joint			24		32		
1.7 16V 4x4 (101 kW)	1990.01- 1994.09				All-wheel Drive Hatchback Engine AR30746	802001	Outer Joint		25	24	52	85	58	O
	1990.01- 1994.09				All-wheel Drive Hatchback Engine AR30747	602001	Inner Joint			24		32		
1.7 16V 4x4 (95 kW)	1990.01- 1994.09				All-wheel Drive Hatchback Engine AR30747	602001	Inner Joint			24		32		
	1990.01- 1994.09				All-wheel Drive Hatchback Engine AR30747	602001	Inner Joint			24		32		
1.7 i.e. (77 kW)	1992.04- 1994.09			F	Hatchback Engine AR30737A	602001	Inner Joint			24		32		
	1992.04- 1994.09	MT		F	Hatchback Engine AR30737A	802015	Outer Joint		28	24	55	96	58	O
	1992.04- 1994.09			F	Hatchback Engine AR30737A	802001	Outer Joint		25	24	52	85	58	O
1.7 i.e. (79 kW)	1990.01- 1994.09			F	Hatchback Engine AR30736/AR30737	602001	Inner Joint			24		32		
	1990.01- 1994.09	MT		F	Hatchback Engine AR30736/AR30737	802015	Outer Joint		28	24	55	96	58	O
	1990.01- 1994.09			F	Hatchback Engine AR30736/AR30737	802001	Outer Joint		25	24	52	85	58	O
1.7 i.e. 4x4 (79 kW)	1990.01- 1992.03				All-wheel Drive Hatchback Engine AR30736/AR30737	602001	Inner Joint			24		32		
	1990.01- 1992.03	MT		F	All-wheel Drive Hatchback Engine AR30736/AR30737	802015	Outer Joint		28	24	55	96	58	O
	1990.01- 1992.03				All-wheel Drive Hatchback Engine AR30736/AR30737	802001	Outer Joint		25	24	52	85	58	O
1.8 TD (62 kW)	1990.07- 1994.09			F	Hatchback Engine VM96A	602001	Inner Joint			24		32		
	1990.07- 1994.09	MT		F	Hatchback Engine VM96A	802015	Outer Joint		28	24	55	96	58	O
	1990.07- 1994.09			F	Hatchback Engine VM96A	802001	Outer Joint		25	24	52	85	58	O
33 (907B)														
1.4 i.e. (65 kW)	1991.06- 1994.09	MT		F	Estate Engine AR30755/AR30753	802015	Outer Joint		28	24	55	96	58	O
1.4 i.e. (66 kW)	1991.06- 1994.09			F	Estate Engine AR30755	602001	Inner Joint			24		32		
	1991.06- 1994.09	MT		F	Estate Engine AR30755	802015	Outer Joint		28	24	55	96	58	O
1.5 i.e (71 kW)	1991.06- 1994.09			F	Estate Engine AR30755	802001	Outer Joint		25	24	52	85	58	O
	1990.01- 1994.09			F	Estate Engine AR30751	602001	Inner Joint			24		32		
1.7 16V (101 kW)	1990.01- 1994.09			F	Estate Engine AR30751	802001	Outer Joint		25	24	52	85	58	O
	1990.01- 1992.03			F	Estate Engine AR30746	602001	Inner Joint			24		32		
1.7 16V (95 kW)	1990.01- 1992.03			F	Estate Engine AR30746	802001	Outer Joint		25	24	52	85	58	O
	1990.01- 1994.09			F	Estate Engine AR30747	602001	Inner Joint			24		32		
1.7 16V (97 kW)	1990.01- 1994.09			F	Estate Engine AR30747	602001	Inner Joint			24		32		
	1990.01- 1994.09				All-wheel Drive Estate Engine AR30747	602001	Inner Joint			24		32		
1.7 16V 4x4 (95 kW)	1990.01- 1992.03			F	All-wheel Drive Estate Engine AR30747	602001	Inner Joint			24		32		
	1990.01- 1992.03			F	All-wheel Drive Estate Engine AR30747	602001	Inner Joint			24		32		
1.7 i.e. (77 kW)	1992.04- 1994.09	MT		F	Estate Engine AR30737	802015	Outer Joint		28	24	55	96	58	O
	1992.04- 1994.09			F	Estate Engine AR30737	602001	Inner Joint			24		32		
	1992.04- 1994.09			F	Estate Engine AR30737	802001	Outer Joint		25	24	52	85	58	O
1.7 i.e. (79 kW)	1990.01- 1992.03	MT		F	Estate Engine AR30736/AR30737	802015	Outer Joint		28	24	55	96	58	O
	1990.01- 1992.03			F	Estate Engine AR30736/AR30737	602001	Inner Joint			24		32		
	1990.01- 1992.03			F	Estate Engine AR30736/AR30737	802001	Outer Joint		25	24	52	85	58	O
1.7 i.e. 4x4 (79 kW)	1990.01- 1992.03	MT		F	All-wheel Drive Estate Engine AR30736/AR30737	802015	Outer Joint		28	24	55	96	58	O
	1990.01- 1992.03				All-wheel Drive Estate Engine AR30736/AR30737	602001	Inner Joint			24		32		
	1990.01- 1992.03				All-wheel Drive Estate Engine AR30736/AR30737	802001	Outer Joint		25	24	52	85	58	O
75 (162B)														
1.6 (81 kW)	1985.05- 1989.09	MT		R	Saloon Engine AR06100	602001	Inner Joint			24		32		
1.6 CAT (81 kW)	1989.05- 1992.02	MT		R	Saloon Engine AR61101	602001	Inner Joint			24		32		
	1985.09- 1989.06	MT		R	Saloon Engine AR06202	602001	Inner Joint			24		32		
1.8 (85 kW)	1985.09- 1989.06			R	Saloon Engine AR06202	648002	Inner Joint			28		32		
	1988.09- 1992.02	MT		R	Saloon Engine AR06168/AR61102	602001	Inner Joint			24		32		
1.8 (90 kW)	1989.08- 1992.02	MT		R	Saloon Engine AR61201	602001	Inner Joint			24		32		
1.8 Turbo (110 kW)	1986.09- 1992.02			R	Saloon Engine AR06134	648002	Inner Joint			28		32		
1.8 Turbo i.e. (114 kW)	1986.02- 1990.01			R	Saloon Engine AR06158	648002	Inner Joint			28		32		
2.0 (94 kW)	1985.05- 1988.10	MT		R	Saloon Engine AR06212	602001	Inner Joint			24		32		





	 YEAR	TRANSM	L/R	F/R	REMARKS	GSP Ref.	 PRODUCT	 ABS	Technical Specifications								
									A	B	C	H	L	P			
ALFA ROMEO																	
75 (162B)																	
2.0 T.S CAT (109 kW)	1985.05- 1992.02	MT		R	Saloon Engine AR06224	602001	Inner Joint			24		32					
2.0 T.S. (107 kW)	1987.01- 1992.02	MT		R	Saloon Engine AR06166/AR06224	602001	Inner Joint			24		32					
2.0 T.S. (109 kW)	1987.01- 1988.12	MT		R	Saloon Engine AR06224	602001	Inner Joint			24		32					
2.0 TD (70 kW)	1985.05- 1992.09	MT		R	Saloon Engine VM80A	602001	Inner Joint			24		32					
2.5 V6 (115 kW)	1985.05- 1986.08			R	Saloon Engine AR01646/AR01911	648002	Inner Joint			28		32					
3.0 V6 (136 kW)	1987.01- 1990.12			R	Saloon Engine AR06120	648002	Inner Joint			28		32					
3.0 V6 (141 kW)	1990.02- 1992.02			R	Saloon Engine AR61503	648002	Inner Joint			28		32					
90 (162)																	
1.8 (85 kW)	1984.10- 1987.07	MT		R	Saloon Engine AR06202	602001	Inner Joint			24		32					
1.8 (89 kW)	1984.10- 1987.07	MT		R	Saloon Engine AR06202	602001	Inner Joint			24		32					
2.0 i.e. (94 kW)	1984.10- 1987.07	MT		R	Saloon Engine AR01713/AR06212	602001	Inner Joint			24		32					
2.5 i.e. V6 (110 kW)	1984.10- 1987.07			R	Saloon Engine AR01646/AR01911	648002	Inner Joint			28		32					
	1984.10- 1987.07	MT		R	Saloon Engine AR01646/AR01911	602001	Inner Joint			24		32					
2.5 i.e. V6 (114 kW)	1984.10- 1987.07	MT		R	Saloon Engine AR01646/AR01911	602001	Inner Joint			24		32					
ALFASUD (901)																	
1.2 (46 kW)	1972.06- 1984.09	MT		F	Hatchback Engine AR30102	602001	Inner Joint			24		32					
1.2 TI (50 kW)	1973.11- 1984.09	MT		F	Hatchback Engine AR30104	602001	Inner Joint			24		32					
1.3 Super (51 kW)	1979.01- 1984.09	MT		F	Hatchback Engine AR30160	602001	Inner Joint			24		32					
1.3 TI (55 kW)	1977.09- 1984.09	MT		F	Hatchback Engine AR30184	602001	Inner Joint			24		32					
1.5 TI (61 kW)	1979.01- 1984.09	MT		F	Hatchback Engine AR30124	602001	Inner Joint			24		32					
1.5 TI (70 kW)	1980.03- 1984.12	MT		F	Hatchback Engine AR30128	602001	Inner Joint			24		32					
1.5 TI Sprint (77 kW)	1983.01- 1984.12	MT		F	Hatchback Engine AR30146	602001	Inner Joint			24		32					
ALFASUD GIARDINETTA (904)																	
1.2 (46 kW)	1978.01- 1981.12	MT		F	Estate Engine AR30102	602001	Inner Joint			24		32					
1.3 (48 kW)	1978.01- 1979.07	MT		F	Estate Engine AR30180	602001	Inner Joint			24		32					
1.3 (51 kW)	1980.03- 1981.12	MT		F	Estate Engine AR30160	602001	Inner Joint			24		32					
ALFASUD SPRINT (902.A)																	
1.3 (55 kW)	1976.09- 1981.12			F	Coupe Engine AR30184	602001	Inner Joint			24		32					
1.4 (63 kW)	1979.07- 1989.12	MT		F	Coupe Engine AR30168	602001	Inner Joint			24		32					
1.5 (77 kW)	1983.01- 1987.12			F	Coupe Engine AR30146	602001	Inner Joint			24		32					
1.7 (87 kW)	1987.03- 1989.12			F	Coupe Engine AR30550	602001	Inner Joint			24		32					
ALFETTA (116)																	
1.6 (79 kW)	1975.01- 1984.12			R	Saloon Engine AR01600	602001	Inner Joint			24		32					
1.8 (89 kW)	1979.10- 1984.12			R	Saloon Engine AR01608	602001	Inner Joint			24		32					
1.8 (90 kW)	1979.10- 1984.12			R	Saloon Engine AR01678	602001	Inner Joint			24		32					
2.0 (97 kW)	1978.07- 1984.12			R	Saloon Engine AR01655/AR01713/AR10520	602001	Inner Joint			24		32					
2.0 TD (60 kW)	1979.10- 1983.03			R	Saloon Engine VM4HT/2	602001	Inner Joint			24		32					
ALFETTA GT (116)																	
1.6 (79 kW)	1976.01- 1982.09			R	Coupe Engine AR01600	602001	Inner Joint			24		32					
2.0 (89 kW)	1978.07- 1986.01			R	Coupe Engine AR01623	602001	Inner Joint			24		32					
2.0 (96 kW)	1977.06- 1984.12			R	Coupe Engine AR01655	602001	Inner Joint			24		32					
ARNA (920)																	
1.2 (50 kW)	1985.01- 1986.12	MT		F	Hatchback Engine AR30500	602001	Inner Joint			24		32					
1.3 TI (63 kW)	1983.03- 1986.12	MT		F	Hatchback Engine AR30168/AR31010	802015	Outer Joint		28	24	55	96	58	O			
	1983.03- 1986.12			F	Hatchback Engine AR30168/AR31010	602001	Inner Joint			24		32					
1.5 (70 kW)	1985.01- 1986.12			F	Hatchback Engine AR30182	602001	Inner Joint			24		32					
BRERA																	
1.8 TBi (147 kW)	2009.05-			F	Hatchback Engine 939B1.000	802024	Outer Joint		30	27	61	93	65	M			
2.0 JTDM (125 kW)	2009.05-			F	Hatchback Engine 939B3.000	802024	Outer Joint		30	27	61	93	65	M			
2.2 JTS (136 kW)	2006.04-			F	Hatchback Engine 939A5.000	802023	Outer Joint		30	26	61	94	63.5	M			
2.4 JTDM 20V (147 kW)	2006.04-			F	Hatchback Engine 939A3.000	802024	Outer Joint		30	27	61	93	65	M			
2.4 JTDM 20V (154 kW)	2007.05-			F	Hatchback Engine 939A9.000	802024	Outer Joint		30	27	61	93	65	M			
3.2 JTS (191 kW)	2008.03-			F	Hatchback Engine 939A.000	802023	Outer Joint		30	26	61	94	63.5	M			
3.2 JTS Q4 (191 kW)	2006.04-				All-wheel Drive Hatchback Engine 939A.000	802023	Outer Joint		30	26	61	94	63.5	M			
GIULIETTA (116)																	
1.3 (66 kW)	1977.10- 1983.06			R	Saloon Engine AR01644	602001	Inner Joint			24		32					
1.6 (79 kW)	1977.10- 1985.04			R	Saloon Engine AR01600	602001	Inner Joint			24		32					
1.8 (90 kW)	1979.04- 1985.04			R	Saloon Engine AR01678	602001	Inner Joint			24		32					
2.0 (96 kW)	1980.06- 1985.04			R	Saloon Engine AR01655/AR11671	602001	Inner Joint			24		32					
2.0 TD (61 kW)	1983.01- 1985.12			R	Saloon Engine VM4HT	602001	Inner Joint			24		32					





	 YEAR	TRANSM	L/R	F/R	REMARKS	GSP Ref.	 PRODUCT	 ABS	Technical Specifications					
									A	B	C	H	L	P
ALFA ROMEO														
GIULIETTA (940)														
1.4 TB (125 kW)	2010.04-			F	Hatchback Engine 940A2.000	899348	Outer Joint		27	25	59	84	61.5	M
1.4 TB (88 kW)	2010.04-			F	Hatchback Engine 198A4.000/940B7.000	899348	Outer Joint		27	25	59	84	61.5	M
1.6 JTDM (77 kW)	2010.04-			F	Hatchback Engine 940A3.000	899348	Outer Joint		27	25	59	84	61.5	M
GT (937)														
1.8 TS (103 kW)	2003.11- 2010.09			F	Coupe Engine AR32205	602005	Inner Joint		25		32			
2.0 JTS (121 kW)	2004.04- 2007.01			F	Coupe Engine 932A2.000/937A1.000	602005	Inner Joint		25		32			
GTV (116)														
2.0 (94 kW)	1985.01- 1985.12			R	Coupe Engine AR06212	602001	Inner Joint		24		32			
2.0 (96 kW)	1978.07- 1986.01			R	Coupe Engine AR01655/AR06212	602001	Inner Joint		24		32			
GTV (916C.)														
1.8 16V (106 kW)	1998.05- 2005.10	MT		F	Coupe Engine AR32201	602005	Inner Joint		25		32			
2.0 JTS (121 kW)	2003.07- 2006.01			F	Coupe Engine 937A1.000	817042	Outer Joint		25	25	51	85	58	O
2.0 T.SPARK 16V (110 kW)	1995.06- 2005.10	5MT		F	Coupe Engine AR16201/AR32310	817042	Outer Joint		25	25	51	85	58	O
2.0 T.SPARK 16V (114 kW)	1998.05- 2000.08	MT		F	Coupe Engine AR32301	602005	Inner Joint		25		32			
2.0 V6 Turbo (148 kW)	1995.06- 1998.09	MT		F	Coupe Engine AR16202	603001	Inner Joint		28		32			
	1995.06- 1998.09	MT		F	Coupe Engine AR16202	802009	Outer Joint	44T	25	28	56	85	63.5	O
3.0 V6 24V (160 kW)	2000.10- 2005.10			F	Coupe Engine AR16105	648002	Inner Joint		28		32			
3.0 V6 24V (162 kW)	1996.10- 2000.10	MT		F	Coupe Engine AR16102	603001	Inner Joint		28		32			
	1996.10- 2000.10	MT		F	Coupe Engine AR16102	802009	Outer Joint	44T	25	28	56	85	63.5	O
MITO (955)														
1.3 JTDM (66 kW)	2008.09-			F	Hatchback Engine 199A3.000	817028	Outer Joint		25	24	51	84.5	62	M
1.4 (70 kW)	2008.09-			F	Hatchback Engine 199A6.000	817052	Outer Joint		22	21	51.2	79.5	54	M
1.4 TB (114 kW)	2008.09-			F	Hatchback Engine 199A8.000	817065	Outer Joint		25	33	51.1	84.5	61	I
1.6 JTDM (88 kW)	2008.09-			F	Hatchback Engine 198A2.000/955A3.000	817065	Outer Joint		25	33	51.1	84.5	61	I
SPIDER (916S.)														
1.8 16V (106 kW)	1998.05- 2005.04	MT		F	Convertible Engine AR32201	602005	Inner Joint		25		32			
2.0 JTS (121 kW)	2003.04- 2005.04			F	Convertible Engine 937A1.000	817042	Outer Joint		25	25	51	85	58	O
2.0 T.SPARK 16V (110 kW)	1995.06- 2005.04	5MT		F	Convertible Engine AR16201/AR32310	817042	Outer Joint		25	25	51	85	58	O
2.0 T.SPARK 16V (114 kW)	1998.05- 2000.08	MT		F	Convertible Engine AR32301	602005	Inner Joint		25		32			
2.0 V6 Turbo (148 kW)	1998.05- 2005.04	MT		F	Convertible Engine AR16202	603001	Inner Joint		28		32			
	1998.05- 2005.04	MT		F	Convertible Engine AR16202	802009	Outer Joint	44T	25	28	56	85	63.5	O
3.0 V6 (141 kW)	1995.06- 2005.04	MT		F	Convertible Engine AR16101	603001	Inner Joint		28		32			
	1995.06- 2005.04	MT		F	Convertible Engine AR16101	802009	Outer Joint	44T	25	28	56	85	63.5	O
3.0 V6 24V (162 kW)	1999.01- 2003.10			F	Convertible Engine AR16102	648002	Inner Joint		28		32			
3.2 V6 24V (176 kW)	2003.04- 2005.04			F	Convertible Engine 936A6.000	648002	Inner Joint		28		32			
SPIDER (939)														
1.8 TBi (147 kW)	2009.05-			F	Convertible Engine 939B1.000	802024	Outer Joint		30	27	61	93	65	M
2.0 JTDM (125 kW)	2009.05-			F	Convertible Engine 939B3.000	802024	Outer Joint		30	27	61	93	65	M
2.2 JTS (136 kW)	2007.03-			F	Convertible Engine 939A5.000	802023	Outer Joint		30	26	61	94	63.5	M
2.4 JTDM (147 kW)	2007.03-			F	Convertible Engine 939A3.000	802023	Outer Joint		30	26	61	94	63.5	M
2.4 JTDM (154 kW)	2008.03-			F	Convertible Engine 939A3.000	802024	Outer Joint		30	27	61	93	65	M
3.2 JTS (191 kW)	2008.03-			F	Convertible Engine 939A.000	802023	Outer Joint		30	26	61	94	63.5	M
3.2 JTS Q4 (191 kW)	2007.03-				All-wheel Drive Convertible Engine 939A.000	802023	Outer Joint		30	26	61	94	63.5	M
AUDI														
100														
1.8				L		203028	Drive Shaft		38		59.5	34.5	599	
2.0				L		203028	Drive Shaft		38		59.5	34.5	599	
100 (43, C2)														
1.6 (63 kW)	1976.08- 1982.07	MT/AT		F	Saloon Engine YV	603019	Inner Joint		33		32			
	1976.08- 1982.07	MT/AT		F	Saloon Engine YV	803004	Outer Joint		26	25	56.5	84.5	61.5	O
1.9 (74 kW)	1980.08- 1982.07	MT		F	Saloon Engine WH	803004	Outer Joint		26	25	56.5	84.5	61.5	O
	1980.08- 1982.07	MT		F	Saloon Engine WH	603001	Inner Joint		28		32			
2.0 D (51 kW)	1978.08- 1982.07			F	Saloon Engine CN	803004	Outer Joint		26	25	56.5	84.5	61.5	O
	1978.08- 1982.07	MT&AT		F	Saloon Engine CN	603001	Inner Joint		28		32			
2.1 (100 kW)	1977.03- 1982.07	MT/AT		F	Saloon Engine WC	803004	Outer Joint		26	25	56.5	84.5	61.5	O
	1977.03- 1982.07	MT&AT		F	Saloon Engine WC	603001	Inner Joint		28		32			
2.1 (85 kW)	1977.10- 1982.07	MT/AT		F	Saloon Engine WB	803004	Outer Joint		26	25	56.5	84.5	61.5	O
	1977.10- 1982.07	MT&AT		F	Saloon Engine WB	603001	Inner Joint		28		32			
100 (44, 44Q, C3)														
1.8 (55 kW)	1982.08- 1987.12	MT/AT		F	Saloon Engine DR/RS	603019	Inner Joint		33		32			
	1982.08- 1987.12	MT/AT		F	Saloon Engine DR/RS	803004	Outer Joint		26	25	56.5	84.5	61.5	O





	 YEAR	TRANSM	L/R	F/R	REMARKS	GSP Ref.	 PRODUCT	 ABS	Technical Specifications								
									A	B	C	H	L	P			
AUDI																	
100 (44, 44Q, C3)																	
1.8 (55 kW)	1982.08- 1987.12	MT/AT		F	Saloon Engine DR/RS	803006	Outer Joint	96T	26	25	56.5	84.5	61.5				
1.8 (65 kW)	1986.02- 1988.07	MT		F	Saloon Engine SH	603002	Inner Joint				33		32				
	1986.02- 1988.07	MT&AT		F	Saloon Engine SH	803004	Outer Joint		26	25	56.5	84.5	61.5				O
	1986.02- 1988.07	MT		F	Saloon Engine SH	803013	Outer Joint		38	25	59.5	34.5	61				O
	1986.02- 1988.07	MT		F	Saloon Engine SH	803006	Outer Joint	96T	26	25	56.5	84.5	61.5				
	1986.02- 1988.07	MT		F	Saloon Engine SH	803014	Outer Joint	45T	38	25	59.5	34.5	61				O
	1986.02- 1988.07	AT		F	Saloon Engine SH	803005	Outer Joint	45T	26	25	56.5	84.5	61.5				O
1.8 (66 kW)	1983.08- 1989.07	MT		F	Saloon Engine NP/DS	603002	Inner Joint				33		32				
	1983.08- 1989.07	MT/AT		F	Saloon Engine NP/DS	803004	Outer Joint		26	25	56.5	84.5	61.5				O
	1983.08- 1989.07	MT		F	Saloon Engine NP/DS	803013	Outer Joint		38	25	59.5	34.5	61				O
	1983.08- 1989.07	MT		F	Saloon Engine NP/DS	803006	Outer Joint	96T	26	25	56.5	84.5	61.5				O
	1983.08- 1989.07	MT		F	Saloon Engine NP/DS	803014	Outer Joint	45T	38	25	59.5	34.5	61				O
	1983.08- 1989.07	AT		F	Saloon Engine NP/DS	803005	Outer Joint	45T	26	25	56.5	84.5	61.5				O
1.8 CAT (66 kW)	1985.03- 1990.11	MT		F	Saloon Engine 4B/PH	603002	Inner Joint				33		32				
	1985.03- 1990.11	AT		F	Saloon Engine 4B/PH	803004	Outer Joint		26	25	56.5	84.5	61.5				O
	1985.03- 1990.11	MT		F	Saloon Engine 4B/PH	803013	Outer Joint		38	25	59.5	34.5	61				O
	1985.03- 1990.11	MT		F	Saloon Engine 4B/PH	803014	Outer Joint	45T	38	25	59.5	34.5	61				O
	1985.03- 1990.11	AT		F	Saloon Engine 4B/PH	803005	Outer Joint	45T	26	25	56.5	84.5	61.5				O
1.8 Quattro (65 kW)	1986.08- 1990.07	MT		F	All-wheel Drive Saloon Engine SH	603002	Inner Joint				33		32				
	1986.08- 1990.07				All-wheel Drive Saloon Engine SH	803004	Outer Joint		26	25	56.5	84.5	61.5				O
	1986.08- 1990.07				All-wheel Drive Saloon Engine SH	648002	Inner Joint				28		32				
	1986.08- 1990.07				All-wheel Drive Saloon Engine SH	803006	Outer Joint	96T	26	25	56.5	84.5	61.5				O
	1986.08- 1990.07	MT		F	All-wheel Drive Saloon Engine SH	803014	Outer Joint	45T	38	25	59.5	34.5	61				O
1.8 Quattro (66 kW)	1984.10- 1988.07	MT		F	All-wheel Drive Saloon Engine NP	603002	Inner Joint				33		32				
	1984.10- 1988.07				All-wheel Drive Saloon Engine NP	803004	Outer Joint		26	25	56.5	84.5	61.5				O
	1984.10- 1988.07				All-wheel Drive Saloon Engine NP	648002	Inner Joint				28		32				
	1984.10- 1988.07				All-wheel Drive Saloon Engine NP	803006	Outer Joint	96T	26	25	56.5	84.5	61.5				O
	1984.10- 1988.07	MT		F	All-wheel Drive Saloon Engine NP	803014	Outer Joint	45T	38	25	59.5	34.5	61				O
1.8 Quattro CAT (66 kW)	1984.10- 1988.07	MT/AT		R	All-wheel Drive Saloon Engine NP	803014	Outer Joint	45T	38	25	59.5	34.5	61				O
	1985.08- 1990.11	MT		F	All-wheel Drive Saloon Engine 4B/PH	603002	Inner Joint				33		32				
	1985.08- 1990.11	MT		F	All-wheel Drive Saloon Engine 4B/PH	803014	Outer Joint	45T	38	25	59.5	34.5	61				O
	1985.08- 1990.11	MT		R	All-wheel Drive Saloon Engine 4B/PH	803014	Outer Joint	45T	38	25	59.5	34.5	61				O
	1985.08- 1990.11	MT		R	All-wheel Drive Saloon Engine 4B/PH	603001	Inner Joint				28		32				
1.9 (74 kW)	1982.08- 1984.07	MT		F	Saloon Engine WH	803004	Outer Joint		26	25	56.5	84.5	61.5				O
	1982.08- 1984.07				Saloon Engine WH	648002	Inner Joint				28		32				
	1982.08- 1984.07	MT		F	Saloon Engine WH	603001	Inner Joint				28		32				
2.0 (83 kW)	1986.08- 1987.11	MT/AT		F	Saloon Engine SL	803004	Outer Joint		26	25	56.5	84.5	61.5				O
	1986.08- 1987.11				Saloon Engine SL	648002	Inner Joint				28		32				
	1986.08- 1987.11	MT/AT		F	Saloon Engine SL	803006	Outer Joint	96T	26	25	56.5	84.5	61.5				O
	1986.08- 1987.11	MT/AT		F	Saloon Engine SL	603001	Inner Joint				28		32				
2.0 (85 kW)	1984.08- 1987.12	MT/AT		F	Saloon Engine KP	803004	Outer Joint		26	25	56.5	84.5	61.5				O
	1984.08- 1987.12				Saloon Engine KP	648002	Inner Joint				28		32				
	1984.08- 1987.12	MT/AT		F	Saloon Engine KP	803006	Outer Joint	96T	26	25	56.5	84.5	61.5				O
	1984.08- 1987.12	MT/AT		F	Saloon Engine KP	603001	Inner Joint				28		32				
2.0 CAT (85 kW)	1988.01- 1990.11	MT/AT		F	Saloon Engine RT	603001	Inner Joint				28		32				
	1988.01- 1990.11	AT		F	Saloon Engine RT	803004	Outer Joint		26	25	56.5	84.5	61.5				O
	1988.01- 1990.11				Saloon Engine RT	648002	Inner Joint				28		32				
	1988.01- 1990.11	MT		F	Saloon Engine RT	803013	Outer Joint		38	25	59.5	34.5	61				O
	1988.01- 1990.11	MT		F	Saloon Engine RT	803014	Outer Joint	45T	38	25	59.5	34.5	61				O
2.0 D (51 kW)	1988.01- 1990.11	AT		F	Saloon Engine RT	803005	Outer Joint	45T	26	25	56.5	84.5	61.5				O
	1982.08- 1988.07	MT/AT		F	Saloon Engine CN	603001	Inner Joint				28		32				
	1982.08- 1988.07	MT/AT		F	Saloon Engine CN	803004	Outer Joint		26	25	56.5	84.5	61.5				O
	1982.08- 1988.07	MT		F	Saloon Engine CN	803013	Outer Joint		38	25	59.5	34.5	61				O
	1982.08- 1988.07	MT&AT		F	Saloon Engine CN	803006	Outer Joint	96T	26	25	56.5	84.5	61.5				O
2.0 D Turbo (64 kW)	1982.08- 1988.07	MT		F	Saloon Engine CN	803014	Outer Joint	45T	38	25	59.5	34.5	61				O
	1982.08- 1988.07	AT		F	Saloon Engine CN	803005	Outer Joint	45T	26	25	56.5	84.5	61.5				O
	1982.08- 1988.02	MT/AT		F	Saloon Engine DE	603001	Inner Joint				28		32				
	1982.08- 1988.02	MT/AT		F	Saloon Engine DE	803004	Outer Joint		26	25	56.5	84.5	61.5				O
	1982.08- 1988.02				Saloon Engine DE	648002	Inner Joint				28		32				
	1982.08- 1988.02	MT/AT		F	Saloon Engine DE	803006	Outer Joint	96T	26	25	56.5	84.5	61.5				O





	 YEAR	TRANSM	L/R	F/R	REMARKS	GSP Ref.	 PRODUCT	 ABS	Technical Specifications									
									A	B	C	H	L	P				
AUDI																		
100 (44, 44Q, C3)																		
2.0 D Turbo (74 kW)	1988.03- 1990.11	MT		F	Saloon Engine NC	603001	Inner Joint			28		32						
	1988.03- 1990.11			F	Saloon Engine NC	648002	Inner Joint			28		32						
	1988.03- 1990.11	MT		F	Saloon Engine NC	803013	Outer Joint		38	25	59.5	34.5	61	0				
	1988.03- 1990.11	MT		F	Saloon Engine NC	803014	Outer Joint	45T	38	25	59.5	34.5	61	0				
2.1 (100 kW)	1982.08- 1984.07	MT/AT		F	Saloon Engine WC	603001	Inner Joint			28		32						
	1982.08- 1984.07	MT/AT		F	Saloon Engine WC	803004	Outer Joint		26	25	56.5	84.5	61.5	0				
	1982.08- 1984.07			F	Saloon Engine WC	648002	Inner Joint			28		32						
	1982.08- 1984.07	MT/AT		F	Saloon Engine WC	803006	Outer Joint	96T	26	25	56.5	84.5	61.5	0				
2.2 (101 kW)	1984.08- 1988.12	MT/AT		F	Saloon Engine KU	603001	Inner Joint			28		32						
	1984.08- 1988.12	MT&AT		F	Saloon Engine KU	803004	Outer Joint		26	25	56.5	84.5	61.5	0				
	1984.08- 1988.12			F	Saloon Engine KU	648002	Inner Joint			28		32						
	1984.08- 1988.12	MT		F	Saloon Engine KU	803013	Outer Joint		38	25	59.5	34.5	61	0				
	1984.08- 1988.12	MT&AT		F	Saloon Engine KU	803006	Outer Joint	96T	26	25	56.5	84.5	61.5	0				
	1984.08- 1988.12	MT		F	Saloon Engine KU	803014	Outer Joint	45T	38	25	59.5	34.5	61	0				
	1984.08- 1988.12	AT		F	Saloon Engine KU	803005	Outer Joint	45T	26	25	56.5	84.5	61.5	0				
2.2 (85 kW)	1984.10- 1986.09	MT/AT		F	Saloon Engine KZ	603001	Inner Joint			28		32						
	1984.10- 1986.09	MT/AT		F	Saloon Engine KZ	803004	Outer Joint		26	25	56.5	84.5	61.5	0				
	1984.10- 1986.09			F	Saloon Engine KZ	648002	Inner Joint			28		32						
	1984.10- 1986.09	MT/AT		F	Saloon Engine KZ	803006	Outer Joint	96T	26	25	56.5	84.5	61.5	0				
2.2 CAT (101 kW)	1989.06- 1990.11	3MT/AT		F	Saloon Engine HX/KU	603001	Inner Joint			28		32						
	1989.06- 1990.11			F	Saloon Engine HX/KU	648002	Inner Joint			28		32						
	1989.06- 1990.11	MT		F	Saloon Engine HX/KU	803013	Outer Joint		38	25	59.5	34.5	61	0				
	1989.06- 1990.11	MT		F	Saloon Engine HX/KU	803014	Outer Joint	45T	38	25	59.5	34.5	61	0				
	1989.06- 1990.11	3AT		F	Saloon Engine HX/KU	803005	Outer Joint	45T	26	25	56.5	84.5	61.5	0				
2.2 E Quattro (88 kW)	1985.08- 1986.07				All-wheel Drive Saloon Engine PX	803004	Outer Joint		26	25	56.5	84.5	61.5	0				
	1985.08- 1986.07				All-wheel Drive Saloon Engine PX	648002	Inner Joint			28		32						
	1985.08- 1986.07				All-wheel Drive Saloon Engine PX	803006	Outer Joint	96T	26	25	56.5	84.5	61.5	0				
2.2 E Turbo Quattro (121 kW)	1986.08- 1990.11	MT		R	All-wheel Drive Saloon Engine MC	803004	Outer Joint		26	25	56.5	84.5	61.5	0				
	1986.08- 1990.11				All-wheel Drive Saloon Engine MC	648002	Inner Joint			28		32						
	1986.08- 1990.11	MT/AT		R	All-wheel Drive Saloon Engine MC	803006	Outer Joint	96T	26	25	56.5	84.5	61.5	0				
	1986.08- 1990.11	MT/AT		R	All-wheel Drive Saloon Engine MC	803014	Outer Joint	45T	38	25	59.5	34.5	61	0				
	1986.08- 1990.11	MT			All-wheel Drive Saloon Engine MC	803106	Outer Joint	45T	38	28	59.6	34.5	66.5	0				
2.2 Quattro (101 kW)	1984.08- 1988.12				All-wheel Drive Saloon Engine KU	803004	Outer Joint		26	25	56.5	84.5	61.5	0				
	1984.08- 1988.12				All-wheel Drive Saloon Engine KU	648002	Inner Joint			28		32						
	1984.08- 1988.12				All-wheel Drive Saloon Engine KU	803006	Outer Joint	96T	26	25	56.5	84.5	61.5	0				
	1984.08- 1988.12	MT		F	All-wheel Drive Saloon Engine KU	803014	Outer Joint	45T	38	25	59.5	34.5	61	0				
2.2 Quattro CAT (101 kW)	1989.06- 1990.11				All-wheel Drive Saloon Engine HX/KU	603001	Inner Joint			28		32						
	1989.06- 1990.11	MT		F	All-wheel Drive Saloon Engine HX/KU	803014	Outer Joint	45T	38	25	59.5	34.5	61	0				
	1989.06- 1990.11	MT/AT		R	All-wheel Drive Saloon Engine HX/KU	803014	Outer Joint	45T	38	25	59.5	34.5	61	0				
2.2 Turbo (121 kW)	1986.08- 1990.11	MT/AT		F	Saloon Engine MC	603001	Inner Joint			28		32						
	1986.08- 1990.11	MT		F	Saloon Engine MC	803106	Outer Joint	45T	38	28	59.6	34.5	66.5	0				
2.3 E (100 kW)	1986.10- 1990.11	3MT/AT		F	Saloon Engine NF	603001	Inner Joint			28		32						
	1986.10- 1990.11	MT&AT		F	Saloon Engine NF	803004	Outer Joint		26	25	56.5	84.5	61.5	0				
	1986.10- 1990.11			F	Saloon Engine NF	648002	Inner Joint			28		32						
	1986.10- 1990.11	MT		F	Saloon Engine NF	803013	Outer Joint		38	25	59.5	34.5	61	0				
	1986.10- 1990.11	MT&AT		F	Saloon Engine NF	803006	Outer Joint	96T	26	25	56.5	84.5	61.5	0				
	1986.10- 1990.11	MT&4AT		F	Saloon Engine NF	803014	Outer Joint	45T	38	25	59.5	34.5	61	0				
2.3 E (98 kW)	1990.01- 1990.11	3MT/AT		F	Saloon Engine AAR	603001	Inner Joint			28		32						
	1990.01- 1990.11	AT		F	Saloon Engine AAR	803004	Outer Joint		26	25	56.5	84.5	61.5	0				
	1990.01- 1990.11			F	Saloon Engine AAR	648002	Inner Joint			28		32						
	1990.01- 1990.11	MT		F	Saloon Engine AAR	803013	Outer Joint		38	25	59.5	34.5	61	0				
	1990.01- 1990.11	MT&4AT		F	Saloon Engine AAR	803014	Outer Joint	45T	38	25	59.5	34.5	61	0				
	1990.01- 1990.11	3AT		F	Saloon Engine AAR	803005	Outer Joint	45T	26	25	56.5	84.5	61.5	0				
2.3 E Quattro (100 kW)	1986.08- 1990.11				All-wheel Drive Saloon Engine NF	803004	Outer Joint		26	25	56.5	84.5	61.5	0				
	1986.08- 1990.11				All-wheel Drive Saloon Engine NF	648002	Inner Joint			28		32						
	1986.08- 1990.11				All-wheel Drive Saloon Engine NF	803006	Outer Joint	96T	26	25	56.5	84.5	61.5	0				
	1986.08- 1990.11	MT		F	All-wheel Drive Saloon Engine NF	803014	Outer Joint	45T	38	25	59.5	34.5	61	0				
	1986.08- 1990.11	MT/AT		R	All-wheel Drive Saloon Engine NF	803014	Outer Joint	45T	38	25	59.5	34.5	61	0				
2.3 Quattro (98 kW)	1990.01- 1990.11	MT		F	All-wheel Drive Saloon Engine AAR	603001	Inner Joint			28		32						
	1990.01- 1990.11				All-wheel Drive Saloon Engine AAR	648002	Inner Joint			28		32						





	 YEAR	TRANSM	L/R	F/R	REMARKS	GSP Ref.	 PRODUCT	 ABS	Technical Specifications								
									A	B	C	H	L	P			
AUDI																	
100 (44, 44Q, C3)																	
2.3 Quattro (98 kW)	1990.01- 1990.11	MT		F	All-wheel Drive Saloon Engine AAR	803014	Outer Joint	45T	38	25	59.5	34.5	61	O			
2.4 D (60 kW)	1989.08- 1991.07	MT		F	Saloon Engine 3D	803013	Outer Joint		38	25	59.5	34.5	61	O			
	1989.08- 1991.07	MT		F	Saloon Engine 3D	803014	Outer Joint	45T	38	25	59.5	34.5	61	O			
2.5 TDi (88 kW)	1990.01- 1990.11	MT		F	Saloon Engine 1T	803106	Outer Joint	45T	38	28	59.6	34.5	66.5	O			
100 (4A, C4)																	
2.0 (74 kW)	1990.12- 1994.06	MT/AT		F	Saloon Engine AAE	803016	Outer Joint	45T	38	30	59.5	34	61	I			
	1990.12- 1994.06	MT		F	Saloon Engine AAE	603001	Inner Joint			28		32					
	1990.12- 1994.06			F	Saloon Engine AAE	803015	Outer Joint		38	30	59.5	34	61	I			
2.0 E (85 kW)	1990.12- 1994.06	MT/AT		F	Saloon Engine AAD/ABK	803016	Outer Joint	45T	38	30	59.5	34	61	I			
	1990.12- 1994.06	MT		F	Saloon Engine AAD/ABK	603001	Inner Joint			28		32					
	1990.12- 1994.06			F	Saloon Engine AAD/ABK	803015	Outer Joint		38	30	59.5	34	61	I			
2.0 E 16V (103 kW)	1992.01- 1994.06	MT/AT		F	Saloon Engine ACE	803016	Outer Joint	45T	38	30	59.5	34	61	I			
	1992.01- 1994.06	MT		F	Saloon Engine ACE	603001	Inner Joint			28		32					
2.0 E Quattro (85 kW)	1990.12- 1992.07	MT		F	All-wheel Drive Saloon Engine AAD	803016	Outer Joint	45T	38	30	59.5	34	61	I			
	1990.12- 1992.07	MT		F	All-wheel Drive Saloon Engine AAD	603002	Inner Joint			33		32					
	1990.12- 1992.07				All-wheel Drive Saloon Engine AAD	648002	Inner Joint			28		32					
	1990.12- 1992.07	MT/AT		R	All-wheel Drive Saloon Engine AAD	803014	Outer Joint	45T	38	25	59.5	34.5	61	O			
2.2 S4 Turbo Quattro (169 kW)	1991.08- 1994.06	MT		F	All-wheel Drive Saloon Engine AAN	603001	Inner Joint			28		32					
	1991.08- 1994.06	MT/AT		F	All-wheel Drive Saloon Engine AAN	803017	Outer Joint	45T	38	27	59.5	34.5	68.5	I			
2.3 E (98 kW)	1990.12- 1994.06	MT/AT		F	Saloon Engine AAR	803016	Outer Joint	45T	38	30	59.5	34	61	I			
	1990.12- 1994.06	MT		F	Saloon Engine AAR	603001	Inner Joint			28		32					
	1990.12- 1994.06			F	Saloon Engine AAR	803015	Outer Joint		38	30	59.5	34	61	I			
2.3 E Quattro (98 kW)	1990.12- 1994.06	MT		F	All-wheel Drive Saloon Engine AAR	803016	Outer Joint	45T	38	30	59.5	34	61	I			
	1990.12- 1994.06	MT		F	All-wheel Drive Saloon Engine AAR	603002	Inner Joint			33		32					
	1990.12- 1994.06				All-wheel Drive Saloon Engine AAR	648002	Inner Joint			28		32					
2.4 D (60 kW)	1990.12- 1994.06	MT/AT		F	Saloon Engine AAS	803016	Outer Joint	45T	38	30	59.5	34	61	I			
	1990.12- 1994.06			F	Saloon Engine AAS	803015	Outer Joint		38	30	59.5	34	61	I			
2.5 TDi (85 kW)	1990.12- 1994.06			F	Saloon Engine AAT/ABP	803056	Outer Joint		38	27	59.5	34.5	68.5	I			
	1990.12- 1994.06	MT		F	Saloon Engine AAT/ABP	803017	Outer Joint	45T	38	27	59.5	34.5	68.5	I			
	1990.12- 1994.06	MT	L	F	Saloon Engine AAT/ABP	203050	Drive Shaft	45T	38		59.5	34.5	612				
	1990.12- 1994.06	MT	R	F	Saloon Engine AAT/ABP	203051	Drive Shaft	45T	38		59.5	34.5	647				
2.6 (110 kW)	1992.03- 1994.06	MT/AT		F	Saloon Engine ABC	803016	Outer Joint	45T	38	30	59.5	34	61	I			
	1992.03- 1994.06			F	Saloon Engine ABC	803015	Outer Joint		38	30	59.5	34	61	I			
2.6 Quattro (110 kW)	1992.04- 1994.06				All-wheel Drive Saloon Engine ABC	603002	Inner Joint			33		32					
	1992.04- 1994.06	MT		F	All-wheel Drive Saloon Engine ABC	803016	Outer Joint	45T	38	30	59.5	34	61	I			
	1992.04- 1994.06	MT/AT		R	All-wheel Drive Saloon Engine ABC	803014	Outer Joint	45T	38	25	59.5	34.5	61	O			
2.8 E (128 kW)	1990.12- 1994.06	AT	L	F	Saloon Engine AAH	203060	Drive Shaft	45T	38		59.5	34	565				
	1990.12- 1994.06	AT	R	F	Saloon Engine AAH	203061	Drive Shaft	45T	38		59.5	34	488				
	1990.12- 1994.06			F	Saloon Engine AAH	803056	Outer Joint		38	27	59.5	34.5	68.5	I			
	1990.12- 1994.06	MT/AT		F	Saloon Engine AAH	803017	Outer Joint	45T	38	27	59.5	34.5	68.5	I			
	1990.12- 1994.06	AT	R	F	Saloon Engine AAH	203050	Drive Shaft	45T	38		59.5	34.5	612				
	1990.12- 1994.06	MT	L	F	Saloon Engine AAH	203050	Drive Shaft	45T	38		59.5	34.5	612				
2.8 E Quattro (128 kW)	1990.12- 1994.06				All-wheel Drive Saloon Engine AAH	648002	Inner Joint			28		32					
	1990.12- 1994.06				All-wheel Drive Saloon Engine AAH	803056	Outer Joint		38	27	59.5	34.5	68.5	I			
	1990.12- 1994.06	MT/AT		F	All-wheel Drive Saloon Engine AAH	803017	Outer Joint	45T	38	27	59.5	34.5	68.5	I			
4.2 S4 V8 Quattro (206 kW)	1992.10- 1994.06				All-wheel Drive Saloon Engine ABH	603001	Inner Joint			28		32					
	1992.10- 1994.06	MT		F	All-wheel Drive Saloon Engine ABH	803017	Outer Joint	45T	38	27	59.5	34.5	68.5	I			
100 AVANT (43, C2)																	
1.6 (63 kW)	1977.07- 1983.02	MT/AT		F	Estate Engine YV	603019	Inner Joint			33		32					
	1977.07- 1983.02	MT/AT		F	Estate Engine YV	803004	Outer Joint		26	25	56.5	84.5	61.5	O			
1.9 (74 kW)	1980.08- 1982.07	MT		F	Estate Engine WH	603001	Inner Joint			28		32					
	1980.08- 1982.07	MT		F	Estate Engine WH	803004	Outer Joint		26	25	56.5	84.5	61.5	O			
2.0 (85 kW)	1977.08- 1980.07			F	Estate Engine WA	803004	Outer Joint		26	25	56.5	84.5	61.5	O			
2.0 D (51 kW)	1978.08- 1983.02	MT&AT		F	Estate Engine CN	603001	Inner Joint			28		32					
	1978.08- 1983.02			F	Estate Engine CN	803004	Outer Joint		26	25	56.5	84.5	61.5	O			
2.1 (100 kW)	1977.07- 1983.02	MT&AT		F	Estate Engine WC/WG	603001	Inner Joint			28		32					
	1977.07- 1983.02	MT/AT		F	Estate Engine WC/WG	803004	Outer Joint		26	25	56.5	84.5	61.5	O			
	1977.07- 1983.02			F	Estate Engine WC/WG	648002	Inner Joint			28		32					





	 YEAR	TRANSM	L/R	F/R	REMARKS	GSP Ref.	 PRODUCT	 ABS	Technical Specifications							
									A	B	C	H	L	P		
AUDI																
100 AVANT (43, C2)																
2.1 (100 kW)	1977.07- 1983.02	MT/AT		F	Estate Engine WC/WG	803006	Outer Joint	96T	26	25	56.5	84.5	61.5			
2.1 (85 kW)	1977.07- 1983.02	MT&AT		F	Estate Engine WB/WE	603001	Inner Joint				28		32			
	1977.07- 1983.02	MT/AT		F	Estate Engine WB/WE	803004	Outer Joint		26	25	56.5	84.5	61.5			O
	1977.07- 1983.02			F	Estate Engine WB/WE	648002	Inner Joint				28		32			
	1977.07- 1983.02	MT/AT		F	Estate Engine WB/WE	803006	Outer Joint	96T	26	25	56.5	84.5	61.5			O
100 AVANT (44, 44Q, C3)																
1.8 (55 kW)	1982.08- 1987.12	MT/AT		F	Estate Engine DR/RS	603019	Inner Joint				33		32			
	1982.08- 1987.12	MT/AT		F	Estate Engine DR/RS	803004	Outer Joint		26	25	56.5	84.5	61.5			O
	1982.08- 1987.12	MT/AT		F	Estate Engine DR/RS	803006	Outer Joint	96T	26	25	56.5	84.5	61.5			O
1.8 (65 kW)	1986.02- 1990.07	MT		F	Estate Engine SH	603002	Inner Joint				33		32			
	1986.02- 1990.07	MT&AT		F	Estate Engine SH	803004	Outer Joint		26	25	56.5	84.5	61.5			O
	1986.02- 1990.07	MT		F	Estate Engine SH	803013	Outer Joint		38	25	59.5	34.5	61			O
	1986.02- 1990.07	MT&AT		F	Estate Engine SH	803006	Outer Joint	96T	26	25	56.5	84.5	61.5			O
	1986.02- 1990.07	MT		F	Estate Engine SH	803014	Outer Joint	45T	38	25	59.5	34.5	61			O
	1986.02- 1990.07	AT		F	Estate Engine SH	803005	Outer Joint	45T	26	25	56.5	84.5	61.5			O
1.8 (66 kW)	1983.08- 1989.07	MT		F	Estate Engine DS/NP	603002	Inner Joint				33		32			
	1983.08- 1989.07	MT&AT		F	Estate Engine DS/NP	803004	Outer Joint		26	25	56.5	84.5	61.5			O
	1983.08- 1989.07	MT		F	Estate Engine DS/NP	803013	Outer Joint		38	25	59.5	34.5	61			O
	1983.08- 1989.07	MT&AT		F	Estate Engine DS/NP	803006	Outer Joint	96T	26	25	56.5	84.5	61.5			O
	1983.08- 1989.07	MT		F	Estate Engine DS/NP	803014	Outer Joint	45T	38	25	59.5	34.5	61			O
	1983.08- 1989.07	AT		F	Estate Engine DS/NP	803005	Outer Joint	45T	26	25	56.5	84.5	61.5			O
1.8 CAT (66 kW)	1985.03- 1990.11	MT		F	Estate Engine 4B/PH	603002	Inner Joint				33		32			
	1985.03- 1990.11	AT		F	Estate Engine 4B/PH	803004	Outer Joint		26	25	56.5	84.5	61.5			O
	1985.03- 1990.11	MT		F	Estate Engine 4B/PH	803013	Outer Joint		38	25	59.5	34.5	61			O
	1985.03- 1990.11	MT		F	Estate Engine 4B/PH	803014	Outer Joint	45T	38	25	59.5	34.5	61			O
	1985.03- 1990.11	AT		F	Estate Engine 4B/PH	803005	Outer Joint	45T	26	25	56.5	84.5	61.5			O
1.8 Quattro (65 kW)	1986.08- 1990.07	MT		F	All-wheel Drive Estate Engine SH	603002	Inner Joint				33		32			
	1986.08- 1990.07				All-wheel Drive Estate Engine SH	603001	Inner Joint				28		32			
	1986.08- 1990.07				All-wheel Drive Estate Engine SH	803004	Outer Joint		26	25	56.5	84.5	61.5			O
	1986.08- 1990.07				All-wheel Drive Estate Engine SH	803006	Outer Joint	96T	26	25	56.5	84.5	61.5			O
	1986.08- 1990.07	MT		F	All-wheel Drive Estate Engine SH	803014	Outer Joint	45T	38	25	59.5	34.5	61			O
	1986.08- 1990.07	MT/AT		R	All-wheel Drive Estate Engine SH	803014	Outer Joint	45T	38	25	59.5	34.5	61			O
1.8 Quattro (66 kW)	1984.10- 1988.07	MT		F	All-wheel Drive Estate Engine JW/NP	603002	Inner Joint				33		32			
	1984.10- 1988.07				All-wheel Drive Estate Engine JW/NP	603001	Inner Joint				28		32			
	1984.10- 1988.07				All-wheel Drive Estate Engine JW/NP	803004	Outer Joint		26	25	56.5	84.5	61.5			O
	1984.10- 1988.07				All-wheel Drive Estate Engine JW/NP	803006	Outer Joint	96T	26	25	56.5	84.5	61.5			O
	1984.10- 1988.07	MT		F	All-wheel Drive Estate Engine JW/NP	803014	Outer Joint	45T	38	25	59.5	34.5	61			O
	1984.10- 1988.07	MT/AT		R	All-wheel Drive Estate Engine JW/NP	803014	Outer Joint	45T	38	25	59.5	34.5	61			O
1.8 Quattro CAT (66 kW)	1985.08- 1990.10	MT		F	All-wheel Drive Estate Engine 4B/PH	603002	Inner Joint				33		32			
	1985.08- 1990.10	MT		R	All-wheel Drive Estate Engine 4B/PH	603001	Inner Joint				28		32			
	1985.08- 1990.10	MT		F	All-wheel Drive Estate Engine 4B/PH	803014	Outer Joint	45T	38	25	59.5	34.5	61			O
	1985.08- 1990.10	MT		R	All-wheel Drive Estate Engine 4B/PH	803014	Outer Joint	45T	38	25	59.5	34.5	61			O
1.9 (74 kW)	1983.02- 1984.07	MT		F	Estate Engine WH	603001	Inner Joint				28		32			
	1983.02- 1984.07	MT		F	Estate Engine WH	803004	Outer Joint		26	25	56.5	84.5	61.5			O
2.0 (83 kW)	1986.09- 1987.11	MT/AT		F	Estate Engine SL	603001	Inner Joint				28		32			
	1986.09- 1987.11	MT/AT		F	Estate Engine SL	803004	Outer Joint		26	25	56.5	84.5	61.5			O
	1986.09- 1987.11	MT/AT		F	Estate Engine SL	803006	Outer Joint	96T	26	25	56.5	84.5	61.5			O
2.0 D (51 kW)	1983.03- 1990.11	MT/AT		F	Estate Engine CN	603001	Inner Joint				28		32			
	1983.03- 1990.11	MT&AT		F	Estate Engine CN	803004	Outer Joint		26	25	56.5	84.5	61.5			O
	1983.03- 1990.11	MT		F	Estate Engine CN	803013	Outer Joint		38	25	59.5	34.5	61			O
	1983.03- 1990.11	MT&AT		F	Estate Engine CN	803006	Outer Joint	96T	26	25	56.5	84.5	61.5			O
	1983.03- 1990.11	MT		F	Estate Engine CN	803014	Outer Joint	45T	38	25	59.5	34.5	61			O
	1983.03- 1990.11	AT		F	Estate Engine CN	803005	Outer Joint	45T	26	25	56.5	84.5	61.5			O
2.0 E (85 kW)	1985.01- 1987.12	MT/AT		F	Estate Engine KP	603001	Inner Joint				28		32			
	1985.01- 1987.12	MT/AT		F	Estate Engine KP	803004	Outer Joint		26	25	56.5	84.5	61.5			O
	1985.01- 1987.12			F	Estate Engine KP	648002	Inner Joint				28		32			
	1985.01- 1987.12	MT/AT		F	Estate Engine KP	803006	Outer Joint	96T	26	25	56.5	84.5	61.5			O
2.0 E CAT (85 kW)	1988.01- 1990.11	MT/AT		F	Estate Engine RT	603001	Inner Joint				28		32			
	1988.01- 1990.11	AT		F	Estate Engine RT	803004	Outer Joint		26	25	56.5	84.5	61.5			O
	1988.01- 1990.11	MT		F	Estate Engine RT	803013	Outer Joint		38	25	59.5	34.5	61			O
	1988.01- 1990.11	MT		F	Estate Engine RT	803014	Outer Joint	45T	38	25	59.5	34.5	61			O
	1988.01- 1990.11	AT		F	Estate Engine RT	803005	Outer Joint	45T	26	25	56.5	84.5	61.5			O





	 YEAR	TRANSM	L/R	F/R	REMARKS	GSP Ref.	 PRODUCT	 ABS	Technical Specifications										
									A	B	C	H	L	P					
AUDI 100 AVANT (44, 44Q, C3)																			
2.0 TD (64 kW)	1983.03- 1987.10	MT/AT		F	Estate Engine DE	603001	Inner Joint			28		32							
	1983.03- 1987.10	MT/AT		F	Estate Engine DE	803004	Outer Joint		26	25	56.5	84.5	61.5		O				
	1983.03- 1987.10	MT/AT		F	Estate Engine DE	803006	Outer Joint	96T	26	25	56.5	84.5	61.5		O				
2.0 TD (74 kW)	1988.03- 1990.11	MT		F	Estate Engine NC	603001	Inner Joint			28		32							
	1988.03- 1990.11	MT		F	Estate Engine NC	803013	Outer Joint		38	25	59.5	34.5	61		O				
	1988.03- 1990.11	MT		F	Estate Engine NC	803014	Outer Joint	45T	38	25	59.5	34.5	61		O				
2.1 (100 kW)	1982.08- 1984.07	MT/AT		F	Estate Engine WC	603001	Inner Joint			28		32							
	1982.08- 1984.07	MT/AT		F	Estate Engine WC	803004	Outer Joint		26	25	56.5	84.5	61.5		O				
	1982.08- 1984.07	MT/AT		F	Estate Engine WC	803006	Outer Joint	96T	26	25	56.5	84.5	61.5		O				
2.2 (101 kW)	1984.08- 1988.12	MT/AT		F	Estate Engine KU	603001	Inner Joint			28		32							
	1984.08- 1988.12	MT&AT		F	Estate Engine KU	803004	Outer Joint		26	25	56.5	84.5	61.5		O				
	1984.08- 1988.12	MT		F	Estate Engine KU	803013	Outer Joint		38	25	59.5	34.5	61		O				
	1984.08- 1988.12	MT&AT		F	Estate Engine KU	803006	Outer Joint	96T	26	25	56.5	84.5	61.5		O				
	1984.08- 1988.12	MT		F	Estate Engine KU	803014	Outer Joint	45T	38	25	59.5	34.5	61		O				
	1984.08- 1988.12	AT		F	Estate Engine KU	803005	Outer Joint	45T	26	25	56.5	84.5	61.5		O				
2.2 (85 kW)	1984.10- 1986.09	MT/AT		F	Estate Engine KZ	603001	Inner Joint			28		32							
	1984.10- 1986.09	MT/AT		F	Estate Engine KZ	803004	Outer Joint		26	25	56.5	84.5	61.5		O				
	1984.10- 1986.09	MT/AT		F	Estate Engine KZ	803006	Outer Joint	96T	26	25	56.5	84.5	61.5		O				
2.2 CAT (101 kW)	1989.06- 1990.11	3MT/AT		F	Estate Engine HX/KU	603001	Inner Joint			28		32							
	1989.06- 1990.11	MT		F	Estate Engine HX/KU	803013	Outer Joint		38	25	59.5	34.5	61		O				
	1989.06- 1990.11	MT&4AT		F	Estate Engine HX/KU	803014	Outer Joint	45T	38	25	59.5	34.5	61		O				
	1989.06- 1990.11	3AT		F	Estate Engine HX/KU	803005	Outer Joint	45T	26	25	56.5	84.5	61.5		O				
2.2 E Quattro (88 kW)	1985.08- 1986.07				All-wheel Drive Estate Engine PX	603001	Inner Joint			28		32							
	1985.08- 1986.07				All-wheel Drive Estate Engine PX	803004	Outer Joint		26	25	56.5	84.5	61.5		O				
	1985.08- 1986.07				All-wheel Drive Estate Engine PX	803006	Outer Joint	96T	26	25	56.5	84.5	61.5		O				
2.2 Quattro (101 kW)	1984.08- 1988.12				All-wheel Drive Estate Engine KU	603001	Inner Joint			28		32							
	1984.08- 1988.12				All-wheel Drive Estate Engine KU	803004	Outer Joint		26	25	56.5	84.5	61.5		O				
	1984.08- 1988.12				All-wheel Drive Estate Engine KU	803006	Outer Joint	96T	26	25	56.5	84.5	61.5		O				
	1984.08- 1988.12	MT		F	All-wheel Drive Estate Engine KU	803014	Outer Joint	45T	38	25	59.5	34.5	61		O				
2.2 Quattro CAT (101 kW)	1984.08- 1988.12	MT/AT		R	All-wheel Drive Estate Engine KU	803014	Outer Joint	45T	38	25	59.5	34.5	61		O				
	1989.06- 1990.11				All-wheel Drive Estate Engine HX/KU	603001	Inner Joint			28		32							
	1989.06- 1990.11	MT		F	All-wheel Drive Estate Engine HX/KU	803014	Outer Joint	45T	38	25	59.5	34.5	61		O				
2.2 Turbo (121 kW)	1986.08- 1990.11	MT/AT		R	All-wheel Drive Estate Engine HX/KU	803014	Outer Joint	45T	38	25	59.5	34.5	61		O				
	1986.08- 1990.11	MT/AT		F	Estate Engine MC	603001	Inner Joint			28		32							
	1986.08- 1990.11	MT		F	Estate Engine MC	803106	Outer Joint	45T	38	28	59.6	34.5	66.5		O				
2.2 Turbo Quattro (121 kW)	1986.08- 1990.11				All-wheel Drive Estate Engine MC	603001	Inner Joint			28		32							
	1986.08- 1990.11	MT/AT		R	All-wheel Drive Estate Engine MC	803004	Outer Joint		26	25	56.5	84.5	61.5		O				
	1986.08- 1990.11	MT/AT		R	All-wheel Drive Estate Engine MC	803006	Outer Joint	96T	26	25	56.5	84.5	61.5		O				
	1986.08- 1990.11	MT/AT		R	All-wheel Drive Estate Engine MC	803014	Outer Joint	45T	38	25	59.5	34.5	61		O				
	1986.08- 1990.11	MT			All-wheel Drive Estate Engine MC	803106	Outer Joint	45T	38	28	59.6	34.5	66.5		O				
2.3 (100 kW)	1986.08- 1990.11	3MT/AT		F	Estate Engine NF	603001	Inner Joint			28		32							
	1986.08- 1990.11	MT/AT		F	Estate Engine NF	803004	Outer Joint		26	25	56.5	84.5	61.5		O				
	1986.08- 1990.11	MT		F	Estate Engine NF	803013	Outer Joint		38	25	59.5	34.5	61		O				
	1986.08- 1990.11	MT&AT		F	Estate Engine NF	803006	Outer Joint	96T	26	25	56.5	84.5	61.5		O				
	1986.08- 1990.11	MT&4AT		F	Estate Engine NF	803014	Outer Joint	45T	38	25	59.5	34.5	61		O				
	1986.08- 1990.11	AT/3AT		F	Estate Engine NF	803005	Outer Joint	45T	26	25	56.5	84.5	61.5		O				
2.3 (98 kW)	1990.03- 1990.11	3MT/AT		F	Estate Engine AAR	603001	Inner Joint			28		32							
	1990.03- 1990.11	AT		F	Estate Engine AAR	803004	Outer Joint		26	25	56.5	84.5	61.5		O				
	1990.03- 1990.11	MT		F	Estate Engine AAR	803013	Outer Joint		38	25	59.5	34.5	61		O				
	1990.03- 1990.11	MT&4AT		F	Estate Engine AAR	803014	Outer Joint	45T	38	25	59.5	34.5	61		O				
	1990.03- 1990.11	3AT		F	Estate Engine AAR	803005	Outer Joint	45T	26	25	56.5	84.5	61.5		O				
2.3 E Quattro (100 kW)	1986.08- 1990.11				All-wheel Drive Estate Engine NF	803004	Outer Joint		26	25	56.5	84.5	61.5		O				
	1986.08- 1990.11				All-wheel Drive Estate Engine NF	648002	Inner Joint			28		32							
	1986.08- 1990.11				All-wheel Drive Estate Engine NF	803006	Outer Joint	96T	26	25	56.5	84.5	61.5		O				
	1986.08- 1990.11	MT		F	All-wheel Drive Estate Engine NF	803014	Outer Joint	45T	38	25	59.5	34.5	61		O				
	1986.08- 1990.11	MT/AT		R	All-wheel Drive Estate Engine NF	803014	Outer Joint	45T	38	25	59.5	34.5	61		O				
2.3 Quattro (98 kW)	1990.01- 1990.11	MT		F	All-wheel Drive Estate Engine AAR	603001	Inner Joint			28		32							
	1990.01- 1990.11	MT		F	All-wheel Drive Estate Engine AAR	803014	Outer Joint	45T	38	25	59.5	34.5	61		O				
2.4 D (60 kW)	1989.08- 1990.11	MT		F	Estate Engine 3D	803013	Outer Joint		38	25	59.5	34.5	61		O				
	1989.08- 1990.11	MT		F	Estate Engine 3D	803014	Outer Joint	45T	38	25	59.5	34.5	61		O				
2.5 TDi (88 kW)	1990.01- 1990.11	MT		F	Estate Engine 1T	803106	Outer Joint	45T	38	28	59.6	34.5	66.5		O				





	 YEAR	TRANSM	L/R	F/R	REMARKS	GSP Ref.	 PRODUCT	 ABS	Technical Specifications						
									A	B	C	H	L	P	
AUDI															
100 AVANT (4A, C4)															
2.0 E (74 kW)	1991.09- 1994.06	MT/AT		F	Estate Engine AAE	803016	Outer Joint	45T	38	30	59.5	34	61	I	
	1991.09- 1994.06	MT		F	Estate Engine AAE	603001	Inner Joint				28	32			
2.0 E (85 kW)	1991.09- 1994.06	MT/AT		F	Estate Engine AAD/ABK	803016	Outer Joint	45T	38	30	59.5	34	61	I	
	1991.09- 1994.06	MT		F	Estate Engine AAD/ABK	603001	Inner Joint				28	32			
2.0 E Quattro (85 kW)	1990.12- 1992.07	MT		F	All-wheel Drive Estate Engine AAD	803016	Outer Joint	45T	38	30	59.5	34	61	I	
	1990.12- 1992.07	MT		F	All-wheel Drive Estate Engine AAD	603002	Inner Joint				33	32			
	1990.12- 1992.07	MT/AT		R	All-wheel Drive Estate Engine AAD	803014	Outer Joint	45T	38	25	59.5	34.5	61	O	
2.2 S4 Turbo Quattro (169 kW)	1991.09- 1994.06	MT		F	All-wheel Drive Estate Engine AAN	603001	Inner Joint				28	32			
	1991.09- 1994.06	MT/AT		F	All-wheel Drive Estate Engine AAN	803017	Outer Joint	45T	38	27	59.5	34.5	68.5	I	
2.3 E (98 kW)	1991.09- 1994.06	MT/AT		F	Estate Engine AAR	803016	Outer Joint	45T	38	30	59.5	34	61	I	
	1991.09- 1994.06	MT		F	Estate Engine AAR	603001	Inner Joint				28	32			
2.3 E Quattro (98 kW)	1991.09- 1994.06	MT		F	All-wheel Drive Estate Engine AAR	803016	Outer Joint	45T	38	30	59.5	34	61	I	
	1991.09- 1994.06	MT		F	All-wheel Drive Estate Engine AAR	603002	Inner Joint				33	32			
2.4 D (60 kW)	1990.12- 1994.06	MT/AT		F	Estate Engine AAS	803016	Outer Joint	45T	38	30	59.5	34	61	I	
2.5 TDi (85 kW)	1990.12- 1994.06			F	Estate Engine AAT/ABP	803056	Outer Joint		38	27	59.5	34.5	68.5	I	
	1990.12- 1994.06	MT		F	Estate Engine AAT/ABP	803017	Outer Joint	45T	38	27	59.5	34.5	68.5	I	
	1990.12- 1994.06	MT	L	F	Estate Engine AAT/ABP	203050	Drive Shaft	45T	38		59.5	34.5	612		
	1990.12- 1994.06	MT	R	F	Estate Engine AAT/ABP	203051	Drive Shaft	45T	38		59.5	34.5	647		
2.6 (110 kW)	1992.03- 1994.06	MT/AT		F	Estate Engine ABC	803016	Outer Joint	45T	38	30	59.5	34	61	I	
2.6 Quattro (110 kW)	1992.07- 1994.06				All-wheel Drive Estate Engine ABC	603002	Inner Joint				33	32			
	1992.07- 1994.06	MT		F	All-wheel Drive Estate Engine ABC	803016	Outer Joint	45T	38	30	59.5	34	61	I	
	1992.07- 1994.06	MT/AT		R	All-wheel Drive Estate Engine ABC	803014	Outer Joint	45T	38	25	59.5	34.5	61	O	
2.8 E (128 kW)	1991.09- 1994.06	AT	L	F	Estate Engine AAH	203060	Drive Shaft	45T	38		59.5	34	565		
	1991.09- 1994.06	AT	R	F	Estate Engine AAH	203061	Drive Shaft	45T	38		59.5	34	488		
	1991.09- 1994.06			F	Estate Engine AAH	803056	Outer Joint		38	27	59.5	34.5	68.5	I	
	1991.09- 1994.06	MT/AT		F	Estate Engine AAH	803017	Outer Joint	45T	38	27	59.5	34.5	68.5	I	
	1991.09- 1994.06	AT	R	F	Estate Engine AAH	203050	Drive Shaft	45T	38		59.5	34.5	612		
	1991.09- 1994.06	MT	L	F	Estate Engine AAH	203050	Drive Shaft	45T	38		59.5	34.5	612		
2.8 E Quattro (128 kW)	1991.09- 1994.06				All-wheel Drive Estate Engine AAH	603001	Inner Joint				28	32			
	1991.09- 1994.06				All-wheel Drive Estate Engine AAH	803056	Outer Joint		38	27	59.5	34.5	68.5	I	
	1991.09- 1994.06	MT/AT		F	All-wheel Drive Estate Engine AAH	803017	Outer Joint	45T	38	27	59.5	34.5	68.5	I	
	1991.09- 1994.06	MT/AT		R	All-wheel Drive Estate Engine AAH	803014	Outer Joint	45T	38	25	59.5	34.5	61	O	
4.2 S4 V8 Quattro (206 kW)	1992.10- 1994.06				All-wheel Drive Estate Engine ABH	603001	Inner Joint				28	32			
1992.10- 1994.06	MT		F	All-wheel Drive Estate Engine ABH	803017	Outer Joint	45T	38	27	59.5	34.5	68.5	I		
200 (43)															
2.1 5 E (100 kW)	1979.10- 1982.09	MT/AT		F	Saloon Engine WC	603001	Inner Joint				28	32			
	1979.10- 1982.09	MT/AT		F	Saloon Engine WC	803004	Outer Joint		26	25	56.5	84.5	61.5	O	
	1979.10- 1982.09			F	Saloon Engine WC	648002	Inner Joint				28	32			
	1979.10- 1982.09	MT/AT		F	Saloon Engine WC	803006	Outer Joint	96T	26	25	56.5	84.5	61.5	O	
2.1 5 T (125 kW)	1979.10- 1982.08	MT/AT		F	Saloon Engine WJ	603001	Inner Joint				28	32			
200 (44, 44Q)															
2.1 5 E (100 kW)	1983.08- 1984.07	MT/AT		F	Saloon Engine WC	603001	Inner Joint				28	32			
	1983.08- 1984.07	MT/AT		F	Saloon Engine WC	803004	Outer Joint		26	25	56.5	84.5	61.5	O	
	1983.08- 1984.07			F	Saloon Engine WC	648002	Inner Joint				28	32			
	1983.08- 1984.07	MT/AT		F	Saloon Engine WC	803006	Outer Joint	96T	26	25	56.5	84.5	61.5	O	
2.1 Turbo (134 kW)	1983.08- 1988.01	MT/AT		F	Saloon Engine KG	603001	Inner Joint				28	32			
	1983.08- 1988.01			F	Saloon Engine KG	648002	Inner Joint				28	32			
2.1 Turbo Quattro (134 kW)	1983.08- 1986.09				All-wheel Drive Saloon Engine KG	603001	Inner Joint				28	32			
	1983.08- 1986.09	MT/AT		R	All-wheel Drive Saloon Engine KG	803004	Outer Joint		26	25	56.5	84.5	61.5	O	
	1983.08- 1986.09	MT/AT		R	All-wheel Drive Saloon Engine KG	803006	Outer Joint	96T	26	25	56.5	84.5	61.5	O	
2.2 (101 kW)	1984.08- 1985.07	MT/AT		F	Saloon Engine KU	603001	Inner Joint				28	32			
	1984.08- 1985.07	MT/AT		F	Saloon Engine KU	803004	Outer Joint		26	25	56.5	84.5	61.5	O	
	1984.08- 1985.07			F	Saloon Engine KU	648002	Inner Joint				28	32			
	1984.08- 1985.07	MT/AT		F	Saloon Engine KU	803006	Outer Joint	96T	26	25	56.5	84.5	61.5	O	
2.2 20V Turbo Quattro (162 kW)	1989.03- 1990.12				All-wheel Drive Saloon Engine 3B	603001	Inner Joint				28	32			
	1989.03- 1990.12	MT/AT		R	All-wheel Drive Saloon Engine 3B	803014	Outer Joint	45T	38	25	59.5	34.5	61	O	
	1989.03- 1990.12	MT			All-wheel Drive Saloon Engine 3B	803106	Outer Joint	45T	38	28	59.6	34.5	66.5	O	
2.2 Turbo (121 kW)	1985.08- 1991.09	MT/AT		F	Saloon Engine MC	603001	Inner Joint				28	32			
	1985.08- 1991.09	MT		F	Saloon Engine MC	803106	Outer Joint	45T	38	28	59.6	34.5	66.5	O	
2.2 Turbo (140 kW)	1988.02- 1990.12			F	Saloon Engine 2B	648002	Inner Joint				28	32			





	 YEAR	TRANSM	L/R	F/R	REMARKS	GSP Ref.	 PRODUCT	 ABS	Technical Specifications									
									A	B	C	H	L	P				
AUDI																		
200 (44, 44Q)																		
2.2 Turbo (147 kW)	1988.02- 1990.12	MT/AT		F	Saloon Engine 1B	603001	Inner Joint				28		32					
	1988.02- 1990.12			F	Saloon Engine 1B	648002	Inner Joint				28		32					
	1988.02- 1990.12	MT		F	Saloon Engine 1B	803106	Outer Joint	45T	38	28	59.6	34.5	66.5	O				
2.2 Turbo Quattro (121 kW)	1985.01- 1991.12				All-wheel Drive Saloon Engine MC	603001	Inner Joint				28		32					
	1985.01- 1991.12	MT/AT		R	All-wheel Drive Saloon Engine MC	803014	Outer Joint	45T	38	25	59.5	34.5	61	O				
	1985.01- 1991.12	MT			All-wheel Drive Saloon Engine MC	803106	Outer Joint	45T	38	28	59.6	34.5	66.5	O				
2.2 Turbo Quattro (147 kW)	1988.02- 1990.11				All-wheel Drive Saloon Engine 1B	603001	Inner Joint				28		32					
	1988.02- 1990.11	MT/AT		R	All-wheel Drive Saloon Engine 1B	803014	Outer Joint	45T	38	25	59.5	34.5	61	O				
	1988.02- 1990.11	MT			All-wheel Drive Saloon Engine 1B	803106	Outer Joint	45T	38	28	59.6	34.5	66.5	O				
200 AVANT (44, 44Q)																		
2.1 Turbo Quattro (134 kW)	1983.09- 1988.01				All-wheel Drive Estate Engine KG/JY	603001	Inner Joint				28		32					
	1983.09- 1988.01	MT/AT		R	All-wheel Drive Estate Engine KG/JY	803004	Outer Joint		26	25	56.5	84.5	61.5	O				
	1983.09- 1988.01	MT/AT		R	All-wheel Drive Estate Engine KG/JY	803006	Outer Joint	96T	26	25	56.5	84.5	61.5	O				
2.2 20V Turbo Quattro (162 kW)	1989.07- 1990.12				All-wheel Drive Estate Engine 3B	603001	Inner Joint				28		32					
	1989.07- 1990.12	MT/AT		R	All-wheel Drive Estate Engine 3B	803014	Outer Joint	45T	38	25	59.5	34.5	61	O				
	1989.07- 1990.12	MT			All-wheel Drive Estate Engine 3B	803106	Outer Joint	45T	38	28	59.6	34.5	66.5	O				
2.2 Turbo (121 kW)	1985.08- 1991.09	MT/AT		F	Estate Engine MC	603001	Inner Joint				28		32					
	1985.08- 1991.09	MT		F	Estate Engine MC	803106	Outer Joint	45T	38	28	59.6	34.5	66.5	O				
2.2 Turbo Quattro (121 kW)	1983.09- 1990.12				All-wheel Drive Estate Engine MC	603001	Inner Joint				28		32					
	1983.09- 1990.12	MT/AT		R	All-wheel Drive Estate Engine MC	803014	Outer Joint	45T	38	25	59.5	34.5	61	O				
2.2 Turbo Quattro (147 kW)	1983.09- 1990.12	MT			All-wheel Drive Estate Engine MC	803106	Outer Joint	45T	38	28	59.6	34.5	66.5	O				
	1988.02- 1991.12				All-wheel Drive Estate Engine 1B	603001	Inner Joint				28		32					
	1988.02- 1991.12	MT/AT		R	All-wheel Drive Estate Engine 1B	803014	Outer Joint	45T	38	25	59.5	34.5	61	O				
1988.02- 1991.12	MT			All-wheel Drive Estate Engine 1B	803106	Outer Joint	45T	38	28	59.6	34.5	66.5	O					
80 (80, 82, B1)																		
1.3 (44 kW)	1972.05- 1978.07			F	Saloon Engine ZF	603008	Inner Joint				33		32					
	1972.05- 1978.07	MT		F	Saloon Engine ZF	603004	Inner Joint				33		32					
	1972.05- 1978.07			F	Saloon Engine ZF	803038	Outer Joint		22	30	51	78.7	51.1	O				
1.6 (63 kW)	1975.09- 1978.07			F	Saloon Engine YP	603008	Inner Joint				33		32					
	1975.09- 1978.07			F	Saloon Engine YP	803038	Outer Joint		22	30	51	78.7	51.1	O				
1.6 GT (74 kW)	1973.09- 1976.07			F	Saloon Engine XX	603008	Inner Joint				33		32					
	1973.09- 1976.07			F	Saloon Engine XX	803038	Outer Joint		22	30	51	78.7	51.1	O				
1.6 GTE (81 kW)	1976.01- 1978.07			F	Saloon Engine YS	603008	Inner Joint				33		32					
	1976.01- 1978.07			F	Saloon Engine YS	803038	Outer Joint		22	30	51	78.7	51.1	O				
80 (81, 85, B2)																		
1.3 (40 kW)	1978.09- 1981.07	MT		F	Saloon Engine FY	603008	Inner Joint				33		32					
	1978.09- 1981.07	MT		F	Saloon Engine FY	803038	Outer Joint		22	30	51	78.7	51.1	O				
	1978.09- 1981.07	MT		F	Saloon Engine FY	803007	Outer Joint		22	30	51	78.7	51.1	I				
1.3 (44 kW)	1978.09- 1981.07	MT		F	Saloon Engine FZ	603008	Inner Joint				33		32					
	1978.09- 1986.07	MT		F	Saloon Engine EP	603008	Inner Joint				33		32					
	1978.09- 1986.07	MT		F	Saloon Engine EP	803038	Outer Joint		22	30	51	78.7	51.1	O				
1978.09- 1986.07	MT		F	Saloon Engine EP	803007	Outer Joint		22	30	51	78.7	51.1	I					
1.6 (54 kW)	1986.02- 1986.07	MT/AT		F	Saloon Engine SA	603004	Inner Joint				33		32					
	1986.02- 1986.07	MT/AT		F	Saloon Engine SA	803007	Outer Joint		22	30	51	78.7	51.1	I				
1.6 (55 kW)	1978.08- 1986.07	MT/AT		F	Saloon Engine WV/YN	603008	Inner Joint				33		32					
	1978.08- 1986.07	MT/AT		F	Saloon Engine DT	603004	Inner Joint				33		32					
	1978.08- 1986.07	MT		F	Saloon Engine DT	803038	Outer Joint		22	30	51	78.7	51.1	O				
	1978.08- 1986.07	MT		F	Saloon Engine WV/YN	803038	Outer Joint		22	30	51	78.7	51.1	O				
	1978.08- 1986.07	MT&AT		F	Saloon Engine DT	803007	Outer Joint		22	30	51	78.7	51.1	I				
	1978.08- 1986.07	MT&AT		F	Saloon Engine WV/YN	803007	Outer Joint		22	30	51	78.7	51.1	I				
1.6 (63 kW)	1978.08- 1983.02	MT/AT		F	Saloon Engine YP	603008	Inner Joint				33		32					
	1978.08- 1983.02	MT		F	Saloon Engine YP	803038	Outer Joint		22	30	51	78.7	51.1	O				
	1978.08- 1983.02	MT&AT		F	Saloon Engine YP	803007	Outer Joint		22	30	51	78.7	51.1	I				
1.6 D (40 kW)	1980.08- 1986.08	MT/AT		F	Saloon Engine CR/JK	603008	Inner Joint				33		32					
	1980.08- 1986.08	MT/AT		F	Saloon Engine CR/JK	803038	Outer Joint		22	30	51	78.7	51.1	O				
	1980.08- 1986.08	MT/AT		F	Saloon Engine CR/JK	803007	Outer Joint		22	30	51	78.7	51.1	I				
1.6 GLE (81 kW)	1979.01- 1986.12	MT/AT		F	Saloon Engine YZ	603008	Inner Joint				33		32					
	1979.01- 1986.12	MT		F	Saloon Engine YZ	603004	Inner Joint				33		32					
	1979.01- 1986.12	MT		F	Saloon Engine YZ	803038	Outer Joint		22	30	51	78.7	51.1	O				
1.6 TD (51 kW)	1981.08- 1986.05	MT/AT		F	Saloon Engine CY	603008	Inner Joint				33		32					
	1981.08- 1986.05	MT/AT		F	Saloon Engine CY	803007	Outer Joint		22	30	51	78.7	51.1	I				





	 YEAR	TRANSM	L/R	F/R	REMARKS	GSP Ref.	 PRODUCT	 ABS	Technical Specifications									
									A	B	C	H	L	P				
AUDI																		
80 (81, 85, B2)																		
1.8 (65 kW)	1986.02- 1986.07			F	Saloon Engine SF	803026	Outer Joint	45T	33	30	53	31	62	I				
	1986.02- 1986.07	MT/AT		F	Saloon Engine SF	603008	Inner Joint				33		32					
	1986.02- 1986.07	MT/AT		F	Saloon Engine SF	803007	Outer Joint		22	30	51	78.7	51.1	I				
1.8 (66 kW)	1983.01- 1986.08	MT/AT		F	Saloon Engine DS	603008	Inner Joint				33		32					
	1983.01- 1986.08	MT/AT		F	Saloon Engine DS	803007	Outer Joint		22	30	51	78.7	51.1	I				
1.8 (68 kW)	1983.08- 1986.08	MT		F	Saloon Engine JN	803003	Outer Joint		26	28	56.5	84.5	66.5	O				
	1983.08- 1986.08	MT/AT		F	Saloon Engine JN	603004	Inner Joint				33		32					
	1983.08- 1986.08	MT/AT		F	Saloon Engine JN	803007	Outer Joint		22	30	51	78.7	51.1	I				
1.8 GTE (81 kW)	1985.08- 1986.07	MT		F	Saloon Engine PV	803003	Outer Joint		26	28	56.5	84.5	66.5	O				
1.8 GTE (82 kW)	1984.10- 1986.08	MT		F	Saloon Engine DZ	803003	Outer Joint		26	28	56.5	84.5	66.5	O				
1.8 GTE Quattro (81 kW)	1985.03- 1986.08	MT		R	All-wheel Drive Saloon Engine PV	603019	Inner Joint				33		32					
	1985.03- 1986.08				All-wheel Drive Saloon Engine PV	661007	Inner Joint				33		32					
	1985.03- 1986.08	MT		R	All-wheel Drive Saloon Engine PV	803003	Outer Joint		26	28	56.5	84.5	66.5	O				
	1985.03- 1986.08	MT		R	All-wheel Drive Saloon Engine PV	803004	Outer Joint		26	25	56.5	84.5	61.5	O				
	1985.03- 1986.08				All-wheel Drive Saloon Engine PV	648002	Inner Joint				28		32					
	1985.03- 1986.08	MT		R	All-wheel Drive Saloon Engine PV	803006	Outer Joint	96T	26	25	56.5	84.5	61.5	O				
1.8 GTE Quattro (82 kW)	1984.08- 1986.08	MT		R	All-wheel Drive Saloon Engine DZ	603019	Inner Joint				33		32					
	1984.08- 1986.08	MT		R	All-wheel Drive Saloon Engine DZ	803003	Outer Joint		26	28	56.5	84.5	66.5	O				
	1984.08- 1986.08	MT		R	All-wheel Drive Saloon Engine DZ	603001	Inner Joint				28		32					
	1984.08- 1986.08	MT		R	All-wheel Drive Saloon Engine DZ	803004	Outer Joint		26	25	56.5	84.5	61.5	O				
	1984.08- 1986.08	MT		R	All-wheel Drive Saloon Engine DZ	803006	Outer Joint	96T	26	25	56.5	84.5	61.5	O				
1.8 Quattro (66 kW)	1984.08- 1986.08	MT		R	All-wheel Drive Saloon Engine NE/JV	603019	Inner Joint				33		32					
	1984.08- 1986.08				All-wheel Drive Saloon Engine NE/JV	661007	Inner Joint				33		32					
	1984.08- 1986.08	MT		R	All-wheel Drive Saloon Engine NE/JV	803003	Outer Joint		26	28	56.5	84.5	66.5	O				
	1984.08- 1986.08	MT		R	All-wheel Drive Saloon Engine NE/JV	603001	Inner Joint				28		32					
	1984.08- 1986.08	MT		R	All-wheel Drive Saloon Engine NE/JV	803004	Outer Joint		26	25	56.5	84.5	61.5	O				
	1984.08- 1986.08				All-wheel Drive Saloon Engine NE/JV	648002	Inner Joint				28		32					
	1984.08- 1986.08	MT		R	All-wheel Drive Saloon Engine NE/JV	803006	Outer Joint	96T	26	25	56.5	84.5	61.5	O				
1.8 Quattro (68 kW)	1984.08- 1986.08	MT		F	All-wheel Drive Saloon Engine NE/JV	603003	Inner Joint				33		32					
	1985.08- 1986.08	MT		R	All-wheel Drive Saloon Engine JN	603019	Inner Joint				33		32					
	1985.08- 1986.08				All-wheel Drive Saloon Engine JN	661007	Inner Joint				33		32					
	1985.08- 1986.08	MT		R	All-wheel Drive Saloon Engine JN	803003	Outer Joint		26	28	56.5	84.5	66.5	O				
	1985.08- 1986.08	MT		R	All-wheel Drive Saloon Engine JN	803004	Outer Joint		26	25	56.5	84.5	61.5	O				
	1985.08- 1986.08				All-wheel Drive Saloon Engine JN	648002	Inner Joint				28		32					
1.9 CD-5S (85 kW)	1981.09- 1983.07	MT/AT		F	Saloon Engine WN	603008	Inner Joint				33		32					
	1981.09- 1983.07	MT/AT		F	Saloon Engine WN	803007	Outer Joint		22	30	51	78.7	51.1	I				
2.0 (85 kW)	1983.10- 1984.09	MT/AT		F	Saloon Engine JS	603003	Inner Joint				33		32					
80 (89, 89Q, 8A, B3)																		
1.6 (51 kW)	1987.08- 1991.09	MT		F	Saloon Engine PP	803023	Outer Joint	96T	22	30	51	78.7	51.1	I				
	1987.08- 1991.09	MT		F	Saloon Engine PP	603008	Inner Joint				33		32					
	1987.08- 1991.09	MT		F	Saloon Engine PP	803008	Outer Joint		33	30	53	30.5	51.5	I				
	1987.08- 1991.09	MT		F	Saloon Engine PP	803009	Outer Joint	45T	33	30	53	30.5	51.5	I				
	1987.08- 1991.09	MT		F	Saloon Engine PP	803007	Outer Joint		22	30	51	78.7	51.1	I				
1.6 (55 kW)	1986.09- 1991.08	MT		F	Saloon Engine RN	803023	Outer Joint	96T	22	30	51	78.7	51.1	I				
	1986.09- 1991.08	MT		F	Saloon Engine RN	603008	Inner Joint				33		32					
	1986.09- 1991.08	MT		F	Saloon Engine RN	803008	Outer Joint		33	30	53	30.5	51.5	I				
	1986.09- 1991.08	MT		F	Saloon Engine RN	803009	Outer Joint	45T	33	30	53	30.5	51.5	I				
1.6 (75 kW)	1990.08- 1991.10	MT/AT		F	Saloon Engine ABB	603014	Inner Joint				33		32					
	1990.08- 1991.10	MT	L	F	Saloon Engine ABB	203059	Drive Shaft				33		53	31	586			
	1990.08- 1991.10	MT	L	F	Saloon Engine ABB	203003	Drive Shaft	45T	33		53	31	586					
	1990.08- 1991.10	MT/AT		F	Saloon Engine ABB	803012	Outer Joint	45T	33	30	53	31	62	I				
	1990.08- 1991.10	MT/AT		F	Saloon Engine ABB	803051	Outer Joint		33	30	53	30	61	I				
1.6 D (40 kW)	1986.09- 1991.08	MT		F	Saloon Engine JK	603020	Inner Joint				33		32					
	1986.09- 1991.08	MT/AT		F	Saloon Engine JK	603008	Inner Joint				33		32					
	1986.09- 1991.08				Saloon Engine JK	648002	Inner Joint				28		32					
	1986.09- 1991.08	MT		F	Saloon Engine JK	803008	Outer Joint		33	30	53	30.5	51.5	I				
	1986.09- 1991.08	MT&AT		F	Saloon Engine JK	803007	Outer Joint		22	30	51	78.7	51.1	I				





	 YEAR	TRANSM	L/R	F/R	REMARKS	GSP Ref.	 PRODUCT	 ABS	Technical Specifications									
									A	B	C	H	L	P				
AUDI 80 (89, 89Q, 8A, B3)																		
1.6 TD (59 kW)	1986.09- 1991.08	MT		F	Saloon Engine RA/SB	603020	Inner Joint			33		32						
	1986.09- 1991.08			F	Saloon Engine RA/SB	803026	Outer Joint	45T	33	30	53	31	62	I				
	1986.09- 1991.08	AT		F	Saloon Engine RA/SB	603014	Inner Joint			33		32						
	1986.09- 1991.08	MT		F	Saloon Engine RA/SB	803008	Outer Joint		33	30	53	30.5	51.5	I				
	1986.09- 1991.08	AT		F	Saloon Engine RA/SB	803012	Outer Joint	45T	33	30	53	31	62	I				
	1986.09- 1991.08	MT		F	Saloon Engine RA/SB	803009	Outer Joint	45T	33	30	53	30.5	51.5	I				
	1986.09- 1991.08	AT		F	Saloon Engine RA/SB	803051	Outer Joint		33	30	53	30	61	I				
1.8 (55 kW)	1986.10- 1990.01	MT		F	Saloon Engine RU	603020	Inner Joint			33		32						
	1986.10- 1990.01			F	Saloon Engine RU	803026	Outer Joint	45T	33	30	53	31	62	I				
	1986.10- 1990.01			F	Saloon Engine RU	661007	Inner Joint			33		32						
	1986.10- 1990.01	MT		F	Saloon Engine RU	803023	Outer Joint	96T	22	30	51	78.7	51.1	I				
	1986.10- 1990.01	AT		F	Saloon Engine RU	803032	Outer Joint		22	30	51	78	61	I				
	1986.10- 1990.01	AT		F	Saloon Engine RU	803034	Outer Joint	96T	22	30	51	78	61	I				
	1986.10- 1990.01	AT		F	Saloon Engine RU	603014	Inner Joint			33		32						
	1986.10- 1990.01	MT/AT		F	Saloon Engine RU	603008	Inner Joint			33		32						
	1986.10- 1990.01	MT		F	Saloon Engine RU	803008	Outer Joint		33	30	53	30.5	51.5	I				
	1986.10- 1990.01	AT		F	Saloon Engine RU	803012	Outer Joint	45T	33	30	53	31	62	I				
	1986.10- 1990.01	MT		F	Saloon Engine RU	803009	Outer Joint	45T	33	30	53	30.5	51.5	I				
	1986.10- 1990.01	AT		F	Saloon Engine RU	803051	Outer Joint		33	30	53	30	61	I				
1986.10- 1990.01	MT		F	Saloon Engine RU	803007	Outer Joint		22	30	51	78.7	51.1	I					
1.8 (83 kW)	1986.09- 1988.07	MT/AT		F	Saloon Engine SD	803032	Outer Joint		22	30	51	78	61	I				
	1986.09- 1988.07	MT/AT		F	Saloon Engine SD	803034	Outer Joint	96T	22	30	51	78	61	I				
	1986.09- 1988.07	MT/AT		F	Saloon Engine SD	603014	Inner Joint			33		32						
	1986.09- 1988.07	MT	L	F	Saloon Engine SD	203059	Drive Shaft		33		53	31	586					
	1986.09- 1988.07	MT	L	F	Saloon Engine SD	203003	Drive Shaft	45T	33		53	31	586					
	1986.09- 1988.07	MT/AT		F	Saloon Engine SD	803012	Outer Joint	45T	33	30	53	31	62	I				
	1986.09- 1988.07	MT/AT		F	Saloon Engine SD	803051	Outer Joint		33	30	53	30	61	I				
1.8 E (82 kW)	1986.06- 1991.08			F	Saloon Engine DZ	803026	Outer Joint	45T	33	30	53	31	62	I				
	1986.06- 1991.08	MT		F	Saloon Engine DZ	803032	Outer Joint		22	30	51	78	61	I				
	1986.06- 1991.08	MT		F	Saloon Engine DZ	803034	Outer Joint	96T	22	30	51	78	61	I				
	1986.06- 1991.08	MT		F	Saloon Engine DZ	603014	Inner Joint			33		32						
	1986.06- 1991.08	MT	L	F	Saloon Engine DZ	203059	Drive Shaft		33		53	31	586					
	1986.06- 1991.08	MT	L	F	Saloon Engine DZ	203003	Drive Shaft	45T	33		53	31	586					
	1986.06- 1991.08	MT		F	Saloon Engine DZ	803012	Outer Joint	45T	33	30	53	31	62	I				
	1986.06- 1991.08	MT		F	Saloon Engine DZ	803051	Outer Joint		33	30	53	30	61	I				
1.8 E Quattro (82 kW)	1986.09- 1991.08				All-wheel Drive Saloon Engine DZ	661007	Inner Joint			33		32						
	1986.09- 1991.08	MT		F	All-wheel Drive Saloon Engine DZ	803032	Outer Joint		22	30	51	78	61	I				
	1986.09- 1991.08	MT		F	All-wheel Drive Saloon Engine DZ	803034	Outer Joint	96T	22	30	51	78	61	I				
	1986.09- 1991.08	MT		R	All-wheel Drive Saloon Engine DZ	803004	Outer Joint		26	25	56.5	84.5	61.5	O				
	1986.09- 1991.08	MT		R	All-wheel Drive Saloon Engine DZ	603008	Inner Joint			33		32						
	1986.09- 1991.08	MT	L	F	All-wheel Drive Saloon Engine DZ	203003	Drive Shaft	45T	33		53	31	586					
	1986.09- 1991.08				All-wheel Drive Saloon Engine DZ	648002	Inner Joint			28		32						
	1986.09- 1991.08	MT		R	All-wheel Drive Saloon Engine DZ	803006	Outer Joint	96T	26	25	56.5	84.5	61.5	O				
	1986.09- 1991.08	MT		F	All-wheel Drive Saloon Engine DZ	803012	Outer Joint	45T	33	30	53	31	62	I				
	1986.09- 1991.08	MT		F	All-wheel Drive Saloon Engine DZ	803009	Outer Joint	45T	33	30	53	30.5	51.5	I				
1986.09- 1991.08	MT		F	All-wheel Drive Saloon Engine DZ	603003	Inner Joint			33		32							
1.8 Quattro (83 kW)	1986.09- 1990.08	MT		R	All-wheel Drive Saloon Engine SD	603019	Inner Joint			33		32						
	1986.09- 1990.08				All-wheel Drive Saloon Engine SD	661007	Inner Joint			33		32						
	1986.09- 1990.08	MT		F	All-wheel Drive Saloon Engine SD	803032	Outer Joint		22	30	51	78	61	I				
	1986.09- 1990.08	MT		F	All-wheel Drive Saloon Engine SD	803034	Outer Joint	96T	22	30	51	78	61	I				
	1986.09- 1990.08	MT		R	All-wheel Drive Saloon Engine SD	803004	Outer Joint		26	25	56.5	84.5	61.5	O				
	1986.09- 1990.08	MT	L	F	All-wheel Drive Saloon Engine SD	203003	Drive Shaft	45T	33		53	31	586					
	1986.09- 1990.08	MT		R	All-wheel Drive Saloon Engine SD	803006	Outer Joint	96T	26	25	56.5	84.5	61.5	O				
	1986.09- 1990.08	MT		F	All-wheel Drive Saloon Engine SD	803012	Outer Joint	45T	33	30	53	31	62	I				
	1986.09- 1990.08	MT		F	All-wheel Drive Saloon Engine SD	803009	Outer Joint	45T	33	30	53	30.5	51.5	I				
1986.09- 1990.08	MT		F	All-wheel Drive Saloon Engine SD	603003	Inner Joint			33		32							
1.8 S (65 kW)	1986.09- 1990.12	MT		F	Saloon Engine SF	603020	Inner Joint			33		32						
	1986.09- 1990.12			F	Saloon Engine SF	803026	Outer Joint	45T	33	30	53	31	62	I				
	1986.09- 1990.12	MT		F	Saloon Engine SF	803023	Outer Joint	96T	22	30	51	78.7	51.1	I				
	1986.09- 1990.12	AT		F	Saloon Engine SF	803032	Outer Joint		22	30	51	78	61	I				
	1986.09- 1990.12	AT		F	Saloon Engine SF	803034	Outer Joint	96T	22	30	51	78	61	I				
	1986.09- 1990.12	AT		F	Saloon Engine SF	603014	Inner Joint			33		32						





	 YEAR	TRANSM	L/R	F/R	REMARKS	GSP Ref.	 PRODUCT	 ABS	Technical Specifications										
									A	B	C	H	L	P					
AUDI																			
80 (89, 89Q, 8A, B3)																			
1.8 S (65 kW)	1986.09- 1990.12	MT/AT		F	Saloon Engine SF	603008	Inner Joint			33			32						
	1986.09- 1990.12			F	Saloon Engine SF	648002	Inner Joint			28			32						
	1986.09- 1990.12	MT		F	Saloon Engine SF	803008	Outer Joint		33	30	53		30.5	51.5		I			
	1986.09- 1990.12	AT		F	Saloon Engine SF	803012	Outer Joint	45T	33	30	53		31	62		I			
	1986.09- 1990.12	MT		F	Saloon Engine SF	803009	Outer Joint	45T	33	30	53		30.5	51.5		I			
	1986.09- 1990.12	AT		F	Saloon Engine SF	803051	Outer Joint		33	30	53		30	61		I			
	1986.09- 1990.12	MT		F	Saloon Engine SF	803007	Outer Joint		22	30	51		78.7	51.1		I			
1.8 S (66 kW)	1986.09- 1991.10	MT		F	Saloon Engine JN/NE/PM	603020	Inner Joint			33			32						
	1986.09- 1991.10			F	Saloon Engine JN/NE/PM	803026	Outer Joint	45T	33	30	53		31	62		I			
	1986.09- 1991.10	MT		F	Saloon Engine JN/NE/PM	803023	Outer Joint	96T	22	30	51		78.7	51.1		I			
	1986.09- 1991.10	AT		F	Saloon Engine JN/NE/PM	803032	Outer Joint		22	30	51		78	61		I			
	1986.09- 1991.10	AT		F	Saloon Engine JN/NE/PM	803034	Outer Joint	96T	22	30	51		78	61		I			
	1986.09- 1991.10	AT		F	Saloon Engine JN/NE/PM	603014	Inner Joint			33			32						
	1986.09- 1991.10	MT		F	Saloon Engine JN/NE/PM	803008	Outer Joint		33	30	53		30.5	51.5		I			
	1986.09- 1991.10	AT		F	Saloon Engine JN/NE/PM	803012	Outer Joint	45T	33	30	53		31	62		I			
	1986.09- 1991.10	MT		F	Saloon Engine JN/NE/PM	803009	Outer Joint	45T	33	30	53		30.5	51.5		I			
	1986.09- 1991.10	AT		F	Saloon Engine JN/NE/PM	803007	Outer Joint		22	30	51		78.7	51.1		I			
1.8 S Quattro (65 kW)	1986.09- 1990.07	MT		R	All-wheel Drive Saloon Engine SF	603019	Inner Joint			33			32						
	1986.09- 1990.07				All-wheel Drive Saloon Engine SF	661007	Inner Joint			33			32						
	1986.09- 1990.07	MT		F	All-wheel Drive Saloon Engine SF	803032	Outer Joint		22	30	51		78	61		I			
	1986.09- 1990.07	MT		F	All-wheel Drive Saloon Engine SF	803034	Outer Joint	96T	22	30	51		78	61		I			
	1986.09- 1990.07	MT		R	All-wheel Drive Saloon Engine SF	803004	Outer Joint		26	25	56.5		84.5	61.5		O			
	1986.09- 1990.07	MT	L	F	All-wheel Drive Saloon Engine SF	203003	Drive Shaft	45T	33		53		31	586					
	1986.09- 1990.07	MT		R	All-wheel Drive Saloon Engine SF	803006	Outer Joint	96T	26	25	56.5		84.5	61.5		O			
	1986.09- 1990.07	MT		F	All-wheel Drive Saloon Engine SF	803012	Outer Joint	45T	33	30	53		31	62		I			
	1986.09- 1990.07	MT		F	All-wheel Drive Saloon Engine SF	803009	Outer Joint	45T	33	30	53		30.5	51.5		I			
1.8 S Quattro (66 kW)	1986.09- 1991.09				All-wheel Drive Saloon Engine JN/NE/PM	661007	Inner Joint			33			32						
	1986.09- 1991.09	MT		F	All-wheel Drive Saloon Engine JN/NE/PM	803032	Outer Joint		22	30	51		78	61		I			
	1986.09- 1991.09	MT		F	All-wheel Drive Saloon Engine JN/NE/PM	803034	Outer Joint	96T	22	30	51		78	61		I			
	1986.09- 1991.09	MT		R	All-wheel Drive Saloon Engine JN/NE/PM	603008	Inner Joint			33			32						
	1986.09- 1991.09	MT		R	All-wheel Drive Saloon Engine JN/NE/PM	803004	Outer Joint		26	25	56.5		84.5	61.5		O			
	1986.09- 1991.09	MT	L	F	All-wheel Drive Saloon Engine JN/NE/PM	203003	Drive Shaft	45T	33		53		31	586					
	1986.09- 1991.09	MT		R	All-wheel Drive Saloon Engine JN/NE/PM	803006	Outer Joint	96T	26	25	56.5		84.5	61.5		O			
	1986.09- 1991.09	MT		F	All-wheel Drive Saloon Engine JN/NE/PM	803012	Outer Joint	45T	33	30	53		31	62		I			
	1986.09- 1991.09	MT		F	All-wheel Drive Saloon Engine JN/NE/PM	803009	Outer Joint	45T	33	30	53		30.5	51.5		I			
1.9 D (50 kW)	1989.08- 1991.08	MT		F	Saloon Engine 1Y	603020	Inner Joint			33			32						
	1989.08- 1991.08	MT		F	Saloon Engine 1Y	803008	Outer Joint		33	30	53		30.5	51.5		I			
	1989.08- 1991.08	MT		F	Saloon Engine 1Y	803009	Outer Joint	45T	33	30	53		30.5	51.5		I			
2.0 (82 kW)	1990.10- 1991.08			F	Saloon Engine AAD	661007	Inner Joint			33			32						
	1990.10- 1991.08	AT		F	Saloon Engine AAD	603014	Inner Joint			33			32						
	1990.10- 1991.08	MT	L	F	Saloon Engine AAD	203059	Drive Shaft		33		53		31	586					
	1990.10- 1991.08	MT	L	F	Saloon Engine AAD	203003	Drive Shaft	45T	33		53		31	586					
	1990.10- 1991.08	MT&AT		F	Saloon Engine AAD	803012	Outer Joint	45T	33	30	53		31	62		I			
	1990.10- 1991.08	MT&AT		F	Saloon Engine AAD	803051	Outer Joint		33	30	53		30	61		I			
2.0 E (83 kW)	1988.08- 1990.10	MT&AT		F	Saloon Engine 3A	603014	Inner Joint			33			32						
	1988.08- 1990.10	MT	L	F	Saloon Engine 3A	203059	Drive Shaft		33		53		31	586					
	1988.08- 1990.10	MT	L	F	Saloon Engine 3A	203003	Drive Shaft	45T	33		53		31	586					
	1988.08- 1990.10	MT&AT		F	Saloon Engine 3A	803012	Outer Joint	45T	33	30	53		31	62		I			
2.0 E 16V (101 kW)	1990.03- 1991.09	MT		F	Saloon Engine 6A	603001	Inner Joint			28			32						
	1990.03- 1991.09			F	Saloon Engine 6A	648002	Inner Joint			28			32						
	1990.03- 1991.09	MT	R	F	Saloon Engine 6A	203044	Drive Shaft	45T	33		53		31	563					
	1990.03- 1991.09	MT		F	Saloon Engine 6A	803012	Outer Joint	45T	33	30	53		31	62		I			
	1990.03- 1991.09	MT		F	Saloon Engine 6A	803051	Outer Joint		33	30	53		30	61		I			
	1990.03- 1991.09				Saloon Engine 6A	603001	Inner Joint			28			32						
2.0 E 16V Quattro (101 kW)	1990.03- 1991.08				All-wheel Drive Saloon Engine 6A	661007	Inner Joint			33			32						
	1990.03- 1991.08	MT	L	F	All-wheel Drive Saloon Engine 6A	203003	Drive Shaft	45T	33		53		31	586					
	1990.03- 1991.08	MT			All-wheel Drive Saloon Engine 6A	803012	Outer Joint	45T	33	30	53		31	62		I			
	1990.03- 1991.08	MT		F/R	All-wheel Drive Saloon Engine 6A	603003	Inner Joint			33			32						





	 YEAR	TRANSM	L/R	F/R	REMARKS	GSP Ref.	 PRODUCT	 ABS	Technical Specifications										
									A	B	C	H	L	P					
AUDI																			
80 (89, 89Q, 8A, B3)																			
2.0 E Quattro (83 kW)	1988.08- 1990.09				All-wheel Drive Saloon Engine 3A	661007	Inner Joint				33			32					
	1988.08- 1990.09	MT		R	All-wheel Drive Saloon Engine 3A	603008	Inner Joint				33			32					
	1988.08- 1990.09	MT	L	F	All-wheel Drive Saloon Engine 3A	203003	Drive Shaft	45T	33		53	31	586						
	1988.08- 1990.09	MT			All-wheel Drive Saloon Engine 3A	803009	Outer Joint	45T	33	30	53	30.5	51.5		I				
	1988.08- 1990.09	MT			All-wheel Drive Saloon Engine 3A	803012	Outer Joint	45T	33	30	53	31	62		I				
2.0 Quattro (82 kW)	1988.08- 1990.07	MT		R	All-wheel Drive Saloon Engine 3A	603008	Inner Joint				33			32					
	1988.08- 1990.07	MT	L	F	All-wheel Drive Saloon Engine 3A	203003	Drive Shaft	45T	33		53	31	586						
	1988.08- 1990.07	MT			All-wheel Drive Saloon Engine 3A	803009	Outer Joint	45T	33	30	53	30.5	51.5		I				
	1988.08- 1990.07	MT			All-wheel Drive Saloon Engine 3A	803012	Outer Joint	45T	33	30	53	31	62		I				
	1988.08- 1990.07	MT		F	All-wheel Drive Saloon Engine 3A	603003	Inner Joint				33			32					
2.0 Quattro (85 kW)	1990.10- 1991.08				All-wheel Drive Saloon Engine AAD	661007	Inner Joint				33			32					
	1990.10- 1991.08	MT		R	All-wheel Drive Saloon Engine AAD	603008	Inner Joint				33			32					
	1990.10- 1991.08	MT	L	F	All-wheel Drive Saloon Engine AAD	203003	Drive Shaft	45T	33		53	31	586						
	1990.10- 1991.08	MT			All-wheel Drive Saloon Engine AAD	803009	Outer Joint	45T	33	30	53	30.5	51.5		I				
	1990.10- 1991.08	MT			All-wheel Drive Saloon Engine AAD	803012	Outer Joint	45T	33	30	53	31	62		I				
1990.10- 1991.08	MT		F	All-wheel Drive Saloon Engine AAD	603003	Inner Joint					33			32					
80 (8C, B4)																			
1.6 (52 kW)	1991.09- 1994.12			F	Saloon Engine ABM	803026	Outer Joint	45T	33	30	53	31	62		I				
	1991.09- 1994.12			F	Saloon Engine ABM	661007	Inner Joint				33			32					
	1991.09- 1994.12	MT		F	Saloon Engine ABM	603014	Inner Joint				33			32					
	1991.09- 1994.12	MT	L	F	Saloon Engine ABM	203059	Drive Shaft		33		53	31	586						
	1991.09- 1994.12	MT	L	F	Saloon Engine ABM	203003	Drive Shaft	45T	33		53	31	586						
	1991.09- 1994.12	MT		F	Saloon Engine ABM	803012	Outer Joint	45T	33	30	53	31	62		I				
	1991.09- 1994.12	MT		F	Saloon Engine ABM	803051	Outer Joint		33	30	53	30	61		I				
1.6 E (74 kW)	1993.06- 1994.12			F	Saloon Engine ADA	803026	Outer Joint	45T	33	30	53	31	62		I				
	1993.06- 1994.12			F	Saloon Engine ADA	661007	Inner Joint				33			32					
	1993.06- 1994.12	MT		F	Saloon Engine ADA	603014	Inner Joint				33			32					
	1993.06- 1994.12	MT	L	F	Saloon Engine ADA	203003	Drive Shaft	45T	33		53	31	586						
	1993.06- 1994.12	MT		F	Saloon Engine ADA	803012	Outer Joint	45T	33	30	53	31	62		I				
1.9 TD (55 kW)	1991.09- 1994.12	MT		F	Saloon Engine AAZ	603014	Inner Joint				33			32					
	1991.09- 1994.12	MT	L	F	Saloon Engine AAZ	203059	Drive Shaft		33		53	31	586						
	1991.09- 1994.12	MT	L	F	Saloon Engine AAZ	203003	Drive Shaft	45T	33		53	31	586						
	1991.09- 1994.12	MT/AT		F	Saloon Engine AAZ	803012	Outer Joint	45T	33	30	53	31	62		I				
	1991.09- 1994.12	MT/AT		F	Saloon Engine AAZ	803051	Outer Joint		33	30	53	30	61		I				
1.9 TDi (66 kW)	1991.09- 1994.12	MT		F	Saloon Engine 1Z	803012	Outer Joint	45T	33	30	53	31	62		I				
2.0 (66 kW)	1991.09- 1994.12	MT		F	Saloon Engine ABT	603014	Inner Joint				33			32					
	1991.09- 1994.12	MT	L	F	Saloon Engine ABT	203059	Drive Shaft		33		53	31	586						
	1991.09- 1994.12	MT	L	F	Saloon Engine ABT	203003	Drive Shaft	45T	33		53	31	586						
	1991.09- 1994.12	MT/4AT		F	Saloon Engine ABT	803012	Outer Joint	45T	33	30	53	31	62		I				
	1991.09- 1994.12	MT/4AT		F	Saloon Engine ABT	803051	Outer Joint		33	30	53	30	61		I				
2.0 E (85 kW)	1991.09- 1994.12			F	Saloon Engine ABK	661007	Inner Joint				33			32					
	1991.09- 1994.12	MT		F	Saloon Engine ABK	603014	Inner Joint				33			32					
	1991.09- 1994.12	MT	L	F	Saloon Engine ABK	203059	Drive Shaft		33		53	31	586						
	1991.09- 1994.12	MT	L	F	Saloon Engine ABK	203003	Drive Shaft	45T	33		53	31	586						
	1991.09- 1994.12	MT/4AT		F	Saloon Engine ABK	803012	Outer Joint	45T	33	30	53	31	62		I				
	1991.09- 1994.12	MT/4AT		F	Saloon Engine ABK	803051	Outer Joint		33	30	53	30	61		I				
2.0 E 16V (103 kW)	1992.08- 1994.12	MT		F	Saloon Engine ACE	603001	Inner Joint				28			32					
	1992.08- 1994.12	MT	R	F	Saloon Engine ACE	203044	Drive Shaft	45T	33		53	31	563						
	1992.08- 1994.12	MT/4AT		F	Saloon Engine ACE	803012	Outer Joint	45T	33	30	53	31	62		I				
	1992.08- 1994.12	MT/4AT		F	Saloon Engine ACE	803051	Outer Joint		33	30	53	30	61		I				
2.0 E 16V Quattro (103 kW)	1992.04- 1994.12	MT		F	All-wheel Drive Saloon Engine ACE	803016	Outer Joint	45T	38	30	59.5	34	61		I				
	1992.04- 1994.12				All-wheel Drive Saloon Engine ACE	661007	Inner Joint				33			32					
	1992.04- 1994.12	MT		R	All-wheel Drive Saloon Engine ACE	603008	Inner Joint				33			32					
	1992.04- 1994.12	MT	L	F	All-wheel Drive Saloon Engine ACE	203003	Drive Shaft	45T	33		53	31	586						
	1992.04- 1994.12	MT		R	All-wheel Drive Saloon Engine ACE	803026	Outer Joint	45T	33	30	53	31	62		I				
	1992.04- 1994.12	MT		R	All-wheel Drive Saloon Engine ACE	803009	Outer Joint	45T	33	30	53	30.5	51.5		I				
	1992.04- 1994.12	MT			All-wheel Drive Saloon Engine ACE	803012	Outer Joint	45T	33	30	53	31	62		I				
	1992.04- 1994.12	MT		R	All-wheel Drive Saloon Engine ACE	603011	Inner Joint				33			34					
1992.04- 1994.12	MT		F	All-wheel Drive Saloon Engine ACE	603003	Inner Joint				33			32						
2.0 E Quattro (85 kW)	1991.09- 1994.12	MT		F	All-wheel Drive Saloon Engine ABK	803016	Outer Joint	45T	38	30	59.5	34	61		I				
	1991.09- 1994.12	MT		R	All-wheel Drive Saloon Engine ABK	603008	Inner Joint				33			32					





	 YEAR	TRANSM	L/R	F/R	REMARKS	GSP Ref.	 PRODUCT	 ABS	Technical Specifications								
									A	B	C	H	L	P			
AUDI																	
80 (8C, B4)																	
2.0 E Quattro (85 kW)	1991.09- 1994.12	MT	L	F	All-wheel Drive Saloon Engine ABK	203003	Drive Shaft	45T	33		53	31	586				
	1991.09- 1994.12	MT		R	All-wheel Drive Saloon Engine ABK	803026	Outer Joint	45T	33	30	53	31	62	I			
	1991.09- 1994.12	MT		R	All-wheel Drive Saloon Engine ABK	803009	Outer Joint	45T	33	30	53	30.5	51.5	I			
	1991.09- 1994.12	MT			All-wheel Drive Saloon Engine ABK	803012	Outer Joint	45T	33	30	53	31	62	I			
	1991.09- 1994.12	MT		R	All-wheel Drive Saloon Engine ABK	603011	Inner Joint				33		34				
2.2 S2 Quattro (169 kW)	1993.02- 1994.12	MT		F/R	All-wheel Drive Saloon Engine ABY	603001	Inner Joint			28		32					
	1993.02- 1994.12	MT		F	All-wheel Drive Saloon Engine ABY	803017	Outer Joint	45T	38	27	59.5	34.5	68.5	I			
	1993.02- 1994.12	MT/AT		R	All-wheel Drive Saloon Engine ABY	803014	Outer Joint	45T	38	25	59.5	34.5	61	O			
2.3 E (98 kW)	1991.09- 1994.12	MT		F	Saloon Engine NG	603001	Inner Joint			28		32					
	1991.09- 1994.12	MT	R	F	Saloon Engine NG	203044	Drive Shaft	45T	33		53	31	563				
	1991.09- 1994.12	MT/4AT		F	Saloon Engine NG	803012	Outer Joint	45T	33	30	53	31	62	I			
	1991.09- 1994.12	MT/4AT		F	Saloon Engine NG	803051	Outer Joint		33	30	53	30	61	I			
2.3 E Quattro (98 kW)	1991.09- 1994.12	MT		F	All-wheel Drive Saloon Engine NG	803016	Outer Joint	45T	38	30	59.5	34	61	I			
	1991.09- 1994.12			F	All-wheel Drive Saloon Engine NG	803026	Outer Joint	45T	33	30	53	31	62	I			
	1991.09- 1994.12				All-wheel Drive Saloon Engine NG	661007	Inner Joint			33		32					
	1991.09- 1994.12	MT		R	All-wheel Drive Saloon Engine NG	603008	Inner Joint			33		32					
	1991.09- 1994.12	MT	L	F	All-wheel Drive Saloon Engine NG	203003	Drive Shaft	45T	33		53	31	586				
	1991.09- 1994.12	MT		R	All-wheel Drive Saloon Engine NG	803026	Outer Joint	45T	33	30	53	31	62	I			
	1991.09- 1994.12	MT		R	All-wheel Drive Saloon Engine NG	803009	Outer Joint	45T	33	30	53	30.5	51.5	I			
	1991.09- 1994.12	MT			All-wheel Drive Saloon Engine NG	803012	Outer Joint	45T	33	30	53	31	62	I			
	1991.09- 1994.12	MT		R	All-wheel Drive Saloon Engine NG	603011	Inner Joint			33		34					
2.6 (110 kW)	1992.07- 1994.12	MT/AT		F	Saloon Engine ABC	803017	Outer Joint	45T	38	27	59.5	34.5	68.5	I			
	1992.06- 1994.12	MT		F	All-wheel Drive Saloon Engine ABC	803016	Outer Joint	45T	38	30	59.5	34	61	I			
2.6 Quattro (110 kW)	1992.06- 1994.12				All-wheel Drive Saloon Engine ABC	661007	Inner Joint			33		32					
	1992.06- 1994.12	MT		R	All-wheel Drive Saloon Engine ABC	803026	Outer Joint	45T	33	30	53	31	62	I			
	1992.06- 1994.12	MT		R	All-wheel Drive Saloon Engine ABC	603011	Inner Joint			33		34					
	1992.06- 1994.12	MT		F	All-wheel Drive Saloon Engine ABC	603003	Inner Joint			33		32					
	1992.06- 1994.12	MT		F	All-wheel Drive Saloon Engine ABC	603003	Inner Joint			33		32					
2.8 (128 kW)	1991.09- 1994.12	MT/AT		F	Saloon Engine AAH	803017	Outer Joint	45T	38	27	59.5	34.5	68.5	I			
2.8 Quattro (128 kW)	1991.09- 1994.12	MT		F	All-wheel Drive Saloon Engine AAH	803016	Outer Joint	45T	38	30	59.5	34	61	I			
	1991.09- 1994.12				All-wheel Drive Saloon Engine AAH	661007	Inner Joint			33		32					
	1991.09- 1994.12	MT		R	All-wheel Drive Saloon Engine AAH	803026	Outer Joint	45T	33	30	53	31	62	I			
	1991.09- 1994.12	MT		R	All-wheel Drive Saloon Engine AAH	603011	Inner Joint			33		34					
	1991.09- 1994.12	MT		F	All-wheel Drive Saloon Engine AAH	603003	Inner Joint			33		32					
80 AVANT (8C, B4)																	
1.6 E (74 kW)	1993.06- 1996.01			F	Estate Engine ADA	803026	Outer Joint	45T	33	30	53	31	62	I			
	1993.06- 1996.01	MT		F	Estate Engine ADA	603014	Inner Joint			33		32					
	1993.06- 1996.01	MT	L	F	Estate Engine ADA	203003	Drive Shaft	45T	33		53	31	586				
	1993.06- 1996.01	MT		F	Estate Engine ADA	803012	Outer Joint	45T	33	30	53	31	62	I			
1.9 TDi (66 kW)	1992.07- 1996.01	MT		F	Estate Engine 1Z	803012	Outer Joint	45T	33	30	53	31	62	I			
2.0 (66 kW)	1992.07- 1996.01	MT		F	Estate Engine ABT	603014	Inner Joint			33		32					
	1992.07- 1996.01	MT	L	F	Estate Engine ABT	203059	Drive Shaft		33		53	31	586				
	1992.07- 1996.01	MT	L	F	Estate Engine ABT	203003	Drive Shaft	45T	33		53	31	586				
	1992.07- 1996.01	MT&4AT		F	Estate Engine ABT	803012	Outer Joint	45T	33	30	53	31	62	I			
	1992.07- 1996.01	MT&4AT		F	Estate Engine ABT	803051	Outer Joint		33	30	53	30	61	I			
2.0 E (85 kW)	1992.07- 1996.01			F	Estate Engine ABK	661007	Inner Joint			33		32					
	1992.07- 1996.01	MT		F	Estate Engine ABK	603014	Inner Joint			33		32					
	1992.07- 1996.01	MT	L	F	Estate Engine ABK	203059	Drive Shaft		33		53	31	586				
	1992.07- 1996.01	MT		R	Estate Engine ABK	603008	Inner Joint			33		32					
	1992.07- 1996.01	MT	L	F	Estate Engine ABK	203003	Drive Shaft	45T	33		53	31	586				
	1992.07- 1996.01	MT&4AT		F	Estate Engine ABK	803012	Outer Joint	45T	33	30	53	31	62	I			
	1992.07- 1996.01	MT&4AT		F	Estate Engine ABK	803051	Outer Joint		33	30	53	30	61	I			
2.0 E 16V (103 kW)	1993.02- 1996.01	MT		F	Estate Engine ACE	603001	Inner Joint			28		32					
	1993.02- 1996.01			F	Estate Engine ACE	648002	Inner Joint			28		32					
	1993.02- 1996.01	MT	R	F	Estate Engine ACE	203044	Drive Shaft	45T	33		53	31	563				
	1993.02- 1996.01	MT/4AT		F	Estate Engine ACE	803012	Outer Joint	45T	33	30	53	31	62	I			
	1993.02- 1996.01	MT/4AT		F	Estate Engine ACE	803051	Outer Joint		33	30	53	30	61	I			
2.0 E 16V Quattro (103 kW)	1992.12- 1995.07	MT		F	All-wheel Drive Estate Engine ACE	803016	Outer Joint	45T	38	30	59.5	34	61	I			
	1992.12- 1995.07	MT		R	All-wheel Drive Estate Engine ACE	603002	Inner Joint			33		32					
	1992.12- 1995.07				All-wheel Drive Estate Engine ACE	661007	Inner Joint			33		32					
	1992.12- 1995.07	MT	L	F	All-wheel Drive Estate Engine ACE	203003	Drive Shaft	45T	33		53	31	586				





	 YEAR	TRANSM	L/R	F/R	REMARKS	GSP Ref.	 PRODUCT	 ABS	Technical Specifications							
									A	B	C	H	L	P		
AUDI																
80 AVANT (8C, B4)																
2.0 E 16V Quattro (103 kW)	1992.12- 1995.07	MT/AT		R	All-wheel Drive Estate Engine ACE	803014	Outer Joint	45T	38	25	59.5	34.5	61	O		
	1992.12- 1995.07	MT			All-wheel Drive Estate Engine ACE	803012	Outer Joint	45T	33	30	53	31	62	I		
	1992.12- 1995.07	MT		F	All-wheel Drive Estate Engine ACE	603003	Inner Joint			33		32				
2.2 S2 Quattro (169 kW)	1993.02- 1995.07	MT		F/R	All-wheel Drive Estate Engine ABY	603001	Inner Joint			28		32				
	1993.02- 1995.07	MT		F	All-wheel Drive Estate Engine ABY	803017	Outer Joint	45T	38	27	59.5	34.5	68.5	I		
	1993.02- 1995.07	MT/AT		R	All-wheel Drive Estate Engine ABY	803014	Outer Joint	45T	38	25	59.5	34.5	61	O		
2.3 E (98 kW)	1992.07- 1996.01	MT		F	Estate Engine NG	603001	Inner Joint			28		32				
	1992.07- 1996.01			F	Estate Engine NG	648002	Inner Joint			28		32				
	1992.07- 1996.01	MT	R	F	Estate Engine NG	203044	Drive Shaft	45T	33		53	31	563			
	1992.07- 1996.01	MT/4AT		F	Estate Engine NG	803012	Outer Joint	45T	33	30	53	31	62	I		
	1992.07- 1996.01	MT/4AT		F	Estate Engine NG	803051	Outer Joint		33	30	53	30	61	I		
2.3 E Quattro (98 kW)	1991.09- 1994.11	MT		F	All-wheel Drive Estate Engine NG	803016	Outer Joint	45T	38	30	59.5	34	61	I		
	1991.09- 1994.11	MT		R	All-wheel Drive Estate Engine NG	603002	Inner Joint			33		32				
	1991.09- 1994.11	MT	L	F	All-wheel Drive Estate Engine NG	203003	Drive Shaft	45T	33		53	31	586			
	1991.09- 1994.11	MT/AT		R	All-wheel Drive Estate Engine NG	803014	Outer Joint	45T	38	25	59.5	34.5	61	O		
	1991.09- 1994.11	MT			All-wheel Drive Estate Engine NG	803012	Outer Joint	45T	33	30	53	31	62	I		
2.6 (110 kW)	1992.07- 1996.01	MT/AT		F	Estate Engine ABC	803017	Outer Joint	45T	38	27	59.5	34.5	68.5	I		
	1992.07- 1995.07	MT		F	All-wheel Drive Estate Engine ABC	803016	Outer Joint	45T	38	30	59.5	34	61	I		
	1992.07- 1995.07	MT		R	All-wheel Drive Estate Engine ABC	603002	Inner Joint			33		32				
2.6 Quattro (110 kW)	1992.07- 1995.07	MT/AT		R	All-wheel Drive Estate Engine ABC	803014	Outer Joint	45T	38	25	59.5	34.5	61	O		
	1992.07- 1995.07	MT		F	All-wheel Drive Estate Engine ABC	603003	Inner Joint			33		32				
	1992.07- 1995.07	MT/AT		F	All-wheel Drive Estate Engine ABC	803014	Outer Joint	45T	38	25	59.5	34.5	61	O		
2.8 (128 kW)	1991.09- 1996.01	MT/AT		F	Estate Engine AAH	803017	Outer Joint	45T	38	27	59.5	34.5	68.5	I		
2.8 Quattro (128 kW)	1992.08- 1995.07	MT		F	All-wheel Drive Estate Engine AAH	803016	Outer Joint	45T	38	30	59.5	34	61	I		
	1992.08- 1995.07	MT		R	All-wheel Drive Estate Engine AAH	603002	Inner Joint			33		32				
	1992.08- 1995.07	MT/AT		R	All-wheel Drive Estate Engine AAH	803014	Outer Joint	45T	38	25	59.5	34.5	61	O		
	1992.08- 1995.07	MT		F	All-wheel Drive Estate Engine AAH	603003	Inner Joint			33		32				
90 (81, 85, B2)																
2.0 (83 kW)	1986.03- 1987.03			F	Saloon Engine SK	661007	Inner Joint			33		32				
	1986.03- 1987.03	MT/AT		F	Saloon Engine SK	603003	Inner Joint			33		32				
2.0 (85 kW)	1984.10- 1987.03			F	Saloon Engine HP/JS	661007	Inner Joint			33		32				
	1984.10- 1987.03	MT/AT		F	Saloon Engine HP/JS	603003	Inner Joint			33		32				
2.2 (100 kW)	1984.10- 1987.03	MT/AT		F	Saloon Engine KV	603001	Inner Joint			28		32				
	1984.10- 1987.03			F	Saloon Engine KV	648002	Inner Joint			28		32				
	1984.10- 1987.03	MT/AT		F	Saloon Engine KV	803031	Outer Joint		22	25	51	78	61	O		
	1984.10- 1987.03	MT/AT		F	Saloon Engine KV	803029	Outer Joint	96T	22	25	51	78	61	O		
2.2 (85 kW)	1985.01- 1987.03			F	Saloon Engine KX	661007	Inner Joint			33		32				
	1985.01- 1987.03	MT/AT		F	Saloon Engine KX	603003	Inner Joint			33		32				
2.2 E Quattro (100 kW)	1984.11- 1987.03	MT		R	All-wheel Drive Saloon Engine KV	803004	Outer Joint		26	25	56.5	84.5	61.5	O		
	1984.11- 1987.03	MT		R	All-wheel Drive Saloon Engine KV	803006	Outer Joint	96T	26	25	56.5	84.5	61.5	O		
90 (89, 89Q, 8A, B3)																
1.6 TD (59 kW)	1987.04- 1991.09	MT		F	Saloon Engine RA/SB	603020	Inner Joint			33		32				
	1987.04- 1991.09			F	Saloon Engine RA/SB	803026	Outer Joint	45T	33	30	53	31	62	I		
	1987.04- 1991.09	AT		F	Saloon Engine RA/SB	603014	Inner Joint			33		32				
	1987.04- 1991.09	MT		F	Saloon Engine RA/SB	803008	Outer Joint		33	30	53	30.5	51.5	I		
	1987.04- 1991.09	AT		F	Saloon Engine RA/SB	803012	Outer Joint	45T	33	30	53	31	62	I		
	1987.04- 1991.09	AT		F	Saloon Engine RA/SB	803051	Outer Joint		33	30	53	30	61	I		
2.0 (85 kW)	1988.07- 1991.09	MT&AT		F	Saloon Engine PS	603014	Inner Joint			33		32				
	1988.07- 1991.09	MT	L	F	Saloon Engine PS	203059	Drive Shaft		33		53	31	586			
	1988.07- 1991.09	MT	L	F	Saloon Engine PS	203003	Drive Shaft	45T	33		53	31	586			
	1988.07- 1991.09	MT&AT		F	Saloon Engine PS	803012	Outer Joint	45T	33	30	53	31	62	I		
	1988.07- 1991.09	MT&AT		F	Saloon Engine PS	803051	Outer Joint		33	30	53	30	61	I		
2.0 20V (118 kW)	1989.08- 1991.07	MT		F	Saloon Engine NM	603001	Inner Joint			28		32				
	1989.08- 1991.07	MT	R	F	Saloon Engine NM	203044	Drive Shaft	45T	33		53	31	563			
	1989.08- 1991.07	MT		F	Saloon Engine NM	803012	Outer Joint	45T	33	30	53	31	62	I		
	1989.08- 1991.07	MT		F	Saloon Engine NM	803051	Outer Joint		33	30	53	30	61	I		
2.2 E (100 kW)	1987.04- 1991.07			F	Saloon Engine KV	661007	Inner Joint			33		32				
	1987.04- 1991.07	MT/AT		F	Saloon Engine KV	803032	Outer Joint		22	30	51	78	61	I		
	1987.04- 1991.07	MT/AT		F	Saloon Engine KV	803034	Outer Joint	96T	22	30	51	78	61	I		
	1987.04- 1991.07	MT/AT		F	Saloon Engine KV	603001	Inner Joint			28		32				
	1987.04- 1991.07	MT	R	F	Saloon Engine KV	648002	Inner Joint			28		32				
1987.04- 1991.07	MT	R	F	Saloon Engine KV	203044	Drive Shaft	45T	33		53	31	563				





	 YEAR	TRANSM	L/R	F/R	REMARKS	GSP Ref.	 PRODUCT	 ABS	Technical Specifications									
									A	B	C	H	L	P				
AUDI																		
90 (89, 89Q, 8A, B3)																		
2.2 E (100 kW)	1987.04- 1991.07			F	Saloon Engine KV	803012	Outer Joint	45T	33	30	53	31	62	I				
	1987.04- 1991.07	MT/AT		F	Saloon Engine KV	803051	Outer Joint		33	30	53	30	61	I				
2.2 E Quattro (100 kW)	1987.04- 1991.09	MT		F	All-wheel Drive Saloon Engine KV	803032	Outer Joint		22	30	51	78	61	I				
	1987.04- 1991.09	MT	L	F	All-wheel Drive Saloon Engine KV	203059	Drive Shaft		33		53	31	586					
	1987.04- 1991.09	MT	R	R	All-wheel Drive Saloon Engine KV	603008	Inner Joint			33		32						
	1987.04- 1991.09	MT	L	F	All-wheel Drive Saloon Engine KV	203003	Drive Shaft	45T	33		53	31	586					
	1987.04- 1991.09	MT		R	All-wheel Drive Saloon Engine KV	803009	Outer Joint	45T	33	30	53	30.5	51.5	I				
	1987.04- 1991.09	MT		F/R	All-wheel Drive Saloon Engine KV	803012	Outer Joint	45T	33	30	53	31	62	I				
	1987.04- 1991.09	MT		F	All-wheel Drive Saloon Engine KV	803051	Outer Joint		33	30	53	30	61	I				
	1987.04- 1991.09	MT			All-wheel Drive Saloon Engine KV	603003	Inner Joint			33		32						
2.3 E (100 kW)	1987.04- 1991.07	MT/AT		F	Saloon Engine NG	803032	Outer Joint		22	30	51	78	61	I				
	1987.04- 1991.07	MT/AT		F	Saloon Engine NG	803034	Outer Joint	96T	22	30	51	78	61	I				
	1987.04- 1991.07	MT/AT		F	Saloon Engine NG	603001	Inner Joint			28		32						
	1987.04- 1991.07			F	Saloon Engine NG	648002	Inner Joint			28		32						
	1987.04- 1991.07	MT	R	F	Saloon Engine NG	203044	Drive Shaft	45T	33		53	31	563					
	1987.04- 1991.07			F	Saloon Engine NG	803012	Outer Joint	45T	33	30	53	31	62	I				
	1987.04- 1991.07	MT/AT		F	Saloon Engine NG	803051	Outer Joint		33	30	53	30	61	I				
2.3 E (98 kW)	1987.04- 1991.09	MT		F	Saloon Engine NG	603001	Inner Joint			28		32						
	1987.04- 1991.09			F	Saloon Engine NG	648002	Inner Joint			28		32						
	1987.04- 1991.09	MT	R	F	Saloon Engine NG	203044	Drive Shaft	45T	33		53	31	563					
	1987.04- 1991.09	MT/AT		F	Saloon Engine NG	803012	Outer Joint	45T	33	30	53	31	62	I				
	1987.04- 1991.09	MT/AT		F	Saloon Engine NG	803051	Outer Joint		33	30	53	30	61	I				
2.3 E 20V (123 kW)	1990.04- 1991.07	MT		F	Saloon Engine 7A	603001	Inner Joint			28		32						
	1990.04- 1991.07	MT		F	Saloon Engine 7A	803017	Outer Joint	45T	38	27	59.5	34.5	68.5	I				
2.3 E 20V (125 kW)	1988.08- 1991.07	MT		F	Saloon Engine 7A	603001	Inner Joint			28		32						
	1988.08- 1991.07			F	Saloon Engine 7A	648002	Inner Joint			28		32						
	1988.08- 1991.07	MT		F	Saloon Engine 7A	803017	Outer Joint	45T	38	27	59.5	34.5	68.5	I				
2.3 E 20V Quattro (125 kW)	1988.06- 1991.09	MT		F	All-wheel Drive Saloon Engine 7A	803016	Outer Joint	45T	38	30	59.5	34	61	I				
	1988.06- 1991.09				All-wheel Drive Saloon Engine 7A	661007	Inner Joint			33		32						
	1988.06- 1991.09	MT	R	R	All-wheel Drive Saloon Engine 7A	803012	Outer Joint	45T	33	30	53	31	62	I				
	1988.06- 1991.09	MT		F/R	All-wheel Drive Saloon Engine 7A	603003	Inner Joint			33		32						
2.3 E Quattro (100 kW)	1987.04- 1991.07				All-wheel Drive Saloon Engine NG	661007	Inner Joint			33		32						
	1987.04- 1991.07	MT		F	All-wheel Drive Saloon Engine NG	803032	Outer Joint		22	30	51	78	61	I				
	1987.04- 1991.07	MT	L	F	All-wheel Drive Saloon Engine NG	203059	Drive Shaft		33		53	31	586					
	1987.04- 1991.07	MT	R	R	All-wheel Drive Saloon Engine NG	603008	Inner Joint			33		32						
	1987.04- 1991.07	MT	L	F	All-wheel Drive Saloon Engine NG	203003	Drive Shaft	45T	33		53	31	586					
	1987.04- 1991.07	MT	R	R	All-wheel Drive Saloon Engine NG	803009	Outer Joint	45T	33	30	53	30.5	51.5	I				
	1987.04- 1991.07	MT		F/R	All-wheel Drive Saloon Engine NG	803012	Outer Joint	45T	33	30	53	31	62	I				
	1987.04- 1991.07	MT		F	All-wheel Drive Saloon Engine NG	803051	Outer Joint		33	30	53	30	61	I				
	1987.04- 1991.07	MT			All-wheel Drive Saloon Engine NG	603003	Inner Joint			33		32						
2.3 E Quattro (98 kW)	1987.04- 1991.09	MT	L	F	All-wheel Drive Saloon Engine NG	203003	Drive Shaft	45T	33		53	31	586					
	1987.04- 1991.09	MT	R	R	All-wheel Drive Saloon Engine NG	603004	Inner Joint			33		32						
	1987.04- 1991.09	MT	R	R	All-wheel Drive Saloon Engine NG	803009	Outer Joint	45T	33	30	53	30.5	51.5	I				
	1987.04- 1991.09	MT		F	All-wheel Drive Saloon Engine NG	803012	Outer Joint	45T	33	30	53	31	62	I				
	1987.04- 1991.09	MT		F	All-wheel Drive Saloon Engine NG	603003	Inner Joint			33		32						
A1 (8X1, 8XF)																		
1.2 TFSi (63 kW)	2010.05-	MT		F	Hatchback Engine CBZA	653002	Inner Joint			33		34						
	2010.05-			F	Hatchback Engine CBZA	803024	Outer Joint		36	30	50.75	59	54.5	I				
1.4 TFSi (90 kW)	2010.05-	MT		F	Hatchback Engine CAXA/CNVA	653002	Inner Joint			33		34						
	2010.05-			F	Hatchback Engine CAXA/CNVA	803024	Outer Joint		36	30	50.75	59	54.5	I				
1.6 TDi (77 kW)	2010.05-	MT		F	Hatchback Engine CAYC	653002	Inner Joint			33		34						
	2010.05-			F	Hatchback Engine CAYC	803024	Outer Joint		36	30	50.75	59	54.5	I				
A2 (8Z0)																		
1.2 TDi (45 kW)	2001.03- 2005.08			F	Hatchback Engine ANY	899268	Outer Joint		20	26	43	56	45	M				
1.4 (55 kW)	2000.02- 2005.08			F	Hatchback Engine AUA/BBY	803027	Outer Joint		36	30	50.7	58.5	47.5	I				
1.4 TDi (55 kW)	2000.02- 2005.08			F	Hatchback Engine AMF/BHC	803024	Outer Joint		36	30	50.75	59	54.5	I				
1.4 TDi (66 kW)	2003.09- 2004.12			F	Hatchback Engine ATL	803024	Outer Joint		36	30	50.75	59	54.5	I				
1.6 FSi (81 kW)	2002.05- 2005.08			F	Hatchback Engine BAD	803024	Outer Joint		36	30	50.75	59	54.5	I				
A3																		
1.6	1999.01- 2006.12	MT				653002	Inner Joint			33		34						
	1999.01- 2006.12	MT				803070	Outer Joint		36	30	53	78	60	I				
1.8	1999.01- 2006.12	MT				653002	Inner Joint			33		34						





	 YEAR	TRANSM	L/R	F/R	REMARKS	GSP Ref.	 PRODUCT	 ABS	Technical Specifications									
									A	B	C	H	L	P				
AUDI A3 (8L1)																		
1.6 (74 kW)	1996.09- 2003.05	MT	L	F	Hatchback Engine AEH/AKL/APF	261045	Drive Shaft		36		53	78.5	555					
	1996.09- 2003.05	MT		F	Hatchback Engine AEH/AKL/APF	803033	Outer Joint		36	30	53	78.5	51	I				
	1996.09- 2003.05	MT	R	F	Hatchback Engine AEH/AKL/APF	203046	Drive Shaft		36		53	78.5	822					
	1996.09- 2003.05	MT		F	Hatchback Engine AEH/AKL/APF	603008	Inner Joint			33		32						
1.6 (75 kW)	2000.08- 2003.05	MT	L	F	Hatchback Engine AVU/BFQ	261045	Drive Shaft		36		53	78.5	555					
	2000.08- 2003.05	MT		F	Hatchback Engine AVU/BFQ	803033	Outer Joint		36	30	53	78.5	51	I				
	2000.08- 2003.05	MT	R	F	Hatchback Engine AVU/BFQ	203046	Drive Shaft		36		53	78.5	822					
	2000.08- 2003.05	MT/AT		F	Hatchback Engine AVU/BFQ	603008	Inner Joint			33		32						
1.8 (92 kW)	1996.09- 2003.05	MT/AT		F	Hatchback Engine AGN/APG	803036	Outer Joint		36	30	53.2	77.5	61	I				
	1996.09- 2003.05	MT		F	Hatchback Engine AGN/APG	603011	Inner Joint			33		34						
1.8 S3 Quattro (154 kW)	1999.03- 2002.04		L	F	All-wheel Drive Hatchback Engine APY/AMK	261123	Drive Shaft		36		53	77.5	520					
	1999.03- 2002.04	MT/AT		F	All-wheel Drive Hatchback Engine APY/AMK	803035	Outer Joint		36	27	53	77.5	65	I				
	1999.03- 2002.04	6MT		R	All-wheel Drive Hatchback Engine APY/AMK	603011	Inner Joint			33		34						
1.8 S3 Quattro (165 kW)	2001.10- 2003.05	6MT		R	All-wheel Drive Hatchback Engine BAM	603011	Inner Joint			33		34						
1.8 T (110 kW)	1996.12- 2003.05	MT/AT		F	Hatchback Engine AGU/AQA/ARZ/AUM	803036	Outer Joint		36	30	53.2	77.5	61	I				
	1996.12- 2003.05	MT		F	Hatchback Engine AGU/AQA/ARZ/AUM	603011	Inner Joint			33		34						
1.8 T (132 kW)	1998.12- 2003.05	AT		F	Hatchback Engine AJQ/APP/ARY/AUQ	803035	Outer Joint		36	27	53	77.5	65	I				
1.8 T Quattro (110 kW)	1996.12- 2003.05				All-wheel Drive Hatchback Engine AGU/AQA/ARX	803036	Outer Joint		36	30	53.2	77.5	61	I				
	1996.12- 2003.05	MT		F	All-wheel Drive Hatchback Engine AGU/AQA/ARX	603011	Inner Joint			33		34						
1.8 T Quattro (132 kW)	1998.10- 2003.05	MT	L	F	All-wheel Drive Hatchback Engine AJQ/ARY	261123	Drive Shaft		36		53	77.5	520					
	1998.10- 2003.05	MT/AT		F	All-wheel Drive Hatchback Engine AJQ/ARY	803035	Outer Joint		36	27	53	77.5	65	I				
	1998.10- 2003.05			R	All-wheel Drive Hatchback Engine AJQ/ARY	603011	Inner Joint			33		34						
1.9 TDi (66 kW)	1996.09- 2001.07	MT	L	F	Hatchback Engine AGR/ALH	203006	Drive Shaft		36		53.2	77.5	557					
	1996.09- 2001.07	MT		F	Hatchback Engine AGR/ALH	603009	Inner Joint			33		34						
	1996.09- 2001.07	MT	R	F	Hatchback Engine AGR/ALH	203004	Drive Shaft		36		53.2	77.5	822					
	1996.09- 2001.07	MT/AT		F	Hatchback Engine AGR/ALH	803036	Outer Joint		36	30	53.2	77.5	61	I				
1.9 TDi (74 kW)	2000.10- 2003.05	MT	L	F	Hatchback Engine ATD/AXR	203006	Drive Shaft		36		53.2	77.5	557					
	2000.10- 2003.05	MT	R	F	Hatchback Engine ATD/AXR	203004	Drive Shaft		36		53.2	77.5	822					
	2000.10- 2003.05	AT		F	Hatchback Engine ATD/AXR	803035	Outer Joint		36	27	53	77.5	65	I				
	2000.10- 2003.05	MT/AT		F	Hatchback Engine ATD/AXR	803036	Outer Joint		36	30	53.2	77.5	61	I				
	2000.10- 2003.05	MT		F	Hatchback Engine ATD/AXR	603011	Inner Joint			33		34						
1.9 TDi (81 kW)	1997.08- 2001.07	MT	L	F	Hatchback Engine AHF/ASV	203006	Drive Shaft		36		53.2	77.5	557					
	1997.08- 2001.07	MT		F	Hatchback Engine AHF/ASV	603009	Inner Joint			33		34						
	1997.08- 2001.07	MT	R	F	Hatchback Engine AHF/ASV	203004	Drive Shaft		36		53.2	77.5	822					
	1997.08- 2001.07	MT/AT		F	Hatchback Engine AHF/ASV	803036	Outer Joint		36	30	53.2	77.5	61	I				
1.9 TDi (96 kW)	2000.08- 2003.05	MT/AT		F	Hatchback Engine ASZ	803035	Outer Joint		36	27	53	77.5	65	I				
1.9 TDi Quattro (96 kW)	2000.08- 2003.05		L	F	All-wheel Drive Hatchback Engine ASZ	261123	Drive Shaft		36		53	77.5	520					
	2000.08- 2003.05	MT/AT		F	All-wheel Drive Hatchback Engine ASZ	803035	Outer Joint		36	27	53	77.5	65	I				
	2000.08- 2003.05			R	All-wheel Drive Hatchback Engine ASZ	603011	Inner Joint			33		34						
A3 (8P1)																		
1.4 TFSi (92 kW)	2007.09- 2012.08	AT		F	Hatchback Engine CAXC/CMSA	803002	Outer Joint		36	27	59.5	40	66	I				
	2007.09- 2012.08	MT		F	Hatchback Engine CAXC/CMSA	603011	Inner Joint			33		34						
1.6 (75 kW)	2003.05- 2012.08	6AT		F	Hatchback Engine BGU/BSE/BSF/CCSA/CMXA	661011	Inner Joint		26	32	31	68.5	85					
	2003.05- 2012.08	MT	L	F	Hatchback Engine BGU/BSE/BSF/CCSA/CMXA	261097	Drive Shaft		36		59.5	40.5	543					
	2003.05- 2012.08	MT	R	F	Hatchback Engine BGU/BSE/BSF/CCSA/CMXA	261096	Drive Shaft		36		59.5	40.5	799					
	2003.05- 2012.08	6AT	L	F	Hatchback Engine BGU/BSE/BSF/CCSA/CMXA	261093	Drive Shaft		36	26	59.5	40.5	587.5					
	2003.05- 2012.08	6AT	L	F	Hatchback Engine BGU/BSE/BSF/CCSA/CMXA	203318	Drive Shaft		36	26	59.5	38	581					
	2003.05- 2012.08			F	Hatchback Engine BGU/BSE/BSF/CCSA/CMXA	803037	Outer Joint		36	30	59.5	40.5	55	I				
	2003.05- 2012.08	MT	L	F	Hatchback Engine BGU/BSE/BSF/CCSA/CMXA	203320	Drive Shaft		36		59.5	40	546					
	2003.05- 2012.08	6AT	R	F	Hatchback Engine BGU/BSE/BSF/CCSA/CMXA	261094	Drive Shaft		36	26	59.5	40.5	884					
	2003.05- 2012.08	MT		F	Hatchback Engine BGU/BSE/BSF/CCSA/CMXA	603011	Inner Joint			33		34						
1.6 FSi (85 kW)	2003.08- 2007.04	6MT	R	F	Hatchback Engine BAG/BLF/BLP	261211	Drive Shaft		36		59.5	40.5	784					
	2003.08- 2007.04	6MT	L	F	Hatchback Engine BAG/BLF/BLP	203319	Drive Shaft		36		59.5	38	557					
	2003.08- 2007.04			F	Hatchback Engine BAG/BLF/BLP	803037	Outer Joint		36	30	59.5	40.5	55	I				
	2003.08- 2007.04	MT		F	Hatchback Engine BAG/BLF/BLP	603011	Inner Joint			33		34						
1.6 TDi (66 kW)	2009.05- 2012.08	MT		F	Hatchback Engine CAYB	653002	Inner Joint			33		34						
	2009.05- 2012.08		L	F	Hatchback Engine CAYB	203294	Drive Shaft		36		59.5	38	519					
	2009.05- 2012.08		R	F	Hatchback Engine CAYB	261042	Drive Shaft		36		59.5	40.5	814					
	2009.05- 2012.08			F	Hatchback Engine CAYB	803037	Outer Joint		36	30	59.5	40.5	55	I				
1.6 TDi (77 kW)	2009.05- 2012.08	MT	L	F	Hatchback Engine CAYC	203294	Drive Shaft		36		59.5	38	519					
	2009.05- 2012.08	MT		F	Hatchback Engine CAYC	653002	Inner Joint			33		34						
	2009.05- 2012.08	MT	R	F	Hatchback Engine CAYC	261042	Drive Shaft		36		59.5	40.5	814					





	 YEAR	TRANSM	L/R	F/R	REMARKS	GSP Ref.	 PRODUCT	 ABS	Technical Specifications									
									A	B	C	H	L	P				
AUDI A3 (8P1)																		
1.6 TDi (77 kW)	2009.05- 2012.08			F	Hatchback Engine CAYC	803037	Outer Joint		36	30	59.5	40.5	55	I				
1.8 TFSi (118 kW)	2006.11- 2012.08	AT	L	F	Hatchback Engine BYT/BZB/CDA	203295	Drive Shaft		36		59.5	40	491					
	2006.11- 2012.08	MT		F	Hatchback Engine BYT/BZB/CDA	803002	Outer Joint		36	27	59.5	40	66	I				
	2006.11- 2012.08	MT	R	F	Hatchback Engine BYT/BZB/CDA	203313	Drive Shaft		36		59.5	40	792					
1.8 TFSi Quattro (118 kW)	2008.07- 2012.08	MT			All-wheel Drive Hatchback Engine CDA	653002	Inner Joint			33		34						
	2008.07- 2012.08		R		All-wheel Drive Hatchback Engine CDA	203266	Drive Shaft		36		59.5	40	601					
	2008.07- 2012.08		L		All-wheel Drive Hatchback Engine CDA	203295	Drive Shaft		36		59.5	40	491					
	2008.07- 2012.08	MT&AT		F	All-wheel Drive Hatchback Engine CDA	803002	Outer Joint		36	27	59.5	40	66	I				
1.9 TDi (77 kW)	2003.05- 2007.04	6AT	L	F	Hatchback Engine BKC/BLS/BXE	254013	Drive Shaft		36		59.5	40	479.5					
	2003.05- 2007.04	MT	L	F	Hatchback Engine BKC/BLS/BXE	203294	Drive Shaft		36		59.5	38	519					
	2003.05- 2007.04	MT	R	F	Hatchback Engine BKC/BLS/BXE	261042	Drive Shaft		36		59.5	40.5	814					
	2003.05- 2007.04	AT	R	F	Hatchback Engine BKC/BLS/BXE	254011	Drive Shaft		36		59.5	40	755					
	2003.05- 2007.04			F	Hatchback Engine BKC/BLS/BXE	803037	Outer Joint		36	30	59.5	40.5	55	I				
	2003.05- 2007.04	6AT		F	Hatchback Engine BKC/BLS/BXE	803002	Outer Joint		36	27	59.5	40	66	I				
	2003.05- 2007.04	MT		F	Hatchback Engine BKC/BLS/BXE	603011	Inner Joint			33		34						
2.0 FSi (110 kW)	2003.05- 2008.06	6AT		F	Hatchback Engine AXW/BLR/BLX/BLY/BMB/BVY/BVZ	661011	Inner Joint		26	32	31	68.5	85					
	2003.05- 2008.06	6AT	L	F	Hatchback Engine AXW/BLR/BLX/BLY/BMB/BVY/BVZ	261093	Drive Shaft		36	26	59.5	40.5	587.5					
	2003.05- 2008.06			F	Hatchback Engine AXW/BLR/BLX/BLY/BMB/BVY/BVZ	803037	Outer Joint		36	30	59.5	40.5	55	I				
	2003.05- 2008.06	6AT	R	F	Hatchback Engine AXW/BLR/BLX/BLY/BMB/BVY/BVZ	261094	Drive Shaft		36	26	59.5	40.5	884					
	2003.05- 2008.06	MT		F	Hatchback Engine AXW/BLR/BLX/BLY/BMB/BVY/BVZ	603011	Inner Joint			33		34						
2.0 S3 Quattro (188 kW)	2007.02- 2012.08		L		All-wheel Drive Hatchback Engine CDLC/BZC	203295	Drive Shaft		36		59.5	40	491					
2.0 S3 Quattro (195 kW)	2006.10- 2007.12	MT			All-wheel Drive Hatchback Engine BHZ/CDLA	653002	Inner Joint			33		34						
	2006.10- 2007.12		L		All-wheel Drive Hatchback Engine BHZ/CDLA	203295	Drive Shaft		36		59.5	40	491					
	2006.10- 2007.12			F	All-wheel Drive Hatchback Engine BHZ/CDLA	803002	Outer Joint		36	27	59.5	40	66	I				
	2006.10- 2007.12	MT	R		All-wheel Drive Hatchback Engine BHZ/CDLA	603011	Inner Joint			33		34						
2.0 TDi (100 kW)	2003.05- 2012.08	AT	L	F	Hatchback Engine AZV/CBAA/CFFA	254013	Drive Shaft		36		59.5	40	479.5					
	2003.05- 2012.08	MT	L	F	Hatchback Engine AZV/CBAA/CFFA	203265	Drive Shaft		36		59.5	40	487					
	2003.05- 2012.08	MT	L	F	Hatchback Engine AZV/CBAA/CFFA	203295	Drive Shaft		36		59.5	40	491					
	2003.05- 2012.08	AT	R	F	Hatchback Engine AZV/CBAA/CFFA	254011	Drive Shaft		36		59.5	40	755					
	2003.05- 2012.08	MT		F	Hatchback Engine AZV/CBAA/CFFA	803002	Outer Joint		36	27	59.5	40	66	I				
	2003.05- 2012.08	MT	R	F	Hatchback Engine AZV/CBAA/CFFA	203313	Drive Shaft		36		59.5	40	792					
2.0 TDi (103 kW)	2007.02- 2007.04	MT		F	Hatchback Engine BMM	653002	Inner Joint			33		34						
	2007.02- 2007.04	AT	L	F	Hatchback Engine BMM	254013	Drive Shaft		36		59.5	40	479.5					
	2007.02- 2007.04	MT	L	F	Hatchback Engine BMM	203265	Drive Shaft		36		59.5	40	487					
	2007.02- 2007.04	MT	L	F	Hatchback Engine BMM	203295	Drive Shaft		36		59.5	40	491					
	2007.02- 2007.04	AT	R	F	Hatchback Engine BMM	254011	Drive Shaft		36		59.5	40	755					
	2007.02- 2007.04	MT		F	Hatchback Engine BMM	803002	Outer Joint		36	27	59.5	40	66	I				
	2007.02- 2007.04	MT	R	F	Hatchback Engine BMM	203313	Drive Shaft		36		59.5	40	792					
2.0 TDi (120 kW)	2006.06- 2008.06	MT	L	F	Hatchback Engine BUY	203265	Drive Shaft		36		59.5	40	487					
	2006.06- 2008.06	AT	R	F	Hatchback Engine BUY	254011	Drive Shaft		36		59.5	40	755					
2.0 TDi (125 kW)	2006.05- 2007.04	MT		F	Hatchback Engine BMN/CBBB/CFGB	653002	Inner Joint			33		34						
	2006.05- 2007.04	MT	L	F	Hatchback Engine BMN/CBBB/CFGB	203265	Drive Shaft		36		59.5	40	487					
	2006.05- 2007.04	6AT		F	Hatchback Engine BMN/CBBB/CFGB	654004	Inner Joint			34		85						
	2006.05- 2007.04	AT	R	F	Hatchback Engine BMN/CBBB/CFGB	254011	Drive Shaft		36		59.5	40	755					
	2006.05- 2007.04	MT		F	Hatchback Engine BMN/CBBB/CFGB	861045	Outer Joint		36	27	59.5	40	65	M				
2.0 TDi 16V (103 kW)	2003.05- 2012.08	MT		F	Hatchback Engine BKD/CBAB/CFFB/CLJA	653002	Inner Joint			33		34						
	2003.05- 2012.08	AT	L	F	Hatchback Engine BKD/CBAB/CFFB/CLJA	254013	Drive Shaft		36		59.5	40	479.5					
	2003.05- 2012.08	MT	L	F	Hatchback Engine BKD/CBAB/CFFB/CLJA	203265	Drive Shaft		36		59.5	40	487					
	2003.05- 2012.08	MT	L	F	Hatchback Engine BKD/CBAB/CFFB/CLJA	203295	Drive Shaft		36		59.5	40	491					
	2003.05- 2012.08	AT	R	F	Hatchback Engine BKD/CBAB/CFFB/CLJA	254011	Drive Shaft		36		59.5	40	755					
	2003.05- 2012.08			R	Hatchback Engine BKD/CBAB/CFFB/CLJA	803037	Outer Joint		36	30	59.5	40.5	55	I				
	2003.05- 2012.08	MT		F	Hatchback Engine BKD/CBAB/CFFB/CLJA	803002	Outer Joint		36	27	59.5	40	66	I				
2.0 TDi 16V Quattro (103 kW)	2004.10- 2007.04	MT			All-wheel Drive Hatchback Engine BKD/CBAB/CFFB	653002	Inner Joint			33		34						
	2004.10- 2007.04		R		All-wheel Drive Hatchback Engine BKD/CBAB/CFFB	203266	Drive Shaft		36		59.5	40	601					
	2004.10- 2007.04	MT	L		All-wheel Drive Hatchback Engine BKD/CBAB/CFFB	203295	Drive Shaft		36		59.5	40	491					
	2004.10- 2007.04			R	All-wheel Drive Hatchback Engine BKD/CBAB/CFFB	803037	Outer Joint		36	30	59.5	40.5	55	I				
	2004.10- 2007.04	MT		F	All-wheel Drive Hatchback Engine BKD/CBAB/CFFB	803002	Outer Joint		36	27	59.5	40	66	I				
	2004.10- 2007.04	MT	R		All-wheel Drive Hatchback Engine BKD/CBAB/CFFB	603011	Inner Joint			33		34						
2.0 TDi Quattro (100 kW)	2003.05- 2008.06	MT		F	All-wheel Drive Hatchback Engine AZV	803002	Outer Joint		36	27	59.5	40	66	I				
	2003.05- 2008.06	MT		R	All-wheel Drive Hatchback Engine AZV	603011	Inner Joint			33		34						





	 YEAR	TRANSM	L/R	F/R	REMARKS	GSP Ref.	 PRODUCT	 ABS	Technical Specifications										
									A	B	C	H	L	P					
AUDI																			
A3 (8P1)																			
2.0 TDi Quattro (103 kW)	2006.01- 2008.06	MT			All-wheel Drive Hatchback Engine BMM	653002	Inner Joint			33		34							
	2006.01- 2008.06	MT	R		All-wheel Drive Hatchback Engine BMM	203266	Drive Shaft		36		59.5	40	601						
	2006.01- 2008.06	MT	L		All-wheel Drive Hatchback Engine BMM	203295	Drive Shaft		36		59.5	40	491						
	2006.01- 2008.06	MT		F	All-wheel Drive Hatchback Engine BMM	803002	Outer Joint		36	27	59.5	40	66	I					
2.0 TDi Quattro (125 kW)	2006.05- 2007.04	MT			All-wheel Drive Hatchback Engine BMN/CBBB/CFGB	653002	Inner Joint			33		34							
	2006.05- 2007.04	6AT			All-wheel Drive Hatchback Engine BMN/CBBB/CFGB	654004	Inner Joint			34		85							
	2006.05- 2007.04	MT	R		All-wheel Drive Hatchback Engine BMN/CBBB/CFGB	203266	Drive Shaft		36		59.5	40	601						
	2006.05- 2007.04	MT	L		All-wheel Drive Hatchback Engine BMN/CBBB/CFGB	203295	Drive Shaft		36		59.5	40	491						
	2006.05- 2007.04	MT		F	All-wheel Drive Hatchback Engine BMN/CBBB/CFGB	803002	Outer Joint		36	27	59.5	40	66	I					
	2006.05- 2007.04	MT		R	All-wheel Drive Hatchback Engine BMN/CBBB/CFGB	603011	Inner Joint			33		34							
2.0 TFSi (147 kW)	2004.07- 2007.04	MT		F	Hatchback Engine AXX/BWA/CAWB/CCZA	653002	Inner Joint			33		34							
	2004.07- 2007.04		L	F	Hatchback Engine AXX/BWA/CAWB/CCZA	203295	Drive Shaft		36		59.5	40	491						
	2004.07- 2007.04	MT		F	Hatchback Engine AXX/BWA/CAWB/CCZA	803002	Outer Joint		36	27	59.5	40	66	I					
2.0 TFSi Quattro (147 kW)	2004.10- 2007.04	MT			All-wheel Drive Hatchback Engine AXX/BWA/CCZA	653002	Inner Joint			33		34							
	2004.10- 2007.04		L		All-wheel Drive Hatchback Engine AXX/BWA/CCZA	203295	Drive Shaft		36		59.5	40	491						
	2004.10- 2007.04	MT		F	All-wheel Drive Hatchback Engine AXX/BWA/CCZA	803002	Outer Joint		36	27	59.5	40	66	I					
	2004.10- 2007.04	MT	R		All-wheel Drive Hatchback Engine AXX/BWA/CCZA	603011	Inner Joint			33		34							
3.2 V6 Quattro (184 kW)	2003.08- 2007.04	MT			All-wheel Drive Hatchback Engine BDB/BMJ/BUB	653002	Inner Joint			33		34							
	2003.08- 2007.04	AT	R		All-wheel Drive Hatchback Engine BDB/BMJ/BUB	203266	Drive Shaft		36		59.5	40	601						
	2003.08- 2007.04		L		All-wheel Drive Hatchback Engine BDB/BMJ/BUB	203295	Drive Shaft		36		59.5	40	491						
	2003.08- 2007.04	MT		F	All-wheel Drive Hatchback Engine BDB/BMJ/BUB	803002	Outer Joint		36	27	59.5	40	66	I					
2003.08- 2007.04	MT	R			All-wheel Drive Hatchback Engine BDB/BMJ/BUB	603011	Inner Joint			33		34							
A3 (8P7)																			
1.6 (75 kW)	2008.09-			F	Convertible Engine BSE	803037	Outer Joint		36	30	59.5	40.5	55	I					
	2008.09-		L	F	Convertible Engine BSE	203320	Drive Shaft		36		59.5	40	546						
	2008.09-			F	Convertible Engine BSE	603011	Inner Joint			33		34							
1.6 TDi (77 kW)	2009.05-		L	F	Convertible Engine CAYC	203294	Drive Shaft		36		59.5	38	519						
	2009.05-		R	F	Convertible Engine CAYC	261042	Drive Shaft		36		59.5	40.5	814						
	2009.05-			F	Convertible Engine CAYC	803037	Outer Joint		36	30	59.5	40.5	55	I					
	2009.05-			F	Convertible Engine CAYC	603011	Inner Joint			33		34							
1.8 TFSi (118 kW)	2008.04-	AT	L	F	Convertible Engine BZB/CDAA	203295	Drive Shaft		36		59.5	40	491						
	2008.04-	MT		F	Convertible Engine BZB/CDAA	803002	Outer Joint		36	27	59.5	40	66	I					
1.9 TDi (77 kW)	2008.04-		L	F	Convertible Engine BLS	203294	Drive Shaft		36		59.5	38	519						
	2008.04-		R	F	Convertible Engine BLS	261042	Drive Shaft		36		59.5	40.5	814						
	2008.04-	5MT		F	Convertible Engine BLS	803037	Outer Joint		36	30	59.5	40.5	55	I					
	2008.04-			F	Convertible Engine BLS	603011	Inner Joint			33		34							
2.0 TDi (100 kW)	2008.04-	AT	L	F	Convertible Engine CFFA/CBAA	254013	Drive Shaft		36		59.5	40	479.5						
	2008.04-	AT	R	F	Convertible Engine CFFA/CBAA	254011	Drive Shaft		36		59.5	40	755						
	2008.04-	MT	R	F	Convertible Engine CFFA/CBAA	203313	Drive Shaft		36		59.5	40	792						
2.0 TDi (103 kW)	2008.04-	AT	L	F	Convertible Engine CBAB/CFFB	254013	Drive Shaft		36		59.5	40	479.5						
	2008.04-	6AT		F	Convertible Engine CBAB/CFFB	654004	Inner Joint			34		85							
	2008.04-	MT	L	F	Convertible Engine CBAB/CFFB	203295	Drive Shaft		36		59.5	40	491						
	2008.04-	AT	R	F	Convertible Engine CBAB/CFFB	254011	Drive Shaft		36		59.5	40	755						
	2008.04-	MT		F	Convertible Engine CBAB/CFFB	803002	Outer Joint		36	27	59.5	40	66	I					
	2008.04-	MT	R	F	Convertible Engine CBAB/CFFB	203313	Drive Shaft		36		59.5	40	792						
2.0 TFSi (147 kW)	2008.04-		L	F	Convertible Engine CAWB/CCZA	203295	Drive Shaft		36		59.5	40	491						
	2008.04-	MT		F	Convertible Engine CAWB/CCZA	803002	Outer Joint		36	27	59.5	40	66	I					
A3 (8PA)																			
1.4 TFSi (92 kW)	2007.09-	AT		F	Hatchback Engine CAXC/CMSA	803002	Outer Joint		36	27	59.5	40	66	I					
	2007.09-	MT		F	Hatchback Engine CAXC/CMSA	603011	Inner Joint			33		34							
1.6 (75 kW)	2005.06- 2007.04	6AT		F	Hatchback Engine CMXA/CCSA/BSF/BSE/BGU	661011	Inner Joint		26	32	31	68.5	85						
	2005.06- 2007.04	MT	L	F	Hatchback Engine CMXA/CCSA/BSF/BSE/BGU	261097	Drive Shaft		36		59.5	40.5	543						
	2005.06- 2007.04	MT	R	F	Hatchback Engine CMXA/CCSA/BSF/BSE/BGU	261096	Drive Shaft		36		59.5	40.5	799						
	2005.06- 2007.04	6AT	L	F	Hatchback Engine CMXA/CCSA/BSF/BSE/BGU	261093	Drive Shaft		36	26	59.5	40.5	587.5						
	2005.06- 2007.04	6AT	L	F	Hatchback Engine CMXA/CCSA/BSF/BSE/BGU	203318	Drive Shaft		36	26	59.5	38	581						
	2005.06- 2007.04	MT	L	F	Hatchback Engine CMXA/CCSA/BSF/BSE/BGU	203320	Drive Shaft		36		59.5	40	546						
	2005.06- 2007.04	AT		F	Hatchback Engine CMXA/CCSA/BSF/BSE/BGU	803037	Outer Joint		36	30	59.5	40.5	55	I					
	2005.06- 2007.04	6AT	R	F	Hatchback Engine CMXA/CCSA/BSF/BSE/BGU	261094	Drive Shaft		36	26	59.5	40.5	884						
2005.06- 2007.04	MT		F	Hatchback Engine CMXA/CCSA/BSF/BSE/BGU	603011	Inner Joint			33		34								
1.6 FSi (85 kW)	2004.09-	6MT	R	F	Hatchback Engine BLF/BLP	261211	Drive Shaft		36		59.5	40.5	784						
	2004.09-	6MT	L	F	Hatchback Engine BLF/BLP	203319	Drive Shaft		36		59.5	38	557						





	 YEAR	TRANSM	L/R	F/R	REMARKS	GSP Ref.	 PRODUCT	 ABS	Technical Specifications									
									A	B	C	H	L	P				
AUDI A3 (8PA)																		
1.6 FSi (85 kW)	2004.09- 2004.09-	5MT		F	Hatchback Engine BLF/BLP	803037	Outer Joint		36	30	59.5	40.5	55	I				
				F	Hatchback Engine BLF/BLP	603011	Inner Joint				33		34					
1.6 TDi (66 kW)	2009.05- 2009.05- 2009.05-	MT		F	Hatchback Engine CAYB	653002	Inner Joint				33		34					
			L	F	Hatchback Engine CAYB	203294	Drive Shaft	36		59.5	38	519						
			R	F	Hatchback Engine CAYB	261042	Drive Shaft	36		59.5	40.5	814						
	2009.05-			F	Hatchback Engine CAYB	803037	Outer Joint	36	30	59.5	40.5	55	I					
1.6 TDi (77 kW)	2009.05- 2009.05- 2009.05- 2009.05-	MT	L	F	Hatchback Engine CAYC	203294	Drive Shaft	36		59.5	38	519						
				F	Hatchback Engine CAYC	653002	Inner Joint			33		34						
			R	F	Hatchback Engine CAYC	261042	Drive Shaft	36		59.5	40.5	814						
				F	Hatchback Engine CAYC	803037	Outer Joint	36	30	59.5	40.5	55	I					
1.8 TFSi (118 kW)	2006.10- 2007.04 2006.10- 2007.04 2006.10- 2007.04 2006.10- 2007.04	MT		F	Hatchback Engine BYT/BZB/CDA	653002	Inner Joint			33		34						
			L	F	Hatchback Engine BYT/BZB/CDA	203295	Drive Shaft	36		59.5	40	491						
				F	Hatchback Engine BYT/BZB/CDA	803002	Outer Joint	36	27	59.5	40	66	I					
			R	F	Hatchback Engine BYT/BZB/CDA	203313	Drive Shaft	36		59.5	40	792						
1.8 TFSi Quattro (118 kW)	2008.07- 2008.07- 2008.07- 2008.07-	MT			All-wheel Drive Hatchback Engine CDA	653002	Inner Joint			33		34						
			R		All-wheel Drive Hatchback Engine CDA	203266	Drive Shaft	36		59.5	40	601						
			L		All-wheel Drive Hatchback Engine CDA	203295	Drive Shaft	36		59.5	40	491						
		MT&AT	F		All-wheel Drive Hatchback Engine CDA	803002	Outer Joint	36	27	59.5	40	66	I					
1.9 TDi (77 kW)	2005.06- 2007.04 2005.06- 2007.04 2005.06- 2007.04 2005.06- 2007.04 2005.06- 2007.04 2005.06- 2007.04 2005.06- 2007.04	6AT	L	F	Hatchback Engine BKC/BLS/BXE	254013	Drive Shaft	36		59.5	40	479.5						
		MT	L	F	Hatchback Engine BKC/BLS/BXE	203294	Drive Shaft	36		59.5	38	519						
		MT	R	F	Hatchback Engine BKC/BLS/BXE	261042	Drive Shaft	36		59.5	40.5	814						
		AT	R	F	Hatchback Engine BKC/BLS/BXE	254011	Drive Shaft	36		59.5	40	755						
				F	Hatchback Engine BKC/BLS/BXE	803037	Outer Joint	36	30	59.5	40.5	55	I					
		6AT		F	Hatchback Engine BKC/BLS/BXE	803002	Outer Joint	36	27	59.5	40	66	I					
		MT		F	Hatchback Engine BKC/BLS/BXE	603011	Inner Joint			33		34						
2.0 FSi (110 kW)	2005.06- 2007.04 2005.06- 2007.04 2005.06- 2007.04 2005.06- 2007.04 2005.06- 2007.04	6AT		F	Hatchback Engine BLR/BLX/BLY/BMB/BVY/BVZ	661011	Inner Joint		26	32	31	68.5	85					
		6AT	L	F	Hatchback Engine BLR/BLX/BLY/BMB/BVY/BVZ	261093	Drive Shaft	36	26	59.5	40.5	587.5						
		6AT	R	F	Hatchback Engine BLR/BLX/BLY/BMB/BVY/BVZ	261094	Drive Shaft	36	26	59.5	40.5	884						
				F	Hatchback Engine BLR/BLX/BLY/BMB/BVY/BVZ	803037	Outer Joint	36	30	59.5	40.5	55	I					
		MT		F	Hatchback Engine BLR/BLX/BLY/BMB/BVY/BVZ	603011	Inner Joint			33		34						
2.0 S3 Quattro (188 kW)	2008.07- 2008.07-	MT			All-wheel Drive Hatchback Engine CDLC	653002	Inner Joint			33		34						
			L		All-wheel Drive Hatchback Engine CDLC	203295	Drive Shaft	36		59.5	40	491						
2.0 S3 Quattro (195 kW)	2008.06- 2008.06- 2008.06-	MT			All-wheel Drive Hatchback Engine BHZ/CDLA	653002	Inner Joint			33		34						
			L		All-wheel Drive Hatchback Engine BHZ/CDLA	203295	Drive Shaft	36		59.5	40	491						
				F	All-wheel Drive Hatchback Engine BHZ/CDLA	803002	Outer Joint	36	27	59.5	40	66	I					
	2008.06-	MT		R	All-wheel Drive Hatchback Engine BHZ/CDLA	603011	Inner Joint			33		34						
2.0 TDi (100 kW)	2004.09- 2004.09- 2004.09-	AT	L	F	Hatchback Engine CFFA/CBAA/AZV	254013	Drive Shaft		36		59.5	40	479.5					
		MT	L	F	Hatchback Engine CFFA/CBAA/AZV	203265	Drive Shaft		36		59.5	40	487					
		AT	R	F	Hatchback Engine CFFA/CBAA/AZV	254011	Drive Shaft		36		59.5	40	755					
2.0 TDi (103 kW)	2004.11- 2007.04 2004.11- 2007.04 2004.11- 2007.04 2004.11- 2007.04 2004.11- 2007.04 2004.11- 2007.04 2004.11- 2007.04	MT		F	Hatchback Engine BMM	653002	Inner Joint			33		34						
		AT	L	F	Hatchback Engine BMM	254013	Drive Shaft	36		59.5	40	479.5						
		MT	L	F	Hatchback Engine BMM	203265	Drive Shaft	36		59.5	40	487						
		MT	L	F	Hatchback Engine BMM	203295	Drive Shaft	36		59.5	40	491						
		AT	R	F	Hatchback Engine BMM	254011	Drive Shaft	36		59.5	40	755						
		MT		F	Hatchback Engine BMM	803002	Outer Joint	36	27	59.5	40	66	I					
		MT	R	F	Hatchback Engine BMM	203313	Drive Shaft	36		59.5	40	792						
2.0 TDi (120 kW)	2006.06- 2008.06 2006.06- 2008.06	MT	L	F	Hatchback Engine BUY	203265	Drive Shaft	36		59.5	40	487						
		AT	R	F	Hatchback Engine BUY	254011	Drive Shaft	36		59.5	40	755						
2.0 TDi (125 kW)	2006.05- 2007.04 2006.05- 2007.04 2006.05- 2007.04 2006.05- 2007.04	MT		F	Hatchback Engine BMN/CBBB/CFG	653002	Inner Joint			33		34						
		MT	L	F	Hatchback Engine BMN/CBBB/CFG	203265	Drive Shaft	36		59.5	40	487						
		6AT		F	Hatchback Engine BMN/CBBB/CFG	654004	Inner Joint			34		85						
		AT	R	F	Hatchback Engine BMN/CBBB/CFG	254011	Drive Shaft	36		59.5	40	755						
		MT		F	Hatchback Engine BMN/CBBB/CFG	861045	Outer Joint	36	27	59.5	40	65	M					
2.0 TDi 16V (103 kW)	2005.06- 2007.02 2005.06- 2007.02 2005.06- 2007.02 2005.06- 2007.02 2005.06- 2007.02 2005.06- 2007.02 2005.06- 2007.02	MT		F	Hatchback Engine BKD/CBAB/CFFB/CLJA	653002	Inner Joint			33		34						
		AT	L	F	Hatchback Engine BKD/CBAB/CFFB/CLJA	254013	Drive Shaft	36		59.5	40	479.5						
		MT	L	F	Hatchback Engine BKD/CBAB/CFFB/CLJA	203265	Drive Shaft	36		59.5	40	487						
		MT	L	F	Hatchback Engine BKD/CBAB/CFFB/CLJA	203295	Drive Shaft	36		59.5	40	491						
		AT	R	F	Hatchback Engine BKD/CBAB/CFFB/CLJA	254011	Drive Shaft	36		59.5	40	755						
				R	Hatchback Engine BKD/CBAB/CFFB/CLJA	803037	Outer Joint	36	30	59.5	40.5	55	I					
		MT		F	Hatchback Engine BKD/CBAB/CFFB/CLJA	803002	Outer Joint	36	27	59.5	40	66	I					





	 YEAR	TRANSM	L/R	F/R	REMARKS	GSP Ref.	 PRODUCT	 ABS	Technical Specifications									
									A	B	C	H	L	P				
AUDI																		
A3 (8PA)																		
2.0 TDi 16V Quattro (103 kW)	2005.11-	MT			All-wheel Drive Hatchback Engine BKD/CBAB/CFFB	653002	Inner Joint			33		34						
	2005.11-		R		All-wheel Drive Hatchback Engine BKD/CBAB/CFFB	203266	Drive Shaft		36		59.5	40	601					
	2005.11-	MT	L		All-wheel Drive Hatchback Engine BKD/CBAB/CFFB	203295	Drive Shaft		36		59.5	40	491					
	2005.11-	MT		F	All-wheel Drive Hatchback Engine BKD/CBAB/CFFB	803002	Outer Joint		36	27	59.5	40	66	I				
	2005.11-	MT		R	All-wheel Drive Hatchback Engine BKD/CBAB/CFFB	603011	Inner Joint			33		34						
2.0 TDi Quattro (103 kW)	2006.01- 2008.06	MT			All-wheel Drive Hatchback Engine BMM	653002	Inner Joint			33		34						
	2006.01- 2008.06		R		All-wheel Drive Hatchback Engine BMM	203266	Drive Shaft		36		59.5	40	601					
	2006.01- 2008.06	MT	L		All-wheel Drive Hatchback Engine BMM	203295	Drive Shaft		36		59.5	40	491					
	2006.01- 2008.06	MT		F	All-wheel Drive Hatchback Engine BMM	803002	Outer Joint		36	27	59.5	40	66	I				
	2006.01- 2008.06	MT		R	All-wheel Drive Hatchback Engine BMM	603011	Inner Joint			33		34						
2.0 TDi Quattro (125 kW)	2006.05- 2007.04	MT			All-wheel Drive Hatchback Engine BMN/CBBB/CFGB	653002	Inner Joint			33		34						
	2006.05- 2007.04	6AT			All-wheel Drive Hatchback Engine BMN/CBBB/CFGB	654004	Inner Joint			34		85						
	2006.05- 2007.04		R		All-wheel Drive Hatchback Engine BMN/CBBB/CFGB	203266	Drive Shaft		36		59.5	40	601					
	2006.05- 2007.04	MT	L		All-wheel Drive Hatchback Engine BMN/CBBB/CFGB	203295	Drive Shaft		36		59.5	40	491					
	2006.05- 2007.04	MT		F	All-wheel Drive Hatchback Engine BMN/CBBB/CFGB	803002	Outer Joint		36	27	59.5	40	66	I				
2.0 TFSi (147 kW)	2005.06- 2007.04	MT			Hatchback Engine AXX/BWA/CAWB/CBFA/CCZA	653002	Inner Joint			33		34						
	2005.06- 2007.04		L		Hatchback Engine AXX/BWA/CAWB/CBFA/CCZA	203295	Drive Shaft		36		59.5	40	491					
	2005.06- 2007.04	MT		F	Hatchback Engine AXX/BWA/CAWB/CBFA/CCZA	803002	Outer Joint		36	27	59.5	40	66	I				
	2007.02- 2007.04	MT			All-wheel Drive Hatchback Engine AXX/BPY/BWA/CCZA	653002	Inner Joint			33		34						
	2007.02- 2007.04		L		All-wheel Drive Hatchback Engine AXX/BPY/BWA/CCZA	203295	Drive Shaft		36		59.5	40	491					
2.0 TFSi Quattro (147 kW)	2007.02- 2007.04	MT			All-wheel Drive Hatchback Engine AXX/BPY/BWA/CCZA	653002	Inner Joint			33		34						
	2007.02- 2007.04		R		All-wheel Drive Hatchback Engine AXX/BPY/BWA/CCZA	203295	Drive Shaft		36		59.5	40	491					
	2007.02- 2007.04	MT		F	All-wheel Drive Hatchback Engine AXX/BPY/BWA/CCZA	803002	Outer Joint		36	27	59.5	40	66	I				
	2007.02- 2007.04	MT		R	All-wheel Drive Hatchback Engine AXX/BPY/BWA/CCZA	603011	Inner Joint			33		34						
	2007.02- 2007.04	MT		F	All-wheel Drive Hatchback Engine AXX/BPY/BWA/CCZA	803002	Outer Joint		36	27	59.5	40	66	I				
3.2 V6 Quattro (184 kW)	2005.06- 2007.04	MT			All-wheel Drive Hatchback Engine BMJ/BUB	653002	Inner Joint			33		34						
	2005.06- 2007.04	MT	R		All-wheel Drive Hatchback Engine BMJ/BUB	203266	Drive Shaft		36		59.5	40	601					
	2005.06- 2007.04	MT/AT	L		All-wheel Drive Hatchback Engine BMJ/BUB	203295	Drive Shaft		36		59.5	40	491					
	2005.06- 2007.04	MT		F	All-wheel Drive Hatchback Engine BMJ/BUB	803002	Outer Joint		36	27	59.5	40	66	I				
	2005.06- 2007.04	MT		R	All-wheel Drive Hatchback Engine BMJ/BUB	603011	Inner Joint			33		34						
A3 I																		
1.9 TDi	1996.09- 2001.07	MT		F	All	603013	Inner Joint			33		34						
A3 I QUATTRO																		
1.8	1996.09- 2003.05	MT		F	All	603013	Inner Joint			33		34						
1.8 Turbo	1996.09- 2003.05	MT		F	All	603013	Inner Joint			33		34						
A4																		
-	1996-					650019	Inner Joint			34		59.5						
1.9 TDi	1994.11-		L			203030	Drive Shaft		33		53	30	599					
	1994.11-		L			203010	Drive Shaft	45W	33		53	30	599					
	1994.11-		R			203029	Drive Shaft		33		53	30	617					
	1994.11-		R			203009	Drive Shaft	45W	33		53	30	617					
2.4	1995.01- 2000.12	AT				803049	Outer Joint		38	30	59.5	34	59.5	I				
2.4 V6	1997.09- 2001.09	MT	L	F		203054	Drive Shaft	45W	38		59.5	34.5	601					
2.5 TDI V6	1998.05- 2001.09	MT	L	F		203054	Drive Shaft	45W	38		59.5	34.5	601					
2.6	1995.01- 2000.12	MT				803049	Outer Joint		38	30	59.5	34	59.5	I				
2.6 V6	1995.03- 2001.09	MT	L	F		203054	Drive Shaft	45W	38		59.5	34.5	601					
2.8	1995.01-	MT				803049	Outer Joint		38	30	59.5	34	59.5	I				
2.8 V6	1996.04- 2001.09	MT	L	F		203054	Drive Shaft	45W	38		59.5	34.5	601					
A4 (8D2, B5)																		
1.6 (74 kW)	1994.11- 2000.10	MT		F	Saloon Engine ADP/AHL/ANA/ARM	603002	Inner Joint			33		32						
	1994.11- 2000.10	MT/AT		F	Saloon Engine ADP/AHL/ANA/ARM	803018	Outer Joint	45W	33	30	53	30	62	I				
	1994.11- 2000.10			F	Saloon Engine ADP/AHL/ANA/ARM	661007	Inner Joint			33		32						
	1994.11- 2000.10	AT	L	F	Saloon Engine ADP/AHL/ANA/ARM	203012	Drive Shaft	45W	33		53	30	498					
	1994.11- 2000.10	AT	R	F	Saloon Engine ADP/AHL/ANA/ARM	299108	Drive Shaft	45W	33		53	30	586					
	1994.11- 2000.10	MT	L	F	Saloon Engine ADP/AHL/ANA/ARM	203002	Drive Shaft	45W	33		53	30	614					
	1994.11- 2000.10	MT	R	F	Saloon Engine ADP/AHL/ANA/ARM	299111	Drive Shaft	45W	33		53	30	636					
1.6 (75 kW)	2000.07- 2000.11	MT		F	Saloon Engine ALZ	603002	Inner Joint			33		32						
	2000.07- 2000.11			F	Saloon Engine ALZ	661007	Inner Joint			33		32						
	2000.07- 2000.11	AT	L	F	Saloon Engine ALZ	203012	Drive Shaft	45W	33		53	30	498					
	2000.07- 2000.11	AT	R	F	Saloon Engine ALZ	299108	Drive Shaft	45W	33		53	30	586					
	2000.07- 2000.11	MT	L	F	Saloon Engine ALZ	203002	Drive Shaft	45W	33		53	30	614					
	2000.07- 2000.11	MT	R	F	Saloon Engine ALZ	299111	Drive Shaft	45W	33		53	30	636					
1.8 (92 kW)	1995.01- 2000.11	MT/AT		F	Saloon Engine ADR/APT/ARG/AVV	803018	Outer Joint	45W	33	30	53	30	62	I				
	1995.01- 2000.11	MT		F	Saloon Engine ADR/APT/ARG/AVV	603001	Inner Joint			28		32						





	 YEAR	TRANSM	L/R	F/R	REMARKS	GSP Ref.	 PRODUCT	 ABS	Technical Specifications									
									A	B	C	H	L	P				
AUDI A4 (8D2, B5)																		
1.8 (92 kW)	1995.01- 2000.11	AT	L	F	Saloon Engine ADR/APT/ARG/AVV	203012	Drive Shaft	45W	33		53	30	498					
	1995.01- 2000.11	AT	R	F	Saloon Engine ADR/APT/ARG/AVV	299108	Drive Shaft	45W	33		53	30	586					
	1995.01- 2000.11	MT	L	F	Saloon Engine ADR/APT/ARG/AVV	203005	Drive Shaft	45W	33		53	30	614					
	1995.01- 2000.11	MT	R	F	Saloon Engine ADR/APT/ARG/AVV	203001	Drive Shaft	45W	33		53	30	634					
1.8 Quattro (92 kW)	1995.01- 2000.11	MT		F	All-wheel Drive Saloon Engine ADR/APT/ARG	603002	Inner Joint			33		32						
	1995.01- 2000.11	MT		F	All-wheel Drive Saloon Engine ADR/APT/ARG	803018	Outer Joint	45W	33	30	53	30	62	I				
	1995.01- 2000.11	MT	L	F	All-wheel Drive Saloon Engine ADR/APT/ARG	203002	Drive Shaft	45W	33		53	30	614					
	1995.01- 2000.11	MT	R	F	All-wheel Drive Saloon Engine ADR/APT/ARG	803026	Outer Joint	45T	33	30	53	31	62	I				
	1995.01- 2000.11	MT	R	F	All-wheel Drive Saloon Engine ADR/APT/ARG	299111	Drive Shaft	45W	33		53	30	636					
	1995.01- 2000.11	MT	R	F	All-wheel Drive Saloon Engine ADR/APT/ARG	603011	Inner Joint			33		34						
1.8 T (110 kW)	1995.01- 2000.11	MT		F	Saloon Engine AEB/ANB/APU/ARK/AWT	803018	Outer Joint	45W	33	30	53	30	62	I				
	1995.01- 2000.11	MT		F	Saloon Engine AEB/ANB/APU/ARK/AWT	648002	Inner Joint			28		32						
	1995.01- 2000.11	MT	L	F	Saloon Engine AEB/ANB/APU/ARK/AWT	203005	Drive Shaft	45W	33		53	30	614					
	1995.01- 2000.11	MT	R	F	Saloon Engine AEB/ANB/APU/ARK/AWT	203001	Drive Shaft	45W	33		53	30	634					
1.8 T (132 kW)	1997.12- 2000.11	MT		F	Saloon Engine AJL	648002	Inner Joint			28		32						
	1997.12- 2000.11	MT		F	Saloon Engine AJL	803019	Outer Joint	45W	38	27	59.5	34.5	63	I				
1.8 T Quattro (110 kW)	1995.01- 2000.11	MT		F	All-wheel Drive Saloon Engine AEB/ANB/APU/ARK/AWT	603002	Inner Joint			33		32						
	1995.01- 2000.11	MT/AT		F	All-wheel Drive Saloon Engine AEB/ANB/APU/ARK/AWT	803018	Outer Joint	45W	33	30	53	30	62	I				
	1995.01- 2000.11	AT	R	F	All-wheel Drive Saloon Engine AEB/ANB/APU/ARK/AWT	203012	Drive Shaft	45W	33		53	30	498					
	1995.01- 2000.11	MT	L	F	All-wheel Drive Saloon Engine AEB/ANB/APU/ARK/AWT	203002	Drive Shaft	45W	33		53	30	614					
	1995.01- 2000.11	MT	R	F	All-wheel Drive Saloon Engine AEB/ANB/APU/ARK/AWT	803026	Outer Joint	45T	33	30	53	31	62	I				
	1995.01- 2000.11	MT	R	F	All-wheel Drive Saloon Engine AEB/ANB/APU/ARK/AWT	299111	Drive Shaft	45W	33		53	30	636					
1.8 T Quattro (132 kW)	1997.12- 2000.11	MT		F	All-wheel Drive Saloon Engine AJL	803020	Outer Joint	45W	38	30	59.5	34	59.5	I				
	1997.12- 2000.11	MT		R	All-wheel Drive Saloon Engine AJL	803026	Outer Joint	45T	33	30	53	31	62	I				
1.9 TDi (55 kW)	1995.12- 2000.11	MT/AT		F	Saloon Engine AFF	803018	Outer Joint	45W	33	30	53	30	62	I				
	1995.12- 2000.11	AT	L	F	Saloon Engine AFF	203012	Drive Shaft	45W	33		53	30	498					
	1995.12- 2000.11	AT	R	F	Saloon Engine AFF	299108	Drive Shaft	45W	33		53	30	586					
	1995.12- 2000.11	MT	L	F	Saloon Engine AFF	261122	Drive Shaft	45W	33		53	30	602					
1.9 TDi (66 kW)	1995.12- 2000.11	MT	R	F	Saloon Engine AFF	203007	Drive Shaft	45W	33		53	30	622					
	1995.01- 2000.11	MT/AT		F	Saloon Engine 1Z/AHH/AHU	803018	Outer Joint	45W	33	30	53	30	62	I				
	1995.01- 2000.11	AT	L	F	Saloon Engine 1Z/AHH/AHU	203012	Drive Shaft	45W	33		53	30	498					
	1995.01- 2000.11	AT	R	F	Saloon Engine 1Z/AHH/AHU	299108	Drive Shaft	45W	33		53	30	586					
1.9 TDi (81 kW)	1995.01- 2000.11	MT	L	F	Saloon Engine 1Z/AHH/AHU	261122	Drive Shaft	45W	33		53	30	602					
	1995.01- 2000.11	MT	R	F	Saloon Engine 1Z/AHH/AHU	203007	Drive Shaft	45W	33		53	30	622					
	1995.10- 2000.11	MT/AT		F	Saloon Engine AFN/AVG	803018	Outer Joint	45W	33	30	53	30	62	I				
	1995.10- 2000.11	AT	L	F	Saloon Engine AFN/AVG	203012	Drive Shaft	45W	33		53	30	498					
1.9 TDi (85 kW)	1995.10- 2000.11	AT	R	F	Saloon Engine AFN/AVG	299108	Drive Shaft	45W	33		53	30	586					
	1995.10- 2000.11	MT	L	F	Saloon Engine AFN/AVG	261122	Drive Shaft	45W	33		53	30	602					
	1995.10- 2000.11	MT	R	F	Saloon Engine AFN/AVG	203007	Drive Shaft	45W	33		53	30	622					
	1995.10- 2000.11	MT	R	F	Saloon Engine AFN/AVG	203007	Drive Shaft	45W	33		53	30	622					
1.9 TDi (85 kW)	2000.03- 2000.11	MT/AT		F	Saloon Engine AJM	803021	Outer Joint	45W	33	27	53	30	63	I				
1.9 TDi Quattro (81 kW)	1996.09- 2000.11	MT		F	All-wheel Drive Saloon Engine AFN/AVG	803018	Outer Joint	45W	33	30	53	30	62	I				
	1996.09- 2000.11	MT	L	F	All-wheel Drive Saloon Engine AFN/AVG	261122	Drive Shaft	45W	33		53	30	602					
	1996.09- 2000.11	MT	R	F	All-wheel Drive Saloon Engine AFN/AVG	203007	Drive Shaft	45W	33		53	30	622					
1.9 TDi Quattro (85 kW)	2000.03- 2000.11	MT		F	All-wheel Drive Saloon Engine AJM/ATJ	803019	Outer Joint	45W	38	27	59.5	34.5	63	I				
	2000.03- 2000.11	MT	L	F	All-wheel Drive Saloon Engine AJM/ATJ	261122	Drive Shaft	45W	33		53	30	602					
	2000.03- 2000.11	MT	R	F	All-wheel Drive Saloon Engine AJM/ATJ	203007	Drive Shaft	45W	33		53	30	622					
2.4 (120 kW)	1997.08- 2000.11	MT	R	F	Saloon Engine AJG/AMM/APZ	261019	Drive Shaft	45W	38		59.5	34.5	624					
	1997.08- 2000.11			F	Saloon Engine AJG/AMM/APZ	803019	Outer Joint	45W	38	27	59.5	34.5	63	I				
	1997.08- 2000.11	MT	L	F	Saloon Engine AJG/AMM/APZ	203008	Drive Shaft	45W	38		59.5	34.5	603					
2.4 (121 kW)	1997.03- 2000.11	MT		F	Saloon Engine AGA/ALF/AML/APS/ARJ	603002	Inner Joint			33		32						
2.4 Quattro (121 kW)	1997.03- 2000.11	MT		F	All-wheel Drive Saloon Engine AGA/ALF/AML/APS/ARJ	603002	Inner Joint			33		32						
2.5 TDi (110 kW)	1997.09- 2000.11	MT	R	F	Saloon Engine AFB/AKN	261019	Drive Shaft	45W	38		59.5	34.5	624					
	1997.09- 2000.11	MT/AT		F	Saloon Engine AFB/AKN	803019	Outer Joint	45W	38	27	59.5	34.5	63	I				
	1997.09- 2000.11	MT	L	F	Saloon Engine AFB/AKN	203008	Drive Shaft	45W	38		59.5	34.5	603					
2.5 TDi Quattro (110 kW)	1997.09- 2000.11	MT	R	F	All-wheel Drive Saloon Engine AFB/AKN	261019	Drive Shaft	45W	38		59.5	34.5	624					
	1997.09- 2000.11	MT/AT		F	All-wheel Drive Saloon Engine AFB/AKN	803019	Outer Joint	45W	38	27	59.5	34.5	63	I				
	1997.09- 2000.11	MT	L	F	All-wheel Drive Saloon Engine AFB/AKN	203008	Drive Shaft	45W	38		59.5	34.5	603					
2.6 (110 kW)	1995.01- 2000.11	AT		F	Saloon Engine ABC	803020	Outer Joint	45W	38	30	59.5	34	59.5	I				
	1995.01- 2000.11	MT	R	F	Saloon Engine ABC	261019	Drive Shaft	45W	38		59.5	34.5	624					
	1995.01- 2000.11	MT		F	Saloon Engine ABC	803019	Outer Joint	45W	38	27	59.5	34.5	63	I				
	1995.01- 2000.11	MT	L	F	Saloon Engine ABC	203008	Drive Shaft	45W	38		59.5	34.5	603					





	 YEAR	TRANSM	L/R	F/R	REMARKS	GSP Ref.	 PRODUCT	 ABS	Technical Specifications									
									A	B	C	H	L	P				
AUDI																		
A4 (8D2, B5)																		
2.6 Quattro (110 kW)	1995.01- 2000.11	MT		R	All-wheel Drive Saloon Engine ABC	603011	Inner Joint			33		34						
	1995.01- 2000.11	MT		F	All-wheel Drive Saloon Engine ABC	603002	Inner Joint			33		32						
	1995.01- 2000.11	MT		F	All-wheel Drive Saloon Engine ABC	803020	Outer Joint	45W	38	30	59.5	34	59.5		I			
	1995.01- 2000.11	MT		R	All-wheel Drive Saloon Engine ABC	803026	Outer Joint	45T	33	30	53	31	62		I			
2.7 S4 Quattro (195 kW)	1997.09- 2001.09			F	All-wheel Drive Saloon Engine AGB/AZB	803019	Outer Joint	45W	38	27	59.5	34.5	63		I			
	1997.09- 2001.09			R	All-wheel Drive Saloon Engine AGB/AZB	803026	Outer Joint	45T	33	30	53	31	62		I			
2.8 (128 kW)	1995.09- 1997.07	MT	R	F	Saloon Engine AAH	261019	Drive Shaft	45W	38		59.5	34.5	624					
	1995.09- 1997.07	MT/AT		F	Saloon Engine AAH	803019	Outer Joint	45W	38	27	59.5	34.5	63		I			
	1995.09- 1997.07	MT	L	F	Saloon Engine AAH	203008	Drive Shaft	45W	38		59.5	34.5	603					
	1995.09- 1997.07	AT	R	F	Saloon Engine AAH	203048	Drive Shaft	45W	38		59.5	34.5	502					
	1995.09- 1997.07	AT	L	F	Saloon Engine AAH	203015	Drive Shaft	45W	38		59.5	34.5	527					
2.8 (142 kW)	1996.10- 2000.11	MT	R	F	Saloon Engine ACK/AHA/ALG/AMX/APR/AQD	261019	Drive Shaft	45W	38		59.5	34.5	624					
	1996.10- 2000.11	MT/AT		F	Saloon Engine ACK/AHA/ALG/AMX/APR/AQD	803019	Outer Joint	45W	38	27	59.5	34.5	63		I			
	1996.10- 2000.11	MT	L	F	Saloon Engine ACK/AHA/ALG/AMX/APR/AQD	203008	Drive Shaft	45W	38		59.5	34.5	603					
	1996.10- 2000.11	AT	R	F	Saloon Engine ACK/AHA/ALG/AMX/APR/AQD	203048	Drive Shaft	45W	38		59.5	34.5	502					
	1996.10- 2000.11	AT	L	F	Saloon Engine ACK/AHA/ALG/AMX/APR/AQD	203015	Drive Shaft	45W	38		59.5	34.5	527					
2.8 Quattro (128 kW)	1995.01- 1997.07	MT		R	All-wheel Drive Saloon Engine AAH	603011	Inner Joint			33		34						
	1995.01- 1997.07	MT		F	All-wheel Drive Saloon Engine AAH	603002	Inner Joint			33		32						
	1995.01- 1997.07	MT/AT		F	All-wheel Drive Saloon Engine AAH	803020	Outer Joint	45W	38	30	59.5	34	59.5		I			
	1995.01- 1997.07	MT		R	All-wheel Drive Saloon Engine AAH	803026	Outer Joint	45T	33	30	53	31	62		I			
2.8 Quattro (142 kW)	1996.10- 2001.08	MT		R	All-wheel Drive Saloon Engine ACK/AHA/ALG/AMX/APR/AQD	603011	Inner Joint			33		34						
	1996.10- 2001.08	MT		F	All-wheel Drive Saloon Engine ACK/AHA/ALG/AMX/APR/AQD	603002	Inner Joint			33		32						
	1996.10- 2001.08	MT		F	All-wheel Drive Saloon Engine ACK/AHA/ALG/AMX/APR/AQD	803020	Outer Joint	45W	38	30	59.5	34	59.5		I			
	1996.10- 2001.08	MT		R	All-wheel Drive Saloon Engine ACK/AHA/ALG/AMX/APR/AQD	803026	Outer Joint	45T	33	30	53	31	62		I			
A4 (8E2, B6)																		
1.6 (75 kW)	2000.11- 2004.12			F	Saloon Engine ALZ	803058	Outer Joint	45W	38	33	59.5	34	55		M			
	2000.11- 2004.12			F	Saloon Engine ALZ	803030	Outer Joint		38	33	59.5	34	55		M			
1.8 T (110 kW)	2001.09- 2004.05	MT	L	F	Saloon Engine AVJ	203057	Drive Shaft	45W	38		59.5	34.5	593					
	2001.09- 2004.05	MT	R	F	Saloon Engine AVJ	203058	Drive Shaft	45W	38		59.5	34.5	613					
	2001.09- 2004.05	AT		F	Saloon Engine AVJ	661044	Inner Joint			34		85						
	2001.09- 2004.05	MT&Semi-AT		F	Saloon Engine AVJ	803092	Outer Joint	45W	38	27	59.5	34	68		I			
	2001.09- 2004.05	AT	L/R	F	Saloon Engine AVJ	203052	Drive Shaft	45W	38		59.5	34.5	522					
	2001.09- 2004.05	MT		F	Saloon Engine AVJ	803058	Outer Joint	45W	38	33	59.5	34	55		M			
	2001.09- 2004.05			F	Saloon Engine AVJ	803030	Outer Joint		38	33	59.5	34	55		M			
1.8 T (120 kW)	2002.07- 2004.12	MT	L	F	Saloon Engine BFB	203057	Drive Shaft	45W	38		59.5	34.5	593					
	2002.07- 2004.12	MT	R	F	Saloon Engine BFB	203058	Drive Shaft	45W	38		59.5	34.5	613					
	2002.07- 2004.12	MT/AT		F	Saloon Engine BFB	661044	Inner Joint			34		85						
	2002.07- 2004.12	MT		F	Saloon Engine BFB	803067	Outer Joint	45W	38	27	59.5	34	68		M			
	2002.07- 2004.12	MT&Semi-AT		F	Saloon Engine BFB	803092	Outer Joint	45W	38	27	59.5	34	68		I			
	2002.07- 2004.12	AT	L/R	F	Saloon Engine BFB	203052	Drive Shaft	45W	38		59.5	34.5	522					
	2002.07- 2004.12			F	Saloon Engine BFB	803030	Outer Joint		38	33	59.5	34	55		M			
1.8 T (140 kW)	2002.11- 2004.12	MT/AT		F	Saloon Engine BEX	661044	Inner Joint			34		85						
	2002.11- 2004.12	MT		F	Saloon Engine BEX	803067	Outer Joint	45W	38	27	59.5	34	68		M			
	2002.11- 2004.12	AT	L/R	F	Saloon Engine BEX	203052	Drive Shaft	45W	38		59.5	34.5	522					
	2002.11- 2004.12			F	Saloon Engine BEX	803078	Outer Joint	45W	38	27	59.5	34.5	63		M			
1.8 T Quattro (110 kW)	2000.11- 2002.07	MT	L	F	All-wheel Drive Saloon Engine AVJ	203057	Drive Shaft	45W	38		59.5	34.5	593					
	2000.11- 2002.07	MT	R	F	All-wheel Drive Saloon Engine AVJ	203058	Drive Shaft	45W	38		59.5	34.5	613					
	2000.11- 2002.07	MT		F	All-wheel Drive Saloon Engine AVJ	803092	Outer Joint	45W	38	27	59.5	34	68		I			
	2000.11- 2002.07	AT	L/R	F	All-wheel Drive Saloon Engine AVJ	203052	Drive Shaft	45W	38		59.5	34.5	522					
	2000.11- 2002.07	MT		F	All-wheel Drive Saloon Engine AVJ	803058	Outer Joint	45W	38	33	59.5	34	55		M			
	2000.11- 2002.07			F	All-wheel Drive Saloon Engine AVJ	803030	Outer Joint		38	33	59.5	34	55		M			
1.8 T Quattro (120 kW)	2002.07- 2004.12	MT/AT		F	All-wheel Drive Saloon Engine BFB	661044	Inner Joint			34		85						
	2002.07- 2004.12	AT	L/R	F	All-wheel Drive Saloon Engine BFB	203052	Drive Shaft	45W	38		59.5	34.5	522					
	2002.07- 2004.12			F	All-wheel Drive Saloon Engine BFB	803058	Outer Joint	45W	38	33	59.5	34	55		M			
	2002.07- 2004.12			F	All-wheel Drive Saloon Engine BFB	803030	Outer Joint		38	33	59.5	34	55		M			
1.8 T Quattro (140 kW)	2002.11- 2004.12	MT/AT		F	All-wheel Drive Saloon Engine BEX	661044	Inner Joint			34		85						
	2002.11- 2004.12	AT	L/R	F	All-wheel Drive Saloon Engine BEX	203052	Drive Shaft	45W	38		59.5	34.5	522					
	2002.11- 2004.12			F	All-wheel Drive Saloon Engine BEX	803058	Outer Joint	45W	38	33	59.5	34	55		M			
	2002.11- 2004.12			F	All-wheel Drive Saloon Engine BEX	803030	Outer Joint		38	33	59.5	34	55		M			
1.9 TDi (74 kW)	2001.05- 2004.12	MT	L	F	Saloon Engine AVB	203057	Drive Shaft	45W	38		59.5	34.5	593					
	2001.05- 2004.12	MT	R	F	Saloon Engine AVB	203058	Drive Shaft	45W	38		59.5	34.5	613					
	2001.05- 2004.12	MT/AT		F	Saloon Engine AVB	661044	Inner Joint			34		85						





	 YEAR	TRANSM	L/R	F/R	REMARKS	GSP Ref.	 PRODUCT	 ABS	Technical Specifications							
									A	B	C	H	L	P		
AUDI A4 (8E2, B6)																
1.9 TDi (74 kW)	2001.05- 2004.12			F	Saloon Engine AVB	803067	Outer Joint	45W	38	27	59.5	34	68	M		
	2001.05- 2004.12	MT		F	Saloon Engine AVB	803092	Outer Joint	45W	38	27	59.5	34	68	I		
	2001.05- 2004.12			F	Saloon Engine AVB	803078	Outer Joint	45W	38	27	59.5	34.5	63	M		
1.9 TDi (85 kW)	2004.04- 2004.09			F	Saloon Engine BKE	803067	Outer Joint	45W	38	27	59.5	34	68	M		
	2004.04- 2004.09			F	Saloon Engine BKE	803078	Outer Joint	45W	38	27	59.5	34.5	63	M		
1.9 TDi (96 kW)	2000.11- 2004.12	MT	L	F	Saloon Engine AVF/AWX	203057	Drive Shaft	45W	38		59.5	34.5	593			
	2000.11- 2004.12	MT	R	F	Saloon Engine AVF/AWX	203058	Drive Shaft	45W	38		59.5	34.5	613			
	2000.11- 2004.12	MT/AT		F	Saloon Engine AVF/AWX	661044	Inner Joint			34		85				
	2000.11- 2004.12	MT		F	Saloon Engine AVF/AWX	803067	Outer Joint	45W	38	27	59.5	34	68	M		
	2000.11- 2004.12	MT&AT		F	Saloon Engine AVF/AWX	803092	Outer Joint	45W	38	27	59.5	34	68	I		
	2000.11- 2004.12	AT	L/R	F	Saloon Engine AVF/AWX	203052	Drive Shaft	45W	38		59.5	34.5	522			
	2000.11- 2004.12	MT/AT		F	Saloon Engine AVF/AWX	803078	Outer Joint	45W	38	27	59.5	34.5	63	M		
1.9 TDi Quattro (96 kW)	2001.11- 2004.12	MT	L	F	All-wheel Drive Saloon Engine AVF	203057	Drive Shaft	45W	38		59.5	34.5	593			
	2001.11- 2004.12	MT	R	F	All-wheel Drive Saloon Engine AVF	203058	Drive Shaft	45W	38		59.5	34.5	613			
	2001.11- 2004.12	MT/AT		F	All-wheel Drive Saloon Engine AVF	661044	Inner Joint			34		85				
	2001.11- 2004.12			F	All-wheel Drive Saloon Engine AVF	803092	Outer Joint	45W	38	27	59.5	34	68	I		
	2001.11- 2004.12	AT	L/R	F	All-wheel Drive Saloon Engine AVF	203052	Drive Shaft	45W	38		59.5	34.5	522			
	2001.11- 2004.12			F	All-wheel Drive Saloon Engine AVF	803058	Outer Joint	45W	38	33	59.5	34	55	M		
2.0 (96 kW)	2000.11- 2004.12	MT		F	Saloon Engine ALT	661044	Inner Joint			34		85				
	2000.11- 2004.12	MT		F	Saloon Engine ALT	803092	Outer Joint	45W	38	27	59.5	34	68	I		
	2000.11- 2004.12	MT/AT		F	Saloon Engine ALT	803058	Outer Joint	45W	38	33	59.5	34	55	M		
	2000.11- 2004.12			F	Saloon Engine ALT	803030	Outer Joint		38	33	59.5	34	55	M		
2.0 FSi (110 kW)	2002.07- 2004.12	MT/AT		F	Saloon Engine AWA	661044	Inner Joint			34		85				
	2002.07- 2004.12	Semi-AT		F	Saloon Engine AWA	803092	Outer Joint	45W	38	27	59.5	34	68	I		
	2002.07- 2004.12	AT	L/R	F	Saloon Engine AWA	203052	Drive Shaft	45W	38		59.5	34.5	522			
	2002.07- 2004.12	MT		F	Saloon Engine AWA	803058	Outer Joint	45W	38	33	59.5	34	55	M		
	2002.07- 2004.12	MT		F	Saloon Engine AWA	803030	Outer Joint		38	33	59.5	34	55	M		
2.4 (120 kW)	2001.09- 2004.12	MT/AT		F	Saloon Engine AMM	661044	Inner Joint			34		85				
	2001.09- 2004.12	MT		F	Saloon Engine AMM	803067	Outer Joint	45W	38	27	59.5	34	68	M		
	2001.09- 2004.12			F	Saloon Engine AMM	803092	Outer Joint	45W	38	27	59.5	34	68	I		
	2001.09- 2004.12	AT	L/R	F	Saloon Engine AMM	203052	Drive Shaft	45W	38		59.5	34.5	522			
2.4 (125 kW)	2001.09- 2004.12	MT	L	F	Saloon Engine BDV	203057	Drive Shaft	45W	38		59.5	34.5	593			
	2001.09- 2004.12	MT	R	F	Saloon Engine BDV	203058	Drive Shaft	45W	38		59.5	34.5	613			
	2001.09- 2004.12	MT/AT		F	Saloon Engine BDV	661044	Inner Joint			34		85				
	2001.09- 2004.12	MT		F	Saloon Engine BDV	803067	Outer Joint	45W	38	27	59.5	34	68	M		
	2001.09- 2004.12	MT&Semi-AT		F	Saloon Engine BDV	803092	Outer Joint	45W	38	27	59.5	34	68	I		
	2001.09- 2004.12	AT	L/R	F	Saloon Engine BDV	203052	Drive Shaft	45W	38		59.5	34.5	522			
2.5 TDi (114 kW)	2001.08- 2002.07	MT	L	F	Saloon Engine AYM	203057	Drive Shaft	45W	38		59.5	34.5	593			
	2001.08- 2002.07	MT	R	F	Saloon Engine AYM	203058	Drive Shaft	45W	38		59.5	34.5	613			
	2001.08- 2002.07	MT/AT		F	Saloon Engine AYM	661044	Inner Joint			34		85				
	2001.08- 2002.07	MT		F	Saloon Engine AYM	803067	Outer Joint	45W	38	27	59.5	34	68	M		
	2001.08- 2002.07	MT		F	Saloon Engine AYM	803092	Outer Joint	45W	38	27	59.5	34	68	I		
	2001.08- 2002.07	AT	L/R	F	Saloon Engine AYM	203052	Drive Shaft	45W	38		59.5	34.5	522			
2.5 TDi (120 kW)	2002.07- 2004.12	MT	L	F	Saloon Engine BCZ/BDG/BFC	203057	Drive Shaft	45W	38		59.5	34.5	593			
	2002.07- 2004.12	MT	R	F	Saloon Engine BCZ/BDG/BFC	203058	Drive Shaft	45W	38		59.5	34.5	613			
	2002.07- 2004.12	MT/AT		F	Saloon Engine BCZ/BDG/BFC	661044	Inner Joint			34		85				
	2002.07- 2004.12	MT		F	Saloon Engine BCZ/BDG/BFC	803067	Outer Joint	45W	38	27	59.5	34	68	M		
	2002.07- 2004.12	MT&Semi-AT		F	Saloon Engine BCZ/BDG/BFC	803092	Outer Joint	45W	38	27	59.5	34	68	I		
	2002.07- 2004.12	AT	L/R	F	Saloon Engine BCZ/BDG/BFC	203052	Drive Shaft	45W	38		59.5	34.5	522			
	2002.07- 2004.12			F	Saloon Engine BCZ/BDG/BFC	803078	Outer Joint	45W	38	27	59.5	34.5	63	M		
2.5 TDi Quattro (132 kW)	2000.11- 2004.12	MT	L	F	All-wheel Drive Saloon Engine AKE/BAU/BDH	203057	Drive Shaft	45W	38		59.5	34.5	593			
	2000.11- 2004.12	MT	R	F	All-wheel Drive Saloon Engine AKE/BAU/BDH	203058	Drive Shaft	45W	38		59.5	34.5	613			
	2000.11- 2004.12	MT		F	All-wheel Drive Saloon Engine AKE/BAU/BDH	661044	Inner Joint			34		85				
	2000.11- 2004.12	MT		F	All-wheel Drive Saloon Engine AKE/BAU/BDH	803067	Outer Joint	45W	38	27	59.5	34	68	M		
	2000.11- 2004.12	MT&AT		F	All-wheel Drive Saloon Engine AKE/BAU/BDH	803092	Outer Joint	45W	38	27	59.5	34	68	I		
3.0 (160 kW)	2001.04- 2004.12	MT	L	F	Saloon Engine BBJ	203057	Drive Shaft	45W	38		59.5	34.5	593			
	2001.04- 2004.12	MT	R	F	Saloon Engine BBJ	203058	Drive Shaft	45W	38		59.5	34.5	613			
	2001.04- 2004.12	MT/AT		F	Saloon Engine BBJ	661044	Inner Joint			34		85				
	2001.04- 2004.12	MT		F	Saloon Engine BBJ	803067	Outer Joint	45W	38	27	59.5	34	68	M		
	2001.04- 2004.12	MT&Semi-AT		F	Saloon Engine BBJ	803092	Outer Joint	45W	38	27	59.5	34	68	I		
	2001.04- 2004.12	AT	L/R	F	Saloon Engine BBJ	203052	Drive Shaft	45W	38		59.5	34.5	522			





	 YEAR	TRANSM	L/R	F/R	REMARKS	GSP Ref.	 PRODUCT	 ABS	Technical Specifications									
									A	B	C	H	L	P				
AUDI																		
A4 (8E2, B6)																		
3.0 (162 kW)	2000.11- 2004.12	MT	L	F	Saloon Engine ASN	203057	Drive Shaft	45W	38		59.5	34.5	593					
	2000.11- 2004.12	MT	R	F	Saloon Engine ASN	203058	Drive Shaft	45W	38		59.5	34.5	613					
	2000.11- 2004.12	MT/AT		F	Saloon Engine ASN	661044	Inner Joint			34		85						
	2000.11- 2004.12	MT		F	Saloon Engine ASN	803067	Outer Joint	45W	38	27	59.5	34	68	M				
	2000.11- 2004.12	MT&AT		F	Saloon Engine ASN	803092	Outer Joint	45W	38	27	59.5	34	68	I				
3.0 Quattro (160 kW)	2001.04- 2004.12	AT		F	All-wheel Drive Saloon Engine BBJ	661044	Inner Joint			34		85						
	2001.04- 2004.12			F	All-wheel Drive Saloon Engine BBJ	803092	Outer Joint	45W	38	27	59.5	34	68	I				
	2001.04- 2004.12	AT	L/R	F	All-wheel Drive Saloon Engine BBJ	203052	Drive Shaft	45W	38		59.5	34.5	522					
3.0 Quattro (162 kW)	2000.11- 2004.12	AT		F	All-wheel Drive Saloon Engine ASN	661044	Inner Joint			34		85						
	2000.11- 2004.12	MT/AT		F	All-wheel Drive Saloon Engine ASN	803092	Outer Joint	45W	38	27	59.5	34	68	I				
	2000.11- 2004.12	AT	L/R	F	All-wheel Drive Saloon Engine ASN	203052	Drive Shaft	45W	38		59.5	34.5	522					
4.2 S4 Quattro (253 kW)	2003.03- 2004.12			F	All-wheel Drive Saloon Engine BBK	803067	Outer Joint	45W	38	27	59.5	34	68	M				
	2003.03- 2004.12				All-wheel Drive Saloon Engine BBK	803078	Outer Joint	45W	38	27	59.5	34.5	63	M				
A4 (8EC, B7)																		
1.6 (75 kW)	2004.11- 2008.06			F	Saloon Engine ALZ	803058	Outer Joint	45W	38	33	59.5	34	55	M				
	2004.11- 2008.06			F	Saloon Engine ALZ	803030	Outer Joint		38	33	59.5	34	55	M				
1.8 T (120 kW)	2004.11- 2008.06	MT/AT		F	Saloon Engine BFB	661044	Inner Joint			34		85						
	2004.11- 2008.06			F	Saloon Engine BFB	803067	Outer Joint	45W	38	27	59.5	34	68	M				
	2004.11- 2008.06			F	Saloon Engine BFB	803092	Outer Joint	45W	38	27	59.5	34	68	I				
	2004.11- 2008.06		L/R	F	Saloon Engine BFB	203052	Drive Shaft	45W	38		59.5	34.5	522					
	2004.11- 2008.06	MT&AT		F	Saloon Engine BFB	803078	Outer Joint	45W	38	27	59.5	34.5	63	M				
1.8 T Quattro (120 kW)	2004.11- 2008.06	MT/AT		F	All-wheel Drive Saloon Engine BFB	661044	Inner Joint			34		85						
	2004.11- 2008.06			F	All-wheel Drive Saloon Engine BFB	803067	Outer Joint	45W	38	27	59.5	34	68	M				
	2004.11- 2008.06	AT			All-wheel Drive Saloon Engine BFB	803058	Outer Joint	45W	38	33	59.5	34	55	M				
	2004.11- 2008.06			F	All-wheel Drive Saloon Engine BFB	803030	Outer Joint		38	33	59.5	34	55	M				
1.9 TDi (85 kW)	2004.11- 2008.06	MT		F	Saloon Engine BKE/BRB	661044	Inner Joint			34		85						
	2004.11- 2008.06			F	Saloon Engine BKE/BRB	803067	Outer Joint	45W	38	27	59.5	34	68	M				
	2004.11- 2008.06			F	Saloon Engine BKE/BRB	803078	Outer Joint	45W	38	27	59.5	34.5	63	M				
2.0 (96 kW)	2004.11- 2008.06	MT		F	Saloon Engine ALT	661044	Inner Joint			34		85						
	2004.11- 2008.06	MT		F	Saloon Engine ALT	803058	Outer Joint	45W	38	33	59.5	34	55	M				
	2004.11- 2008.06			F	Saloon Engine ALT	803030	Outer Joint		38	33	59.5	34	55	M				
2.0 TDi (100 kW)	2007.02- 2007.08	MT		F	Saloon Engine BNA/BRF	661044	Inner Joint			34		85						
	2007.02- 2007.08			F	Saloon Engine BNA/BRF	803067	Outer Joint	45W	38	27	59.5	34	68	M				
	2007.02- 2007.08			F	Saloon Engine BNA/BRF	803092	Outer Joint	45W	38	27	59.5	34	68	I				
	2007.02- 2007.08			F	Saloon Engine BNA/BRF	803078	Outer Joint	45W	38	27	59.5	34.5	63	M				
2.0 TDi (103 kW)	2007.02- 2007.08	MT		F	Saloon Engine BPW	661044	Inner Joint			34		85						
	2007.02- 2007.08			F	Saloon Engine BPW	803067	Outer Joint	45W	38	27	59.5	34	68	M				
	2007.02- 2007.08			F	Saloon Engine BPW	803092	Outer Joint	45W	38	27	59.5	34	68	I				
	2007.02- 2007.08	AT		F	Saloon Engine BPW	803078	Outer Joint	45W	38	27	59.5	34.5	63	M				
2.0 TDi (125 kW)	2006.05- 2007.08	MT		F	Saloon Engine BRD	661044	Inner Joint			34		85						
	2006.05- 2007.08			F	Saloon Engine BRD	803067	Outer Joint	45W	38	27	59.5	34	68	M				
	2006.05- 2007.08			F	Saloon Engine BRD	803078	Outer Joint	45W	38	27	59.5	34.5	63	M				
2.0 TDi 16V (103 kW)	2004.11- 2008.06	MT		F	Saloon Engine BLB/BRE	661044	Inner Joint			34		85						
	2004.11- 2008.06			F	Saloon Engine BLB/BRE	803067	Outer Joint	45W	38	27	59.5	34	68	M				
	2004.11- 2008.06			F	Saloon Engine BLB/BRE	803092	Outer Joint	45W	38	27	59.5	34	68	I				
	2004.11- 2008.06	AT		F	Saloon Engine BLB/BRE	803078	Outer Joint	45W	38	27	59.5	34.5	63	M				
2.0 TDi Quattro (103 kW)	2006.01- 2008.06			F	All-wheel Drive Saloon Engine BPW	803067	Outer Joint	45W	38	27	59.5	34	68	M				
	2006.01- 2008.06	AT			All-wheel Drive Saloon Engine BPW	803078	Outer Joint	45W	38	27	59.5	34.5	63	M				
2.0 TDi Quattro (125 kW)	2006.05- 2007.08			F	All-wheel Drive Saloon Engine BRD	803067	Outer Joint	45W	38	27	59.5	34	68	M				
	2006.05- 2007.08				All-wheel Drive Saloon Engine BRD	803058	Outer Joint	45W	38	33	59.5	34	55	M				
	2006.05- 2007.08				All-wheel Drive Saloon Engine BRD	803030	Outer Joint		38	33	59.5	34	55	M				
2.0 TFSi (125 kW)	2006.10- 2008.06			F	Saloon Engine BPJ/BYK	803092	Outer Joint	45W	38	27	59.5	34	68	I				
	2006.10- 2008.06			F	Saloon Engine BPJ/BYK	803078	Outer Joint	45W	38	27	59.5	34.5	63	M				
2.0 TFSi (147 kW)	2004.11- 2008.06	MT/AT		F	Saloon Engine BGB/BWE	661044	Inner Joint			34		85						
	2004.11- 2008.06			F	Saloon Engine BGB/BWE	803067	Outer Joint	45W	38	27	59.5	34	68	M				
	2004.11- 2008.06			F	Saloon Engine BGB/BWE	803092	Outer Joint	45W	38	27	59.5	34	68	I				
	2004.11- 2008.06		L/R	F	Saloon Engine BGB/BWE	203052	Drive Shaft	45W	38		59.5	34.5	522					
	2004.11- 2008.06			F	Saloon Engine BGB/BWE	803078	Outer Joint	45W	38	27	59.5	34.5	63	M				
2.0 TFSi (162 kW)	2005.12- 2007.08	MT		F	Saloon Engine BUL	661044	Inner Joint			34		85						
	2005.12- 2007.08			F	Saloon Engine BUL	803067	Outer Joint	45W	38	27	59.5	34	68	M				
	2005.12- 2007.08			F	Saloon Engine BUL	803078	Outer Joint	45W	38	27	59.5	34.5	63	M				





	 YEAR	TRANSM	L/R	F/R	REMARKS	GSP Ref.	 PRODUCT	 ABS	Technical Specifications							
									A	B	C	H	L	P		
AUDI																
A4 (8EC, B7)																
2.0 TFSi Quattro (147 kW)	2004.11- 2008.06			F	All-wheel Drive Saloon Engine BGB/BWE	803067	Outer Joint	45W	38	27	59.5	34	68	M		
	2004.11- 2008.06				All-wheel Drive Saloon Engine BGB/BWE	803058	Outer Joint	45W	38	33	59.5	34	55	M		
	2004.11- 2008.06			F	All-wheel Drive Saloon Engine BGB/BWE	803030	Outer Joint		38	33	59.5	34	55	M		
2.0 TFSi Quattro (162 kW)	2005.04- 2007.08			F	All-wheel Drive Saloon Engine BUL	803067	Outer Joint	45W	38	27	59.5	34	68	M		
	2005.04- 2007.08				All-wheel Drive Saloon Engine BUL	803058	Outer Joint	45W	38	33	59.5	34	55	M		
2.5 TDi (120 kW)	2004.11- 2006.05	AT		F	Saloon Engine BDG	661044	Inner Joint				34		85			
	2004.11- 2006.05	MT		F	Saloon Engine BDG	803067	Outer Joint	45W	38	27	59.5	34	68	M		
	2004.11- 2006.05			F	Saloon Engine BDG	803092	Outer Joint	45W	38	27	59.5	34	68	I		
	2004.11- 2006.05		L/R	F	Saloon Engine BDG	203052	Drive Shaft	45W	38		59.5	34.5	522			
	2004.11- 2006.05	MT&AT		F	Saloon Engine BDG	803078	Outer Joint	45W	38	27	59.5	34.5	63	M		
2.7 TDi (132 kW)	2006.02- 2007.08			F	Saloon Engine BPP	803058	Outer Joint	45W	38	33	59.5	34	55	M		
3.0 (160 kW)	2004.11- 2006.05			F	Saloon Engine BBJ	803067	Outer Joint	45W	38	27	59.5	34	68	M		
	2004.11- 2006.05			F	Saloon Engine BBJ	803092	Outer Joint	45W	38	27	59.5	34	68	I		
	2004.11- 2006.05			F	Saloon Engine BBJ	803078	Outer Joint	45W	38	27	59.5	34.5	63	M		
3.0 Quattro (160 kW)	2004.11- 2006.07			F	All-wheel Drive Saloon Engine BBJ	803067	Outer Joint	45W	38	27	59.5	34	68	M		
	2004.11- 2006.07			F	All-wheel Drive Saloon Engine BBJ	803092	Outer Joint	45W	38	27	59.5	34	68	I		
	2004.11- 2006.07				All-wheel Drive Saloon Engine BBJ	803078	Outer Joint	45W	38	27	59.5	34.5	63	M		
3.0 TDi Quattro (150 kW)	2004.11- 2008.06	MT		F	All-wheel Drive Saloon Engine BKN	661044	Inner Joint				34		85			
	2004.11- 2008.06			F	All-wheel Drive Saloon Engine BKN	803067	Outer Joint	45W	38	27	59.5	34	68	M		
	2004.11- 2008.06				All-wheel Drive Saloon Engine BKN	803078	Outer Joint	45W	38	27	59.5	34.5	63	M		
3.0 TDi Quattro (171 kW)	2007.02- 2007.08	MT		F	All-wheel Drive Saloon Engine ASB	661044	Inner Joint				34		85			
	2007.02- 2007.08			F	All-wheel Drive Saloon Engine ASB	803067	Outer Joint	45W	38	27	59.5	34	68	M		
	2007.02- 2007.08				All-wheel Drive Saloon Engine ASB	803078	Outer Joint	45W	38	27	59.5	34.5	63	M		
3.2 FSi (188 kW)	2005.01- 2008.06	AT		F	Saloon Engine AUK	661044	Inner Joint				34		85			
	2005.01- 2008.06	MT		F	Saloon Engine AUK	803067	Outer Joint	45W	38	27	59.5	34	68	M		
	2005.01- 2008.06	MT&AT		F	Saloon Engine AUK	803078	Outer Joint	45W	38	27	59.5	34.5	63	M		
3.2 FSi Quattro (188 kW)	2005.01- 2008.06			F	All-wheel Drive Saloon Engine AUK	803092	Outer Joint	45W	38	27	59.5	34	68	I		
	2005.01- 2008.06	MT&AT			All-wheel Drive Saloon Engine AUK	803078	Outer Joint	45W	38	27	59.5	34.5	63	M		
4.2 RS4 Quattro (309 kW)	2005.09- 2008.06			F	All-wheel Drive Saloon Engine BNS	803067	Outer Joint	45W	38	27	59.5	34	68	M		
	2005.09- 2008.06	MT&AT			All-wheel Drive Saloon Engine BNS	803078	Outer Joint	45W	38	27	59.5	34.5	63	M		
4.2 S4 Quattro (253 kW)	2007.02- 2007.08				All-wheel Drive Saloon Engine BBK	803078	Outer Joint	45W	38	27	59.5	34.5	63	M		
	2007.02- 2007.08	MT		F	All-wheel Drive Saloon Engine BBK	661044	Inner Joint				34		85			
	2007.02- 2007.08			F	All-wheel Drive Saloon Engine BBK	803067	Outer Joint	45W	38	27	59.5	34	68	M		
A4 (8H7, B6, 8HE, B7)																
1.8 T (120 kW)	2002.07- 2009.03	MT	L	F	Convertible Engine BFB	203057	Drive Shaft	45W	38		59.5	34.5	593			
	2002.07- 2009.03	MT	R	F	Convertible Engine BFB	203058	Drive Shaft	45W	38		59.5	34.5	613			
	2002.07- 2009.03	MT/AT		F	Convertible Engine BFB	661044	Inner Joint				34		85			
	2002.07- 2009.03	MT		F	Convertible Engine BFB	803067	Outer Joint	45W	38	27	59.5	34	68	M		
	2002.07- 2009.03	MT&Semi-AT		F	Convertible Engine BFB	803092	Outer Joint	45W	38	27	59.5	34	68	I		
	2002.07- 2009.03	AT	L/R	F	Convertible Engine BFB	203052	Drive Shaft	45W	38		59.5	34.5	522			
1.8 T Quattro (120 kW)	2003.05- 2005.10	MT/AT		F	All-wheel Drive Convertible Engine BFB	661044	Inner Joint				34		85			
	2003.05- 2005.10	AT	L/R	F	All-wheel Drive Convertible Engine BFB	203052	Drive Shaft	45W	38		59.5	34.5	522			
	2003.05- 2005.10				All-wheel Drive Convertible Engine BFB	803058	Outer Joint	45W	38	33	59.5	34	55	M		
2.0 (96 kW)	2004.09- 2005.12	MT		F	Convertible Engine ALT	661044	Inner Joint				34		85			
	2004.09- 2005.12	MT		F	Convertible Engine ALT	803092	Outer Joint	45W	38	27	59.5	34	68	I		
	2004.09- 2005.12			F	Convertible Engine ALT	803058	Outer Joint	45W	38	33	59.5	34	55	M		
	2004.09- 2005.12			F	Convertible Engine ALT	803030	Outer Joint		38	33	59.5	34	55	M		
2.0 TDi (100 kW)	2006.01- 2009.03			F	Convertible Engine BRC	803078	Outer Joint	45W	38	27	59.5	34.5	63	M		
	2006.01- 2009.03	MT		F	Convertible Engine BRC	803067	Outer Joint	45W	38	27	59.5	34	68	M		
	2006.01- 2009.03	Semi-AT		F	Convertible Engine BRC	803092	Outer Joint	45W	38	27	59.5	34	68	I		
2.0 TDi (103 kW)	2005.11- 2007.04	AT		F	Convertible Engine BPW	803078	Outer Joint	45W	38	27	59.5	34.5	63	M		
	2005.11- 2007.04			F	Convertible Engine BPW	803078	Outer Joint	45W	38	27	59.5	34.5	63	M		
	2005.11- 2007.04	MT		F	Convertible Engine BPW	661044	Inner Joint				34		85			
	2005.11- 2007.04	MT		F	Convertible Engine BPW	803067	Outer Joint	45W	38	27	59.5	34	68	M		
	2005.11- 2007.04			F	Convertible Engine BPW	803092	Outer Joint	45W	38	27	59.5	34	68	I		
2.0 TFSi 16V (147 kW)	2005.11- 2007.04	AT		F	Convertible Engine BWE	803078	Outer Joint	45W	38	27	59.5	34.5	63	M		
	2005.11- 2007.04			F	Convertible Engine BWE	803078	Outer Joint	45W	38	27	59.5	34.5	63	M		
	2005.11- 2007.04	AT		F	Convertible Engine BWE	661044	Inner Joint				34		85			
	2005.11- 2007.04	MT		F	Convertible Engine BWE	803067	Outer Joint	45W	38	27	59.5	34	68	M		
	2005.11- 2007.04			F	Convertible Engine BWE	803092	Outer Joint	45W	38	27	59.5	34	68	I		
	2005.11- 2007.04		L/R	F	Convertible Engine BWE	203052	Drive Shaft	45W	38		59.5	34.5	522			





	 YEAR	TRANSM	L/R	F/R	REMARKS	GSP Ref.	 PRODUCT	 ABS	Technical Specifications									
									A	B	C	H	L	P				
AUDI																		
A4 (8H7, B6, 8HE, B7)																		
2.4 (120 kW)	2002.04- 2005.12	MT	L	F	Convertible Engine AMM	203057	Drive Shaft	45W	38		59.5	34.5	593					
	2002.04- 2005.12	MT	R	F	Convertible Engine AMM	203058	Drive Shaft	45W	38		59.5	34.5	613					
	2002.04- 2005.12	MT/AT		F	Convertible Engine AMM	661044	Inner Joint			34		85						
	2002.04- 2005.12	MT		F	Convertible Engine AMM	803067	Outer Joint	45W	38	27	59.5	34	68	M				
	2002.04- 2005.12	MT&Semi-AT		F	Convertible Engine AMM	803092	Outer Joint	45W	38	27	59.5	34	68	I				
	2002.04- 2005.12	AT	L/R	F	Convertible Engine AMM	203052	Drive Shaft	45W	38		59.5	34.5	522					
2.4 (125 kW)	2002.04- 2005.12	MT	L	F	Convertible Engine BDV	203057	Drive Shaft	45W	38		59.5	34.5	593					
	2002.04- 2005.12	MT	R	F	Convertible Engine BDV	203058	Drive Shaft	45W	38		59.5	34.5	613					
	2002.04- 2005.12	MT/AT		F	Convertible Engine BDV	661044	Inner Joint			34		85						
	2002.04- 2005.12	MT		F	Convertible Engine BDV	803067	Outer Joint	45W	38	27	59.5	34	68	M				
	2002.04- 2005.12	MT&Semi-AT		F	Convertible Engine BDV	803092	Outer Joint	45W	38	27	59.5	34	68	I				
	2002.04- 2005.12	AT	L/R	F	Convertible Engine BDV	203052	Drive Shaft	45W	38		59.5	34.5	522					
2.5 TDi (120 kW)	2002.08- 2005.12			F	Convertible Engine BCZ/BDG/BFC	803078	Outer Joint	45W	38	27	59.5	34.5	63	M				
	2002.08- 2005.12	MT	L	F	Convertible Engine BCZ/BDG/BFC	203057	Drive Shaft	45W	38		59.5	34.5	593					
	2002.08- 2005.12	MT	R	F	Convertible Engine BCZ/BDG/BFC	203058	Drive Shaft	45W	38		59.5	34.5	613					
	2002.08- 2005.12	MT/AT		F	Convertible Engine BCZ/BDG/BFC	661044	Inner Joint			34		85						
	2002.08- 2005.12	MT		F	Convertible Engine BCZ/BDG/BFC	803067	Outer Joint	45W	38	27	59.5	34	68	M				
	2002.08- 2005.12	MT&Semi-AT		F	Convertible Engine BCZ/BDG/BFC	803092	Outer Joint	45W	38	27	59.5	34	68	I				
	2002.08- 2005.12	AT	L/R	F	Convertible Engine BCZ/BDG/BFC	203052	Drive Shaft	45W	38		59.5	34.5	522					
3.0 (162 kW)	2002.04- 2005.12	MT	L	F	Convertible Engine ASN	203057	Drive Shaft	45W	38		59.5	34.5	593					
	2002.04- 2005.12	MT	R	F	Convertible Engine ASN	203058	Drive Shaft	45W	38		59.5	34.5	613					
	2002.04- 2005.12	MT/AT		F	Convertible Engine ASN	661044	Inner Joint			34		85						
	2002.04- 2005.12	MT		F	Convertible Engine ASN	803067	Outer Joint	45W	38	27	59.5	34	68	M				
	2002.04- 2005.12	MT/AT		F	Convertible Engine ASN	803092	Outer Joint	45W	38	27	59.5	34	68	I				
	2002.04- 2005.12	AT	L/R	F	Convertible Engine ASN	203052	Drive Shaft	45W	38		59.5	34.5	522					
	2002.04- 2005.12			F	Convertible Engine ASN	803058	Outer Joint	45W	38	33	59.5	34	55	M				
3.0 Quattro (162 kW)	2003.05- 2005.10	AT		F	All-wheel Drive Convertible Engine ASN	661044	Inner Joint			34		85						
	2003.05- 2005.10	MT/AT		F	All-wheel Drive Convertible Engine ASN	803092	Outer Joint	45W	38	27	59.5	34	68	I				
	2003.05- 2005.10	AT	L/R	F	All-wheel Drive Convertible Engine ASN	203052	Drive Shaft	45W	38		59.5	34.5	522					
	2003.05- 2005.10				All-wheel Drive Convertible Engine ASN	803058	Outer Joint	45W	38	33	59.5	34	55	M				
3.0 TDi Quattro (150 kW)	2006.01- 2009.03				All-wheel Drive Convertible Engine BKN	803078	Outer Joint	45W	38	27	59.5	34.5	63	M				
	2006.01- 2009.03				All-wheel Drive Convertible Engine BKN	803067	Outer Joint	45W	38	27	59.5	34	68	M				
3.0 TDi Quattro (171 kW)	2005.11- 2007.04	AT			All-wheel Drive Convertible Engine ASB	803078	Outer Joint	45W	38	27	59.5	34.5	63	M				
	2005.11- 2007.04				All-wheel Drive Convertible Engine ASB	803078	Outer Joint	45W	38	27	59.5	34.5	63	M				
	2005.11- 2007.04	MT		F	All-wheel Drive Convertible Engine ASB	661044	Inner Joint			34		85						
	2005.11- 2007.04			F	All-wheel Drive Convertible Engine ASB	803067	Outer Joint	45W	38	27	59.5	34	68	M				
3.2 FSi (188 kW)	2005.11- 2007.04	AT		F	Convertible Engine AUK	803078	Outer Joint	45W	38	27	59.5	34.5	63	M				
	2005.11- 2007.04	AT		F	Convertible Engine AUK	661044	Inner Joint			34		85						
	2005.11- 2007.04			F	Convertible Engine AUK	803092	Outer Joint	45W	38	27	59.5	34	68	I				
3.2 FSi Quattro (188 kW)	2005.11- 2007.04	AT			All-wheel Drive Convertible Engine AUK	803078	Outer Joint	45W	38	27	59.5	34.5	63	M				
	2005.11- 2007.04	AT		F	All-wheel Drive Convertible Engine AUK	661044	Inner Joint			34		85						
	2005.11- 2007.04			F	All-wheel Drive Convertible Engine AUK	803092	Outer Joint	45W	38	27	59.5	34	68	I				
4.2 RS4 Quattro (309 kW)	2006.03- 2009.03			F	All-wheel Drive Convertible Engine BNS	803067	Outer Joint	45W	38	27	59.5	34	68	M				
4.2 S4 Quattro (253 kW)	2004.01- 2007.12	AT			All-wheel Drive Convertible Engine BBK	803078	Outer Joint	45W	38	27	59.5	34.5	63	M				
	2004.01- 2007.12				All-wheel Drive Convertible Engine BBK	803078	Outer Joint	45W	38	27	59.5	34.5	63	M				
	2004.01- 2007.12			F	All-wheel Drive Convertible Engine BBK	803067	Outer Joint	45W	38	27	59.5	34	68	M				
A4 (8K2, B8)																		
1.8 TFSi (118 kW)	2007.11-	6MT/CVT	L/R	F	Saloon Engine CABB/CCUA/CDHB	803087	Outer Joint		42	27	76.5	34	54.5	M				
1.8 TFSi (88 kW)	2008.02-	6MT/CVT	L/R	F	Saloon Engine CABA/CDHA	803087	Outer Joint		42	27	76.5	34	54.5	M				
1.8 TFSi Quattro (118 kW)	2008.09-			F	All-wheel Drive Saloon Engine CDHB	803086	Outer Joint		42	33	76.5	34	45.5	M				
2.0 TDi (100 kW)	2007.11-	6MT/CVT	L/R	F	Saloon Engine CAGB/CJCB	803087	Outer Joint		42	27	76.5	34	54.5	M				
	2007.11-	6MT		F	Saloon Engine CAGB/CJCB	803087	Outer Joint		42	27	76.5	34	54.5	M				
2.0 TDi (105 kW)	2007.11-	6MT/CVT	L/R	F	Saloon Engine CAGA/CJCA/CMEA/CMFA	803087	Outer Joint		42	27	76.5	34	54.5	M				
	2007.11-	6MT		F	Saloon Engine CAGA/CJCA/CMEA/CMFA	803087	Outer Joint		42	27	76.5	34	54.5	M				
2.0 TDi (120 kW)	2008.08-		L/R	F	Saloon Engine CAHB/CGLD	803087	Outer Joint		42	27	76.5	34	54.5	M				
	2008.08-	6MT		F	Saloon Engine CAHB/CGLD	803087	Outer Joint		42	27	76.5	34	54.5	M				
2.0 TDi (125 kW)	2008.01-		L/R	F	Saloon Engine CAHA	803087	Outer Joint		42	27	76.5	34	54.5	M				
	2008.01-	6MT		F	Saloon Engine CAHA	803087	Outer Joint		42	27	76.5	34	54.5	M				
2.0 TDi (88 kW)	2008.06-		L/R	F	Saloon Engine CAGC/CJCC	803087	Outer Joint		42	27	76.5	34	54.5	M				
	2008.06-	6MT		F	Saloon Engine CAGC/CJCC	803087	Outer Joint		42	27	76.5	34	54.5	M				
2.0 TDi Quattro (105 kW)	2008.11-			F	All-wheel Drive Saloon Engine CAGA/CJCA	803086	Outer Joint		42	33	76.5	34	45.5	M				
2.0 TDi Quattro (125 kW)	2008.01-			F	All-wheel Drive Saloon Engine CAHA	803086	Outer Joint		42	33	76.5	34	45.5	M				





	 YEAR	TRANSM	L/R	F/R	REMARKS	GSP Ref.	 PRODUCT	 ABS	Technical Specifications									
									A	B	C	H	L	P				
AUDI																		
A4 (8K2, B8)																		
2.0 TFSi (132 kW)	2008.06-		L/R	F	Saloon Engine CAEA/CDNB/CDZA	803087	Outer Joint		42	27	76.5	34	54.5	M				
	2008.06-			F	Saloon Engine CAEA/CDNB/CDZA	803086	Outer Joint		42	33	76.5	34	45.5	M				
	2008.06-	6MT		F	Saloon Engine CAEA/CDNB/CDZA	803087	Outer Joint		42	27	76.5	34	54.5	M				
2.0 TFSi (155 kW)	2008.06-		L/R	F	Saloon Engine CADA/CAEB/CDNC	803087	Outer Joint		42	27	76.5	34	54.5	M				
	2008.06-	6MT		F	Saloon Engine CADA/CAEB/CDNC	803087	Outer Joint		42	27	76.5	34	54.5	M				
2.0 TFSi Flexfuel (132 kW)	2009.11-		L/R	F	Saloon Engine CFKA	803087	Outer Joint		42	27	76.5	34	54.5	M				
	2009.11-			F	Saloon Engine CFKA	803087	Outer Joint		42	27	76.5	34	54.5	M				
2.0 TFSi Flexfuel Quattro (132 kW)	2009.11-			F	All-wheel Drive Saloon Engine CFKA	803086	Outer Joint		42	33	76.5	34	45.5	M				
2.0 TFSi Quattro (155 kW)	2008.06-			F	All-wheel Drive Saloon Engine CDNC/CPMA	803086	Outer Joint		42	33	76.5	34	45.5	M				
2.7 TDi (140 kW)	2007.11-	6MT		F	Saloon Engine CAMA/CGKA	803088	Outer Joint		42	29	76.5	34	61.5	M				
	2007.11-		L/R	F	Saloon Engine CAMA/CGKA	203321	Drive Shaft		42		76.5	34	462					
3.0 S4 Quattro (245 kW)	2008.11-		L/R		All-wheel Drive Saloon Engine CAKA/CCBA/CGWC/CGXC/CTUB	803087	Outer Joint		42	27	76.5	34	54.5	M				
	2008.11-			F	All-wheel Drive Saloon Engine CAKA/CCBA/CGWC/CGXC/CTUB	803086	Outer Joint		42	33	76.5	34	45.5	M				
	2008.11-			R	All-wheel Drive Saloon Engine CAKA/CCBA/CGWC/CGXC/CTUB	803088	Outer Joint		42	29	76.5	34	61.5	M				
3.0 TDi Quattro (155 kW)	2008.06-		L/R		All-wheel Drive Saloon Engine CCWB	803087	Outer Joint		42	27	76.5	34	54.5	M				
	2008.06-			R	All-wheel Drive Saloon Engine CCWB	803088	Outer Joint		42	29	76.5	34	61.5	M				
3.0 TDi Quattro (176 kW)	2007.11-	6MT/CVT	L/R		All-wheel Drive Saloon Engine CAPA/CCLA/CCWA	803087	Outer Joint		42	27	76.5	34	54.5	M				
	2007.11-	6MT	L/R		All-wheel Drive Saloon Engine CAPA/CCLA/CCWA	203321	Drive Shaft		42		76.5	34	462					
3.2 FSi (195 kW)	2008.09-		L/R	F	Saloon Engine CALA	803087	Outer Joint		42	27	76.5	34	54.5	M				
	2008.09-			F	Saloon Engine CALA	803087	Outer Joint		42	27	76.5	34	54.5	M				
3.2 FSi Quattro (195 kW)	2007.11-	MT/AT		F	All-wheel Drive Saloon Engine CALA	803086	Outer Joint		42	33	76.5	34	45.5	M				
A4 / A4 AVANT																		
1.6		MT/AT				803045	Outer Joint		33	30	53	30	62	I				
1.8		MT/AT				803045	Outer Joint		33	30	53	30	62	I				
1.9		MT/AT				803045	Outer Joint		33	30	53	30	62	I				
A4 ALLROAD (8KH, B8)																		
2.0 TDi Quattro (105 kW)	2009.09-				All-wheel Drive Estate Engine CAGA/CJCA	803086	Outer Joint		42	33	76.5	34	45.5	M				
2.0 TDi Quattro (125 kW)	2009.04-	6MT/7AT		F	All-wheel Drive Estate Engine CAHA	803086	Outer Joint		42	33	76.5	34	45.5	M				
2.0 TFSi Quattro (155 kW)	2009.04-	6MT/7AT		F	All-wheel Drive Estate Engine CDNC/CPMA	803086	Outer Joint		42	33	76.5	34	45.5	M				
3.0 TDi Quattro (176 kW)	2009.04-	6MT/7AT	L/R		All-wheel Drive Estate Engine CCWA	803087	Outer Joint		42	27	76.5	34	54.5	M				
A4 AVANT (8D5, B5)																		
1.6 (74 kW)	1994.11- 2001.09	MT		F	Estate Engine ADP/AHL/ANA/ARM	603002	Inner Joint				33		32					
	1994.11- 2001.09	MT/AT		F	Estate Engine ADP/AHL/ANA/ARM	803018	Outer Joint	45W	33	30	53	30	62	I				
	1994.11- 2001.09	AT	L	F	Estate Engine ADP/AHL/ANA/ARM	203012	Drive Shaft	45W	33		53	30	498					
	1994.11- 2001.09	AT	R	F	Estate Engine ADP/AHL/ANA/ARM	299108	Drive Shaft	45W	33		53	30	586					
	1994.11- 2001.09	MT	L	F	Estate Engine ADP/AHL/ANA/ARM	203002	Drive Shaft	45W	33		53	30	614					
	1994.11- 2001.09	MT	R	F	Estate Engine ADP/AHL/ANA/ARM	299111	Drive Shaft	45W	33		53	30	636					
1.6 (75 kW)	2000.07- 2001.09	MT		F	Estate Engine ALZ	603002	Inner Joint				33		32					
	2000.07- 2001.09	AT	L	F	Estate Engine ALZ	203012	Drive Shaft	45W	33		53	30	498					
	2000.07- 2001.09	AT	R	F	Estate Engine ALZ	299108	Drive Shaft	45W	33		53	30	586					
	2000.07- 2001.09	MT	L	F	Estate Engine ALZ	203002	Drive Shaft	45W	33		53	30	614					
	2000.07- 2001.09	MT	R	F	Estate Engine ALZ	299111	Drive Shaft	45W	33		53	30	636					
1.8 (92 kW)	1996.02- 2001.09	MT/AT		F	Estate Engine ADR/APT/ARG/AVV	803018	Outer Joint	45W	33	30	53	30	62	I				
	1996.02- 2001.09	MT		F	Estate Engine ADR/APT/ARG/AVV	603001	Inner Joint				28		32					
	1996.02- 2001.09	AT	L	F	Estate Engine ADR/APT/ARG/AVV	203012	Drive Shaft	45W	33		53	30	498					
	1996.02- 2001.09	AT	R	F	Estate Engine ADR/APT/ARG/AVV	299108	Drive Shaft	45W	33		53	30	586					
	1996.02- 2001.09	MT	L	F	Estate Engine ADR/APT/ARG/AVV	203005	Drive Shaft	45W	33		53	30	614					
	1996.02- 2001.09	MT	R	F	Estate Engine ADR/APT/ARG/AVV	203001	Drive Shaft	45W	33		53	30	634					
1.8 Quattro (92 kW)	1996.01- 2001.09	MT		R	All-wheel Drive Estate Engine ADR/APT/ARG	603011	Inner Joint				33		34					
	1996.01- 2001.09	MT		F	All-wheel Drive Estate Engine ADR/APT/ARG	603002	Inner Joint				33		32					
	1996.01- 2001.09	MT		F	All-wheel Drive Estate Engine ADR/APT/ARG	803018	Outer Joint	45W	33	30	53	30	62	I				
	1996.01- 2001.09	MT	L	F	All-wheel Drive Estate Engine ADR/APT/ARG	203002	Drive Shaft	45W	33		53	30	614					
	1996.01- 2001.09	MT		R	All-wheel Drive Estate Engine ADR/APT/ARG	803026	Outer Joint	45T	33	30	53	31	62	I				
	1996.01- 2001.09	MT	R	F	All-wheel Drive Estate Engine ADR/APT/ARG	299111	Drive Shaft	45W	33		53	30	636					
1.8 T (110 kW)	1996.03- 2001.09	MT		F	Estate Engine AEB/ANB/APU/ARK/AWT	803018	Outer Joint	45W	33	30	53	30	62	I				
	1996.03- 2001.09	MT		F	Estate Engine AEB/ANB/APU/ARK/AWT	603001	Inner Joint				28		32					
	1996.03- 2001.09	MT	L	F	Estate Engine AEB/ANB/APU/ARK/AWT	203005	Drive Shaft	45W	33		53	30	614					
	1996.03- 2001.09	MT	R	F	Estate Engine AEB/ANB/APU/ARK/AWT	203001	Drive Shaft	45W	33		53	30	634					
1.8 T (132 kW)	1997.12- 2001.09	MT		F	Estate Engine AJL	803019	Outer Joint	45W	38	27	59.5	34.5	63	I				
1.8 T Quattro (110 kW)	1996.01- 2001.09	MT		R	All-wheel Drive Estate Engine AEB/ANB/APU/ARK/AWT	603011	Inner Joint				33		34					
	1996.01- 2001.09	MT		F	All-wheel Drive Estate Engine AEB/ANB/APU/ARK/AWT	603002	Inner Joint				33		32					
	1996.01- 2001.09	MT/AT		F	All-wheel Drive Estate Engine AEB/ANB/APU/ARK/AWT	803018	Outer Joint	45W	33	30	53	30	62	I				





	 YEAR	TRANSM	L/R	F/R	REMARKS	GSP Ref.	 PRODUCT	 ABS	Technical Specifications										
									A	B	C	H	L	P					
AUDI																			
A4 AVANT (8D5, B5)																			
1.8 T Quattro (110 kW)	1996.01- 2001.09	AT	R	F	All-wheel Drive Estate Engine AEB/ANB/APU/ARK/AWT	203012	Drive Shaft	45W	33		53	30	498						
	1996.01- 2001.09	MT	L	F	All-wheel Drive Estate Engine AEB/ANB/APU/ARK/AWT	203002	Drive Shaft	45W	33		53	30	614						
	1996.01- 2001.09	MT	R	R	All-wheel Drive Estate Engine AEB/ANB/APU/ARK/AWT	803026	Outer Joint	45T	33	30	53	31	62	I					
	1996.01- 2001.09	MT	R	F	All-wheel Drive Estate Engine AEB/ANB/APU/ARK/AWT	299111	Drive Shaft	45W	33		53	30	636						
1.8 T Quattro (132 kW)	1997.12- 2001.09	MT		F	All-wheel Drive Estate Engine AJL	803020	Outer Joint	45W	38	30	59.5	34	59.5	I					
	1997.12- 2001.09			R	All-wheel Drive Estate Engine AJL	803026	Outer Joint	45T	33	30	53	31	62	I					
1.9 DUO (66 kW)	1998.03- 2001.09			F	Estate Engine AHU	803018	Outer Joint	45W	33	30	53	30	62	I					
1.9 TDi (55 kW)	1996.03- 2001.09	MT/AT		F	Estate Engine AFF	803018	Outer Joint	45W	33	30	53	30	62	I					
	1996.03- 2001.09	AT	L	F	Estate Engine AFF	203012	Drive Shaft	45W	33		53	30	498						
	1996.03- 2001.09	AT	R	F	Estate Engine AFF	299108	Drive Shaft	45W	33		53	30	586						
	1996.03- 2001.09	MT	L	F	Estate Engine AFF	261122	Drive Shaft	45W	33		53	30	602						
	1996.03- 2001.09	MT	R	F	Estate Engine AFF	203007	Drive Shaft	45W	33		53	30	622						
1.9 TDi (66 kW)	1996.02- 2001.09	MT/AT		F	Estate Engine 1Z/AHH/AHU	803018	Outer Joint	45W	33	30	53	30	62	I					
	1996.02- 2001.09	AT	L	F	Estate Engine 1Z/AHH/AHU	203012	Drive Shaft	45W	33		53	30	498						
	1996.02- 2001.09	AT	R	F	Estate Engine 1Z/AHH/AHU	299108	Drive Shaft	45W	33		53	30	586						
	1996.02- 2001.09	MT	L	F	Estate Engine 1Z/AHH/AHU	261122	Drive Shaft	45W	33		53	30	602						
	1996.02- 2001.09	MT	R	F	Estate Engine 1Z/AHH/AHU	203007	Drive Shaft	45W	33		53	30	622						
1.9 TDi (81 kW)	1996.02- 2001.09	MT/AT		F	Estate Engine AFN/AVG	803018	Outer Joint	45W	33	30	53	30	62	I					
	1996.02- 2001.09	AT	L	F	Estate Engine AFN/AVG	203012	Drive Shaft	45W	33		53	30	498						
	1996.02- 2001.09	AT	R	F	Estate Engine AFN/AVG	299108	Drive Shaft	45W	33		53	30	586						
	1996.02- 2001.09	MT	L	F	Estate Engine AFN/AVG	261122	Drive Shaft	45W	33		53	30	602						
	1996.02- 2001.09	MT	R	F	Estate Engine AFN/AVG	203007	Drive Shaft	45W	33		53	30	622						
1.9 TDi (85 kW)	2000.03- 2001.09	MT/AT		F	Estate Engine AJM	803021	Outer Joint	45W	33	27	53	30	63	I					
1.9 TDi Quattro (81 kW)	1996.09- 2001.09	MT		F	All-wheel Drive Estate Engine AFN/AVG	803018	Outer Joint	45W	33	30	53	30	62	I					
	1996.09- 2001.09	MT	L	F	All-wheel Drive Estate Engine AFN/AVG	261122	Drive Shaft	45W	33		53	30	602						
	1996.09- 2001.09	MT	R	F	All-wheel Drive Estate Engine AFN/AVG	203007	Drive Shaft	45W	33		53	30	622						
1.9 TDi Quattro (85 kW)	2000.03- 2001.09	MT		F	All-wheel Drive Estate Engine AJM/ATJ	803019	Outer Joint	45W	38	27	59.5	34.5	63	I					
	2000.03- 2001.09	MT	L	F	All-wheel Drive Estate Engine AJM/ATJ	261122	Drive Shaft	45W	33		53	30	602						
	2000.03- 2001.09	MT	R	F	All-wheel Drive Estate Engine AJM/ATJ	203007	Drive Shaft	45W	33		53	30	622						
2.4 (120 kW)	1997.08- 2001.09			F	Estate Engine AJG/AMM/APZ	803019	Outer Joint	45W	38	27	59.5	34.5	63	I					
2.4 (121 kW)	1997.03- 2001.09	MT		F	Estate Engine AGA/ALF/AML/APS/ARJ	603002	Inner Joint			33		32							
2.4 Quattro (120 kW)	1997.08- 2001.09	MT	R	F	All-wheel Drive Estate Engine APZ	261019	Drive Shaft	45W	38		59.5	34.5	624						
	1997.08- 2001.09	MT	L	F	All-wheel Drive Estate Engine APZ	203008	Drive Shaft	45W	38		59.5	34.5	603						
2.4 Quattro (121 kW)	1997.03- 2001.09	MT			All-wheel Drive Estate Engine AGA/ALF/AML/APS/ARJ	603002	Inner Joint			33		32							
2.5 TDi (110 kW)	1997.09- 2001.09	MT	R	F	Estate Engine AFB/AKN	261019	Drive Shaft	45W	38		59.5	34.5	624						
	1997.09- 2001.09	MT/AT		F	Estate Engine AFB/AKN	803019	Outer Joint	45W	38	27	59.5	34.5	63	I					
	1997.09- 2001.09	MT	L	F	Estate Engine AFB/AKN	203008	Drive Shaft	45W	38		59.5	34.5	603						
2.5 TDi Quattro (110 kW)	1997.09- 2001.09	MT	R	F	All-wheel Drive Estate Engine AFB/AKN	261019	Drive Shaft	45W	38		59.5	34.5	624						
	1997.09- 2001.09	MT/AT		F	All-wheel Drive Estate Engine AFB/AKN	803019	Outer Joint	45W	38	27	59.5	34.5	63	I					
	1997.09- 2001.09	MT	L	F	All-wheel Drive Estate Engine AFB/AKN	203008	Drive Shaft	45W	38		59.5	34.5	603						
2.6 (110 kW)	1996.02- 2001.09	AT		F	Estate Engine ABC	803020	Outer Joint	45W	38	30	59.5	34	59.5	I					
	1996.02- 2001.09	MT	R	F	Estate Engine ABC	261019	Drive Shaft	45W	38		59.5	34.5	624						
	1996.02- 2001.09	MT		F	Estate Engine ABC	803019	Outer Joint	45W	38	27	59.5	34.5	63	I					
	1996.02- 2001.09	MT	L	F	Estate Engine ABC	203008	Drive Shaft	45W	38		59.5	34.5	603						
2.6 Quattro (110 kW)	1996.01- 2001.09	MT		R	All-wheel Drive Estate Engine ABC	603011	Inner Joint			33		34							
	1996.01- 2001.09	MT		F	All-wheel Drive Estate Engine ABC	603002	Inner Joint			33		32							
	1996.01- 2001.09	MT		F	All-wheel Drive Estate Engine ABC	803020	Outer Joint	45W	38	30	59.5	34	59.5	I					
	1996.01- 2001.09	MT	R	R	All-wheel Drive Estate Engine ABC	803026	Outer Joint	45T	33	30	53	31	62	I					
2.7 RS4 Quattro (280 kW)	2000.05- 2001.09			F	All-wheel Drive Estate Engine ASJ/AZR	803019	Outer Joint	45W	38	27	59.5	34.5	63	I					
	2000.05- 2001.09			R	All-wheel Drive Estate Engine ASJ/AZR	803026	Outer Joint	45T	33	30	53	31	62	I					
2.7 S4 Quattro (195 kW)	1997.09- 2001.09			F	All-wheel Drive Estate Engine AGB/AZB	803019	Outer Joint	45W	38	27	59.5	34.5	63	I					
	1997.09- 2001.09			R	All-wheel Drive Estate Engine AGB/AZB	803026	Outer Joint	45T	33	30	53	31	62	I					
2.8 (128 kW)	1996.03- 1996.09	MT	R	F	Estate Engine AAH	261019	Drive Shaft	45W	38		59.5	34.5	624						
	1996.03- 1996.09	MT/AT		F	Estate Engine AAH	803019	Outer Joint	45W	38	27	59.5	34.5	63	I					
	1996.03- 1996.09	MT	L	F	Estate Engine AAH	203008	Drive Shaft	45W	38		59.5	34.5	603						
	1996.03- 1996.09	AT	R	F	Estate Engine AAH	203048	Drive Shaft	45W	38		59.5	34.5	502						
	1996.03- 1996.09	AT	L	F	Estate Engine AAH	203015	Drive Shaft	45W	38		59.5	34.5	527						
2.8 (142 kW)	1996.10- 2001.09	MT	R	F	Estate Engine ACK/AHA/ALG/AMX/APR/AQD	261019	Drive Shaft	45W	38		59.5	34.5	624						
	1996.10- 2001.09	MT/AT		F	Estate Engine ACK/AHA/ALG/AMX/APR/AQD	803019	Outer Joint	45W	38	27	59.5	34.5	63	I					
	1996.10- 2001.09	MT	L	F	Estate Engine ACK/AHA/ALG/AMX/APR/AQD	203008	Drive Shaft	45W	38		59.5	34.5	603						
	1996.10- 2001.09	AT	R	F	Estate Engine ACK/AHA/ALG/AMX/APR/AQD	203048	Drive Shaft	45W	38		59.5	34.5	502						
	1996.10- 2001.09	AT	L	F	Estate Engine ACK/AHA/ALG/AMX/APR/AQD	203015	Drive Shaft	45W	38		59.5	34.5	527						





	 YEAR	TRANSM	L/R	F/R	REMARKS	GSP Ref.	 PRODUCT	 ABS	Technical Specifications									
									A	B	C	H	L	P				
AUDI																		
A4 AVANT (8D5, B5)																		
2.8 Quattro (128 kW)	1996.01- 1996.09	MT		R	All-wheel Drive Estate Engine AAH	603011	Inner Joint			33		34						
	1996.01- 1996.09	MT		F	All-wheel Drive Estate Engine AAH	603002	Inner Joint			33		32						
	1996.01- 1996.09	MT/AT		F	All-wheel Drive Estate Engine AAH	803020	Outer Joint	45W	38	30	59.5	34	59.5		I			
	1996.01- 1996.09	MT		R	All-wheel Drive Estate Engine AAH	803026	Outer Joint	45T	33	30	53	31	62		I			
2.8 Quattro (142 kW)	1996.10- 2001.09	MT		R	All-wheel Drive Estate Engine ACK/AHA/ALG/AMX/APR/AQD	603011	Inner Joint			33		34						
	1996.10- 2001.09	MT		F	All-wheel Drive Estate Engine ACK/AHA/ALG/AMX/APR/AQD	603002	Inner Joint			33		32						
	1996.10- 2001.09	MT		F	All-wheel Drive Estate Engine ACK/AHA/ALG/AMX/APR/AQD	803020	Outer Joint	45W	38	30	59.5	34	59.5		I			
	1996.10- 2001.09	MT		R	All-wheel Drive Estate Engine ACK/AHA/ALG/AMX/APR/AQD	803026	Outer Joint	45T	33	30	53	31	62		I			
A4 AVANT (8E5, B6)																		
1.6 (75 kW)	2001.09- 2004.12			F	Estate Engine ALZ	803058	Outer Joint	45W	38	33	59.5	34	55		M			
	2001.09- 2004.12			F	Estate Engine ALZ	803030	Outer Joint		38	33	59.5	34	55		M			
1.8 T (110 kW)	2001.09- 2002.07	MT	L	F	Estate Engine AVJ	203057	Drive Shaft	45W	38		59.5	34.5	593					
	2001.09- 2002.07	MT	R	F	Estate Engine AVJ	203058	Drive Shaft	45W	38		59.5	34.5	613					
	2001.09- 2002.07	AT		F	Estate Engine AVJ	661044	Inner Joint			34		85						
	2001.09- 2002.07	MT&Semi-AT		F	Estate Engine AVJ	803092	Outer Joint	45W	38	27	59.5	34	68		I			
	2001.09- 2002.07	AT	L/R	F	Estate Engine AVJ	203052	Drive Shaft	45W	38		59.5	34.5	522					
	2001.09- 2002.07	MT		F	Estate Engine AVJ	803058	Outer Joint	45W	38	33	59.5	34	55		M			
	2001.09- 2002.07			F	Estate Engine AVJ	803030	Outer Joint		38	33	59.5	34	55		M			
1.8 T (120 kW)	2002.07- 2004.12	MT	L	F	Estate Engine BFB	203057	Drive Shaft	45W	38		59.5	34.5	593					
	2002.07- 2004.12	MT	R	F	Estate Engine BFB	203058	Drive Shaft	45W	38		59.5	34.5	613					
	2002.07- 2004.12	MT/AT		F	Estate Engine BFB	661044	Inner Joint			34		85						
	2002.07- 2004.12	MT		F	Estate Engine BFB	803067	Outer Joint	45W	38	27	59.5	34	68		M			
	2002.07- 2004.12	MT&Semi-AT		F	Estate Engine BFB	803092	Outer Joint	45W	38	27	59.5	34	68		I			
	2002.07- 2004.12	AT	L/R	F	Estate Engine BFB	203052	Drive Shaft	45W	38		59.5	34.5	522					
	2002.07- 2004.12			F	Estate Engine BFB	803058	Outer Joint	45W	38	33	59.5	34	55		M			
1.8 T (140 kW)	2002.11- 2004.12			F	Estate Engine BEX	803078	Outer Joint	45W	38	27	59.5	34.5	63		M			
	2002.11- 2004.12	MT/AT		F	Estate Engine BEX	661044	Inner Joint			34		85						
	2002.11- 2004.12	MT		F	Estate Engine BEX	803067	Outer Joint	45W	38	27	59.5	34	68		M			
	2002.11- 2004.12	AT	L/R	F	Estate Engine BEX	203052	Drive Shaft	45W	38		59.5	34.5	522					
1.8 T Quattro (110 kW)	2001.09- 2002.07	MT	L	F	All-wheel Drive Estate Engine AVJ	203057	Drive Shaft	45W	38		59.5	34.5	593					
	2001.09- 2002.07	MT	R	F	All-wheel Drive Estate Engine AVJ	203058	Drive Shaft	45W	38		59.5	34.5	613					
	2001.09- 2002.07	AT		F	All-wheel Drive Estate Engine AVJ	661044	Inner Joint			34		85						
	2001.09- 2002.07	MT		F	All-wheel Drive Estate Engine AVJ	803092	Outer Joint	45W	38	27	59.5	34	68		I			
	2001.09- 2002.07	AT	L/R	F	All-wheel Drive Estate Engine AVJ	203052	Drive Shaft	45W	38		59.5	34.5	522					
1.8 T Quattro (120 kW)	2001.09- 2002.07	MT			All-wheel Drive Estate Engine AVJ	803058	Outer Joint	45W	38	33	59.5	34	55		M			
	2002.07- 2004.12	MT		F	All-wheel Drive Estate Engine BFB	661044	Inner Joint			34		85						
	2002.07- 2004.12	AT	L/R	F	All-wheel Drive Estate Engine BFB	203052	Drive Shaft	45W	38		59.5	34.5	522					
	2002.07- 2004.12				All-wheel Drive Estate Engine BFB	803058	Outer Joint	45W	38	33	59.5	34	55		M			
1.8 T Quattro (140 kW)	2002.11- 2004.12	MT		F	All-wheel Drive Estate Engine BEX	661044	Inner Joint			34		85						
	2002.11- 2004.12	AT	L/R	F	All-wheel Drive Estate Engine BEX	203052	Drive Shaft	45W	38		59.5	34.5	522					
	2002.11- 2004.12				All-wheel Drive Estate Engine BEX	803058	Outer Joint	45W	38	33	59.5	34	55		M			
	2002.11- 2004.12			F	All-wheel Drive Estate Engine BEX	803030	Outer Joint		38	33	59.5	34	55		M			
1.9 TDi (74 kW)	2001.11- 2004.12			F	Estate Engine AVB	803078	Outer Joint	45W	38	27	59.5	34.5	63		M			
	2001.11- 2004.12	MT	L	F	Estate Engine AVB	203057	Drive Shaft	45W	38		59.5	34.5	593					
	2001.11- 2004.12	MT	R	F	Estate Engine AVB	203058	Drive Shaft	45W	38		59.5	34.5	613					
	2001.11- 2004.12	MT/AT		F	Estate Engine AVB	661044	Inner Joint			34		85						
	2001.11- 2004.12			F	Estate Engine AVB	803067	Outer Joint	45W	38	27	59.5	34	68		M			
1.9 TDi (85 kW)	2001.11- 2004.12	MT		F	Estate Engine AVB	803092	Outer Joint	45W	38	27	59.5	34	68		I			
	2004.06- 2004.12			F	Estate Engine BKE	803078	Outer Joint	45W	38	27	59.5	34.5	63		M			
1.9 TDi (85 kW)	2004.06- 2004.12			F	Estate Engine BKE	803067	Outer Joint	45W	38	27	59.5	34	68		M			
	2001.09- 2004.12	MT/AT		F	Estate Engine AVF/AWX	803078	Outer Joint	45W	38	27	59.5	34.5	63		M			
1.9 TDi (96 kW)	2001.09- 2004.12	MT	L	F	Estate Engine AVF/AWX	203057	Drive Shaft	45W	38		59.5	34.5	593					
	2001.09- 2004.12	MT	R	F	Estate Engine AVF/AWX	203058	Drive Shaft	45W	38		59.5	34.5	613					
	2001.09- 2004.12	MT/AT		F	Estate Engine AVF/AWX	661044	Inner Joint			34		85						
	2001.09- 2004.12	MT&AT		F	Estate Engine AVF/AWX	803092	Outer Joint	45W	38	27	59.5	34	68		I			
	2001.09- 2004.12	AT	L/R	F	Estate Engine AVF/AWX	203052	Drive Shaft	45W	38		59.5	34.5	522					
1.9 TDi Quattro (96 kW)	2001.11- 2004.12	MT	L	F	All-wheel Drive Estate Engine AVF	203057	Drive Shaft	45W	38		59.5	34.5	593					
	2001.11- 2004.12	MT	R	F	All-wheel Drive Estate Engine AVF	203058	Drive Shaft	45W	38		59.5	34.5	613					
	2001.11- 2004.12	MT/AT		F	All-wheel Drive Estate Engine AVF	661044	Inner Joint			34		85						
	2001.11- 2004.12			F	All-wheel Drive Estate Engine AVF	803092	Outer Joint	45W	38	27	59.5	34	68		I			





	 YEAR	TRANSM	L/R	F/R	REMARKS	GSP Ref.	 PRODUCT	 ABS	Technical Specifications								
									A	B	C	H	L	P			
AUDI A4 AVANT (8E5, B6)																	
1.9 TDi Quattro (96 kW)	2001.11- 2004.12	AT	L/R	F	All-wheel Drive Estate Engine AVF	203052	Drive Shaft	45W	38		59.5	34.5	522				
	2001.11- 2004.12				All-wheel Drive Estate Engine AVF	803058	Outer Joint	45W	38	33	59.5	34	55	M			
	2001.11- 2004.12			F	All-wheel Drive Estate Engine AVF	803030	Outer Joint		38	33	59.5	34	55	M			
2.0 (96 kW)	2001.09- 2004.12	MT		F	Estate Engine ALT	661044	Inner Joint			34		85					
	2001.09- 2004.12	MT		F	Estate Engine ALT	803092	Outer Joint	45W	38	27	59.5	34	68	I			
	2001.09- 2004.12	MT/AT		F	Estate Engine ALT	803058	Outer Joint	45W	38	33	59.5	34	55	M			
2.0 FSi (110 kW)	2001.09- 2004.12			F	Estate Engine ALT	803030	Outer Joint		38	33	59.5	34	55	M			
	2002.07- 2004.12	MT/AT		F	Estate Engine AWA	661044	Inner Joint			34		85					
	2002.07- 2004.12	Semi-AT		F	Estate Engine AWA	803092	Outer Joint	45W	38	27	59.5	34	68	I			
2.4 (120 kW)	2002.07- 2004.12	AT	L/R	F	Estate Engine AWA	203052	Drive Shaft	45W	38		59.5	34.5	522				
	2002.07- 2004.12	MT		F	Estate Engine AWA	803058	Outer Joint	45W	38	33	59.5	34	55	M			
	2002.07- 2004.12	MT		F	Estate Engine AWA	803030	Outer Joint		38	33	59.5	34	55	M			
	2001.09- 2004.12	MT		F	Estate Engine AMM	803067	Outer Joint	45W	38	27	59.5	34	68	M			
	2001.09- 2004.12	MT/AT		F	Estate Engine AMM	661044	Inner Joint			34		85					
2.4 (125 kW)	2001.09- 2004.12	MT&Semi-AT		F	Estate Engine AMM	803092	Outer Joint	45W	38	27	59.5	34	68	I			
	2001.09- 2004.12	AT	L/R	F	Estate Engine AMM	203052	Drive Shaft	45W	38		59.5	34.5	522				
	2001.09- 2004.12	MT	L	F	Estate Engine BDV	203057	Drive Shaft	45W	38		59.5	34.5	593				
	2001.09- 2004.12	MT	R	F	Estate Engine BDV	203058	Drive Shaft	45W	38		59.5	34.5	613				
	2001.09- 2004.12	MT		F	Estate Engine BDV	803067	Outer Joint	45W	38	27	59.5	34	68	M			
2.5 TDi (114 kW)	2001.09- 2004.12	MT/AT		F	Estate Engine BDV	661044	Inner Joint			34		85					
	2001.09- 2004.12	MT&Semi-AT		F	Estate Engine BDV	803092	Outer Joint	45W	38	27	59.5	34	68	I			
	2001.09- 2004.12	AT	L/R	F	Estate Engine BDV	203052	Drive Shaft	45W	38		59.5	34.5	522				
	2001.09- 2002.07	MT	L	F	Estate Engine AYM	203057	Drive Shaft	45W	38		59.5	34.5	593				
	2001.09- 2002.07	MT	R	F	Estate Engine AYM	203058	Drive Shaft	45W	38		59.5	34.5	613				
2.5 TDi (120 kW)	2001.09- 2002.07	MT		F	Estate Engine AYM	803067	Outer Joint	45W	38	27	59.5	34	68	M			
	2001.09- 2002.07	MT/AT		F	Estate Engine AYM	661044	Inner Joint			34		85					
	2001.09- 2002.07	MT		F	Estate Engine AYM	803092	Outer Joint	45W	38	27	59.5	34	68	I			
	2001.09- 2002.07	AT	L/R	F	Estate Engine AYM	203052	Drive Shaft	45W	38		59.5	34.5	522				
	2002.07- 2004.12			F	Estate Engine BCZ/BDG/BFC	803078	Outer Joint	45W	38	27	59.5	34.5	63	M			
2.5 TDi Quattro (132 kW)	2002.07- 2004.12	MT	L	F	Estate Engine BCZ/BDG/BFC	203057	Drive Shaft	45W	38		59.5	34.5	593				
	2002.07- 2004.12	MT	R	F	Estate Engine BCZ/BDG/BFC	203058	Drive Shaft	45W	38		59.5	34.5	613				
	2002.07- 2004.12	MT		F	Estate Engine BCZ/BDG/BFC	803067	Outer Joint	45W	38	27	59.5	34	68	M			
	2002.07- 2004.12	MT		F	Estate Engine BCZ/BDG/BFC	661044	Inner Joint			34		85					
	2002.07- 2004.12	MT/AT		F	Estate Engine BCZ/BDG/BFC	803092	Outer Joint	45W	38	27	59.5	34	68	I			
3.0 (160 kW)	2002.07- 2004.12	MT&Semi-AT		F	Estate Engine BCZ/BDG/BFC	803092	Outer Joint	45W	38	27	59.5	34	68	I			
	2001.09- 2004.12	AT	L/R	F	Estate Engine BCZ/BDG/BFC	203052	Drive Shaft	45W	38		59.5	34.5	522				
	2001.09- 2004.12	MT	L	F	All-wheel Drive Estate Engine AKE/BAU/BDH	203057	Drive Shaft	45W	38		59.5	34.5	593				
	2001.09- 2004.12	MT	R	F	All-wheel Drive Estate Engine AKE/BAU/BDH	203058	Drive Shaft	45W	38		59.5	34.5	613				
	2001.09- 2004.12	MT		F	All-wheel Drive Estate Engine AKE/BAU/BDH	803067	Outer Joint	45W	38	27	59.5	34	68	M			
3.0 (162 kW)	2001.09- 2004.12	MT		F	All-wheel Drive Estate Engine AKE/BAU/BDH	661044	Inner Joint			34		85					
	2001.09- 2004.12	MT&AT		F	All-wheel Drive Estate Engine AKE/BAU/BDH	803092	Outer Joint	45W	38	27	59.5	34	68	I			
	2001.04- 2004.12	MT	L	F	Estate Engine BBJ	203057	Drive Shaft	45W	38		59.5	34.5	593				
	2001.04- 2004.12	MT	R	F	Estate Engine BBJ	203058	Drive Shaft	45W	38		59.5	34.5	613				
	2001.04- 2004.12	MT		F	Estate Engine BBJ	803067	Outer Joint	45W	38	27	59.5	34	68	M			
3.0 Quattro (160 kW)	2001.04- 2004.12	MT/AT		F	Estate Engine BBJ	661044	Inner Joint			34		85					
	2001.04- 2004.12	MT&AT		F	Estate Engine BBJ	803092	Outer Joint	45W	38	27	59.5	34	68	I			
	2001.04- 2004.12	AT	L/R	F	Estate Engine BBJ	203052	Drive Shaft	45W	38		59.5	34.5	522				
	2001.09- 2004.12	MT	L	F	Estate Engine ASN	203057	Drive Shaft	45W	38		59.5	34.5	593				
	2001.09- 2004.12	MT	R	F	Estate Engine ASN	203058	Drive Shaft	45W	38		59.5	34.5	613				
3.0 Quattro (162 kW)	2001.09- 2004.12	MT		F	Estate Engine ASN	803067	Outer Joint	45W	38	27	59.5	34	68	M			
	2001.09- 2004.12	MT/AT		F	Estate Engine ASN	661044	Inner Joint			34		85					
	2001.09- 2004.12	MT&AT		F	Estate Engine ASN	803092	Outer Joint	45W	38	27	59.5	34	68	I			
	2001.09- 2004.12	AT	L/R	F	Estate Engine ASN	203052	Drive Shaft	45W	38		59.5	34.5	522				
	2001.09- 2004.12	AT		F	All-wheel Drive Estate Engine ASN/AVK	661044	Inner Joint			34		85					
4.2 S4 Quattro (253 kW)	2001.09- 2004.12	MT/AT		F	All-wheel Drive Estate Engine ASN/AVK	803092	Outer Joint	45W	38	27	59.5	34	68	I			
	2001.09- 2004.12	AT	L/R	F	All-wheel Drive Estate Engine ASN/AVK	203052	Drive Shaft	45W	38		59.5	34.5	522				
	2003.03- 2004.12			F	All-wheel Drive Estate Engine BBK	803078	Outer Joint	45W	38	27	59.5	34.5	63	M			
	2003.03- 2004.12			F	All-wheel Drive Estate Engine BBK	803067	Outer Joint	45W	38	27	59.5	34	68	M			





	 YEAR	TRANSM	L/R	F/R	REMARKS	GSP Ref.	 PRODUCT	 ABS	Technical Specifications								
									A	B	C	H	L	P			
AUDI A4 AVANT (8ED, B7)																	
1.6 (75 kW)	2004.11- 2008.06			F	Estate Engine ALZ	803058	Outer Joint	45W	38	33	59.5	34	55	M			
	2004.11- 2008.06			F	Estate Engine ALZ	803030	Outer Joint		38	33	59.5	34	55	M			
1.8 T (120 kW)	2004.11- 2008.06	AT		F	Estate Engine BFB	803078	Outer Joint	45W	38	27	59.5	34.5	63	M			
	2004.11- 2008.06			F	Estate Engine BFB	803067	Outer Joint	45W	38	27	59.5	34	68	M			
	2004.11- 2008.06	MT/AT		F	Estate Engine BFB	661044	Inner Joint			34		85					
	2004.11- 2008.06			F	Estate Engine BFB	803092	Outer Joint	45W	38	27	59.5	34	68	I			
1.8 T Quattro (120 kW)	2004.11- 2008.06			F	All-wheel Drive Estate Engine BFB	803067	Outer Joint	45W	38	27	59.5	34	68	M			
	2004.11- 2008.06	MT/AT		F	All-wheel Drive Estate Engine BFB	661044	Inner Joint			34		85					
	2004.11- 2008.06	AT			All-wheel Drive Estate Engine BFB	803058	Outer Joint	45W	38	33	59.5	34	55	M			
	2004.11- 2008.06				All-wheel Drive Estate Engine BFB	803030	Outer Joint		38	33	59.5	34	55	M			
1.9 TDi (85 kW)	2004.11- 2008.06			F	Estate Engine BKE/BRB	803078	Outer Joint	45W	38	27	59.5	34.5	63	M			
	2004.11- 2008.06			F	Estate Engine BKE/BRB	803067	Outer Joint	45W	38	27	59.5	34	68	M			
	2004.11- 2008.06	MT		F	Estate Engine BKE/BRB	661044	Inner Joint			34		85					
2.0 (96 kW)	2004.11- 2008.06			F	Estate Engine ALT	803058	Outer Joint	45W	38	33	59.5	34	55	M			
	2004.11- 2008.06			F	Estate Engine ALT	803030	Outer Joint		38	33	59.5	34	55	M			
2.0 TDi (100 kW)	2007.02- 2007.08			F	Estate Engine BNA/BRF	803078	Outer Joint	45W	38	27	59.5	34.5	63	M			
	2007.02- 2007.08			F	Estate Engine BNA/BRF	803067	Outer Joint	45W	38	27	59.5	34	68	M			
	2007.02- 2007.08	MT		F	Estate Engine BNA/BRF	661044	Inner Joint			34		85					
	2007.02- 2007.08			F	Estate Engine BNA/BRF	803092	Outer Joint	45W	38	27	59.5	34	68	I			
2.0 TDi (103 kW)	2007.02- 2007.08	AT		F	Estate Engine BPW	803078	Outer Joint	45W	38	27	59.5	34.5	63	M			
	2007.02- 2007.08			F	Estate Engine BPW	803067	Outer Joint	45W	38	27	59.5	34	68	M			
	2007.02- 2007.08	MT		F	Estate Engine BPW	661044	Inner Joint			34		85					
	2007.02- 2007.08			F	Estate Engine BPW	803092	Outer Joint	45W	38	27	59.5	34	68	I			
2.0 TDi (125 kW)	2006.05- 2007.08			F	Estate Engine BRD	803078	Outer Joint	45W	38	27	59.5	34.5	63	M			
	2006.05- 2007.08			F	Estate Engine BRD	803067	Outer Joint	45W	38	27	59.5	34	68	M			
	2006.05- 2007.08	MT		F	Estate Engine BRD	661044	Inner Joint			34		85					
2.0 TDi 16V (103 kW)	2004.11- 2008.06	AT		F	Estate Engine BLB/BRE	803078	Outer Joint	45W	38	27	59.5	34.5	63	M			
	2004.11- 2008.06			F	Estate Engine BLB/BRE	803067	Outer Joint	45W	38	27	59.5	34	68	M			
	2004.11- 2008.06	MT		F	Estate Engine BLB/BRE	661044	Inner Joint			34		85					
	2004.11- 2008.06			F	Estate Engine BLB/BRE	803092	Outer Joint	45W	38	27	59.5	34	68	I			
2.0 TDi Quattro (103 kW)	2006.01- 2008.06	AT			All-wheel Drive Estate Engine BPW	803078	Outer Joint	45W	38	27	59.5	34.5	63	M			
	2006.01- 2008.06			F	All-wheel Drive Estate Engine BPW	803067	Outer Joint	45W	38	27	59.5	34	68	M			
2.0 TDi Quattro (125 kW)	2006.05- 2007.08			F	All-wheel Drive Estate Engine BRD	803067	Outer Joint	45W	38	27	59.5	34	68	M			
	2006.05- 2007.08				All-wheel Drive Estate Engine BRD	803058	Outer Joint	45W	38	33	59.5	34	55	M			
	2006.05- 2007.08				All-wheel Drive Estate Engine BRD	803030	Outer Joint		38	33	59.5	34	55	M			
2.0 TFSi (125 kW)	2006.10- 2008.06			F	Estate Engine BPJ/BYK	803078	Outer Joint	45W	38	27	59.5	34.5	63	M			
	2006.10- 2008.06			F	Estate Engine BPJ/BYK	803092	Outer Joint	45W	38	27	59.5	34	68	I			
2.0 TFSi (147 kW)	2004.11- 2008.06			F	Estate Engine BGB/BWE	803078	Outer Joint	45W	38	27	59.5	34.5	63	M			
	2004.11- 2008.06	MT/AT		F	Estate Engine BGB/BWE	661044	Inner Joint			34		85					
	2004.11- 2008.06			F	Estate Engine BGB/BWE	803067	Outer Joint	45W	38	27	59.5	34	68	M			
	2004.11- 2008.06			F	Estate Engine BGB/BWE	803092	Outer Joint	45W	38	27	59.5	34	68	I			
2.0 TFSi (162 kW)	2007.02- 2007.08			F	Estate Engine BUL	803078	Outer Joint	45W	38	27	59.5	34.5	63	M			
	2007.02- 2007.08	MT		F	Estate Engine BUL	661044	Inner Joint			34		85					
	2007.02- 2007.08			F	Estate Engine BUL	803067	Outer Joint	45W	38	27	59.5	34	68	M			
2.0 TFSi Quattro (147 kW)	2004.11- 2008.06			F	All-wheel Drive Estate Engine BGB/BWE/BWT	803067	Outer Joint	45W	38	27	59.5	34	68	M			
	2004.11- 2008.06				All-wheel Drive Estate Engine BGB/BWE/BWT	803058	Outer Joint	45W	38	33	59.5	34	55	M			
	2004.11- 2008.06				All-wheel Drive Estate Engine BGB/BWE/BWT	803030	Outer Joint		38	33	59.5	34	55	M			
2.0 TFSi Quattro (162 kW)	2005.12- 2007.08			F	All-wheel Drive Estate Engine BUL	803067	Outer Joint	45W	38	27	59.5	34	68	M			
	2005.12- 2007.08				All-wheel Drive Estate Engine BUL	803058	Outer Joint	45W	38	33	59.5	34	55	M			
2.5 TDi (120 kW)	2004.11- 2006.05	AT		F	Estate Engine BDG	803078	Outer Joint	45W	38	27	59.5	34.5	63	M			
	2004.11- 2006.05		L/R	F	Estate Engine BDG	203052	Drive Shaft	45W	38		59.5	34.5	522				
	2004.11- 2006.05			F	Estate Engine BDG	803092	Outer Joint	45W	38	27	59.5	34	68	I			
	2004.11- 2006.05	MT		F	Estate Engine BDG	803067	Outer Joint	45W	38	27	59.5	34	68	M			
2.7 TDi (132 kW)	2006.02- 2007.08			F	Estate Engine BPP	803058	Outer Joint	45W	38	33	59.5	34	55	M			
3.0 (160 kW)	2004.11- 2006.05			F	Estate Engine BBJ	803078	Outer Joint	45W	38	27	59.5	34.5	63	M			
	2004.11- 2006.05			F	Estate Engine BBJ	803092	Outer Joint	45W	38	27	59.5	34	68	I			
	2004.11- 2006.05			F	Estate Engine BBJ	803067	Outer Joint	45W	38	27	59.5	34	68	M			
3.0 Quattro (160 kW)	2004.11- 2006.07				All-wheel Drive Estate Engine BBJ	803078	Outer Joint	45W	38	27	59.5	34.5	63	M			
	2004.11- 2006.07			F	All-wheel Drive Estate Engine BBJ	803092	Outer Joint	45W	38	27	59.5	34	68	I			
	2004.11- 2006.07			F	All-wheel Drive Estate Engine BBJ	803067	Outer Joint	45W	38	27	59.5	34	68	M			
3.0 TDi Quattro (150 kW)	2004.11- 2008.06				All-wheel Drive Estate Engine BKN	803078	Outer Joint	45W	38	27	59.5	34.5	63	M			
	2004.11- 2008.06	MT		F	All-wheel Drive Estate Engine BKN	661044	Inner Joint			34		85					





	 YEAR	TRANSM	L/R	F/R	REMARKS	GSP Ref.	 PRODUCT	 ABS	Technical Specifications					
									A	B	C	H	L	P
AUDI														
A4 AVANT (8ED, B7)														
3.0 TDi Quattro (150 kW)	2004.11- 2008.06			F	All-wheel Drive Estate Engine BKN	803067	Outer Joint	45W	38	27	59.5	34	68	M
3.0 TDi Quattro (171 kW)	2007.02- 2007.08				All-wheel Drive Estate Engine ASB	803078	Outer Joint	45W	38	27	59.5	34.5	63	M
	2007.02- 2007.08	MT		F	All-wheel Drive Estate Engine ASB	661044	Inner Joint			34		85		
3.2 FSi (188 kW)	2007.02- 2007.08			F	All-wheel Drive Estate Engine ASB	803067	Outer Joint	45W	38	27	59.5	34	68	M
	2005.01- 2008.06	AT		F	Estate Engine AUK	803078	Outer Joint	45W	38	27	59.5	34.5	63	M
3.2 FSi Quattro (188 kW)	2005.01- 2008.06			F	Estate Engine AUK	803092	Outer Joint	45W	38	27	59.5	34	68	I
	2005.01- 2008.06	MT		F	Estate Engine AUK	803067	Outer Joint	45W	38	27	59.5	34	68	M
4.2 RS4 Quattro (309 kW)	2005.01- 2008.06	AT			All-wheel Drive Estate Engine AUK	803078	Outer Joint	45W	38	27	59.5	34.5	63	M
	2005.01- 2008.06			F	All-wheel Drive Estate Engine AUK	803092	Outer Joint	45W	38	27	59.5	34	68	I
4.2 S4 Quattro (253 kW)	2005.09- 2008.06	AT			All-wheel Drive Estate Engine BNS	803078	Outer Joint	45W	38	27	59.5	34.5	63	M
	2005.09- 2008.06			F	All-wheel Drive Estate Engine BNS	803067	Outer Joint	45W	38	27	59.5	34	68	M
4.2 S4 Quattro (253 kW)	2007.02- 2007.08				All-wheel Drive Estate Engine BBK	803078	Outer Joint	45W	38	27	59.5	34.5	63	M
	2007.02- 2007.08	MT		F	All-wheel Drive Estate Engine BBK	661044	Inner Joint			34		85		
	2007.02- 2007.08			F	All-wheel Drive Estate Engine BBK	803067	Outer Joint	45W	38	27	59.5	34	68	M
A4 AVANT (8K5, B8)														
1.8 TFSi (118 kW)	2007.11-	6MT/CVT	L/R	F	Estate Engine CABB/CDHB	803087	Outer Joint		42	27	76.5	34	54.5	M
	2007.11-	MT/AT		F	Estate Engine CABB/CDHB	803086	Outer Joint		42	33	76.5	34	45.5	M
1.8 TFSi (88 kW)	2008.04-	6MT/CVT	L/R	F	Estate Engine CDHA	803087	Outer Joint		42	27	76.5	34	54.5	M
1.8 TFSi Quattro (118 kW)	2008.09-	MT/AT		F	All-wheel Drive Estate Engine CDHB	803086	Outer Joint		42	33	76.5	34	45.5	M
2.0 TDi (100 kW)	2008.04-		L/R	F	Estate Engine CJC/CAGB	803087	Outer Joint		42	27	76.5	34	54.5	M
	2008.04-	6MT		F	Estate Engine CJC/CAGB	803087	Outer Joint		42	27	76.5	34	54.5	M
2.0 TDi (105 kW)	2008.04-		L/R	F	Estate Engine CAGA/CJCA/CMEA/CMFA	803087	Outer Joint		42	27	76.5	34	54.5	M
	2008.04-	MT/AT		F	Estate Engine CAGA/CJCA/CMEA/CMFA	803086	Outer Joint		42	33	76.5	34	45.5	M
	2008.04-	6MT		F	Estate Engine CAGA/CJCA/CMEA/CMFA	803087	Outer Joint		42	27	76.5	34	54.5	M
2.0 TDi (120 kW)	2008.08-		L/R	F	Estate Engine CAHB/CGLD	803087	Outer Joint		42	27	76.5	34	54.5	M
	2008.08-	6MT		F	Estate Engine CAHB/CGLD	803087	Outer Joint		42	27	76.5	34	54.5	M
2.0 TDi (125 kW)	2008.04-		L/R	F	Estate Engine CAHA	803087	Outer Joint		42	27	76.5	34	54.5	M
	2008.04-	MT/AT		F	Estate Engine CAHA	803086	Outer Joint		42	33	76.5	34	45.5	M
	2008.04-	6MT		F	Estate Engine CAHA	803087	Outer Joint		42	27	76.5	34	54.5	M
2.0 TDi (88 kW)	2008.06-		L/R	F	Estate Engine CAGC/CJCC	803087	Outer Joint		42	27	76.5	34	54.5	M
	2008.06-	6MT		F	Estate Engine CAGC/CJCC	803087	Outer Joint		42	27	76.5	34	54.5	M
2.0 TDi Quattro (105 kW)	2008.04-	MT/AT		F	All-wheel Drive Estate Engine CAGA/CJCA	803086	Outer Joint		42	33	76.5	34	45.5	M
2.0 TDi Quattro (125 kW)	2008.08-	MT/AT		F	All-wheel Drive Estate Engine CAHA	803086	Outer Joint		42	33	76.5	34	45.5	M
2.0 TFSi (132 kW)	2008.06-		L/R	F	Estate Engine CDN/CFKA	803087	Outer Joint		42	27	76.5	34	54.5	M
	2008.06-	6MT		F	Estate Engine CDN/CFKA	803087	Outer Joint		42	27	76.5	34	54.5	M
2.0 TFSi (155 kW)	2008.06-		L/R	F	Estate Engine CAEB/CDNC	803087	Outer Joint		42	27	76.5	34	54.5	M
	2008.06-	MT/AT		F	Estate Engine CAEB/CDNC	803086	Outer Joint		42	33	76.5	34	45.5	M
	2008.06-	6MT		F	Estate Engine CAEB/CDNC	803087	Outer Joint		42	27	76.5	34	54.5	M
2.0 TFSi Flexfuel (132 kW)	2009.11-		L/R	F	Estate Engine CFKA	803087	Outer Joint		42	27	76.5	34	54.5	M
	2009.11-			F	Estate Engine CFKA	803087	Outer Joint		42	27	76.5	34	54.5	M
2.0 TFSi Flexfuel Quattro (132 kW)	2009.11-			F	All-wheel Drive Estate Engine CFKA	803086	Outer Joint		42	33	76.5	34	45.5	M
2.0 TFSi Quattro (155 kW)	2008.06-	MT/AT		F	All-wheel Drive Estate Engine CDNC/CAEB	803086	Outer Joint		42	33	76.5	34	45.5	M
	2008.06-			F	All-wheel Drive Estate Engine CDNC/CAEB	803020	Outer Joint	45W	38	30	59.5	34	59.5	I
	2008.06-		R		All-wheel Drive Estate Engine CDNC/CAEB	803026	Outer Joint	45T	33	30	53	31	62	I
2.7 TDi (120 kW)	2008.06-	6MT		F	Estate Engine CGKB/CAMB	803088	Outer Joint		42	29	76.5	34	61.5	M
	2008.06-	6MT	L/R	F	Estate Engine CGKB/CAMB	203321	Drive Shaft		42		76.5	34	462	
2.7 TDi (140 kW)	2008.04-	6MT		F	Estate Engine CAMA/CGKA	803088	Outer Joint		42	29	76.5	34	61.5	M
	2008.04-	6MT	L/R	F	Estate Engine CAMA/CGKA	203321	Drive Shaft		42		76.5	34	462	
3.0 S4 Quattro (245 kW)	2008.11-		L/R		All-wheel Drive Estate Engine CAKA/CGWC	803087	Outer Joint		42	27	76.5	34	54.5	M
	2008.11-			F	All-wheel Drive Estate Engine CAKA/CGWC	803086	Outer Joint		42	33	76.5	34	45.5	M
	2008.11-			R	All-wheel Drive Estate Engine CAKA/CGWC	803088	Outer Joint		42	29	76.5	34	61.5	M
3.0 TDi Quattro (176 kW)	2008.04-	6MT/6AT/7AT	L/R		All-wheel Drive Estate Engine CAPA/CCLA/CCWA	803087	Outer Joint		42	27	76.5	34	54.5	M
3.2 FSi (195 kW)	2008.09-		L/R	F	Estate Engine CALA	803087	Outer Joint		42	27	76.5	34	54.5	M
	2008.09-	MT/AT		F	Estate Engine CALA	803086	Outer Joint		42	33	76.5	34	45.5	M
	2008.09-			F	Estate Engine CALA	803087	Outer Joint		42	27	76.5	34	54.5	M
3.2 FSi Quattro (195 kW)	2008.04-	MT/AT		F	All-wheel Drive Estate Engine CALA	803086	Outer Joint		42	33	76.5	34	45.5	M
A4 I AVANT														
1.6	1995.03- 2001.09	MT		F	All	603013	Inner Joint			33		34		
2.4 V6	1997.09- 2001.09	MT		F		803064	Outer Joint	45T	38	27	60	34	64	I
2.5 TDi V6	1998.05- 2001.09	AT		F		803064	Outer Joint	45T	38	27	60	34	64	I
	1998.05- 2001.09	MT		F		803064	Outer Joint	45T	38	27	60	34	64	I
2.6 V6	1995.03- 2001.09	MT		F		803064	Outer Joint	45T	38	27	60	34	64	I





	 YEAR	TRANSM	L/R	F/R	REMARKS	GSP Ref.	 PRODUCT	 ABS	Technical Specifications									
									A	B	C	H	L	P				
AUDI																		
A4 I AVANT																		
2.8 V6	1996.04- 2001.09	AT		F		803064	Outer Joint	45T	38	27	60	34	64	I				
	1996.04- 2001.09	MT		F		803064	Outer Joint	45T	38	27	60	34	64	I				
A4 I QUATTRO AVANT																		
1.8 Turbo 20V	1999.05- 2001.09	MT		F	All	603013	Inner Joint			33		34						
2.5 TDi V6	1998.05- 2001.09	MT		F		803064	Outer Joint	45T	38	27	60	34	64	I				
A5 (8F7)																		
1.8 TFSi (118 kW)	2009.09-		L/R	F	Convertible Engine CDHB	803087	Outer Joint		42	27	76.5	34	54.5	M				
2.0 TDi (125 kW)	2009.05-	6MT/CVT	L/R	F	Convertible Engine CAHA	803087	Outer Joint		42	27	76.5	34	54.5	M				
2.0 TFSi (132 kW)	2009.03-	6MT/CVT	L/R	F	Convertible Engine CAEA/CDNB	803087	Outer Joint		42	27	76.5	34	54.5	M				
2.0 TFSi (155 kW)	2009.03-		L/R	F	Convertible Engine CAEB/CDNC	803087	Outer Joint		42	27	76.5	34	54.5	M				
	2009.03-	7AT		F	Convertible Engine CAEB/CDNC	803086	Outer Joint		42	33	76.5	34	45.5	M				
2.0 TFSi Quattro (155 kW)	2009.03-	6MT/CVT	L/R		All-wheel Drive Convertible Engine CAEB/CDNC	803087	Outer Joint		42	27	76.5	34	54.5	M				
2.7 TDi (140 kW)	2009.03-	6MT		F	Convertible Engine CGKA	803088	Outer Joint		42	29	76.5	34	61.5	M				
	2009.03-	6MT	L/R	F	Convertible Engine CGKA	203321	Drive Shaft		42		76.5	34	462					
3.0 S5 Quattro (245 kW)	2009.06-	7AT	L/R		All-wheel Drive Convertible Engine CAKA/CCBA/CGWC/CGXC/CTUB	803087	Outer Joint		42	27	76.5	34	54.5	M				
3.0 TDi Quattro (176 kW)	2009.03-	7AT	L/R		All-wheel Drive Convertible Engine CCWA	803087	Outer Joint		42	27	76.5	34	54.5	M				
3.2 FSi (195 kW)	2009.03-	6MT/CVT	L/R	F	Convertible Engine CALA	803087	Outer Joint		42	27	76.5	34	54.5	M				
	2009.03-	7AT		F	Convertible Engine CALA	803086	Outer Joint		42	33	76.5	34	45.5	M				
3.2 FSi Quattro (195 kW)	2009.03-			F	All-wheel Drive Convertible Engine CALA	803086	Outer Joint		42	33	76.5	34	45.5	M				
A5 (8T3)																		
1.8 TFSi (118 kW)	2009.05-	6MT/CVT	L/R	F	Coupe Engine CDHB	803087	Outer Joint		42	27	76.5	34	54.5	M				
1.8 TFSi (125 kW)	2007.09-	6MT/CVT	L/R	F	Coupe Engine CABD/CJEB	803087	Outer Joint		42	27	76.5	34	54.5	M				
2.0 TDi (120 kW)	2008.08-		L/R	F	Coupe Engine CGLD/CAHB	803087	Outer Joint		42	27	76.5	34	54.5	M				
	2008.08-		L/R	F	Coupe Engine CGLD/CAHB	203321	Drive Shaft		42		76.5	34	462					
2.0 TDi (125 kW)	2008.08-	6MT/CVT	L/R	F	Coupe Engine CAHA	803087	Outer Joint		42	27	76.5	34	54.5	M				
	2008.08-	MT/AT		F	Coupe Engine CAHA	803086	Outer Joint		42	33	76.5	34	45.5	M				
2.0 TDi Quattro (125 kW)	2008.08-			F	All-wheel Drive Coupe Engine CAHA	803086	Outer Joint		42	33	76.5	34	45.5	M				
2.0 TFSi (132 kW)	2008.11-	6MT/CVT	L/R	F	Coupe Engine CDNB	803087	Outer Joint		42	27	76.5	34	54.5	M				
2.0 TFSi (155 kW)	2008.06-	6MT/CVT	L/R	F	Coupe Engine CDNC	803087	Outer Joint		42	27	76.5	34	54.5	M				
	2008.06-	MT/AT		F	Coupe Engine CDNC	803086	Outer Joint		42	33	76.5	34	45.5	M				
2.0 TFSi Quattro (155 kW)	2008.06-			F	All-wheel Drive Coupe Engine CAEB/CDNC	803086	Outer Joint		42	33	76.5	34	45.5	M				
2.7 TDi (120 kW)	2007.09-	6MT		F	Coupe Engine CGKB/CAMB	803088	Outer Joint		42	29	76.5	34	61.5	M				
	2007.09-	6MT	L/R	F	Coupe Engine CGKB/CAMB	203321	Drive Shaft		42		76.5	34	462					
2.7 TDi (140 kW)	2007.06-	6MT		F	Coupe Engine CAMA/CGKA	803088	Outer Joint		42	29	76.5	34	61.5	M				
	2007.06-	6MT	L/R	F	Coupe Engine CAMA/CGKA	203321	Drive Shaft		42		76.5	34	462					
3.0 TDi Quattro (155 kW)	2008.03-		L/R		All-wheel Drive Coupe Engine CCWB	803087	Outer Joint		42	27	76.5	34	54.5	M				
	2008.03-			R	All-wheel Drive Coupe Engine CCWB	803088	Outer Joint		42	29	76.5	34	61.5	M				
3.0 TDi Quattro (176 kW)	2007.06-	6MT/6AT/7AT	L/R		All-wheel Drive Coupe Engine CAPA/CCWA	803087	Outer Joint		42	27	76.5	34	54.5	M				
3.2 FSi (195 kW)	2007.06-	6MT/CVT	L/R	F	Coupe Engine CALA	803087	Outer Joint		42	27	76.5	34	54.5	M				
	2007.06-	MT/AT		F	Coupe Engine CALA	803086	Outer Joint		42	33	76.5	34	45.5	M				
3.2 FSi Quattro (195 kW)	2007.06-	6MT/CVT	L/R		All-wheel Drive Coupe Engine CALA	803087	Outer Joint		42	27	76.5	34	54.5	M				
	2007.06-	MT/AT		F	All-wheel Drive Coupe Engine CALA	803086	Outer Joint		42	33	76.5	34	45.5	M				
4.2 RS 5 Quattro (331 kW)	2010.03-		L/R		All-wheel Drive Coupe Engine CFSA	803087	Outer Joint		42	27	76.5	34	54.5	M				
4.2 S5 Quattro (260 kW)	2007.06-	6MT/6AT/7AT	L/R		All-wheel Drive Coupe Engine CAUA	803087	Outer Joint		42	27	76.5	34	54.5	M				
A5 (8TA)																		
1.8 TFSi (118 kW)	2009.11-		L/R	F	Hatchback Engine CDHB	803087	Outer Joint		42	27	76.5	34	54.5	M				
1.8 TFSi (125 kW)	2011.08-		L/R	F	Hatchback Engine CJEB	803087	Outer Joint		42	27	76.5	34	54.5	M				
2.0 TDi (100 kW)	2009.09-		L/R	F	Hatchback Engine CJCB/CAGB	803087	Outer Joint		42	27	76.5	34	54.5	M				
2.0 TDi (105 kW)	2009.09-		L/R	F	Hatchback Engine CMFA/CJCA/CMEA/CAGA	803087	Outer Joint		42	27	76.5	34	54.5	M				
2.0 TDi (120 kW)	2009.09-		L/R	F	Hatchback Engine CGLD/CAHB	803087	Outer Joint		42	27	76.5	34	54.5	M				
	2009.09-		L/R	F	Hatchback Engine CGLD/CAHB	203321	Drive Shaft		42		76.5	34	462					
2.0 TDi (125 kW)	2009.09-		L/R	F	Hatchback Engine CAHA	803087	Outer Joint		42	27	76.5	34	54.5	M				
2.0 TDi Quattro (125 kW)	2009.09-			F	All-wheel Drive Hatchback Engine CAHA	803086	Outer Joint		42	33	76.5	34	45.5	M				
2.0 TFSi (132 kW)	2009.09-		L/R	F	Hatchback Engine CDNB	803087	Outer Joint		42	27	76.5	34	54.5	M				
2.0 TFSi (155 kW)	2009.09-		L/R	F	Hatchback Engine CDNC	803087	Outer Joint		42	27	76.5	34	54.5	M				
2.0 TFSi Quattro (155 kW)	2009.09-			F	All-wheel Drive Hatchback Engine CDNC	803086	Outer Joint		42	33	76.5	34	45.5	M				
2.7 TDi (140 kW)	2009.09-		L/R	F	Hatchback Engine CGKA	803087	Outer Joint		42	27	76.5	34	54.5	M				
	2009.09-			F	Hatchback Engine CGKA	803087	Outer Joint		42	27	76.5	34	54.5	M				
	2009.09-		L/R	F	Hatchback Engine CGKA	203321	Drive Shaft		42		76.5	34	462					
3.0 S5 Quattro (245 kW)	2010.01-		L/R		All-wheel Drive Hatchback Engine CAKA/CGWC/CTUB	803087	Outer Joint		42	27	76.5	34	54.5	M				
	2010.01-			R	All-wheel Drive Hatchback Engine CAKA/CGWC/CTUB	803088	Outer Joint		42	29	76.5	34	61.5	M				





	 YEAR	TRANSM	L/R	F/R	REMARKS	GSP Ref.	 PRODUCT	 ABS	Technical Specifications									
									A	B	C	H	L	P				
AUDI																		
A5 (8TA)																		
3.0 TDi Quattro (176 kW)	2009.09-		L/R		All-wheel Drive Hatchback Engine CCWA	803087	Outer Joint		42	27	76.5	34	54.5	M				
	2009.09-			R	All-wheel Drive Hatchback Engine CCWA	803088	Outer Joint		42	29	76.5	34	61.5	M				
3.2 FSi Quattro (195 kW)	2009.09-			F	All-wheel Drive Hatchback Engine CALA	803086	Outer Joint		42	33	76.5	34	45.5	M				
	2009.09-			R	All-wheel Drive Hatchback Engine CALA	803088	Outer Joint		42	29	76.5	34	61.5	M				
A6																		
-						603007	Inner Joint				34		82					
						803055	Outer Joint	45T	38	30	59.5	34	61	I				
			L			203025	Drive Shaft		38		59.5	34	543					
			R			203026	Drive Shaft		38		59.5	34	558					
2.6 V6	1994.01- 1997.09					803049	Outer Joint		38	30	59.5	34	59.5	I				
A6 (4A, C4)																		
1.8 (92 kW)	1995.12- 1997.10	MT		F	Saloon Engine ADR	648002	Inner Joint			28		32						
1.9 TDi (66 kW)	1994.06- 1997.10	MT		F	Saloon Engine 1Z/AHU	648002	Inner Joint			28		32						
2.0 (74 kW)	1994.06- 1997.10	MT/AT		F	Saloon Engine AAE	803016	Outer Joint	45T	38	30	59.5	34	61	I				
	1994.06- 1997.10	MT		F	Saloon Engine AAE	603001	Inner Joint			28		32						
2.0 (85 kW)	1994.06- 1997.10	MT/AT		F	Saloon Engine ABK	803016	Outer Joint	45T	38	30	59.5	34	61	I				
	1994.06- 1997.10	MT		F	Saloon Engine ABK	603001	Inner Joint			28		32						
2.0 16V (103 kW)	1994.06- 1997.10	MT/AT		F	Saloon Engine ACE	803016	Outer Joint	45T	38	30	59.5	34	61	I				
	1994.06- 1997.10	MT		F	Saloon Engine ACE	603001	Inner Joint			28		32						
	1994.06- 1997.10			F	Saloon Engine ACE	648002	Inner Joint			28		32						
2.0 16V Quattro (103 kW)	1994.06- 1997.10	MT		F	All-wheel Drive Saloon Engine ACE	803016	Outer Joint	45T	38	30	59.5	34	61	I				
	1994.06- 1997.10	MT		F	All-wheel Drive Saloon Engine ACE	603002	Inner Joint			33		32						
	1994.06- 1997.10	MT/AT		R	All-wheel Drive Saloon Engine ACE	603001	Inner Joint			28		32						
	1994.06- 1997.10	MT/AT		R	All-wheel Drive Saloon Engine ACE	803014	Outer Joint	45T	38	25	59.5	34.5	61	O				
2.2 S6 Turbo Quattro (169 kW)	1994.06- 1997.10	AT	L	F	All-wheel Drive Saloon Engine AAN	203060	Drive Shaft	45T	38		59.5	34	565					
	1994.06- 1997.10	AT	R	F	All-wheel Drive Saloon Engine AAN	203061	Drive Shaft	45T	38		59.5	34	488					
	1994.06- 1997.10				All-wheel Drive Saloon Engine AAN	603001	Inner Joint			28		32						
	1994.06- 1997.10	MT/AT		F	All-wheel Drive Saloon Engine AAN	803017	Outer Joint	45T	38	27	59.5	34.5	68.5	I				
	1994.06- 1997.10	AT		R	All-wheel Drive Saloon Engine AAN	803014	Outer Joint	45T	38	25	59.5	34.5	61	O				
2.3 (98 kW)	1994.06- 1995.12	MT		F	Saloon Engine AAR	803016	Outer Joint	45T	38	30	59.5	34	61	I				
	1994.06- 1995.12	MT		F	Saloon Engine AAR	603001	Inner Joint			28		32						
	1994.06- 1995.12			F	Saloon Engine AAR	648002	Inner Joint			28		32						
2.5 TDi (103 kW)	1994.08- 1997.10	AT	L	F	Saloon Engine AEL	203060	Drive Shaft	45T	38		59.5	34	565					
	1994.08- 1997.10	AT	R	F	Saloon Engine AEL	203061	Drive Shaft	45T	38		59.5	34	488					
	1994.08- 1997.10	MT/AT		F	Saloon Engine AEL	803017	Outer Joint	45T	38	27	59.5	34.5	68.5	I				
	1994.08- 1997.10	MT	L	F	Saloon Engine AEL	203050	Drive Shaft	45T	38		59.5	34.5	612					
	1994.08- 1997.10	MT	R	F	Saloon Engine AEL	203051	Drive Shaft	45T	38		59.5	34.5	647					
2.5 TDi (84 kW)	1995.01- 1997.10	AT	L	F	Saloon Engine AAT	203060	Drive Shaft	45T	38		59.5	34	565					
	1995.01- 1997.10	AT	R	F	Saloon Engine AAT	203061	Drive Shaft	45T	38		59.5	34	488					
	1995.01- 1997.10	MT/AT		F	Saloon Engine AAT	803017	Outer Joint	45T	38	27	59.5	34.5	68.5	I				
	1995.01- 1997.10	MT	L	F	Saloon Engine AAT	203050	Drive Shaft	45T	38		59.5	34.5	612					
	1995.01- 1997.10	MT	R	F	Saloon Engine AAT	203051	Drive Shaft	45T	38		59.5	34.5	647					
2.5 TDi (85 kW)	1994.06- 1997.10	AT	L	F	Saloon Engine AAT	203060	Drive Shaft	45T	38		59.5	34	565					
	1994.06- 1997.10	AT	R	F	Saloon Engine AAT	203061	Drive Shaft	45T	38		59.5	34	488					
	1994.06- 1997.10	MT/AT		F	Saloon Engine AAT	803017	Outer Joint	45T	38	27	59.5	34.5	68.5	I				
	1994.06- 1997.10	MT	L	F	Saloon Engine AAT	203050	Drive Shaft	45T	38		59.5	34.5	612					
	1994.06- 1997.10	MT	R	F	Saloon Engine AAT	203051	Drive Shaft	45T	38		59.5	34.5	647					
2.5 TDi Quattro (103 kW)	1995.10- 1997.10				All-wheel Drive Saloon Engine AEL	648002	Inner Joint			28		32						
2.6 (110 kW)	1994.06- 1997.10	MT/AT		F	Saloon Engine ABC	803016	Outer Joint	45T	38	30	59.5	34	61	I				
2.6 Quattro (110 kW)	1994.06- 1997.10	MT		F	All-wheel Drive Saloon Engine ABC	803016	Outer Joint	45T	38	30	59.5	34	61	I				
	1994.06- 1997.10	MT		F	All-wheel Drive Saloon Engine ABC	603002	Inner Joint			33		32						
	1994.06- 1997.10	MT/AT		R	All-wheel Drive Saloon Engine ABC	603001	Inner Joint			28		32						
	1994.06- 1997.10	MT/AT		R	All-wheel Drive Saloon Engine ABC	803014	Outer Joint	45T	38	25	59.5	34.5	61	O				
2.8 (128 kW)	1994.06- 1997.10	AT	L	F	Saloon Engine AAH/AEJ/AFC	203060	Drive Shaft	45T	38		59.5	34	565					
	1994.06- 1997.10	AT	R	F	Saloon Engine AAH/AEJ/AFC	203061	Drive Shaft	45T	38		59.5	34	488					
	1994.06- 1997.10	MT/AT		F	Saloon Engine AAH/AEJ/AFC	803017	Outer Joint	45T	38	27	59.5	34.5	68.5	I				
	1994.06- 1997.10	MT	L	F	Saloon Engine AAH/AEJ/AFC	203050	Drive Shaft	45T	38		59.5	34.5	612					
	1994.06- 1997.10	MT	R	F	Saloon Engine AAH/AEJ/AFC	203051	Drive Shaft	45T	38		59.5	34.5	647					
2.8 Quattro (128 kW)	1994.06- 1997.10	AT	L	F	All-wheel Drive Saloon Engine AAH	203060	Drive Shaft	45T	38		59.5	34	565					
	1994.06- 1997.10	AT	R	F	All-wheel Drive Saloon Engine AAH	203061	Drive Shaft	45T	38		59.5	34	488					
	1994.06- 1997.10				All-wheel Drive Saloon Engine AAH	603001	Inner Joint			28		32						
	1994.06- 1997.10	MT/AT		F	All-wheel Drive Saloon Engine AAH	803017	Outer Joint	45T	38	27	59.5	34.5	68.5	I				





	 YEAR	TRANSM	L/R	F/R	REMARKS	GSP Ref.	 PRODUCT	 ABS	Technical Specifications							
									A	B	C	H	L	P		
AUDI																
A6 (4A, C4)																
2.8 Quattro (128 kW)	1994.06- 1997.10	AT		R	All-wheel Drive Saloon Engine AAH	803014	Outer Joint	45T	38	25	59.5	34.5	61	O		
4.2 S6 Plus Quattro (240 kW)	1996.04- 1997.10				All-wheel Drive Saloon Engine AHK	648002	Inner Joint				28		32			
	1996.04- 1997.10			F	All-wheel Drive Saloon Engine AHK	803017	Outer Joint	45T	38	27	59.5	34.5	68.5	I		
4.2 S6 Quattro (213 kW)	1994.06- 1997.10	AT	L	F	All-wheel Drive Saloon Engine AEC	203060	Drive Shaft	45T	38		59.5	34	565			
	1994.06- 1997.10	AT	R	F	All-wheel Drive Saloon Engine AEC	203061	Drive Shaft	45T	38		59.5	34	488			
	1994.06- 1997.10				All-wheel Drive Saloon Engine AEC	603001	Inner Joint				28		32			
	1994.06- 1997.10	MT/AT		F	All-wheel Drive Saloon Engine AEC	803017	Outer Joint	45T	38	27	59.5	34.5	68.5	I		
A6 (4B2, C5)																
1.8 (92 kW)	1997.07- 2005.01	MT		F	Saloon Engine AJP/ANQ/AQE/ARH	803018	Outer Joint	45W	33	30	53	30	62	I		
	1997.07- 2005.01	MT		F	Saloon Engine AJP/ANQ/AQE/ARH	603001	Inner Joint				28		32			
1.8 T (110 kW)	1997.01- 2005.01	MT		F	Saloon Engine AEB/ANB/APU/ARK/AWL/AWT	803018	Outer Joint	45W	33	30	53	30	62	I		
	1997.01- 2005.01	MT		F	Saloon Engine AEB/ANB/APU/ARK/AWL/AWT	603001	Inner Joint				28		32			
1.8 T (132 kW)	1997.12- 2005.01	MT		F	Saloon Engine AJL	803018	Outer Joint	45W	33	30	53	30	62	I		
	1997.12- 2005.01	MT	R	F	Saloon Engine AJL	299113	Drive Shaft	45W	38		59.5	34.5	654			
1.8 T Quattro (110 kW)	1997.02- 2005.01			F	All-wheel Drive Saloon Engine AEB/ANB/APU/ARK/AWT	803018	Outer Joint	45W	33	30	53	30	62	I		
1.8 T Quattro (132 kW)	1997.12- 2005.01	MT		F	All-wheel Drive Saloon Engine AJL	803018	Outer Joint	45W	33	30	53	30	62	I		
	1997.12- 2005.01	MT	R	F	All-wheel Drive Saloon Engine AJL	299113	Drive Shaft	45W	38		59.5	34.5	654			
1.9 TDi (81 kW)	1997.04- 2000.10	AT	L	F	Saloon Engine AFN/AVG	203020	Drive Shaft	45W	38		59.5	34.5	522			
	1997.04- 2000.10	MT/AT		F	Saloon Engine AFN/AVG	803019	Outer Joint	45W	38	27	59.5	34.5	63	I		
	1997.04- 2000.10	MT	R	F	Saloon Engine AFN/AVG	299113	Drive Shaft	45W	38		59.5	34.5	654			
1.9 TDi (85 kW)	2000.07- 2005.01	AT	L	F	Saloon Engine AJM	203019	Drive Shaft	45W	38		59.5	34.5	550			
	2000.07- 2005.01	AT	R	F	Saloon Engine AJM	203020	Drive Shaft	45W	38		59.5	34.5	522			
	2000.07- 2005.01	MT	R	F	Saloon Engine AJM	299113	Drive Shaft	45W	38		59.5	34.5	654			
	2000.07- 2005.01	AT		F	Saloon Engine AJM	803058	Outer Joint	45W	38	33	59.5	34	55	M		
	2000.07- 2005.01	MT/AT		F	Saloon Engine AJM	803021	Outer Joint	45W	33	27	53	30	63	I		
1.9 TDi (96 kW)	2001.08- 2005.01	MT		F	Saloon Engine AVF/AWX	803019	Outer Joint	45W	38	27	59.5	34.5	63	I		
	2001.08- 2005.01	5MT	R	F	Saloon Engine AVF/AWX	299113	Drive Shaft	45W	38		59.5	34.5	654			
2.0 (96 kW)	2001.08- 2005.01	MT		F	Saloon Engine ALT	803019	Outer Joint	45W	38	27	59.5	34.5	63	I		
	2001.08- 2005.01	MT	R	F	Saloon Engine ALT	299113	Drive Shaft	45W	38		59.5	34.5	654			
2.4 (100 kW)	1998.07- 2005.01	AT	L	F	Saloon Engine ALW/ARN/ASM	203019	Drive Shaft	45W	38		59.5	34.5	550			
	1998.07- 2005.01	AT	R	F	Saloon Engine ALW/ARN/ASM	203020	Drive Shaft	45W	38		59.5	34.5	522			
	1998.07- 2005.01	AT		F	Saloon Engine ALW/ARN/ASM	803019	Outer Joint	45W	38	27	59.5	34.5	63	I		
2.4 (115 kW)	1997.02- 2005.01	MT		F	Saloon Engine APC	803019	Outer Joint	45W	38	27	59.5	34.5	63	I		
	1997.02- 2005.01	MT	R	F	Saloon Engine APC	299113	Drive Shaft	45W	38		59.5	34.5	654			
2.4 (120 kW)	1997.02- 2005.01	AT	L	F	Saloon Engine AJG/AMM/APZ	203019	Drive Shaft	45W	38		59.5	34.5	550			
	1997.02- 2005.01	AT	R	F	Saloon Engine AJG/AMM/APZ	203020	Drive Shaft	45W	38		59.5	34.5	522			
	1997.02- 2005.01			F	Saloon Engine AJG/AMM/APZ	803020	Outer Joint	45W	38	30	59.5	34	59.5	I		
	1997.02- 2005.01			F	Saloon Engine AJG/AMM/APZ	803019	Outer Joint	45W	38	27	59.5	34.5	63	I		
	1997.02- 2005.01	MT	R	F	Saloon Engine AJG/AMM/APZ	299113	Drive Shaft	45W	38		59.5	34.5	654			
2.4 (121 kW)	1997.02- 2005.01	MT	R	F	Saloon Engine AGA/ALF/AML/APS/ARJ	299113	Drive Shaft	45W	38		59.5	34.5	654			
	1997.02- 2005.01	AT	L	F	Saloon Engine AGA/ALF/AML/APS/ARJ	203019	Drive Shaft	45W	38		59.5	34.5	550			
	1997.02- 2005.01	MT/AT		F	Saloon Engine AGA/ALF/AML/APS/ARJ	603002	Inner Joint			33		32				
	1997.02- 2005.01	AT	R	F	Saloon Engine AGA/ALF/AML/APS/ARJ	203020	Drive Shaft	45W	38		59.5	34.5	522			
	1997.02- 2005.01	MT/AT		F	Saloon Engine AGA/ALF/AML/APS/ARJ	803020	Outer Joint	45W	38	30	59.5	34	59.5	I		
	1997.02- 2005.01	MT/AT		F	Saloon Engine AGA/ALF/AML/APS/ARJ	803019	Outer Joint	45W	38	27	59.5	34.5	63	I		
2.4 (125 kW)	2001.08- 2005.01	MT	R	F	Saloon Engine BDV	299113	Drive Shaft	45W	38		59.5	34.5	654			
2.4 Quattro (115 kW)	1998.08- 1999.07	MT	R	F	All-wheel Drive Saloon Engine APC	299113	Drive Shaft	45W	38		59.5	34.5	654			
	1998.08- 1999.07	AT	L	F	All-wheel Drive Saloon Engine APC	203019	Drive Shaft	45W	38		59.5	34.5	550			
	1998.08- 1999.07	AT	R	F	All-wheel Drive Saloon Engine APC	203020	Drive Shaft	45W	38		59.5	34.5	522			
	1998.08- 1999.07			F	All-wheel Drive Saloon Engine APC	803019	Outer Joint	45W	38	27	59.5	34.5	63	I		
2.4 Quattro (120 kW)	1997.02- 2005.01	MT	R	F	All-wheel Drive Saloon Engine AJG/APZ	299113	Drive Shaft	45W	38		59.5	34.5	654			
	1997.02- 2005.01	AT	L	F	All-wheel Drive Saloon Engine AJG/APZ	203019	Drive Shaft	45W	38		59.5	34.5	550			
	1997.02- 2005.01	AT	R	F	All-wheel Drive Saloon Engine AJG/APZ	203020	Drive Shaft	45W	38		59.5	34.5	522			
	1997.02- 2005.01			F	All-wheel Drive Saloon Engine AJG/APZ	803020	Outer Joint	45W	38	30	59.5	34	59.5	I		
	1997.02- 2005.01			F	All-wheel Drive Saloon Engine AJG/APZ	803019	Outer Joint	45W	38	27	59.5	34.5	63	I		
2.4 Quattro (121 kW)	1997.02- 2005.01	MT	R	F	All-wheel Drive Saloon Engine AGA/ALF/AML/APS/ARJ	299113	Drive Shaft	45W	38		59.5	34.5	654			
	1997.02- 2005.01	AT	L	F	All-wheel Drive Saloon Engine AGA/ALF/AML/APS/ARJ	203019	Drive Shaft	45W	38		59.5	34.5	550			
	1997.02- 2005.01	AT	R	F	All-wheel Drive Saloon Engine AGA/ALF/AML/APS/ARJ	203020	Drive Shaft	45W	38		59.5	34.5	522			
	1997.02- 2005.01	MT/AT		F	All-wheel Drive Saloon Engine AGA/ALF/AML/APS/ARJ	803019	Outer Joint	45W	38	27	59.5	34.5	63	I		
2.4 Quattro (125 kW)	2001.08- 2005.01	MT	R	F	All-wheel Drive Saloon Engine BDV	299113	Drive Shaft	45W	38		59.5	34.5	654			





	 YEAR	TRANSM	L/R	F/R	REMARKS	GSP Ref.	 PRODUCT	 ABS	Technical Specifications										
									A	B	C	H	L	P					
AUDI																			
A6 (4B2, C5)																			
2.5 TDi (110 kW)	1997.07- 2005.01	MT	R	F	Saloon Engine AFB/AKN	299113	Drive Shaft	45W	38		59.5	34.5	654						
	1997.07- 2005.01	AT	L	F	Saloon Engine AFB/AKN	203019	Drive Shaft	45W	38		59.5	34.5	550						
	1997.07- 2005.01	AT	R	F	Saloon Engine AFB/AKN	203020	Drive Shaft	45W	38		59.5	34.5	522						
	1997.07- 2005.01	MT/AT		F	Saloon Engine AFB/AKN	803019	Outer Joint	45W	38	27	59.5	34.5	63	I					
2.5 TDi (114 kW)	2001.08- 2005.01	MT	R	F	Saloon Engine AYM	299113	Drive Shaft	45W	38		59.5	34.5	654						
	2001.08- 2005.01			F	Saloon Engine AYM	803019	Outer Joint	45W	38	27	59.5	34.5	63	I					
2.5 TDi (120 kW)	2002.07- 2004.05			F	Saloon Engine BCZ/BDG/BFC	803019	Outer Joint	45W	38	27	59.5	34.5	63	I					
2.5 TDi (132 kW)	2000.02- 2005.01	AT	R	F	Saloon Engine AKE/BAU/BDH/BND	203020	Drive Shaft	45W	38		59.5	34.5	522						
	2000.02- 2005.01	MT		F	Saloon Engine AKE/BAU/BDH/BND	803019	Outer Joint	45W	38	27	59.5	34.5	63	I					
2.5 TDi Quattro (110 kW)	1997.07- 2005.01	MT	R	F	All-wheel Drive Saloon Engine AFB/AKN	299113	Drive Shaft	45W	38		59.5	34.5	654						
	1997.07- 2005.01	AT	L	F	All-wheel Drive Saloon Engine AFB/AKN	203019	Drive Shaft	45W	38		59.5	34.5	550						
	1997.07- 2005.01	AT	R	F	All-wheel Drive Saloon Engine AFB/AKN	203020	Drive Shaft	45W	38		59.5	34.5	522						
	1997.07- 2005.01	MT/AT		F	All-wheel Drive Saloon Engine AFB/AKN	803019	Outer Joint	45W	38	27	59.5	34.5	63	I					
2.5 TDi Quattro (132 kW)	2000.02- 2005.01	MT	R	F	All-wheel Drive Saloon Engine AKE/BAU/BDH	299113	Drive Shaft	45W	38		59.5	34.5	654						
	2000.02- 2005.01	AT	R	F	All-wheel Drive Saloon Engine AKE/BAU/BDH	203020	Drive Shaft	45W	38		59.5	34.5	522						
	2000.02- 2005.01	MT			All-wheel Drive Saloon Engine AKE/BAU/BDH	803019	Outer Joint	45W	38	27	59.5	34.5	63	I					
2.7 T (169 kW)	1999.02- 2005.01	MT	R	F	Saloon Engine AJK	299113	Drive Shaft	45W	38		59.5	34.5	654						
	1999.02- 2005.01	MT		F	Saloon Engine AJK	803019	Outer Joint	45W	38	27	59.5	34.5	63	I					
2.7 T Quattro (169 kW)	1997.12- 2005.01	MT	R	F	All-wheel Drive Saloon Engine AJK	299113	Drive Shaft	45W	38		59.5	34.5	654						
	1997.12- 2005.01	MT		F	All-wheel Drive Saloon Engine AJK	803019	Outer Joint	45W	38	27	59.5	34.5	63	I					
2.7 T Quattro (184 kW)	2001.08- 2005.01			F	All-wheel Drive Saloon Engine ARE/BES	803019	Outer Joint	45W	38	27	59.5	34.5	63	I					
2.8 (132 kW)	1997.10- 2000.05	AT	L	F	Saloon Engine AGE	203019	Drive Shaft	45W	38		59.5	34.5	550						
	1997.10- 2000.05	AT	R	F	Saloon Engine AGE	203020	Drive Shaft	45W	38		59.5	34.5	522						
	1997.10- 2000.05	AT		F	Saloon Engine AGE	803019	Outer Joint	45W	38	27	59.5	34.5	63	I					
2.8 (140 kW)	1999.07- 2005.01	MT	R	F	Saloon Engine ATX	299113	Drive Shaft	45W	38		59.5	34.5	654						
	1999.07- 2005.01	AT	L	F	Saloon Engine ATX	203019	Drive Shaft	45W	38		59.5	34.5	550						
	1999.07- 2005.01			F	Saloon Engine ATX	803033	Outer Joint		36	30	53	78.5	51	I					
	1999.07- 2005.01	AT	R	F	Saloon Engine ATX	203020	Drive Shaft	45W	38		59.5	34.5	522						
2.8 (142 kW)	1997.02- 2005.01	MT	R	F	Saloon Engine ACK/AHA/ALG/AMX/APR/AQD	299113	Drive Shaft	45W	38		59.5	34.5	654						
	1997.02- 2005.01	MT/AT		F	Saloon Engine ACK/AHA/ALG/AMX/APR/AQD	603002	Inner Joint			33		32							
	1997.02- 2005.01	AT	L	F	Saloon Engine ACK/AHA/ALG/AMX/APR/AQD	203019	Drive Shaft	45W	38		59.5	34.5	550						
	1997.02- 2005.01	AT	R	F	Saloon Engine ACK/AHA/ALG/AMX/APR/AQD	203020	Drive Shaft	45W	38		59.5	34.5	522						
	1997.02- 2005.01	MT/AT		F	Saloon Engine ACK/AHA/ALG/AMX/APR/AQD	803020	Outer Joint	45W	38	30	59.5	34	59.5	I					
	1997.02- 2005.01	MT/AT		F	Saloon Engine ACK/AHA/ALG/AMX/APR/AQD	803019	Outer Joint	45W	38	27	59.5	34.5	63	I					
2.8 Quattro (142 kW)	1997.02- 2005.01	MT	R	F	All-wheel Drive Saloon Engine ACK/AHA/ALG/AMX/APR/AQD	299113	Drive Shaft	45W	38		59.5	34.5	654						
	1997.02- 2005.01	AT	L	F	All-wheel Drive Saloon Engine ACK/AHA/ALG/AMX/APR/AQD	203019	Drive Shaft	45W	38		59.5	34.5	550						
	1997.02- 2005.01	AT	R	F	All-wheel Drive Saloon Engine ACK/AHA/ALG/AMX/APR/AQD	203020	Drive Shaft	45W	38		59.5	34.5	522						
	1997.02- 2005.01	MT/AT		F	All-wheel Drive Saloon Engine ACK/AHA/ALG/AMX/APR/AQD	803019	Outer Joint	45W	38	27	59.5	34.5	63	I					
3.0 (162 kW)	2001.08- 2005.01	MT	R	F	Saloon Engine ASN	299113	Drive Shaft	45W	38		59.5	34.5	654						
	2001.08- 2005.01			F	Saloon Engine ASN	803019	Outer Joint	45W	38	27	59.5	34.5	63	I					
3.0 Quattro (162 kW)	2001.08- 2005.01	MT	R	F	All-wheel Drive Saloon Engine ASN	299113	Drive Shaft	45W	38		59.5	34.5	654						
	2001.08- 2005.01			F	All-wheel Drive Saloon Engine ASN	803019	Outer Joint	45W	38	27	59.5	34.5	63	I					
4.2 Quattro (220 kW)	1998.11- 2005.01			F	All-wheel Drive Saloon Engine ASG/ARS	803019	Outer Joint	45W	38	27	59.5	34.5	63	I					
4.2 RS6 Quattro (331 kW)	2002.07- 2005.01			F	All-wheel Drive Saloon Engine BCY	803019	Outer Joint	45W	38	27	59.5	34.5	63	I					
4.2 S6 Quattro (250 kW)	1999.09- 2005.01			F	All-wheel Drive Saloon Engine ANK/AQJ	803019	Outer Joint	45W	38	27	59.5	34.5	63	I					
A6 (4F2, C6)																			
2.0 TDi (100 kW)	2006.01- 2007.11			F	Saloon Engine BNA/BRF/CAGB	803077	Outer Joint		38	27	59.5	34	63	M					
2.0 TDi (103 kW)	2004.06- 2007.11			F	Saloon Engine BLB/BRE	803077	Outer Joint		38	27	59.5	34	63	M					
2.0 TDi (125 kW)	2008.11- 2011.03			F	Saloon Engine CAHA	803077	Outer Joint		38	27	59.5	34	63	M					
2.0 TFSi (125 kW)	2005.06- 2007.11			F	Saloon Engine BPJ	803077	Outer Joint		38	27	59.5	34	63	M					
2.4 (130 kW)	2004.05- 2008.10			F	Saloon Engine BDW	803077	Outer Joint		38	27	59.5	34	63	M					
2.7 TDi (120 kW)	2004.11- 2011.03			F	Saloon Engine BSG/CANB	899351	Outer Joint		38	29	59.5	34	70	M					
2.7 TDi (132 kW)	2004.10- 2007.11			F	Saloon Engine BPP	899351	Outer Joint		38	29	59.5	34	70	M					
2.7 TDi (140 kW)	2008.10- 2011.03			F	Saloon Engine CANA	899351	Outer Joint		38	29	59.5	34	70	M					
2.8 FSi (140 kW)	2008.10- 2011.03			F	Saloon Engine CCDA	803077	Outer Joint		38	27	59.5	34	63	M					
2.8 FSi (154 kW)	2006.11- 2008.10			F	Saloon Engine BDX	803077	Outer Joint		38	27	59.5	34	63	M					
2.8 FSi (162 kW)	2008.10- 2011.03			F	Saloon Engine CCEA	803077	Outer Joint		38	27	59.5	34	63	M					
3.2 FSi (188 kW)	2004.05- 2009.05	AT		F	Saloon Engine AUK/BKH	803077	Outer Joint		38	27	59.5	34	63	M					
A6 (4G2, C7)																			
2.8 FSi (150 kW)	2011.03-		L/R	F	Saloon Engine CHVA	803087	Outer Joint		42	27	76.5	34	54.5	M					
	2011.03-		L/R	F	Saloon Engine CHVA	203317	Drive Shaft		42		76.5	34	490						





	 YEAR	TRANSM	L/R	F/R	REMARKS	GSP Ref.	 PRODUCT	 ABS	Technical Specifications					
									A	B	C	H	L	P
AUDI														
A6 AVANT (4A, C4)														
2.0 (74 kW)	1994.06- 1997.12	MT/AT		F	Estate Engine AAE	803016	Outer Joint	45T	38	30	59.5	34	61	I
	1994.06- 1997.12	MT		F	Estate Engine AAE	603001	Inner Joint				28	32		
2.0 (85 kW)	1994.06- 1997.12	MT/AT		F	Estate Engine ABK	803016	Outer Joint	45T	38	30	59.5	34	61	I
	1994.06- 1997.12	MT		F	Estate Engine ABK	603001	Inner Joint				28	32		
2.0 16V (103 kW)	1994.06- 1997.12	MT/AT		F	Estate Engine ACE	803016	Outer Joint	45T	38	30	59.5	34	61	I
	1994.06- 1997.12	MT		F	Estate Engine ACE	603001	Inner Joint				28	32		
2.0 16V Quattro (103 kW)	1994.06- 1997.12	MT		F	All-wheel Drive Estate Engine ACE	803016	Outer Joint	45T	38	30	59.5	34	61	I
	1994.06- 1997.12	MT		F	All-wheel Drive Estate Engine ACE	603002	Inner Joint				33	32		
	1994.06- 1997.12	MT/AT		R	All-wheel Drive Estate Engine ACE	603001	Inner Joint				28	32		
	1994.06- 1997.12	MT/AT		R	All-wheel Drive Estate Engine ACE	803014	Outer Joint	45T	38	25	59.5	34.5	61	O
2.2 S6 Turbo Quattro (169 kW)	1994.06- 1997.12	AT	L	F	All-wheel Drive Estate Engine AAN	203060	Drive Shaft	45T	38		59.5	34	565	
	1994.06- 1997.12	AT	R	F	All-wheel Drive Estate Engine AAN	203061	Drive Shaft	45T	38		59.5	34	488	
	1994.06- 1997.12				All-wheel Drive Estate Engine AAN	603001	Inner Joint				28	32		
	1994.06- 1997.12	MT/AT		F	All-wheel Drive Estate Engine AAN	803017	Outer Joint	45T	38	27	59.5	34.5	68.5	I
2.3 (98 kW)	1994.06- 1995.12	MT		F	Estate Engine AAR	803016	Outer Joint	45T	38	30	59.5	34	61	I
	1994.06- 1995.12	MT		F	Estate Engine AAR	603001	Inner Joint				28	32		
2.5 TDi (103 kW)	1994.08- 1997.12	AT	L	F	Estate Engine AEL	203060	Drive Shaft	45T	38		59.5	34	565	
	1994.08- 1997.12	AT	R	F	Estate Engine AEL	203061	Drive Shaft	45T	38		59.5	34	488	
	1994.08- 1997.12	MT/AT		F	Estate Engine AEL	803017	Outer Joint	45T	38	27	59.5	34.5	68.5	I
	1994.08- 1997.12	MT	L	F	Estate Engine AEL	203050	Drive Shaft	45T	38		59.5	34.5	612	
2.5 TDi (84 kW)	1995.01- 1997.12	AT	L	F	Estate Engine AAT	203060	Drive Shaft	45T	38		59.5	34	565	
	1995.01- 1997.12	AT	R	F	Estate Engine AAT	203061	Drive Shaft	45T	38		59.5	34	488	
	1995.01- 1997.12	MT/AT		F	Estate Engine AAT	803017	Outer Joint	45T	38	27	59.5	34.5	68.5	I
	1995.01- 1997.12	MT	L	F	Estate Engine AAT	203050	Drive Shaft	45T	38		59.5	34.5	612	
	1995.01- 1997.12	MT	R	F	Estate Engine AAT	203051	Drive Shaft	45T	38		59.5	34.5	647	
2.5 TDi (85 kW)	1994.06- 1997.12	AT	L	F	Estate Engine AAT	203060	Drive Shaft	45T	38		59.5	34	565	
	1994.06- 1997.12	AT	R	F	Estate Engine AAT	203061	Drive Shaft	45T	38		59.5	34	488	
	1994.06- 1997.12	MT/AT		F	Estate Engine AAT	803017	Outer Joint	45T	38	27	59.5	34.5	68.5	I
	1994.06- 1997.12	MT	L	F	Estate Engine AAT	203050	Drive Shaft	45T	38		59.5	34.5	612	
	1994.06- 1997.12	MT	R	F	Estate Engine AAT	203051	Drive Shaft	45T	38		59.5	34.5	647	
2.6 (110 kW)	1994.06- 1997.12	MT/AT		F	Estate Engine ABC	803016	Outer Joint	45T	38	30	59.5	34	61	I
2.6 Quattro (110 kW)	1994.06- 1997.12	MT		F	All-wheel Drive Estate Engine ABC	803016	Outer Joint	45T	38	30	59.5	34	61	I
	1994.06- 1997.12	MT		F	All-wheel Drive Estate Engine ABC	603002	Inner Joint				33	32		
	1994.06- 1997.12	MT/AT		R	All-wheel Drive Estate Engine ABC	603001	Inner Joint				28	32		
2.8 (128 kW)	1994.06- 1997.12	MT	R	F	Estate Engine AAH	203051	Drive Shaft	45T	38		59.5	34.5	647	
	1994.06- 1997.12	AT	L	F	Estate Engine AAH	203060	Drive Shaft	45T	38		59.5	34	565	
	1994.06- 1997.12	AT	R	F	Estate Engine AAH	203061	Drive Shaft	45T	38		59.5	34	488	
	1994.06- 1997.12	MT/AT		F	Estate Engine AAH	803017	Outer Joint	45T	38	27	59.5	34.5	68.5	I
	1994.06- 1997.12	MT	L	F	Estate Engine AAH	203050	Drive Shaft	45T	38		59.5	34.5	612	
2.8 Quattro (128 kW)	1994.06- 1997.12	AT	L	F	All-wheel Drive Estate Engine AEJ/AAH	203060	Drive Shaft	45T	38		59.5	34	565	
	1994.06- 1997.12	AT	R	F	All-wheel Drive Estate Engine AEJ/AAH	203061	Drive Shaft	45T	38		59.5	34	488	
	1994.06- 1997.12				All-wheel Drive Estate Engine AEJ/AAH	603001	Inner Joint				28	32		
	1994.06- 1997.12	MT/AT		F	All-wheel Drive Estate Engine AEJ/AAH	803017	Outer Joint	45T	38	27	59.5	34.5	68.5	I
4.2 S6 Plus Quattro (240 kW)	1994.06- 1997.12			R	All-wheel Drive Estate Engine AEJ/AAH	803014	Outer Joint	45T	38	25	59.5	34.5	61	O
	1994.06- 1997.12			F	All-wheel Drive Estate Engine AHK	803017	Outer Joint	45T	38	27	59.5	34.5	68.5	I
4.2 S6 Quattro (213 kW)	1994.06- 1997.12	AT	L	F	All-wheel Drive Estate Engine AEC	203060	Drive Shaft	45T	38		59.5	34	565	
	1994.06- 1997.12	AT	R	F	All-wheel Drive Estate Engine AEC	203061	Drive Shaft	45T	38		59.5	34	488	
	1994.06- 1997.12				All-wheel Drive Estate Engine AEC	603001	Inner Joint				28	32		
	1994.06- 1997.12	MT/AT		F	All-wheel Drive Estate Engine AEC	803017	Outer Joint	45T	38	27	59.5	34.5	68.5	I
A6 AVANT (4B5, C5)														
1.8 (92 kW)	1997.12- 2005.01	MT		F	Estate Engine AJP/AQE/ARH	803018	Outer Joint	45W	33	30	53	30	62	I
	1997.12- 2005.01	MT		F	Estate Engine AJP/AQE/ARH	603001	Inner Joint				28	32		
1.8 T (110 kW)	1997.12- 2005.01	MT		F	Estate Engine AEB/ANB/APU/ARK/AWT	803018	Outer Joint	45W	33	30	53	30	62	I
	1997.12- 2005.01	MT		F	Estate Engine AEB/ANB/APU/ARK/AWT	603001	Inner Joint				28	32		
1.8 T (132 kW)	1999.04- 2005.01	MT	R	F	Estate Engine AJL	299113	Drive Shaft	45W	38		59.5	34.5	654	
	1999.04- 2005.01	MT		F	Estate Engine AJL	803018	Outer Joint	45W	33	30	53	30	62	I
1.8 T Quattro (110 kW)	1997.12- 2005.01			F	All-wheel Drive Estate Engine AEB/ANB/APU/ARK/AWT	803018	Outer Joint	45W	33	30	53	30	62	I
1.8 T Quattro (132 kW)	1997.12- 2005.01	MT	R	F	All-wheel Drive Estate Engine AJL	299113	Drive Shaft	45W	38		59.5	34.5	654	
	1997.12- 2005.01	MT		F	All-wheel Drive Estate Engine AJL	803018	Outer Joint	45W	33	30	53	30	62	I





	 YEAR	TRANSM	L/R	F/R	REMARKS	GSP Ref.	 PRODUCT	 ABS	Technical Specifications									
									A	B	C	H	L	P				
AUDI A6 AVANT (4B5, C5)																		
1.9 TDi (81 kW)	1998.02- 2001.04	MT	R	F	Estate Engine AFN	299113	Drive Shaft	45W	38		59.5	34.5	654					
	1998.02- 2001.04	AT	L	F	Estate Engine AFN	203020	Drive Shaft	45W	38		59.5	34.5	522					
	1998.02- 2001.04	MT/AT		F	Estate Engine AFN	803019	Outer Joint	45W	38	27	59.5	34.5	63	I				
1.9 TDi (85 kW)	2000.07- 2005.01	MT	R	F	Estate Engine AJM	299113	Drive Shaft	45W	38		59.5	34.5	654					
	2000.07- 2005.01	AT	L	F	Estate Engine AJM	203019	Drive Shaft	45W	38		59.5	34.5	550					
	2000.07- 2005.01	AT	R	F	Estate Engine AJM	203020	Drive Shaft	45W	38		59.5	34.5	522					
	2000.07- 2005.01	AT		F	Estate Engine AJM	803058	Outer Joint	45W	38	33	59.5	34	55	M				
	2000.07- 2005.01	MT/AT		F	Estate Engine AJM	803021	Outer Joint	45W	33	27	53	30	63	I				
1.9 TDi (96 kW)	2001.08- 2005.01	5MT	R	F	Estate Engine AVF/AWX	299113	Drive Shaft	45W	38		59.5	34.5	654					
	2001.08- 2005.01	MT		F	Estate Engine AVF/AWX	803019	Outer Joint	45W	38	27	59.5	34.5	63	I				
2.0 (96 kW)	2001.08- 2005.01	MT	R	F	Estate Engine ALT	299113	Drive Shaft	45W	38		59.5	34.5	654					
	2001.08- 2005.01	MT		F	Estate Engine ALT	803019	Outer Joint	45W	38	27	59.5	34.5	63	I				
2.4 (100 kW)	1998.07- 2005.01	AT	L	F	Estate Engine ALW/ARN/ASM	203019	Drive Shaft	45W	38		59.5	34.5	550					
	1998.07- 2005.01	AT	R	F	Estate Engine ALW/ARN/ASM	203020	Drive Shaft	45W	38		59.5	34.5	522					
	1998.07- 2005.01	AT		F	Estate Engine ALW/ARN/ASM	803019	Outer Joint	45W	38	27	59.5	34.5	63	I				
2.4 (115 kW)	1997.12- 2005.01	MT	R	F	Estate Engine APC	299113	Drive Shaft	45W	38		59.5	34.5	654					
	1997.12- 2005.01	MT		F	Estate Engine APC	803019	Outer Joint	45W	38	27	59.5	34.5	63	I				
2.4 (120 kW)	1997.12- 2005.01	MT	R	F	Estate Engine AJG/AMM/APZ	299113	Drive Shaft	45W	38		59.5	34.5	654					
	1997.12- 2005.01	AT	L	F	Estate Engine AJG/AMM/APZ	203019	Drive Shaft	45W	38		59.5	34.5	550					
	1997.12- 2005.01	AT	R	F	Estate Engine AJG/AMM/APZ	203020	Drive Shaft	45W	38		59.5	34.5	522					
	1997.12- 2005.01			F	Estate Engine AJG/AMM/APZ	803020	Outer Joint	45W	38	30	59.5	34	59.5	I				
	1997.12- 2005.01			F	Estate Engine AJG/AMM/APZ	803019	Outer Joint	45W	38	27	59.5	34.5	63	I				
2.4 (121 kW)	1997.12- 2005.01	MT	R	F	Estate Engine AGA/ALF/AML/APS/ARJ	299113	Drive Shaft	45W	38		59.5	34.5	654					
	1997.12- 2005.01	MT/AT		F	Estate Engine AGA/ALF/AML/APS/ARJ	603002	Inner Joint			33		32						
	1997.12- 2005.01	AT	L	F	Estate Engine AGA/ALF/AML/APS/ARJ	203019	Drive Shaft	45W	38		59.5	34.5	550					
	1997.12- 2005.01	AT	R	F	Estate Engine AGA/ALF/AML/APS/ARJ	203020	Drive Shaft	45W	38		59.5	34.5	522					
	1997.12- 2005.01	MT/AT		F	Estate Engine AGA/ALF/AML/APS/ARJ	803020	Outer Joint	45W	38	30	59.5	34	59.5	I				
	1997.12- 2005.01	MT/AT		F	Estate Engine AGA/ALF/AML/APS/ARJ	803019	Outer Joint	45W	38	27	59.5	34.5	63	I				
2.4 (125 kW)	2001.08- 2005.01	MT	R	F	Estate Engine BDV	299113	Drive Shaft	45W	38		59.5	34.5	654					
2.4 Quattro (115 kW)	1998.08- 2001.05	MT	R	F	All-wheel Drive Estate Engine APC	299113	Drive Shaft	45W	38		59.5	34.5	654					
	1998.08- 2001.05	AT	L	F	All-wheel Drive Estate Engine APC	203019	Drive Shaft	45W	38		59.5	34.5	550					
	1998.08- 2001.05	AT	R	F	All-wheel Drive Estate Engine APC	203020	Drive Shaft	45W	38		59.5	34.5	522					
	1998.08- 2001.05			F	All-wheel Drive Estate Engine APC	803019	Outer Joint	45W	38	27	59.5	34.5	63	I				
2.4 Quattro (120 kW)	1997.12- 2005.01	MT	R	F	All-wheel Drive Estate Engine AJG/APZ	299113	Drive Shaft	45W	38		59.5	34.5	654					
	1997.12- 2005.01	AT	L	F	All-wheel Drive Estate Engine AJG/APZ	203019	Drive Shaft	45W	38		59.5	34.5	550					
	1997.12- 2005.01	AT	R	F	All-wheel Drive Estate Engine AJG/APZ	203020	Drive Shaft	45W	38		59.5	34.5	522					
	1997.12- 2005.01			F	All-wheel Drive Estate Engine AJG/APZ	803020	Outer Joint	45W	38	30	59.5	34	59.5	I				
	1997.12- 2005.01			F	All-wheel Drive Estate Engine AJG/APZ	803019	Outer Joint	45W	38	27	59.5	34.5	63	I				
2.4 Quattro (121 kW)	1997.12- 2005.01	MT	R	F	All-wheel Drive Estate Engine AGA/ALF/AML/APS/ARJ	299113	Drive Shaft	45W	38		59.5	34.5	654					
	1997.12- 2005.01	AT	L	F	All-wheel Drive Estate Engine AGA/ALF/AML/APS/ARJ	203019	Drive Shaft	45W	38		59.5	34.5	550					
	1997.12- 2005.01	AT	R	F	All-wheel Drive Estate Engine AGA/ALF/AML/APS/ARJ	203020	Drive Shaft	45W	38		59.5	34.5	522					
	1997.12- 2005.01	MT/AT		F	All-wheel Drive Estate Engine AGA/ALF/AML/APS/ARJ	803019	Outer Joint	45W	38	27	59.5	34.5	63	I				
2.4 Quattro (125 kW)	2001.08- 2005.01	MT	R	F	All-wheel Drive Estate Engine BDV	299113	Drive Shaft	45W	38		59.5	34.5	654					
2.5 TDi (110 kW)	1997.12- 2005.01	MT	R	F	Estate Engine AFB/AKN	299113	Drive Shaft	45W	38		59.5	34.5	654					
	1997.12- 2005.01	AT	L	F	Estate Engine AFB/AKN	203019	Drive Shaft	45W	38		59.5	34.5	550					
	1997.12- 2005.01	AT	R	F	Estate Engine AFB/AKN	203020	Drive Shaft	45W	38		59.5	34.5	522					
	1997.12- 2005.01	MT/AT		F	Estate Engine AFB/AKN	803019	Outer Joint	45W	38	27	59.5	34.5	63	I				
2.5 TDi (114 kW)	2001.08- 2005.01	MT	R	F	Estate Engine AYM	299113	Drive Shaft	45W	38		59.5	34.5	654					
2001.08- 2005.01			F	Estate Engine AYM	803019	Outer Joint	45W	38	27	59.5	34.5	63	I					
2.5 TDi (120 kW)	2002.07- 2005.01			F	Estate Engine BCZ/BDG/BFC	803019	Outer Joint	45W	38	27	59.5	34.5	63	I				
2.5 TDi (132 kW)	2000.02- 2005.01	AT	R	F	Estate Engine AKE/BAU/BDH	203020	Drive Shaft	45W	38		59.5	34.5	522					
	2000.02- 2005.01	MT		F	Estate Engine AKE/BAU/BDH	803019	Outer Joint	45W	38	27	59.5	34.5	63	I				
2.5 TDi Quattro (110 kW)	1997.12- 2005.01	MT	R	F	All-wheel Drive Estate Engine AFB/AKN	299113	Drive Shaft	45W	38		59.5	34.5	654					
	1997.12- 2005.01	AT	L	F	All-wheel Drive Estate Engine AFB/AKN	203019	Drive Shaft	45W	38		59.5	34.5	550					
	1997.12- 2005.01	AT	R	F	All-wheel Drive Estate Engine AFB/AKN	203020	Drive Shaft	45W	38		59.5	34.5	522					
	1997.12- 2005.01	MT/AT		F	All-wheel Drive Estate Engine AFB/AKN	803019	Outer Joint	45W	38	27	59.5	34.5	63	I				
2.5 TDi Quattro (132 kW)	2000.02- 2005.01	MT	R	F	All-wheel Drive Estate Engine AKE/BAU/BDH	299113	Drive Shaft	45W	38		59.5	34.5	654					
	2000.02- 2005.01	AT	R	F	All-wheel Drive Estate Engine AKE/BAU/BDH	203020	Drive Shaft	45W	38		59.5	34.5	522					
	2000.02- 2005.01	MT		F	All-wheel Drive Estate Engine AKE/BAU/BDH	803019	Outer Joint	45W	38	27	59.5	34.5	63	I				
2.7 T (169 kW)	1999.02- 2005.01	MT	R	F	Estate Engine AJK	299113	Drive Shaft	45W	38		59.5	34.5	654					
	1999.02- 2005.01	MT		F	Estate Engine AJK	803019	Outer Joint	45W	38	27	59.5	34.5	63	I				





	 YEAR	TRANSM	L/R	F/R	REMARKS	GSP Ref.	 PRODUCT	 ABS	Technical Specifications										
									A	B	C	H	L	P					
AUDI																			
A6 AVANT (4B5, C5)																			
2.7 T Quattro (169 kW)	1997.12- 2005.01	MT	R	F	All-wheel Drive Estate Engine AJK/AZA	299113	Drive Shaft	45W	38		59.5	34.5	654						
	1997.12- 2005.01	MT		F	All-wheel Drive Estate Engine AJK/AZA	803019	Outer Joint	45W	38	27	59.5	34.5	63	I					
2.7 T Quattro (184 kW)	2001.08- 2005.01			F	All-wheel Drive Estate Engine ARE/BES	803019	Outer Joint	45W	38	27	59.5	34.5	63	I					
	1997.12- 2000.05	AT	L	F	Estate Engine AGE	203019	Drive Shaft	45W	38		59.5	34.5	550						
2.8 (132 kW)	1997.12- 2000.05	AT	R	F	Estate Engine AGE	203020	Drive Shaft	45W	38		59.5	34.5	522						
	1997.12- 2000.05	AT		F	Estate Engine AGE	803019	Outer Joint	45W	38	27	59.5	34.5	63	I					
2.8 (140 kW)	1999.07- 2005.01	MT	R	F	Estate Engine ATX	299113	Drive Shaft	45W	38		59.5	34.5	654						
	1999.07- 2005.01	AT	L	F	Estate Engine ATX	203019	Drive Shaft	45W	38		59.5	34.5	550						
	1999.07- 2005.01			F	Estate Engine ATX	803033	Outer Joint		36	30	53	78.5	51	I					
	1999.07- 2005.01	AT	R	F	Estate Engine ATX	203020	Drive Shaft	45W	38		59.5	34.5	522						
2.8 (142 kW)	1997.12- 2005.01	MT	R	F	Estate Engine ACK/AHA/ALG/AMX/APR/AQD	299113	Drive Shaft	45W	38		59.5	34.5	654						
	1997.12- 2005.01	MT/AT		F	Estate Engine ACK/AHA/ALG/AMX/APR/AQD	603002	Inner Joint			33		32							
	1997.12- 2005.01	AT	L	F	Estate Engine ACK/AHA/ALG/AMX/APR/AQD	203019	Drive Shaft	45W	38		59.5	34.5	550						
	1997.12- 2005.01	AT	R	F	Estate Engine ACK/AHA/ALG/AMX/APR/AQD	203020	Drive Shaft	45W	38		59.5	34.5	522						
	1997.12- 2005.01	MT/AT		F	Estate Engine ACK/AHA/ALG/AMX/APR/AQD	803020	Outer Joint	45W	38	30	59.5	34	59.5	I					
2.8 Quattro (142 kW)	1997.12- 2005.01	MT/AT		F	Estate Engine ACK/AHA/ALG/AMX/APR/AQD	803019	Outer Joint	45W	38	27	59.5	34.5	63	I					
	1997.12- 2005.01	MT	R	F	All-wheel Drive Estate Engine ACK/AHA/ALG/AMX/APR/AQD	299113	Drive Shaft	45W	38		59.5	34.5	654						
3.0 (162 kW)	1997.12- 2005.01	AT	L	F	All-wheel Drive Estate Engine ACK/AHA/ALG/AMX/APR/AQD	203019	Drive Shaft	45W	38		59.5	34.5	550						
	1997.12- 2005.01	AT	R	F	All-wheel Drive Estate Engine ACK/AHA/ALG/AMX/APR/AQD	203020	Drive Shaft	45W	38		59.5	34.5	522						
	1997.12- 2005.01	MT/AT		F	All-wheel Drive Estate Engine ACK/AHA/ALG/AMX/APR/AQD	803019	Outer Joint	45W	38	27	59.5	34.5	63	I					
3.0 Quattro (162 kW)	2001.08- 2005.01	MT	R	F	Estate Engine ASN	299113	Drive Shaft	45W	38		59.5	34.5	654						
	2001.08- 2005.01			F	Estate Engine ASN	803019	Outer Joint	45W	38	27	59.5	34.5	63	I					
4.2 Quattro (220 kW)	1998.11- 2005.01			F	All-wheel Drive Estate Engine ARS/ASG/AWN	803019	Outer Joint	45W	38	27	59.5	34.5	63	I					
	2004.04- 2005.01			F	All-wheel Drive Estate Engine BRV	803019	Outer Joint	45W	38	27	59.5	34.5	63	I					
4.2 RS6 plus Quattro (353 kW)	2002.07- 2005.01			F	All-wheel Drive Estate Engine BCY	803019	Outer Joint	45W	38	27	59.5	34.5	63	I					
4.2 S6 Quattro (250 kW)	1999.09- 2005.01	MT		F	All-wheel Drive Estate Engine ANK/AQJ	803019	Outer Joint	45W	38	27	59.5	34.5	63	I					
A6 AVANT (4F5, C6)																			
2.0 TDi (100 kW)	2005.06- 2011.08			F	Estate Engine BNA/BRF/CAGB	803077	Outer Joint		38	27	59.5	34	63	M					
2.0 TDi (103 kW)	2005.06- 2007.11			F	Estate Engine BLB/BRE	803077	Outer Joint		38	27	59.5	34	63	M					
2.0 TDi (125 kW)	2008.10- 2011.08			F	Estate Engine CAHA	803077	Outer Joint		38	27	59.5	34	63	M					
2.0 TFSi (125 kW)	2005.06- 2007.11			F	Estate Engine BPJ	803077	Outer Joint		38	27	59.5	34	63	M					
2.4 (130 kW)	2005.03- 2008.10			F	Estate Engine BDW	803077	Outer Joint		38	27	59.5	34	63	M					
2.7 TDi (120 kW)	2005.03- 2011.08			F	Estate Engine BSG/CANB	899351	Outer Joint		38	29	59.5	34	70	M					
2.7 TDi (132 kW)	2005.03- 2008.10			F	Estate Engine BPP	899351	Outer Joint		38	29	59.5	34	70	M					
2.7 TDi (140 kW)	2008.10- 2011.08			F	Estate Engine CANA	899351	Outer Joint		38	29	59.5	34	70	M					
2.8 FSi (140 kW)	2008.10- 2011.08			F	Estate Engine CCDA	803077	Outer Joint		38	27	59.5	34	63	M					
2.8 FSi (154 kW)	2006.11- 2008.10			F	Estate Engine BDX	803077	Outer Joint		38	27	59.5	34	63	M					
2.8 FSi (162 kW)	2008.10- 2011.08			F	Estate Engine CCEA	803077	Outer Joint		38	27	59.5	34	63	M					
3.2 FSi (188 kW)	2005.03- 2008.10	AT		F	Estate Engine AUK	803077	Outer Joint		38	27	59.5	34	63	M					
A6 AVANT (4G5, C7)																			
2.8 FSi (150 kW)	2011.05-		L/R	F	Estate Engine CHVA	803087	Outer Joint		42	27	76.5	34	54.5	M					
	2011.05-		L/R	F	Estate Engine CHVA	203317	Drive Shaft		42		76.5	34	490						
A6 I,AVANT																			
1.9 TDi	1995.01- 1996.12	AT		F		803064	Outer Joint	45T	38	27	60	34	64	I					
	1995.01- 1996.12	MT		F		803064	Outer Joint	45T	38	27	60	34	64	I					
A6 II QUATTRO,AVANT																			
2.4 V6	1997.05- 2003.05	Semi-AT		F		803064	Outer Joint	45T	38	27	60	34	64	I					
	1999.12-	AT		F		803064	Outer Joint	45T	38	27	60	34	64	I					
	1999.12-	MT		F		803064	Outer Joint	45T	38	27	60	34	64	I					
2.5 TDi V6	1998.04- 2004.10	Semi-AT		F		803064	Outer Joint	45T	38	27	60	34	64	I					
	1998.04-	AT		F		803064	Outer Joint	45T	38	27	60	34	64	I					
	1998.04-	MT		F		803064	Outer Joint	45T	38	27	60	34	64	I					
2.7 Turbo	1999.06- 2003.05	Semi-AT		F		803064	Outer Joint	45T	38	27	60	34	64	I					
	1999.06-	AT		F		803064	Outer Joint	45T	38	27	60	34	64	I					
	1999.06-	MT		F		803064	Outer Joint	45T	38	27	60	34	64	I					
2.8 V6	1997.05- 2001.07	AT		F		803064	Outer Joint	45T	38	27	60	34	64	I					
	1997.05- 2001.07	MT		F		803064	Outer Joint	45T	38	27	60	34	64	I					
	1997.05- 2001.07	Semi-AT		F		803064	Outer Joint	45T	38	27	60	34	64	I					
3.0 V6	2001.08- 2005.01	Semi-AT		F		803064	Outer Joint	45T	38	27	60	34	64	I					
	2001.08-	AT		F		803064	Outer Joint	45T	38	27	60	34	64	I					





	 YEAR	TRANSM	L/R	F/R	REMARKS	GSP Ref.	 PRODUCT	 ABS	Technical Specifications									
									A	B	C	H	L	P				
AUDI																		
A6 II QUATTRO,AVANT																		
3.0 V6	2001.08-	MT		F		803064	Outer Joint	45T	38	27	60	34	64	I				
A6 II,AVANT																		
1.9 TDi	1997.05- 2000.09	MT		F		803064	Outer Joint	45T	38	27	60	34	64	I				
	1997.05- 2005.01	AT		F		803064	Outer Joint	45T	38	27	60	34	64	I				
2.0 20V	2001.08-	AT		F		803064	Outer Joint	45T	38	27	60	34	64	I				
	2001.08-	MT		F		803064	Outer Joint	45T	38	27	60	34	64	I				
2.4 V6	1997.05- 2003.05	Semi-AT		F		803064	Outer Joint	45T	38	27	60	34	64	I				
	1997.05-	AT		F		803064	Outer Joint	45T	38	27	60	34	64	I				
	1997.05-	MT		F		803064	Outer Joint	45T	38	27	60	34	64	I				
2.5 TDi V6	1997.11-	MT		F		803064	Outer Joint	45T	38	27	60	34	64	I				
	1998.04- 2004.10	Semi-AT		F		803064	Outer Joint	45T	38	27	60	34	64	I				
	1998.04-	AT		F		803064	Outer Joint	45T	38	27	60	34	64	I				
2.8 V6	1997.05- 1999.06	AT		F		803064	Outer Joint	45T	38	27	60	34	64	I				
	1997.05- 1999.06	MT		F		803064	Outer Joint	45T	38	27	60	34	64	I				
	1997.05- 2001.07	Semi-AT		F		803064	Outer Joint	45T	38	27	60	34	64	I				
A7 (4GA)																		
2.8 FSi (150 kW)	2011.02-		L/R	F	Hatchback Engine CHVA	803087	Outer Joint		42	27	76.5	34	54.5	M				
	2011.02-		L/R	F	Hatchback Engine CHVA	203317	Drive Shaft		42		76.5	34	490					
A8																		
2.8 V6	1994.03- 2000.10	AT		F		803064	Outer Joint	45T	38	27	60	34	64	I				
3.7 V8	1995.10- 1999.03	AT		F		803064	Outer Joint	45T	38	27	60	34	64	I				
A8 (4D2, 4D8)																		
2.5 TDi (110 kW)	1997.01- 2000.04			F	Saloon Engine AFB/AKN	803019	Outer Joint	45W	38	27	59.5	34.5	63	I				
2.5 TDi (132 kW)	2000.09- 2002.09	MT		F	Saloon Engine AKE	803019	Outer Joint	45W	38	27	59.5	34.5	63	I				
2.5 TDi Quattro (110 kW)	1997.07- 2000.04			F	All-wheel Drive Saloon Engine AFB/AKN	803019	Outer Joint	45W	38	27	59.5	34.5	63	I				
2.5 TDi Quattro (132 kW)	2000.09- 2002.09			F	All-wheel Drive Saloon Engine AKE	803019	Outer Joint	45W	38	27	59.5	34.5	63	I				
2.8 (120 kW)	1995.07- 1996.03			F	Saloon Engine AEJ	803019	Outer Joint	45W	38	27	59.5	34.5	63	I				
2.8 (128 kW)	1994.03- 1996.03	MT/AT		F	Saloon Engine AAH	803019	Outer Joint	45W	38	27	59.5	34.5	63	I				
2.8 (142 kW)	1996.04- 2002.09			F	Saloon Engine ACK/ALG/AMX/APR/AQD	803019	Outer Joint	45W	38	27	59.5	34.5	63	I				
2.8 Quattro (120 kW)	1995.07- 1996.03			F	All-wheel Drive Saloon Engine AEJ	803019	Outer Joint	45W	38	27	59.5	34.5	63	I				
2.8 Quattro (128 kW)	1994.03- 1996.03	MT/AT		F	All-wheel Drive Saloon Engine AAH	803019	Outer Joint	45W	38	27	59.5	34.5	63	I				
2.8 Quattro (142 kW)	1996.04- 2002.09			F	All-wheel Drive Saloon Engine ACK/AMX/APR/AQD	803019	Outer Joint	45W	38	27	59.5	34.5	63	I				
3.3 TDi Quattro (165 kW)	2000.06- 2002.09			F	All-wheel Drive Saloon Engine AKF	803019	Outer Joint	45W	38	27	59.5	34.5	63	I				
3.7 (169 kW)	1995.07- 1998.12			F	Saloon Engine AEW	803019	Outer Joint	45W	38	27	59.5	34.5	63	I				
3.7 (191 kW)	1998.11- 2002.09	AT		F	Saloon Engine AKC/AQG	803019	Outer Joint	45W	38	27	59.5	34.5	63	I				
3.7 Quattro (169 kW)	1995.07- 1998.11			F	All-wheel Drive Saloon Engine AEW/AKJ	803019	Outer Joint	45W	38	27	59.5	34.5	63	I				
3.7 Quattro (191 kW)	1998.11- 2002.09	AT		F	All-wheel Drive Saloon Engine AKC/AQG	803019	Outer Joint	45W	38	27	59.5	34.5	63	I				
4.2 Quattro (175 kW)	1999.02- 2000.04			F	All-wheel Drive Saloon Engine ARU	803019	Outer Joint	45W	38	27	59.5	34.5	63	I				
4.2 Quattro (180 kW)	1994.03- 1996.07			F	All-wheel Drive Saloon Engine AEM	803019	Outer Joint	45W	38	27	59.5	34.5	63	I				
4.2 Quattro (220 kW)	1994.03- 1998.11	AT		F	All-wheel Drive Saloon Engine ABZ/AGK	803019	Outer Joint	45W	38	27	59.5	34.5	63	I				
4.2 Quattro (228 kW)	1998.11- 2002.09			F	All-wheel Drive Saloon Engine AQF/AUW/AUX	803019	Outer Joint	45W	38	27	59.5	34.5	63	I				
4.2 S8 Quattro (250 kW)	1996.07- 1999.06			F	All-wheel Drive Saloon Engine AHC/AKH	803019	Outer Joint	45W	38	27	59.5	34.5	63	I				
4.2 S8 Quattro (265 kW)	1999.06- 2002.09	AT		F	All-wheel Drive Saloon Engine AQH/AVP	803019	Outer Joint	45W	38	27	59.5	34.5	63	I				
6.0 W12 Quattro (309 kW)	2001.01- 2002.09	AT		F	All-wheel Drive Saloon Engine AZC	803019	Outer Joint	45W	38	27	59.5	34.5	63	I				
A8 (4E_)																		
3.2 FSi (191 kW)	2005.06- 2007.11			F	Saloon Engine BPK	803077	Outer Joint		38	27	59.5	34	63	M				
A8 (4H_)																		
4.2 TDi Quattro (258 kW)	2009.11-				All-wheel Drive Saloon Engine CDSB	803088	Outer Joint		42	29	76.5	34	61.5	M				
A8 QUATTRO																		
2.8 V6	2000.10-	AT		R		803064	Outer Joint	45T	38	27	60	34	64	I				
	2000.10-	AT		F		803064	Outer Joint	45T	38	27	60	34	64	I				
3.7 V8	1999.03-	AT		R		803064	Outer Joint	45T	38	27	60	34	64	I				
	1999.03-	AT		F		803064	Outer Joint	45T	38	27	60	34	64	I				
4.2 V8	1994.10-	AT		F		803064	Outer Joint	45T	38	27	60	34	64	I				
	1994.10-	AT		R		803064	Outer Joint	45T	38	27	60	34	64	I				
ALLROAD (4BH, C5)																		
2.5 TDi Quattro (120 kW)	2003.05- 2005.08			F	All-wheel Drive Estate Engine BCZ	803019	Outer Joint	45W	38	27	59.5	34.5	63	I				
2.5 TDi Quattro (132 kW)	2000.05- 2005.08	MT		F	All-wheel Drive Estate Engine AKE/BAU	803019	Outer Joint	45W	38	27	59.5	34.5	63	I				
2.7 T Quattro (184 kW)	2000.05- 2005.08	MT		F	All-wheel Drive Estate Engine ARE/BES	803019	Outer Joint	45W	38	27	59.5	34.5	63	I				
4.2 V8 Quattro (220 kW)	2002.07- 2005.08			F	All-wheel Drive Estate Engine BAS	803019	Outer Joint	45W	38	27	59.5	34.5	63	I				
CABRIOLET (8G7, B4)																		
1.8 (92 kW)	1997.01- 2000.08	MT		F	Convertible Engine ADR	661007	Inner Joint				33		32					





	 YEAR	TRANSM	L/R	F/R	REMARKS	GSP Ref.	 PRODUCT	 ABS	Technical Specifications					
									A	B	C	H	L	P
AUDI														
CABRIOLET (8G7, B4)														
2.0 E (85 kW)	1993.01- 1998.07	MT		F	Convertible Engine ABK	603014	Inner Joint		33		32			
	1993.01- 1998.07	MT	L	F	Convertible Engine ABK	203059	Drive Shaft		33		53	31	586	
	1993.01- 1998.07	MT	L	F	Convertible Engine ABK	203003	Drive Shaft	45T	33		53	31	586	
	1993.01- 1998.07	MT/AT		F	Convertible Engine ABK	803012	Outer Joint	45T	33	30	53	31	62	I
	1993.01- 1998.07	MT/AT		F	Convertible Engine ABK	803051	Outer Joint		33	30	53	30	61	I
2.3 E (98 kW)	1991.05- 1994.07	MT		F	Convertible Engine NG	603001	Inner Joint		28		32			
	1991.05- 1994.07	MT	R	F	Convertible Engine NG	203044	Drive Shaft	45T	33		53	31	563	
	1991.05- 1994.07	MT		F	Convertible Engine NG	803012	Outer Joint	45T	33	30	53	31	62	I
	1991.05- 1994.07	MT		F	Convertible Engine NG	803051	Outer Joint		33	30	53	30	61	I
2.6 (110 kW)	1993.06- 2000.08	MT/AT		F	Convertible Engine ABC	803017	Outer Joint	45T	38	27	59.5	34.5	68.5	I
2.8 (128 kW)	1992.11- 2000.08	MT/AT		F	Convertible Engine AAH	803017	Outer Joint	45T	38	27	59.5	34.5	68.5	I
COUPE														
2.0 (85 kW)	1983.08- 1986.07			F		853004	Outer Joint		22	30	51	78	61	I
COUPE (81, 85)														
1.8 (55 kW)	1981.08- 1983.07	MT/AT		F	Coupe Engine DD	603008	Inner Joint		33		32			
	1981.08- 1983.07	MT/AT		F	Coupe Engine DD	803007	Outer Joint		22	30	51	78.7	51.1	I
1.8 GT (65 kW)	1986.04- 1988.10	MT/AT		F	Coupe Engine SF	603008	Inner Joint		33		32			
	1986.04- 1988.10	MT/AT		F	Coupe Engine SF	803007	Outer Joint		22	30	51	78.7	51.1	I
1.8 GT (66 kW)	1982.09- 1988.10	MT/AT		F	Coupe Engine DS	603008	Inner Joint		33		32			
	1982.09- 1988.10	MT/AT		F	Coupe Engine DS	803007	Outer Joint		22	30	51	78.7	51.1	I
1.8 GT (68 kW)	1985.01- 1988.07	MT/AT		F	Coupe Engine JN	603008	Inner Joint		33		32			
	1985.01- 1988.07	MT/AT		F	Coupe Engine JN	803007	Outer Joint		22	30	51	78.7	51.1	I
1.8 GT (79 kW)	1986.08- 1987.10	MT		F	Coupe Engine PV	603006	Inner Joint		33		34			
	1986.08- 1987.10	MT		F	Coupe Engine PV	603003	Inner Joint		33		32			
1.8 GT (82 kW)	1986.08- 1988.10	MT		F	Coupe Engine DZ	603003	Inner Joint		33		32			
	1986.08- 1988.10	MT		F	Coupe Engine DZ	603006	Inner Joint		33		34			
1.9 (85 kW)	1980.08- 1983.07			F	Coupe Engine WN	661007	Inner Joint		33		32			
	1980.08- 1983.07	MT/AT		F	Coupe Engine WN	603008	Inner Joint		33		32			
	1980.08- 1983.07	MT/AT		F	Coupe Engine WN	803007	Outer Joint		22	30	51	78.7	51.1	I
2.0 (85 kW)	1983.09- 1986.07	MT/AT		F	Coupe Engine JS	603003	Inner Joint		33		32			
	1983.09- 1986.07	MT		F	Coupe Engine JS	603006	Inner Joint		33		34			
2.1 GT (96 kW)	1982.09- 1987.10	MT		F	Coupe Engine KE	603001	Inner Joint		28		32			
	1982.09- 1987.10	MT		F	Coupe Engine KE	803031	Outer Joint		22	25	51	78	61	O
2.2 GT (100 kW)	1984.09- 1988.10	MT/AT		F	Coupe Engine HY/KV	603001	Inner Joint		28		32			
	1984.09- 1988.10	MT/AT		F	Coupe Engine HY/KV	803031	Outer Joint		22	25	51	78	61	O
	1984.09- 1988.10	MT/AT		F	Coupe Engine HY/KV	803029	Outer Joint	96T	22	25	51	78	61	O
2.2 GT (85 kW)	1981.07- 1987.10	MT		F	Coupe Engine KX	603008	Inner Joint		33		32			
	1981.07- 1987.10	MT		F	Coupe Engine KX	803007	Outer Joint		22	30	51	78.7	51.1	I
COUPE (89, 8B)														
2.0 (82 kW)	1990.03- 1990.07			F	Coupe Engine 3A	661007	Inner Joint		33		32			
2.0 (85 kW)	1989.05- 1996.12	3MT/AT		F	Coupe Engine AAD/ABK	603014	Inner Joint		33		32			
	1989.05- 1996.12	MT	L	F	Coupe Engine AAD/ABK	203059	Drive Shaft		33		53	31	586	
	1989.05- 1996.12	MT	L	F	Coupe Engine AAD/ABK	203003	Drive Shaft	45T	33		53	31	586	
	1989.05- 1996.12	MT/AT		F	Coupe Engine AAD/ABK	803012	Outer Joint	45T	33	30	53	31	62	I
	1989.05- 1996.12	MT&3AT		F	Coupe Engine AAD/ABK	803051	Outer Joint		33	30	53	30	61	I
2.0 16V (103 kW)	1992.08- 1996.12			F	Coupe Engine ACE	661007	Inner Joint		33		32			
	1992.08- 1996.12	MT		F	Coupe Engine ACE	603001	Inner Joint		28		32			
	1992.08- 1996.12	MT	R	F	Coupe Engine ACE	203044	Drive Shaft	45T	33		53	31	563	
	1992.08- 1996.12	MT		F	Coupe Engine ACE	803012	Outer Joint	45T	33	30	53	31	62	I
2.2 Quattro (100 kW)	1988.11- 1991.07	MT		All-wheel Drive Coupe Engine KV	648002	Inner Joint		28		32				
2.3 (100 kW)	1988.10- 1994.07	MT		F	Coupe Engine NG	603001	Inner Joint		28		32			
	1988.10- 1994.07	MT	R	F	Coupe Engine NG	203044	Drive Shaft	45T	33		53	31	563	
	1988.10- 1994.07	MT/AT		F	Coupe Engine NG	803012	Outer Joint	45T	33	30	53	31	62	I
2.3 (98 kW)	1990.03- 1996.12	MT		F	Coupe Engine NG	603001	Inner Joint		28		32			
	1990.03- 1996.12	MT	R	F	Coupe Engine NG	203044	Drive Shaft	45T	33		53	31	563	
	1990.03- 1996.12	MT/AT		F	Coupe Engine NG	803012	Outer Joint	45T	33	30	53	31	62	I
2.3 20V (123 kW)	1990.08- 1991.07	MT		F	Coupe Engine 7A	603001	Inner Joint		28		32			
	1990.08- 1991.07	MT/AT		F	Coupe Engine 7A	803017	Outer Joint	45T	38	27	59.5	34.5	68.5	I
2.3 20V (125 kW)	1989.08- 1991.07	MT		F	Coupe Engine 7A	603001	Inner Joint		28		32			
	1989.08- 1991.07	MT/AT		F	Coupe Engine 7A	803017	Outer Joint	45T	38	27	59.5	34.5	68.5	I
2.3 20V Quattro (123 kW)	1990.05- 1996.12	MT		All-wheel Drive Coupe Engine 7A	648002	Inner Joint		28		32				





	 YEAR	TRANSM	L/R	F/R	REMARKS	GSP Ref.	 PRODUCT	 ABS	Technical Specifications									
									A	B	C	H	L	P				
AUDI																		
COUPE (89, 8B)																		
2.3 20V Quattro (125 kW)	1988.11- 1991.07	MT			All-wheel Drive Coupe Engine 7A	648002	Inner Joint			28		32						
2.3 Quattro (98 kW)	1990.05- 1996.12	MT			All-wheel Drive Coupe Engine NG	648002	Inner Joint			28		32						
2.6 (110 kW)	1992.08- 1996.12	MT/AT		F	Coupe Engine ABC	803017	Outer Joint	45T	38	27	59.5	34.5	68.5		I			
2.8 (128 kW)	1991.09- 1996.12	MT/AT		F	Coupe Engine AAH	803017	Outer Joint	45T	38	27	59.5	34.5	68.5		I			
2.8 Quattro (128 kW)	1991.08- 1996.12	MT		F	All-wheel Drive Coupe Engine AAH	803016	Outer Joint	45T	38	30	59.5	34	61		I			
Q5 (8R)																		
2.0 TDi (100 kW)	2010.11-		L/R	F	Closed Off-Road Vehicle Engine CJCB	203316	Drive Shaft			42		76.5	34	490				
2.0 TDi (105 kW)	2010.11-		L/R	F	Closed Off-Road Vehicle Engine CJCA	203316	Drive Shaft			42		76.5	34	490				
2.0 TDi Quattro (105 kW)	2009.08-		L/R		All-wheel Drive Closed Off-Road Vehicle Engine CAGA/CJCA	203316	Drive Shaft			42		76.5	34	490				
2.0 TDi Quattro (125 kW)	2008.11-	7AT	L/R		All-wheel Drive Closed Off-Road Vehicle Engine CAHA/CGLB/CMGA	803087	Outer Joint			42	27	76.5	34	54.5		M		
	2008.11-	6MT		F	All-wheel Drive Closed Off-Road Vehicle Engine CAHA/CGLB/CMGA	803086	Outer Joint			42	33	76.5	34	45.5		M		
	2008.11-	6MT	L/R		All-wheel Drive Closed Off-Road Vehicle Engine CAHA/CGLB/CMGA	203316	Drive Shaft			42		76.5	34	490				
	2008.11-	7AT	L/R		All-wheel Drive Closed Off-Road Vehicle Engine CAHA/CGLB/CMGA	203317	Drive Shaft			42		76.5	34	490				
2.0 TFSi Hybrid Quattro (155 kW)	2011.06-		L/R		All-wheel Drive Closed Off-Road Vehicle Engine CHJA	803087	Outer Joint			42	27	76.5	34	54.5		M		
	2011.06-		L/R		All-wheel Drive Closed Off-Road Vehicle Engine CHJA	203317	Drive Shaft			42		76.5	34	490				
2.0 TFSi Quattro (132 kW)	2009.08-	MT	L/R		All-wheel Drive Closed Off-Road Vehicle Engine CDNB/CNCB	203316	Drive Shaft			42		76.5	34	490				
2.0 TFSi Quattro (155 kW)	2008.11-	6MT/7AT		F	All-wheel Drive Closed Off-Road Vehicle Engine CAEB/CDNC/CPMA	803086	Outer Joint			42	33	76.5	34	45.5		M		
	2008.11-	6MT/7AT	L/R		All-wheel Drive Closed Off-Road Vehicle Engine CAEB/CDNC/CPMA	203316	Drive Shaft			42		76.5	34	490				
3.0 TDi Quattro (176 kW)	2008.11-	6AT/7AT	L/R		All-wheel Drive Closed Off-Road Vehicle Engine CCWA	803087	Outer Joint			42	27	76.5	34	54.5		M		
	2008.11-	6AT/7AT	L/R		All-wheel Drive Closed Off-Road Vehicle Engine CCWA	203317	Drive Shaft			42		76.5	34	490				
3.2 FSi Quattro (199 kW)	2008.11-	6AT/7AT	L/R		All-wheel Drive Closed Off-Road Vehicle Engine CALB	803087	Outer Joint			42	27	76.5	34	54.5		M		
	2008.11-	6AT/7AT	L/R		All-wheel Drive Closed Off-Road Vehicle Engine CALB	203317	Drive Shaft			42		76.5	34	490				
Q7 (4L)																		
3.0 TDi (155 kW)	2006.03- 2010.05		L/R		All-wheel Drive Closed Off-Road Vehicle Engine BUN/CASB	603027	Inner Joint			28		28						
	2006.03- 2010.05				All-wheel Drive Closed Off-Road Vehicle Engine BUN/CASB	861050	Outer Joint			30	27	64	103.5	63.5		M		
3.0 TDi (165 kW)	2009.06- 2012.05	6AT	L/R		All-wheel Drive Closed Off-Road Vehicle Engine CATA	603027	Inner Joint			28		28						
3.0 TDi (171 kW)	2006.03- 2008.05		L/R		All-wheel Drive Closed Off-Road Vehicle Engine BUG	603027	Inner Joint			28		28						
	2006.03- 2008.05			F	All-wheel Drive Closed Off-Road Vehicle Engine BUG	861050	Outer Joint			30	27	64	103.5	63.5		M		
3.0 TDi (176 kW)	2007.11-		L/R		All-wheel Drive Closed Off-Road Vehicle Engine CASA/CCMA/CJGA/CNRB	603027	Inner Joint			28		28						
	2007.11-			F	All-wheel Drive Closed Off-Road Vehicle Engine CASA/CCMA/CJGA/CNRB	861050	Outer Joint			30	27	64	103.5	63.5		M		
3.6 FSi (206 kW)	2006.12- 2007.11		L/R		All-wheel Drive Closed Off-Road Vehicle Engine BHK	603027	Inner Joint			28		28						
	2006.12- 2007.11			F	All-wheel Drive Closed Off-Road Vehicle Engine BHK	861050	Outer Joint			30	27	64	103.5	63.5		M		
4.2 FSi (257 kW)	2006.03- 2010.05		L/R		All-wheel Drive Closed Off-Road Vehicle Engine BAR	603027	Inner Joint			28		28						
	2006.03- 2010.05			F	All-wheel Drive Closed Off-Road Vehicle Engine BAR	861050	Outer Joint			30	27	64	103.5	63.5		M		
4.2 TDi (240 kW)	2007.03- 2007.11			F	All-wheel Drive Closed Off-Road Vehicle Engine BTR	803085	Outer Joint			30	29	64	103	72.5		M		
QUATTRO (85)																		
2.1 20V Turbo (225 kW)	1984.05- 1987.07			R	All-wheel Drive Coupe Engine KW	803003	Outer Joint			26	28	56.5	84.5	66.5		O		
	1984.05- 1987.07	MT		F/R	All-wheel Drive Coupe Engine KW	603001	Inner Joint			28		32						
2.1 Turbo (147 kW)	1980.07- 1987.07			R	All-wheel Drive Coupe Engine GV/WR	803003	Outer Joint			26	28	56.5	84.5	66.5		O		
	1980.07- 1987.07	MT		F/R	All-wheel Drive Coupe Engine GV/WR	603001	Inner Joint			28		32						
2.2 20V Turbo (162 kW)	1989.08- 1991.07			R	All-wheel Drive Coupe Engine RR	803003	Outer Joint			26	28	56.5	84.5	66.5		O		
	1989.08- 1991.07	MT		F/R	All-wheel Drive Coupe Engine RR	603001	Inner Joint			28		32						
2.2 Turbo (147 kW)	1987.08- 1989.07			R	All-wheel Drive Coupe Engine 1B/MB	803003	Outer Joint			26	28	56.5	84.5	66.5		O		
	1987.08- 1989.07	MT		F/R	All-wheel Drive Coupe Engine 1B/MB	603001	Inner Joint			28		32						
TT (8J3)																		
1.8 TFSi (118 kW)	2008.06-			F	Coupe Engine CDAA	803002	Outer Joint			36	27	59.5	40	66		I		
2.0 TDi Quattro (125 kW)	2008.06-			R	All-wheel Drive Coupe Engine CBBB/CFGB	603011	Inner Joint			33		34						
	2008.06-	AT	L		All-wheel Drive Coupe Engine CBBB/CFGB	254013	Drive Shaft			36		59.5	40	479.5				
	2008.06-			F	All-wheel Drive Coupe Engine CBBB/CFGB	803002	Outer Joint			36	27	59.5	40	66		I		
2.0 TFSi (147 kW)	2006.08- 2010.06	MT		F	Coupe Engine BWA	803002	Outer Joint			36	27	59.5	40	66		I		
2.0 TFSi Quattro (200 kW)	2008.05-			R	All-wheel Drive Coupe Engine CDLB	603011	Inner Joint			33		34						
	2006.08- 2010.06			R	All-wheel Drive Coupe Engine BUB	603011	Inner Joint			33		34						
3.2 V6 Quattro (184 kW)	2006.08- 2010.06				All-wheel Drive Coupe Engine BUB	861021	Outer Joint			36	27	53	40	65		I		
	2006.08- 2010.06	MT			All-wheel Drive Coupe Engine BUB	653002	Inner Joint			33		34						
	2006.08- 2010.06	MT			All-wheel Drive Coupe Engine BUB	803037	Outer Joint			36	30	59.5	40.5	55		I		
TT (8N3)																		
1.8 T (110 kW)	2002.09- 2006.06			F	Coupe Engine AUM	803036	Outer Joint			36	30	53.2	77.5	61		I		
1.8 T (120 kW)	2005.09- 2006.06			F	Coupe Engine BVP	803036	Outer Joint			36	30	53.2	77.5	61		I		
1.8 T (132 kW)	1998.10- 2006.06	5MT		F	Coupe Engine AJQ/APP/ATC/AUQ	861021	Outer Joint			36	27	53	40	65		I		
	1998.10- 2006.06			F	Coupe Engine AJQ/APP/ATC/AUQ	803036	Outer Joint			36	30	53.2	77.5	61		I		





	 YEAR	TRANSM	L/R	F/R	REMARKS	GSP Ref.	 PRODUCT	 ABS	Technical Specifications					
									A	B	C	H	L	P
AUDI														
TT (8N3)														
1.8 T (140 kW)	2004.06- 2006.08			F	Coupe Engine BVR	861021	Outer Joint		36	27	53	40	65	I
	2004.06- 2006.08			F	Coupe Engine BVR	803036	Outer Joint		36	30	53.2	77.5	61	I
1.8 T Quattro (132 kW)	1998.10- 2006.06	MT	L	F	All-wheel Drive Coupe Engine AJQ/ARY/AUQ	261123	Drive Shaft		36		53	77.5	520	
	1998.10- 2006.06	6MT		R	All-wheel Drive Coupe Engine AJQ/ARY/AUQ	603011	Inner Joint			33		34		
	1998.10- 2006.06	6MT			All-wheel Drive Coupe Engine AJQ/ARY/AUQ	861021	Outer Joint		36	27	53	40	65	I
	1998.10- 2006.06	MT		F	All-wheel Drive Coupe Engine AJQ/ARY/AUQ	803035	Outer Joint		36	27	53	77.5	65	I
	1998.10- 2006.06				All-wheel Drive Coupe Engine AJQ/ARY/AUQ	803036	Outer Joint		36	30	53.2	77.5	61	I
1.8 T Quattro (140 kW)	2005.09- 2006.08			R	All-wheel Drive Coupe Engine BVR	603011	Inner Joint			33		34		
	2005.09- 2006.08				All-wheel Drive Coupe Engine BVR	861021	Outer Joint		36	27	53	40	65	I
	2005.09- 2006.08				All-wheel Drive Coupe Engine BVR	803036	Outer Joint		36	30	53.2	77.5	61	I
1.8 T Quattro (165 kW)	1998.10- 2006.06	MT	L	F	All-wheel Drive Coupe Engine APX/BAM	261123	Drive Shaft		36		53	77.5	520	
	1998.10- 2006.06	6MT		R	All-wheel Drive Coupe Engine APX/BAM	603011	Inner Joint			33		34		
	1998.10- 2006.06	MT		F	All-wheel Drive Coupe Engine APX/BAM	803035	Outer Joint		36	27	53	77.5	65	I
1.8 T Quattro (176 kW)	2005.03- 2006.08	6MT		R	All-wheel Drive Coupe Engine BFB	603011	Inner Joint			33		34		
3.2 VR6 Quattro (184 kW)	2003.07- 2006.06			R	All-wheel Drive Coupe Engine BHE/BPF	603011	Inner Joint			33		34		
	2003.07- 2006.06				All-wheel Drive Coupe Engine BHE/BPF	861021	Outer Joint		36	27	53	40	65	I
TT ROADSTER (8J9)														
1.8 TFSi (118 kW)	2008.06-			F	Convertible Engine CDAA	803002	Outer Joint		36	27	59.5	40	66	I
2.0 TDi Quattro (125 kW)	2008.06-			R	All-wheel Drive Convertible Engine CB8B/CFGB	603011	Inner Joint			33		34		
	2008.06-	AT	L		All-wheel Drive Convertible Engine CB8B/CFGB	254013	Drive Shaft		36		59.5	40	479.5	
	2008.06-			F	All-wheel Drive Convertible Engine CB8B/CFGB	803002	Outer Joint		36	27	59.5	40	66	I
2.0 TFSi (147 kW)	2007.03- 2010.06	MT		F	Convertible Engine BWA	803002	Outer Joint		36	27	59.5	40	66	I
2.0 TFSi Quattro (200 kW)	2008.05-			R	All-wheel Drive Convertible Engine CDLB	603011	Inner Joint			33		34		
3.2 V6 Quattro (184 kW)	2007.03- 2010.06			R	All-wheel Drive Convertible Engine BUB	603011	Inner Joint			33		34		
	2007.03- 2010.06				All-wheel Drive Convertible Engine BUB	861021	Outer Joint		36	27	53	40	65	I
	2007.03- 2010.06	MT			All-wheel Drive Convertible Engine BUB	653002	Inner Joint			33		34		
	2007.03- 2010.06	MT			All-wheel Drive Convertible Engine BUB	803037	Outer Joint		36	30	59.5	40.5	55	I
TT ROADSTER (8N9)														
1.8 T (110 kW)	2001.01- 2006.06			F	Convertible Engine AUM	803036	Outer Joint		36	30	53.2	77.5	61	I
1.8 T (120 kW)	2005.09- 2006.06			F	Convertible Engine BVP	803036	Outer Joint		36	30	53.2	77.5	61	I
1.8 T (132 kW)	1999.10- 2006.06	5MT		F	Convertible Engine AJQ/APP/AUQ/ATC	861021	Outer Joint		36	27	53	40	65	I
	1999.10- 2006.06			F	Convertible Engine AJQ/APP/AUQ/ATC	803036	Outer Joint		36	30	53.2	77.5	61	I
1.8 T (140 kW)	2005.09- 2006.06			F	Convertible Engine BVR	861021	Outer Joint		36	27	53	40	65	I
	2005.09- 2006.06			F	Convertible Engine BVR	803036	Outer Joint		36	30	53.2	77.5	61	I
1.8 T Quattro (132 kW)	2000.02- 2006.06	MT	L	F	All-wheel Drive Convertible Engine AJQ/ARY/AUQ	261123	Drive Shaft		36		53	77.5	520	
	2000.02- 2006.06	6MT		R	All-wheel Drive Convertible Engine AJQ/ARY/AUQ	603011	Inner Joint			33		34		
	2000.02- 2006.06	6MT			All-wheel Drive Convertible Engine AJQ/ARY/AUQ	861021	Outer Joint		36	27	53	40	65	I
	2000.02- 2006.06	MT		F	All-wheel Drive Convertible Engine AJQ/ARY/AUQ	803035	Outer Joint		36	27	53	77.5	65	I
	2000.02- 2006.06				All-wheel Drive Convertible Engine AJQ/ARY/AUQ	803036	Outer Joint		36	30	53.2	77.5	61	I
1.8 T Quattro (140 kW)	2005.09- 2006.11			R	All-wheel Drive Convertible Engine BVR	603011	Inner Joint			33		34		
	2005.09- 2006.11				All-wheel Drive Convertible Engine BVR	861021	Outer Joint		36	27	53	40	65	I
	2005.09- 2006.11				All-wheel Drive Convertible Engine BVR	803036	Outer Joint		36	30	53.2	77.5	61	I
1.8 T Quattro (165 kW)	1999.10- 2006.06	MT	L	F	All-wheel Drive Convertible Engine BAM/APX	261123	Drive Shaft		36		53	77.5	520	
	1999.10- 2006.06	6MT		R	All-wheel Drive Convertible Engine BAM/APX	603011	Inner Joint			33		34		
	1999.10- 2006.06	MT		F	All-wheel Drive Convertible Engine BAM/APX	803035	Outer Joint		36	27	53	77.5	65	I
3.2 VR6 Quattro (184 kW)	2003.07- 2006.06			R	All-wheel Drive Convertible Engine BHE/BPF	603011	Inner Joint			33		34		
	2003.07- 2006.06				All-wheel Drive Convertible Engine BHE/BPF	861021	Outer Joint		36	27	53	40	65	I
V8 (44_, 4C_)														
3.6 Quattro (180 kW)	1993.04- 1994.02				All-wheel Drive Saloon Engine PT	803056	Outer Joint		38	27	59.5	34.5	68.5	I
3.6 Quattro (184 kW)	1988.10- 1994.02				All-wheel Drive Saloon Engine PT	803056	Outer Joint		38	27	59.5	34.5	68.5	I
	1988.10- 1994.02	MT/AT		R	All-wheel Drive Saloon Engine PT	603001	Inner Joint			28		32		
	1988.10- 1994.02	MT/AT		F	All-wheel Drive Saloon Engine PT	803017	Outer Joint	45T	38	27	59.5	34.5	68.5	I
4.2 Quattro (206 kW)	1991.10- 1994.02				All-wheel Drive Saloon Engine ABH	803056	Outer Joint		38	27	59.5	34.5	68.5	I
	1991.10- 1994.02	MT/AT		R	All-wheel Drive Saloon Engine ABH	603001	Inner Joint			28		32		
	1991.10- 1994.02	MT/AT		F	All-wheel Drive Saloon Engine ABH	803017	Outer Joint	45T	38	27	59.5	34.5	68.5	I
AUSTIN														
ALLEGRO (ADO 67)														
1.3 (43 kW)	1975.08- 1982.03			F	Estate Engine 12L	851013	Outer Joint		29	19	48	106	57	I
MINI														
1.0 Mayfair (31 kW)	1982.08- 1993.06	MT/AT		F	Hatchback Engine 99H997P/99HA53P/99HC20P	851013	Outer Joint		29	19	48	106	57	I
1.0 Mayfair Sport (30 kW)	1988.09- 1993.06	MT/AT		F	Hatchback Engine 99HD81	851013	Outer Joint		29	19	48	106	57	I





	 YEAR	TRANSM	L/R	F/R	REMARKS	GSP Ref.	 PRODUCT	 ABS	Technical Specifications											
									A	B	C	H	L	P						
AUTOBIANCHI																				
A 112																				
0.9 Junior (31 kW)	1975.07- 1985.12			F	Hatchback Engine A112A5.000/A112B2.000	804001	Outer Joint		20	20	43.1	90.5	60.5	O						
1.0 Abarth (51 kW)	1974.01- 1984.12			F	Hatchback Engine A112A2.000	804001	Outer Joint		20	20	43.1	90.5	60.5	O						
Y10																				
1.0 (33 kW)	1985.03- 1995.10			F	Hatchback Engine 156A2.000	804001	Outer Joint		20	20	43.1	90.5	60.5	O						
1.0 4WD (37 kW)	1986.12- 1995.10			F	All-wheel Drive Hatchback Engine 156A3.000	804001	Outer Joint		20	20	43.1	90.5	60.5	O						
1.0 CAT (33 kW)	1987.10- 1995.10			F	Hatchback Engine 156A2.246	804001	Outer Joint		20	20	43.1	90.5	60.5	O						
1.1 (42 kW)	1989.06- 1995.10			F	Hatchback Engine 156C.000	804001	Outer Joint		20	20	43.1	90.5	60.5	O						
1.1 4WD (42 kW)	1989.06- 1995.10			F	All-wheel Drive Hatchback Engine 156C.000	804001	Outer Joint		20	20	43.1	90.5	60.5	O						
1.1 i.e. CAT (42 kW)	1990.09- 1995.10			F	Hatchback Engine 156C.046	804001	Outer Joint		20	20	43.1	90.5	60.5	O						
1.3 i.e. GT (54 kW)	1989.06- 1995.10			F	Hatchback Engine 146A5.046	804001	Outer Joint		20	20	43.1	90.5	60.5	O						
BMW																				
1 (E81)																				
116 i (85 kW)	2007.03- 2012.09	MT	R	R	Hatchback Engine N43B16A/N45B16A	205036	Drive Shaft	48W	27		69.3	68	664							
	2007.03- 2012.09	MT&AT	R	R	Hatchback Engine N43B16A/N45B16A	205032	Drive Shaft	48W	27		69.3	68	664							
	2007.03- 2012.09	MT	L	R	Hatchback Engine N43B16A/N45B16A	205040	Drive Shaft	48W	27		69.3	68	611							
116 i (90 kW)	2007.03- 2012.09		R	R	Hatchback Engine N43B16A/N45B16A	205032	Drive Shaft	48W	27		69.3	68	664							
	2007.03- 2012.09		L	R	Hatchback Engine N43B16A/N45B16A	205040	Drive Shaft	48W	27		69.3	68	611							
118 D (105 kW)	2006.09- 2012.09		L	R	Hatchback Engine N47D20A/N47D20C	205022	Drive Shaft	48W	27		69	68	607							
	2006.09- 2012.09		R	R	Hatchback Engine N47D20A/N47D20C	205023	Drive Shaft	48W	27		69	68	660							
118 D (90 kW)	2006.09- 2012.09	MT	L	R	Hatchback Engine M47D20(204D4)/N47D20A/N47D20C	205034	Drive Shaft	48W	27		69.3	68	611							
	2006.09- 2012.09	MT	R	R	Hatchback Engine M47D20(204D4)/N47D20A/N47D20C	205033	Drive Shaft	48W	27		69.3	68	664							
118 i (105 kW)	2006.09- 2012.09		R	R	Hatchback Engine N43B20A/N43B20B	205032	Drive Shaft	48W	27		69.3	68	664							
	2006.09- 2012.09		L	R	Hatchback Engine N43B20A/N43B20B	205040	Drive Shaft	48W	27		69.3	68	611							
118 i (95 kW)	2006.09- 2012.09	MT	R	R	Hatchback Engine N43B20A/N46B20B	205032	Drive Shaft	48W	27		69.3	68	664							
	2006.09- 2012.09	MT	L	R	Hatchback Engine N43B20A/N46B20B	205040	Drive Shaft	48W	27		69.3	68	611							
120 D (120 kW)	2006.09- 2012.09	MT	L	R	Hatchback Engine M47D20(204D4)/N47D20A/N47D20C	205022	Drive Shaft	48W	27		69	68	607							
	2006.09- 2012.09	MT	R	R	Hatchback Engine M47D20(204D4)/N47D20A/N47D20C	205023	Drive Shaft	48W	27		69	68	660							
120 D (130 kW)	2006.09- 2012.09		L	R	Hatchback Engine N47D20A/N47D20C	205022	Drive Shaft	48W	27		69	68	607							
	2006.09- 2012.09		R	R	Hatchback Engine N47D20A/N47D20C	205023	Drive Shaft	48W	27		69	68	660							
120 i (110 kW)	2006.09- 2012.09	MT	R	R	Hatchback Engine N42B20A/N46B20B/N46B20C	205023	Drive Shaft	48W	27		69	68	660							
	2006.09- 2012.09	MT	L	R	Hatchback Engine N42B20A/N46B20B/N46B20C	205022	Drive Shaft	48W	27		69	68	607							
	2006.09- 2012.09	MT&AT	R	R	Hatchback Engine N42B20A/N46B20B/N46B20C	205032	Drive Shaft	48W	27		69.3	68	664							
	2006.09- 2012.09	MT	L	R	Hatchback Engine N42B20A/N46B20B/N46B20C	205040	Drive Shaft	48W	27		69.3	68	611							
120 i (125 kW)	2006.09- 2012.09		R	R	Hatchback Engine N43B20A/N46B20B/N46B20C	205032	Drive Shaft	48W	27		69.3	68	664							
	2006.09- 2012.09		L	R	Hatchback Engine N43B20A/N46B20B/N46B20C	205040	Drive Shaft	48W	27		69.3	68	611							
123 D (150 kW)	2007.03- 2012.09	MT	R	R	Hatchback Engine N47D20B/N47D20D	205079	Drive Shaft		30		57.4	71	653							
130 i (190 kW)	2006.09- 2012.09	AT	L	R	Hatchback Engine N52B30A/N52B30B/N52B30BF	205039	Drive Shaft		30		58.7	73	610							
130 i (195 kW)	2006.09- 2012.09	MT	R	R	Hatchback Engine N52B30B/N52B30A/N52B30BF	205038	Drive Shaft		30		58.7	73	663							
	2006.09- 2012.09	MT	L	R	Hatchback Engine N52B30B/N52B30A/N52B30BF	205039	Drive Shaft		30		58.7	73	610							
	2006.09- 2012.09	AT	R	R	Hatchback Engine N52B30B/N52B30A/N52B30BF	205038	Drive Shaft		30		58.7	73	663							
	2006.09- 2012.09	AT	L	R	Hatchback Engine N52B30B/N52B30A/N52B30BF	205039	Drive Shaft		30		58.7	73	610							
1 (E82)																				
120 D (130 kW)	2007.10-		L	R	Coupe Engine N47D20A/N47D20C	205022	Drive Shaft	48W	27		69	68	607							
	2007.10-		R	R	Coupe Engine N47D20A/N47D20C	205023	Drive Shaft	48W	27		69	68	660							
123 D (150 kW)	2007.10-	MT	R	R	Coupe Engine N47D20B/N47D20D	205079	Drive Shaft		30		57.4	71	653							
135 i (225 kW)	2007.10-		R	R	Coupe Engine N54B30A/N55B30A	205038	Drive Shaft		30		58.7	73	663							
	2007.10-		L	R	Coupe Engine N54B30A/N55B30A	205039	Drive Shaft		30		58.7	73	610							
1 (E87)																				
123 D (150 kW)	2007.03- 2012.09	MT	R	R	Hatchback Engine N47D20B/N47D20D/N47D20C	205079	Drive Shaft		30		57.4	71	653							
1 (E88)																				
118 i (105 kW)	2008.03-		R	R	Convertible Engine N43B20A	205023	Drive Shaft	48W	27		69	68	660							
	2008.03-		L	R	Convertible Engine N43B20A	205022	Drive Shaft	48W	27		69	68	607							
120 D (130 kW)	2008.03-		L	R	Convertible Engine N47D20A/N47D20C	205022	Drive Shaft	48W	27		69	68	607							
	2008.03-		R	R	Convertible Engine N47D20A/N47D20C	205023	Drive Shaft	48W	27		69	68	660							
120 i (125 kW)	2008.03-		R	R	Convertible Engine N43B20A	205032	Drive Shaft	48W	27		69.3	68	664							
	2008.03-		L	R	Convertible Engine N43B20A	205040	Drive Shaft	48W	27		69.3	68	611							
123 D (150 kW)	2008.09-	MT	R	R	Convertible Engine N47D20B/N47D20D	205079	Drive Shaft		30		57.4	71	653							
125 i (160 kW)	2008.03-		R	R	Convertible Engine N52B30A	205023	Drive Shaft	48W	27		69	68	660							
	2008.03-		L	R	Convertible Engine N52B30A	205022	Drive Shaft	48W	27		69	68	607							





	 YEAR	TRANSM	L/R	F/R	REMARKS	GSP Ref.	 PRODUCT	 ABS	Technical Specifications									
									A	B	C	H	L	P				
BMW 3 (E30)																		
324 TD (85 kW)	1987.09- 1991.08	MT/AT	L/R	R	Saloon Engine M21D24/M21D24WA	205004	Drive Shaft	48T	27		63.8	66.5	574					
	1987.09- 1991.08	MT/AT		R	Saloon Engine M21D24/M21D24WA	699052	Inner Joint			25		32						
	1987.09- 1991.08	MT/AT	L/R	R	Saloon Engine M21D24/M21D24WA	205003	Drive Shaft		27		63.8	66.5	574					
325 i (125 kW)	1986.12- 1991.06	MT/AT	L/R	R	Saloon Engine M20B25/M20B25(256E1)/M20B25(256E2)/M20B25(256EX)/M20B25(256K1)	205004	Drive Shaft	48T	27		63.8	66.5	574					
	1986.12- 1991.06	MT/AT		R	Saloon Engine M20B25/M20B25(256E1)/M20B25(256E2)/M20B25(256EX)/M20B25(256K1)	699052	Inner Joint			25		32						
	1987.09- 1993.10	MT/AT	L/R	R	Convertible Engine M20B25/M20B25(256E2)/M20B25(256EX)/M20B25(256K1)	205004	Drive Shaft	48T	27		63.8	66.5	574					
	1987.09- 1993.10	MT/AT		R	Convertible Engine M20B25/M20B25(256E2)/M20B25(256EX)/M20B25(256K1)	699052	Inner Joint			25		32						
325 i (126 kW)	1983.09- 1989.11	MT/AT	L/R	R	Saloon Engine M20B25	205004	Drive Shaft	48T	27		63.8	66.5	574					
	1983.09- 1989.11	MT/AT		R	Saloon Engine M20B25	699052	Inner Joint			25		32						
	1983.09- 1989.11	MT/AT	L/R	R	Saloon Engine M20B25	205003	Drive Shaft		27		63.8	66.5	574					
	1985.12- 1987.12	MT/AT	L/R	R	Convertible Engine M20B25	205004	Drive Shaft	48T	27		63.8	66.5	574					
	1985.12- 1987.12	MT/AT		R	Convertible Engine M20B25	699052	Inner Joint			25		32						
	1985.12- 1987.12	MT/AT	L/R	R	Convertible Engine M20B25	205003	Drive Shaft		27		63.8	66.5	574					
M3 2.3 (143 kW)	1986.07- 1991.06	MT/AT	L/R	R	Saloon Engine S14B23/S14B23(234EA)/S14B23(234S1)/S14B23(234S2)	205004	Drive Shaft	48T	27		63.8	66.5	574					
	1986.07- 1991.06	MT/AT		R	Saloon Engine S14B23/S14B23(234EA)/S14B23(234S1)/S14B23(234S2)	699052	Inner Joint			25		32						
M3 2.3 (147 kW)	1987.02- 1989.05	MT/AT	L/R	R	Saloon Engine S14B23	205004	Drive Shaft	48T	27		63.8	66.5	574					
	1987.02- 1989.05	MT/AT		R	Saloon Engine S14B23	699052	Inner Joint			25		32						
M3 2.3 (158 kW)	1989.06- 1991.06	MT/AT	L/R	R	Saloon Engine S14B23	205004	Drive Shaft	48T	27		63.8	66.5	574					
	1989.06- 1991.06	MT/AT		R	Saloon Engine S14B23	699052	Inner Joint			25		32						
3 (E36)																		
316 i (73 kW)	1990.09- 1993.09		L/R	R	Saloon Engine M40B16	205002	Drive Shaft	48W	27		64	68.5	615					
	1990.09- 1993.09	MT/AT		R	Saloon Engine M40B16	605001	Inner Joint			24		24						
	1990.09- 1993.09		L/R	R	Saloon Engine M40B16	205014	Drive Shaft		27		64	68.5	615					
	1990.09- 1993.09		L/R	R	Saloon Engine M40B16	605009	Inner Joint	48W	27	24	64	68.5	58					
316 i (75 kW)	1990.09- 1993.09		L/R	R	Saloon Engine M40B16/M43B16	205002	Drive Shaft	48W	27		64	68.5	615					
	1990.09- 1993.09	MT/AT		R	Saloon Engine M40B16/M43B16	605001	Inner Joint			24		24						
	1990.09- 1993.09		L/R	R	Saloon Engine M40B16/M43B16	205014	Drive Shaft		27		64	68.5	615					
	1990.09- 1993.09		L/R	R	Saloon Engine M40B16/M43B16	605009	Inner Joint	48W	27	24	64	68.5	58					
	1993.07- 1998.02		L/R	R	Saloon Engine M43B16/M40B16	205002	Drive Shaft	48W	27		64	68.5	615					
	1993.07- 1998.02	MT/AT		R	Saloon Engine M43B16/M40B16	605001	Inner Joint			24		24						
	1993.07- 1998.02		L/R	R	Saloon Engine M43B16/M40B16	205014	Drive Shaft		27		64	68.5	615					
	1993.07- 1998.02		L/R	R	Saloon Engine M43B16/M40B16	605009	Inner Joint	48W	27	24	64	68.5	58					
	1993.09- 1999.04		L/R	R	Coupe Engine M43B16	205002	Drive Shaft	48W	27		64	68.5	615					
	1993.09- 1999.04	MT/AT		R	Coupe Engine M43B16	605001	Inner Joint			24		24						
	1993.09- 1999.04		L/R	R	Coupe Engine M43B16	205014	Drive Shaft		27		64	68.5	615					
	1993.09- 1999.04		L/R	R	Coupe Engine M43B16	605009	Inner Joint	48W	27	24	64	68.5	58					
	318 i (83 kW)	1990.12- 1993.10		L/R	R	Saloon Engine M40B18	205002	Drive Shaft	48W	27		64	68.5	615				
1990.12- 1993.10		MT/AT		R	Saloon Engine M40B18	605001	Inner Joint			24		24						
1990.12- 1993.10			L/R	R	Saloon Engine M40B18	205014	Drive Shaft		27		64	68.5	615					
1990.12- 1993.10			L/R	R	Saloon Engine M40B18	605009	Inner Joint	48W	27	24	64	68.5	58					
318 i (85 kW)	1993.10- 1998.02		L/R	R	Saloon Engine M43B18	205002	Drive Shaft	48W	27		64	68.5	615					
	1993.10- 1998.02	MT/AT		R	Saloon Engine M43B18	605001	Inner Joint			24		24						
	1993.10- 1998.02		L/R	R	Saloon Engine M43B18	205014	Drive Shaft		27		64	68.5	615					
	1993.10- 1998.02		L/R	R	Saloon Engine M43B18	605009	Inner Joint	48W	27	24	64	68.5	58					
	1994.01- 1999.04		L/R	R	Convertible Engine M43B18	205002	Drive Shaft	48W	27		64	68.5	615					
	1994.01- 1999.04	MT/AT		R	Convertible Engine M43B18	605001	Inner Joint			24		24						
	1994.01- 1999.04		L/R	R	Convertible Engine M43B18	205014	Drive Shaft		27		64	68.5	615					
	1994.01- 1999.04		L/R	R	Convertible Engine M43B18	605009	Inner Joint	48W	27	24	64	68.5	58					
318 iS (103 kW)	1992.03- 1995.10		L/R	R	Coupe Engine M42B18	205002	Drive Shaft	48W	27		64	68.5	615					
	1992.03- 1995.10	MT/AT		R	Coupe Engine M42B18	605001	Inner Joint			24		24						
	1992.03- 1995.10		L/R	R	Coupe Engine M42B18	205014	Drive Shaft		27		64	68.5	615					
	1992.03- 1995.10		L/R	R	Coupe Engine M42B18	605009	Inner Joint	48W	27	24	64	68.5	58					
	1993.03- 1998.02		L/R	R	Saloon Engine M42B18	205002	Drive Shaft	48W	27		64	68.5	615					
	1993.03- 1998.02	MT/AT		R	Saloon Engine M42B18	605001	Inner Joint			24		24						
	1993.03- 1998.02		L/R	R	Saloon Engine M42B18	205014	Drive Shaft		27		64	68.5	615					
	1993.03- 1998.02		L/R	R	Saloon Engine M42B18	605009	Inner Joint	48W	27	24	64	68.5	58					
	1995.09- 1998.02		L/R	R	Saloon Engine M44B19	205002	Drive Shaft	48W	27		64	68.5	615					
	1995.09- 1999.04		L/R	R	Coupe Engine M44B19/M44B19(194S1)	205002	Drive Shaft	48W	27		64	68.5	615					
	1995.09- 1999.04	MT/AT		R	Coupe Engine M44B19/M44B19(194S1)	605001	Inner Joint			24		24						
	1995.09- 1998.02		L/R	R	Saloon Engine M44B19	205014	Drive Shaft		27		64	68.5	615					
	1995.09- 1999.04		L/R	R	Coupe Engine M44B19/M44B19(194S1)	205014	Drive Shaft		27		64	68.5	615					
	1995.09- 1998.02		L/R	R	Saloon Engine M44B19	605009	Inner Joint	48W	27	24	64	68.5	58					





	 YEAR	TRANSM	L/R	F/R	REMARKS	GSP Ref.	 PRODUCT	 ABS	Technical Specifications									
									A	B	C	H	L	P				
BMW 3 (E46)																		
320 i (125 kW)	2000.09- 2005.02	MT/AT	R	R	Saloon Engine M54B22(226S1)	205042	Drive Shaft	48W	27		64	69	665					
	2000.09- 2005.02	MT/AT	L	R	Saloon Engine M54B22(226S1)	205051	Drive Shaft	48W	27		64	69	608					
	2000.09- 2005.02	MT	R	R	Saloon Engine M54B22(226S1)	205017	Drive Shaft	48W	27		64	68.5	675					
323 Ci (125 kW)	1999.04- 2000.09		R	R	Coupe Engine M52B25(Vanos)	205042	Drive Shaft	48W	27		64	69	665					
	1999.04- 2000.09		L	R	Coupe Engine M52B25(Vanos)	205051	Drive Shaft	48W	27		64	69	608					
	2000.04- 2000.09		R	R	Convertible Engine M52B25(Vanos)	205042	Drive Shaft	48W	27		64	69	665					
	2000.04- 2000.09		L	R	Convertible Engine M52B25(Vanos)	205051	Drive Shaft	48W	27		64	69	608					
323 i (125 kW)	1998.03- 2000.09		R	R	Saloon Engine M52B25(256S4)/M52B25(Vanos)/M52B25TU	205042	Drive Shaft	48W	27		64	69	665					
	1998.03- 2000.09		L	R	Saloon Engine M52B25(256S4)/M52B25(Vanos)/M52B25TU	205051	Drive Shaft	48W	27		64	69	608					
325 Ci (141 kW)	2000.09-	MT/AT	R	R	Convertible Engine M54B25(256S5)	205042	Drive Shaft	48W	27		64	69	665					
	2000.09-		R	R	Coupe Engine M54B25(256S5)	205042	Drive Shaft	48W	27		64	69	665					
	2000.09-		L	R	Convertible Engine M54B25(256S5)	205051	Drive Shaft	48W	27		64	69	608					
	2000.09-		L	R	Coupe Engine M54B25(256S5)	205051	Drive Shaft	48W	27		64	69	608					
325 i (141 kW)	2000.09- 2005.02		R	R	Saloon Engine M54B25(256S5)	205042	Drive Shaft	48W	27		64	69	665					
	2000.09- 2005.02		L	R	Saloon Engine M54B25(256S5)	205051	Drive Shaft	48W	27		64	69	608					
325 xi (141 kW)	2000.09- 2005.02	MT/AT	R	R	All-wheel Drive Saloon Engine M54B25(256S5)	205042	Drive Shaft	48W	27		64	69	665					
	2000.09- 2005.02		L	R	All-wheel Drive Saloon Engine M54B25(256S5)	205051	Drive Shaft	48W	27		64	69	608					
	2000.09- 2005.02	MT/AT	L	F	All-wheel Drive Saloon Engine M54B25(256S5)	205047	Drive Shaft		30	27	59	73	577					
	2000.09- 2005.02	MT/AT	R	F	All-wheel Drive Saloon Engine M54B25(256S5)	205048	Drive Shaft		30	27	59	73	897					
328 Ci (142 kW)	1999.04- 2000.06	MT/AT	R	R	Coupe Engine M52B28/M52B28(286S2)	205042	Drive Shaft	48W	27		64	69	665					
	1999.04- 2000.06	MT/AT	L	R	Coupe Engine M52B28/M52B28(286S2)	205051	Drive Shaft	48W	27		64	69	608					
328 i (142 kW)	1998.02- 2000.06		R	R	Saloon Engine M52B28/M52B28(286S2)	205042	Drive Shaft	48W	27		64	69	665					
	1998.02- 2000.06		L	R	Saloon Engine M52B28/M52B28(286S2)	205051	Drive Shaft	48W	27		64	69	608					
330 D (135 kW)	1999.10- 2005.02					805002	Outer Joint		30	27	59	73	69	M				
330 xD (135 kW)	2000.06- 2005.02	MT/AT	L	F	All-wheel Drive Saloon Engine M57D30	205047	Drive Shaft		30	27	59	73	577					
	2000.06- 2005.02	MT/AT	R	F	All-wheel Drive Saloon Engine M57D30	205048	Drive Shaft		30	27	59	73	897					
330 xD (150 kW)	2003.03- 2005.02	MT/AT	L	F	All-wheel Drive Saloon Engine M57D30(306D2)	205047	Drive Shaft		30	27	59	73	577					
	2003.03- 2005.02	MT/AT	R	F	All-wheel Drive Saloon Engine M57D30(306D2)	205048	Drive Shaft		30	27	59	73	897					
330 xi (170 kW)	2000.06- 2005.02	MT/AT	L	F	All-wheel Drive Saloon Engine M54B30(306S3)	205047	Drive Shaft		30	27	59	73	577					
	2000.06- 2005.02	MT/AT	R	F	All-wheel Drive Saloon Engine M54B30(306S3)	205048	Drive Shaft		30	27	59	73	897					
3 (E90)																		
318 D (105 kW)	2007.09- 2011.12		L	R	Saloon Engine N47D20A/N47D20C	205022	Drive Shaft	48W	27		69	68	607					
	2007.09- 2011.12		R	R	Saloon Engine N47D20A/N47D20C	205023	Drive Shaft	48W	27		69	68	660					
318 D (90 kW)	2005.09- 2007.08	MT	L	R	Saloon Engine M47N204D4	205022	Drive Shaft	48W	27		69	68	607					
	2005.09- 2007.08	MT	R	R	Saloon Engine M47N204D4	205023	Drive Shaft	48W	27		69	68	660					
318 i (105 kW)	2007.09- 2011.12		R	R	Saloon Engine N43B20A	205032	Drive Shaft	48W	27		69.3	68	664					
	2007.09- 2011.12		L	R	Saloon Engine N43B20A	205040	Drive Shaft	48W	27		69.3	68	611					
318 i (95 kW)	2005.09- 2007.08	AT	R	R	Saloon Engine N46B20/N46B20B	205032	Drive Shaft	48W	27		69.3	68	664					
	2005.09- 2007.08	AT	L	R	Saloon Engine N46B20/N46B20B	205040	Drive Shaft	48W	27		69.3	68	611					
320 D (110 kW)	2005.09- 2011.12	MT	L	R	Saloon Engine M47N204D4	205022	Drive Shaft	48W	27		69	68	607					
	2005.09- 2011.12	MT	R	R	Saloon Engine M47N204D4	205023	Drive Shaft	48W	27		69	68	660					
320 D (120 kW)	2005.01- 2011.12	MT	L	R	Saloon Engine N47D20C	205022	Drive Shaft	48W	27		69	68	607					
	2005.01- 2011.12	MT	R	R	Saloon Engine N47D20C	205023	Drive Shaft	48W	27		69	68	660					
320 i (110 kW)	2005.01- 2007.08	AT	R	R	Saloon Engine N46B20B/N46B20A/N46B20C	205032	Drive Shaft	48W	27		69.3	68	664					
	2005.01- 2007.08	AT	L	R	Saloon Engine N46B20B/N46B20A/N46B20C	205040	Drive Shaft	48W	27		69.3	68	611					
320 i (125 kW)	2007.09- 2011.12		R	R	Saloon Engine N43B20A	205032	Drive Shaft	48W	27		69.3	68	664					
	2007.09- 2011.12		L	R	Saloon Engine N43B20A	205040	Drive Shaft	48W	27		69.3	68	611					
320 Si (127 kW)	2006.03- 2006.07	MT	R	R	Saloon Engine N45B20A	205038	Drive Shaft		30		58.7	73	663					
	2006.03- 2006.07	MT	L	R	Saloon Engine N45B20A	205039	Drive Shaft		30		58.7	73	610					
325 D (145 kW)	2006.08- 2007.08	MT	R	R	Saloon Engine M57D30(306D3)	205079	Drive Shaft		30		57.4	71	653					
325 D (150 kW)	2010.01- 2011.12		R	R	Saloon Engine N57D30A	205079	Drive Shaft		30		57.4	71	653					
325 i (160 kW)	2005.01- 2007.08	MT	R	R	Saloon Engine N52B25/N52B25A	205038	Drive Shaft		30		58.7	73	663					
	2005.01- 2007.08	MT	L	R	Saloon Engine N52B25/N52B25A	205039	Drive Shaft		30		58.7	73	610					
	2005.01- 2007.08	MT	R	R	Saloon Engine N52B25/N52B25A	205023	Drive Shaft	48W	27		69	68	660					
	2005.01- 2007.08	MT	L	R	Saloon Engine N52B25/N52B25A	205022	Drive Shaft	48W	27		69	68	607					
	2005.01- 2007.08	AT	R	R	Saloon Engine N52B25/N52B25A	205038	Drive Shaft		30		58.7	73	663					
	2005.01- 2007.08	AT	L	R	Saloon Engine N52B25/N52B25A	205039	Drive Shaft		30		58.7	73	610					
325 xi (160 kW)	2005.01- 2011.12	MT	R	R	All-wheel Drive Saloon Engine N52B25A	205038	Drive Shaft		30		58.7	73	663					
	2005.01- 2011.12	MT	L	R	All-wheel Drive Saloon Engine N52B25A	205039	Drive Shaft		30		58.7	73	610					
	2005.01- 2011.12	AT	R	R	All-wheel Drive Saloon Engine N52B25A	205038	Drive Shaft		30		58.7	73	663					
	2005.01- 2011.12	AT	L	R	All-wheel Drive Saloon Engine N52B25A	205039	Drive Shaft		30		58.7	73	610					
330 D (170 kW)	2005.09- 2007.08		R	R	Saloon Engine M57306D3/M57D30TU2	205079	Drive Shaft		30		57.4	71	653					





	 YEAR	TRANSM	L/R	F/R	REMARKS	GSP Ref.	 PRODUCT	 ABS	Technical Specifications									
									A	B	C	H	L	P				
BMW																		
3 (E90)																		
330 D (180 kW)	2008.07- 2011.12		R	R	Saloon Engine N57D30A/M57N2306D3	205079	Drive Shaft		30		57.4	71	653					
330 D xDrive (180 kW)	2009.01- 2011.12	MT	R		All-wheel Drive Saloon Engine N57D30A	205079	Drive Shaft		30		57.4	71	653					
330 i (190 kW)	2005.01- 2007.08	MT	R	R	Saloon Engine N52B30A/N52B30	205038	Drive Shaft		30		58.7	73	663					
	2005.01- 2007.08	MT	L	R	Saloon Engine N52B30A/N52B30	205039	Drive Shaft		30		58.7	73	610					
	2005.01- 2007.08	AT	R	R	Saloon Engine N52B30A/N52B30	205038	Drive Shaft		30		58.7	73	663					
	2005.01- 2007.08	AT	L	R	Saloon Engine N52B30A/N52B30	205039	Drive Shaft		30		58.7	73	610					
330 xD (170 kW)	2005.09- 2011.12	MT	R		All-wheel Drive Saloon Engine M57306D3/M57D30TU2	205079	Drive Shaft		30		57.4	71	653					
330 xi (190 kW)	2005.01- 2011.12	MT	R	R	All-wheel Drive Saloon Engine N52B30A	205038	Drive Shaft		30		58.7	73	663					
	2005.01- 2011.12	MT	L	R	All-wheel Drive Saloon Engine N52B30A	205039	Drive Shaft		30		58.7	73	610					
	2005.01- 2011.12	AT	R	R	All-wheel Drive Saloon Engine N52B30A	205038	Drive Shaft		30		58.7	73	663					
	2005.01- 2011.12	AT	L	R	All-wheel Drive Saloon Engine N52B30A	205039	Drive Shaft		30		58.7	73	610					
335 D (210 kW)	2006.08- 2007.08		R	R	Saloon Engine M57D30(306D5)	205079	Drive Shaft		30		57.4	71	653					
3 (E92)																		
320 D (130 kW)	2007.03- 2007.08		L	R	Coupe Engine N47D20A	205022	Drive Shaft	48W	27		69	68	607					
	2007.03- 2007.08		R	R	Coupe Engine N47D20A	205023	Drive Shaft	48W	27		69	68	660					
320 i (125 kW)	2007.03- 2007.08		R	R	Coupe Engine N43B20A	205032	Drive Shaft	48W	27		69.3	68	664					
	2007.03- 2007.08		L	R	Coupe Engine N43B20A	205040	Drive Shaft	48W	27		69.3	68	611					
325 D (145 kW)	2007.03- 2007.08	MT	R	R	Coupe Engine M57D30(306D3)	205079	Drive Shaft		30		57.4	71	653					
325 D (150 kW)	2010.04-		R	R	Coupe Engine M57N2306D3/N57D30A	205079	Drive Shaft		30		57.4	71	653					
325 i (160 kW)	2006.09-	MT	R	R	Coupe Engine N52B25A/N52B25C	205023	Drive Shaft	48W	27		69	68	660					
	2006.09-	MT	L	R	Coupe Engine N52B25A/N52B25C	205022	Drive Shaft	48W	27		69	68	607					
	2007.09-		R	R	Coupe Engine N53B30/N53B30A/N51B30A	205023	Drive Shaft	48W	27		69	68	660					
325 xi (160 kW)	2006.09-	MT	R	R	All-wheel Drive Coupe Engine N52B25A/N52B25C	205038	Drive Shaft		30		58.7	73	663					
	2006.09-	MT	L	R	All-wheel Drive Coupe Engine N52B25A/N52B25C	205039	Drive Shaft		30		58.7	73	610					
330 D (170 kW)	2006.08- 2007.08		R	R	Coupe Engine M57306D3/M57D30TU2	205079	Drive Shaft		30		57.4	71	653					
330 D (180 kW)	2008.07-		R	R	Coupe Engine N57D30A/M57N2306D3	205079	Drive Shaft		30		57.4	71	653					
330 D xDrive (180 kW)	2009.01-	MT	R		All-wheel Drive Coupe Engine N57D30A	205079	Drive Shaft		30		57.4	71	653					
330 i (200 kW)	2006.08- 2007.08	MT	R	R	Coupe Engine N52B30A/N53B30A	205038	Drive Shaft		30		58.7	73	663					
	2006.08- 2007.08	MT	L	R	Coupe Engine N52B30A/N53B30A	205039	Drive Shaft		30		58.7	73	610					
330 xD (170 kW)	2006.09-	MT	R		All-wheel Drive Coupe Engine M57306D3/M57D30TU2	205079	Drive Shaft		30		57.4	71	653					
330 xD (180 kW)	2009.01-	MT	R		All-wheel Drive Coupe Engine M57N2306D3/N57D30A	205079	Drive Shaft		30		57.4	71	653					
330 xi (190 kW)	2006.09-	MT			All-wheel Drive Coupe Engine N52B30A	653002	Inner Joint			33		34						
330 xi (200 kW)	2006.09-	MT	R	R	All-wheel Drive Coupe Engine N52B30A/N53B30A	205038	Drive Shaft		30		58.7	73	663					
	2006.09-	MT	L	R	All-wheel Drive Coupe Engine N52B30A/N53B30A	205039	Drive Shaft		30		58.7	73	610					
335 D (210 kW)	2006.08- 2007.08		R	R	Coupe Engine M57D(306D5)	205079	Drive Shaft		30		57.4	71	653					
335 i (225 kW)	2006.09-		R	R	Coupe Engine N54B30A/N55B30A	205038	Drive Shaft		30		58.7	73	663					
	2006.09-		L	R	Coupe Engine N54B30A/N55B30A	205039	Drive Shaft		30		58.7	73	610					
3 (E93)																		
325 D (145 kW)	2007.03-	MT	R	R	Convertible Engine N57D30(306D3)	205079	Drive Shaft		30		57.4	71	653					
325 i (160 kW)	2007.03-	MT	R	R	Convertible Engine N52B25/N52B25A	205038	Drive Shaft		30		58.7	73	663					
	2007.03-	MT	R	R	Convertible Engine N53B30/N53B30A/N51B30A	205038	Drive Shaft		30		58.7	73	663					
	2007.03-	MT	L	R	Convertible Engine N52B25/N52B25A	205039	Drive Shaft		30		58.7	73	610					
	2007.03-	MT	L	R	Convertible Engine N53B30/N53B30A/N51B30A	205039	Drive Shaft		30		58.7	73	610					
330 D (170 kW)	2007.03- 2007.08		R	R	Convertible Engine N57D30(306D3)	205079	Drive Shaft		30		57.4	71	653					
330 D (180 kW)	2009.01-		R	R	Convertible Engine N57D30A/N57N2306D3	205079	Drive Shaft		30		57.4	71	653					
330 i (200 kW)	2007.03- 2007.08	MT	R	R	Convertible Engine N52B30A/N53B30A	205038	Drive Shaft		30		58.7	73	663					
	2007.03- 2007.08	MT	L	R	Convertible Engine N52B30A/N53B30A	205039	Drive Shaft		30		58.7	73	610					
335 i (225 kW)	2007.03-		R	R	Convertible Engine N54B30A/N54B30B/N55B30A	205038	Drive Shaft		30		58.7	73	663					
	2007.03-		L	R	Convertible Engine N54B30A/N54B30B/N55B30A	205039	Drive Shaft		30		58.7	73	610					
3 COMPACT (E36)																		
316 i (75 kW)	1994.03- 2000.08	MT/AT		R	Hatchback Engine M43B16	605001	Inner Joint			24		24						
318 TDS (66 kW)	1995.01- 2000.08	MT/AT		R	Hatchback Engine M41D18(Inter.)	605001	Inner Joint			24		24						
318 TI (103 kW)	1994.11- 1995.08	MT/AT		R	Hatchback Engine M42B18	605001	Inner Joint			24		24						
	1995.07- 2000.08	MT/AT		R	Hatchback Engine M44B19	605001	Inner Joint			24		24						
3 COMPACT (E46)																		
316 TI (85 kW)	2001.06- 2005.02	MT/AT	R	R	Hatchback Engine N42B18/N46B18A	205017	Drive Shaft	48W	27		64	68.5	675					
318 TD (85 kW)	2003.03- 2005.02		R	R	Hatchback Engine M47D20(204D4)	205042	Drive Shaft	48W	27		64	69	665					
	2003.03- 2005.02		L	R	Hatchback Engine M47D20(204D4)	205051	Drive Shaft	48W	27		64	69	608					
318 TI (105 kW)	2001.09- 2005.02	MT/AT	R	R	Hatchback Engine N42B20/N46B20A	205017	Drive Shaft	48W	27		64	68.5	675					





	 YEAR	TRANSM	L/R	F/R	REMARKS	GSP Ref.	 PRODUCT	 ABS	Technical Specifications									
									A	B	C	H	L	P				
BMW																		
3 COMPACT (E46)																		
320 TD (110 kW)	2001.09- 2005.02		R	R	Hatchback Engine M47D20(204D4)	205042	Drive Shaft	48W	27		64	69	665					
	2001.09- 2005.02	AT	L	R	Hatchback Engine M47D20(204D4)	205051	Drive Shaft	48W	27		64	69	608					
325 TI (141 kW)	2001.06- 2005.02		R	R	Hatchback Engine M54B25(256S5)	205042	Drive Shaft	48W	27		64	69	665					
	2001.06- 2005.02		L	R	Hatchback Engine M54B25(256S5)	205051	Drive Shaft	48W	27		64	69	608					
3 SERIES E36																		
316	1990.09-	MT/AT	L/R			205005	Drive Shaft	48W	27		63.8	68.5	625					
	1990.09-	MT/AT	L/R			205013	Drive Shaft		27		63.8	68.5	625					
318	1990.12-	MT/AT	L/R		Incl. cabriolet	205005	Drive Shaft	48W	27		63.8	68.5	625					
	1990.12-	MT/AT	L/R		Incl. cabriolet	205013	Drive Shaft		27		63.8	68.5	625					
320	1990.09-	MT/AT	L/R		Incl. cabriolet	205005	Drive Shaft	48W	27		63.8	68.5	625					
	1990.09-	MT/AT	L/R		Incl. cabriolet	205013	Drive Shaft		27		63.8	68.5	625					
3 TOURING (E30)																		
316 i (73 kW)	1991.09- 1994.06	MT	L/R	R	Estate Engine M40B16	205004	Drive Shaft	48T	27		63.8	66.5	574					
	1991.09- 1994.06	MT		R	Estate Engine M40B16	699052	Inner Joint			25		32						
	1991.09- 1994.06	MT	L/R	R	Estate Engine M40B16	205003	Drive Shaft		27		63.8	66.5	574					
316 i (75 kW)	1991.09- 1994.06	MT	L/R	R	Estate Engine M40B16	205004	Drive Shaft	48T	27		63.8	66.5	574					
	1991.09- 1994.06	MT		R	Estate Engine M40B16	699052	Inner Joint			25		32						
	1991.09- 1994.06	MT	L/R	R	Estate Engine M40B16	205003	Drive Shaft		27		63.8	66.5	574					
318 i (83 kW)	1989.04- 1994.06	MT	L/R	R	Estate Engine M40B18	205004	Drive Shaft	48T	27		63.8	66.5	574					
	1989.04- 1994.06	MT		R	Estate Engine M40B18	699052	Inner Joint			25		32						
	1989.04- 1994.06	MT	L/R	R	Estate Engine M40B18	205003	Drive Shaft		27		63.8	66.5	574					
318 i (85 kW)	1987.09- 1991.06	MT	L/R	R	Estate Engine M40B18	205004	Drive Shaft	48T	27		63.8	66.5	574					
	1987.09- 1991.06	MT		R	Estate Engine M40B18	699052	Inner Joint			25		32						
	1987.09- 1991.06	MT	L/R	R	Estate Engine M40B18	205003	Drive Shaft		27		63.8	66.5	574					
320 i (95 kW)	1988.01- 1991.12	MT	L/R	R	Estate Engine M20B20	205004	Drive Shaft	48T	27		63.8	66.5	574					
	1988.01- 1991.12	MT		R	Estate Engine M20B20	699052	Inner Joint			25		32						
	1988.01- 1991.12	MT	L/R	R	Estate Engine M20B20	205003	Drive Shaft		27		63.8	66.5	574					
324 TD (85 kW)	1988.01- 1993.06	MT/AT	L/R	R	Estate Engine M21D24/M21D24WA	205004	Drive Shaft	48T	27		63.8	66.5	574					
	1988.01- 1993.06	MT/AT		R	Estate Engine M21D24/M21D24WA	699052	Inner Joint			25		32						
	1988.01- 1993.06	MT/AT	L/R	R	Estate Engine M21D24/M21D24WA	205003	Drive Shaft		27		63.8	66.5	574					
325 i (125 kW)	1987.07- 1993.03	MT/AT	L/R	R	Estate Engine M20B25	205004	Drive Shaft	48T	27		63.8	66.5	574					
	1987.07- 1993.03	MT/AT		R	Estate Engine M20B25	699052	Inner Joint			25		32						
3 TOURING (E36)																		
316 i (75 kW)	1996.01- 1999.10		L/R	R	Estate Engine M43B16	605009	Inner Joint	48W	27	24	64	68.5	58					
	1996.01- 1999.10		L/R	R	Estate Engine M43B16	205002	Drive Shaft	48W	27		64	68.5	615					
	1996.01- 1999.10		L/R	R	Estate Engine M43B16	205014	Drive Shaft		27		64	68.5	615					
318 i (85 kW)	1995.07- 1999.10		L/R	R	Estate Engine M43B18	605009	Inner Joint	48W	27	24	64	68.5	58					
	1995.07- 1999.10		L/R	R	Estate Engine M43B18	205002	Drive Shaft	48W	27		64	68.5	615					
	1995.07- 1999.10	MT/AT		R	Estate Engine M43B18	605001	Inner Joint			24		24						
	1995.07- 1999.10		L/R	R	Estate Engine M43B18	205014	Drive Shaft		27		64	68.5	615					
318 TDS (66 kW)	1995.01- 1999.10		L/R	R	Estate Engine M41D18(Inter.)	605009	Inner Joint	48W	27	24	64	68.5	58					
	1995.01- 1999.10		L/R	R	Estate Engine M41D18(Inter.)	205002	Drive Shaft	48W	27		64	68.5	615					
	1995.01- 1999.10	MT/AT		R	Estate Engine M41D18(Inter.)	605001	Inner Joint			24		24						
	1995.01- 1999.10		L/R	R	Estate Engine M41D18(Inter.)	205014	Drive Shaft		27		64	68.5	615					
320 i (110 kW)	1995.01- 1999.10		L/R	R	Estate Engine M52B20/M50B20/M50B20TU/M52B(206S3)/Vanos	605009	Inner Joint	48W	27	24	64	68.5	58					
	1995.01- 1999.10		L/R	R	Estate Engine M52B20/M50B20/M50B20TU/M52B(206S3)/Vanos	205002	Drive Shaft	48W	27		64	68.5	615					
	1995.01- 1999.10	AT		R	Estate Engine M52B20/M50B20/M50B20TU/M52B(206S3)/Vanos	605001	Inner Joint			24		24						
	1995.01- 1999.10	MT	L/R	R	Estate Engine M52B20/M50B20/M50B20TU/M52B(206S3)/Vanos	205007	Drive Shaft	48W	27		64	68.5	615					
	1995.01- 1999.10		L/R	R	Estate Engine M52B20/M50B20/M50B20TU/M52B(206S3)/Vanos	205014	Drive Shaft		27		64	68.5	615					
323 i (125 kW)	1995.09- 1999.10	AT	L/R	R	Estate Engine M52B25(Vanos)	205007	Drive Shaft	48W	27		64	68.5	615					
325 TDS (105 kW)	1995.01- 1999.10	AT	L/R	R	Estate Engine M51D25(Inter.)	205007	Drive Shaft	48W	27		64	68.5	615					
328 i (142 kW)	1995.01- 1999.10	AT	L/R	R	Estate Engine M52B28TU/M52B28/M52B28(286S1)	205007	Drive Shaft	48W	27		64	68.5	615					
3 TOURING (E46)																		
316 i (85 kW)	2002.03- 2005.02	MT/AT	R	R	Estate Engine N42B18/N46B18/N46B18A	205017	Drive Shaft	48W	27		64	68.5	675					
318 D (85 kW)	2002.03- 2005.02		R	R	Estate Engine M47204D1/M47D20	205042	Drive Shaft	48W	27		64	69	665					
	2002.03- 2005.02		L	R	Estate Engine M47204D1/M47D20	205051	Drive Shaft	48W	27		64	69	608					
	2003.03- 2005.02		R	R	Estate Engine M47D20(204D4)	205042	Drive Shaft	48W	27		64	69	665					
	2003.03- 2005.02		L	R	Estate Engine M47D20(204D4)	205051	Drive Shaft	48W	27		64	69	608					
318 i (105 kW)	2001.09- 2005.02	MT/AT	R	R	Estate Engine N42B20/N46B20/N46B20A	205017	Drive Shaft	48W	27		64	68.5	675					
318 i (87 kW)	1999.10- 2001.09	MT/AT	R	R	Estate Engine M43B19/M43B19TU	205017	Drive Shaft	48W	27		64	68.5	675					
320 D (100 kW)	2000.03- 2001.09	MT/AT	R	R	Estate Engine M47204D1/M47D20	205042	Drive Shaft	48W	27		64	69	665					
	2000.03- 2001.09		L	R	Estate Engine M47204D1/M47D20	205051	Drive Shaft	48W	27		64	69	608					





	 YEAR	TRANSM	L/R	F/R	REMARKS	GSP Ref.	 PRODUCT	 ABS	Technical Specifications					
									A	B	C	H	L	P
BMW														
3 TOURING (E46)														
320 D (110 kW)	2001.09- 2005.02	AT	R	R	Estate Engine M47D20(204D4)	205042	Drive Shaft	48W	27		64	69	665	
	2001.09- 2005.02	AT	L	R	Estate Engine M47D20(204D4)	205051	Drive Shaft	48W	27		64	69	608	
320 i (110 kW)	1999.10- 2000.09	MT/AT	R	R	Estate Engine M52B(206S3)/Vanos/M52B20	205042	Drive Shaft	48W	27		64	69	665	
	1999.10- 2000.09	MT/AT	L	R	Estate Engine M52B(206S3)/Vanos/M52B20	205051	Drive Shaft	48W	27		64	69	608	
	1999.10- 2000.09	MT	R	R	Estate Engine M52B(206S3)/Vanos/M52B20	205017	Drive Shaft	48W	27		64	68.5	675	
320 i (125 kW)	2000.09- 2005.02	MT/AT	R	R	Estate Engine M54B22(226S1)	205042	Drive Shaft	48W	27		64	69	665	
	2000.09- 2005.02	MT/AT	L	R	Estate Engine M54B22(226S1)	205051	Drive Shaft	48W	27		64	69	608	
	2000.09- 2005.02	MT	R	R	Estate Engine M54B22(226S1)	205017	Drive Shaft	48W	27		64	68.5	675	
325 i (141 kW)	2000.09- 2005.02		R	R	Estate Engine M54B25(256S5)	205042	Drive Shaft	48W	27		64	69	665	
	2000.09- 2005.02		L	R	Estate Engine M54B25(256S5)	205051	Drive Shaft	48W	27		64	69	608	
325 xi (141 kW)	2000.09- 2005.02	MT/AT	R	R	All-wheel Drive Estate Engine M54B25(256S5)	205042	Drive Shaft	48W	27		64	69	665	
	2000.09- 2005.02	MT/AT	L	R	All-wheel Drive Estate Engine M54B25(256S5)	205051	Drive Shaft	48W	27		64	69	608	
	2000.09- 2005.02	MT/AT	L	F	All-wheel Drive Estate Engine M54B25(256S5)	205047	Drive Shaft		30	27	59	73	577	
	2000.09- 2005.02	MT/AT	R	F	All-wheel Drive Estate Engine M54B25(256S5)	205048	Drive Shaft		30	27	59	73	897	
328 i (142 kW)	1999.10- 2000.06	MT/AT	R	R	Estate Engine M52B28/M52B28(286S2)	205042	Drive Shaft	48W	27		64	69	665	
	1999.10- 2000.06	MT/AT	L	R	Estate Engine M52B28/M52B28(286S2)	205051	Drive Shaft	48W	27		64	69	608	
330 xD (135 kW)	2000.06- 2005.02	MT/AT	L	F	All-wheel Drive Estate Engine M57D30	205047	Drive Shaft		30	27	59	73	577	
	2000.06- 2005.02	MT/AT	R	F	All-wheel Drive Estate Engine M57D30	205048	Drive Shaft		30	27	59	73	897	
330 xD (150 kW)	2003.03- 2005.02	MT/AT	L	F	All-wheel Drive Estate Engine M57D30(306D2)	205047	Drive Shaft		30	27	59	73	577	
	2003.03- 2005.02	MT/AT	R	F	All-wheel Drive Estate Engine M57D30(306D2)	205048	Drive Shaft		30	27	59	73	897	
330 xi (170 kW)	2000.06- 2005.02	MT/AT	L	F	All-wheel Drive Estate Engine M54B30(306S3)	205047	Drive Shaft		30	27	59	73	577	
	2000.06- 2005.02	MT/AT	R	F	All-wheel Drive Estate Engine M54B30(306S3)	205048	Drive Shaft		30	27	59	73	897	
3 TOURING (E91)														
325 D (145 kW)	2006.08- 2007.08	MT	R	R	Estate Engine M57D30(306D3)	205079	Drive Shaft		30		57.4	71	653	
325 D (150 kW)	2010.04-		R	R	Estate Engine M57N2306D3/N57D30A	205079	Drive Shaft		30		57.4	71	653	
325 i (160 kW)	2005.09-	MT	R	R	Estate Engine N52B25/N52B25A/N52B25C	205038	Drive Shaft		30		58.7	73	663	
	2005.09-	MT	L	R	Estate Engine N52B25/N52B25A/N52B25C	205039	Drive Shaft		30		58.7	73	610	
	2005.09-	AT	R	R	Estate Engine N52B25/N52B25A/N52B25C	205038	Drive Shaft		30		58.7	73	663	
	2005.09-	AT	L	R	Estate Engine N52B25/N52B25A/N52B25C	205039	Drive Shaft		30		58.7	73	610	
325 xi (160 kW)	2005.09-	MT	R	R	All-wheel Drive Estate Engine N52B25C/N52B25A	205038	Drive Shaft		30		58.7	73	663	
	2005.09-	MT	L	R	All-wheel Drive Estate Engine N52B25C/N52B25A	205039	Drive Shaft		30		58.7	73	610	
	2005.09-	AT	R	R	All-wheel Drive Estate Engine N52B25C/N52B25A	205038	Drive Shaft		30		58.7	73	663	
	2005.09-	AT	L	R	All-wheel Drive Estate Engine N52B25C/N52B25A	205039	Drive Shaft		30		58.7	73	610	
330 D (170 kW)	2005.09- 2007.08		R	R	Estate Engine M57306D3	205079	Drive Shaft		30		57.4	71	653	
330 D (180 kW)	2008.07-		R	R	Estate Engine N57D30A/M57N2306D3	205079	Drive Shaft		30		57.4	71	653	
330 D xDrive (180 kW)	2009.01-	MT	R		All-wheel Drive Estate Engine N57D30A	205079	Drive Shaft		30		57.4	71	653	
330 i (190 kW)	2005.09- 2007.08	MT	R	R	Estate Engine N52B30/N52B30A	205038	Drive Shaft		30		58.7	73	663	
	2005.09- 2007.08	MT	L	R	Estate Engine N52B30/N52B30A	205039	Drive Shaft		30		58.7	73	610	
	2005.09- 2007.08	AT	R	R	Estate Engine N52B30/N52B30A	205038	Drive Shaft		30		58.7	73	663	
	2005.09- 2007.08	AT	L	R	Estate Engine N52B30/N52B30A	205039	Drive Shaft		30		58.7	73	610	
330 xD (170 kW)	2005.09-	MT	R		All-wheel Drive Estate Engine M57306D3/M57D30TU2	205079	Drive Shaft		30		57.4	71	653	
330 xi (190 kW)	2005.09-	MT	R	R	All-wheel Drive Estate Engine N52B30A	205038	Drive Shaft		30		58.7	73	663	
	2005.09-	MT	L	R	All-wheel Drive Estate Engine N52B30A	205039	Drive Shaft		30		58.7	73	610	
	2005.09-	AT	R	R	All-wheel Drive Estate Engine N52B30A	205038	Drive Shaft		30		58.7	73	663	
	2005.09-	AT	L	R	All-wheel Drive Estate Engine N52B30A	205039	Drive Shaft		30		58.7	73	610	
335 D (210 kW)	2006.08- 2007.08		R	R	Estate Engine M57D30(306D5)	205079	Drive Shaft		30		57.4	71	653	
5 (E34)														
518 i (83 kW)	1989.08- 1995.09	MT/AT	L/R	R	Saloon Engine M40B18	205001	Drive Shaft					32	465	
	1989.08- 1995.09	MT/AT		R	Saloon Engine M40B18	699052	Inner Joint			25		32		
518 i (85 kW)	1989.08- 1995.09	MT/AT	L/R	R	Saloon Engine M43B18	205001	Drive Shaft					32	465	
	1989.08- 1995.09	MT/AT		R	Saloon Engine M43B18	699052	Inner Joint			25		32		
520 i (95 kW)	1988.01- 1991.08	MT/AT	L/R	R	Saloon Engine M20B20	205001	Drive Shaft					32	465	
	1988.01- 1991.08	MT/AT		R	Saloon Engine M20B20	699052	Inner Joint			25		32		
520 i 24V (110 kW)	1989.09- 1995.09	AT	L/R	R	Saloon Engine M50B20/M50B20TU/M50B(206S1)/M50B(206S2)/Vanos	205001	Drive Shaft					32	465	
	1989.09- 1995.09	AT		R	Saloon Engine M50B20/M50B20TU/M50B(206S1)/M50B(206S2)/Vanos	699052	Inner Joint			25		32		
524 TD (85 kW)	1988.03- 1995.09	MT/AT	L/R	R	Saloon Engine M21D24/M21D24WA	205001	Drive Shaft					32	465	
	1988.03- 1995.09	MT/AT		R	Saloon Engine M21D24/M21D24WA	699052	Inner Joint			25		32		
525 i (125 kW)	1988.01- 1991.08	MT/AT	L/R	R	Saloon Engine M20B25	205001	Drive Shaft					32	465	
	1988.01- 1991.08	MT/AT		R	Saloon Engine M20B25	699052	Inner Joint			25		32		
525 i 24V (141 kW)	1989.09- 1995.09	MT/AT	L/R	R	Saloon Engine M50B25/M52B25(Vanos)/M50B25TU/M50B25(256S2)	205001	Drive Shaft					32	465	
	1989.09- 1995.09	MT/AT		R	Saloon Engine M50B25/M52B25(Vanos)/M50B25TU/M50B25(256S2)	699052	Inner Joint			25		32		





	 YEAR	TRANSM	L/R	F/R	REMARKS	GSP Ref.	 PRODUCT	 ABS	Technical Specifications										
									A	B	C	H	L	P					
BMW																			
5 (E34)																			
525 iX 24V (141 kW)	1991.10- 1995.09	MT/AT	L/R	R	All-wheel Drive Saloon Engine M52B25(Vanos)	205001	Drive Shaft											32	465
	1991.10- 1995.09	MT/AT		R	All-wheel Drive Saloon Engine M52B25(Vanos)	699052	Inner Joint			25								32	
525 TD (85 kW)	1993.04- 1995.09	MT/AT	L/R	R	Saloon Engine M51D25	205001	Drive Shaft											32	465
	1993.04- 1995.09	MT/AT		R	Saloon Engine M51D25	699052	Inner Joint			25								32	
525 TDS (105 kW)	1991.09- 1995.09	MT/AT	L/R	R	Saloon Engine M51D25(Inter.)	205001	Drive Shaft											32	465
	1991.09- 1995.09	MT/AT		R	Saloon Engine M51D25(Inter.)	699052	Inner Joint			25								32	
530 i V8 (160 kW)	1992.09- 1995.09	AT	L/R	R	Saloon Engine M60B30/M60B30(308S1)	205001	Drive Shaft											32	465
	1992.09- 1995.09	AT		R	Saloon Engine M60B30/M60B30(308S1)	699052	Inner Joint			25								32	
5 (E39)																			
523 i (125 kW)	1995.11- 2000.09		L/R	R	Saloon Engine M52B25(Vanos)/M52B25TU	205021	Drive Shaft		30		59		73		615				
525 i (141 kW)	2000.09- 2003.06		L/R	R	Saloon Engine M54256S5/M54B25/M54B25(256S5)	205021	Drive Shaft		30		59		73		615				
528 i (142 kW)	1995.11- 2000.09		L/R	R	Saloon Engine M52B28/M52B28TU/M52B28(286S1)/M52B28(286S2)	205021	Drive Shaft		30		59		73		615				
5 TOURING (E34)																			
518 G (85 kW)	1995.11- 1996.06	MT/AT	L/R	R	Estate Engine M43B18	205001	Drive Shaft											32	465
	1995.11- 1996.06	MT/AT		R	Estate Engine M43B18	699052	Inner Joint			25								32	
518 i (83 kW)	1993.03- 1994.09	MT/AT	L/R	R	Estate Engine M40B18	205001	Drive Shaft											32	465
	1993.03- 1994.09	MT/AT		R	Estate Engine M40B18	699052	Inner Joint			25								32	
518 i (85 kW)	1994.09- 1997.01	MT/AT	L/R	R	Estate Engine M43B18	205001	Drive Shaft											32	465
	1994.09- 1997.01	MT/AT		R	Estate Engine M43B18	699052	Inner Joint			25								32	
520 i (110 kW)	1991.11- 1997.01	AT	L/R	R	Estate Engine M50B20TU/M50B(206S1)/M50B(206S2)/Vanos/M50B20	205001	Drive Shaft											32	465
	1991.11- 1997.01	AT		R	Estate Engine M50B20TU/M50B(206S1)/M50B(206S2)/Vanos/M50B20	699052	Inner Joint			25								32	
525 i (141 kW)	1991.11- 1997.01	AT	L/R	R	Estate Engine M50B25/M50B25(256S1)/M50B25(256S2)/M50B25TU	205001	Drive Shaft											32	465
	1991.11- 1997.01	AT		R	Estate Engine M50B25/M50B25(256S1)/M50B25(256S2)/M50B25TU	699052	Inner Joint			25								32	
525 ix (141 kW)	1992.02- 1997.01	MT/AT	L/R	R	All-wheel Drive Estate Engine M50B25/M52B25(Vanos)	205001	Drive Shaft											32	465
	1992.02- 1997.01	MT/AT		R	All-wheel Drive Estate Engine M50B25/M52B25(Vanos)	699052	Inner Joint			25								32	
525 TD (85 kW)	1993.03- 1997.01	MT/AT	L/R	R	Estate Engine M51D25	205001	Drive Shaft											32	465
	1993.03- 1997.01	MT/AT		R	Estate Engine M51D25	699052	Inner Joint			25								32	
525 TDS (105 kW)	1991.12- 1997.01	MT/AT	L/R	R	Estate Engine M51D25(Inter.)	205001	Drive Shaft											32	465
	1991.12- 1997.01	MT/AT		R	Estate Engine M51D25(Inter.)	699052	Inner Joint			25								32	
530 i V8 (160 kW)	1992.09- 1997.01	AT	L/R	R	Estate Engine M60B30/M60B30(308S1)	205001	Drive Shaft											32	465
	1992.09- 1997.01	AT		R	Estate Engine M60B30/M60B30(308S1)	699052	Inner Joint			25								32	
5 TOURING (E39)																			
523 i (125 kW)	1997.01- 2000.09		L/R	R	Estate Engine M52B25(Vanos)/M52B25TU	205021	Drive Shaft		30		59		73		615				
525 i (141 kW)	2000.09- 2004.05		L/R	R	Estate Engine M54B25(256S5)	205021	Drive Shaft		30		59		73		615				
528 i (142 kW)	1997.01- 2000.09		L/R	R	Estate Engine M52B28/M52B28TU/M52B28(286S1)/M52B28(286S2)	205021	Drive Shaft		30		59		73		615				
X3 (E83)																			
2.0 D (110 kW)	2004.09- 2007.08	MT		R	All-wheel Drive Closed Off-Road Vehicle Engine M47D20(204D4)	205074	Drive Shaft	48W	30		69		73		675				
	2004.09- 2007.08				All-wheel Drive Closed Off-Road Vehicle Engine M47D20(204D4)	805010	Outer Joint		30	33	64.8		77		60		M		
	2004.09- 2007.08	MT	R	R	All-wheel Drive Closed Off-Road Vehicle Engine M47D20(204D4)	205074	Drive Shaft	48W	30		69		73		675				
	2004.09- 2007.08	MT	L	R	All-wheel Drive Closed Off-Road Vehicle Engine M47D20(204D4)	205062	Drive Shaft	48W	30		69		73		621				
	2004.09- 2007.08	MT/AT		R	All-wheel Drive Closed Off-Road Vehicle Engine M47D20(204D4)	205078	Drive Shaft		30	27	64.8		77		919				
2.0 D (130 kW)	2007.09-				All-wheel Drive Closed Off-Road Vehicle Engine N47D20A	805010	Outer Joint		30	33	64.8		77		60		M		
	2007.09-	MT	R	R	All-wheel Drive Closed Off-Road Vehicle Engine N47D20A	205074	Drive Shaft	48W	30		69		73		675				
	2007.09-	AT	L	R	All-wheel Drive Closed Off-Road Vehicle Engine N47D20A	205062	Drive Shaft	48W	30		69		73		621				
2.0 i (110 kW)	2005.09- 2006.07	MT		R	All-wheel Drive Closed Off-Road Vehicle Engine N46B20/N46B20B	205074	Drive Shaft	48W	30		69		73		675				
2.5 i (141 kW)	2004.03- 2006.07				All-wheel Drive Closed Off-Road Vehicle Engine M54B25(256S5)	805010	Outer Joint		30	33	64.8		77		60		M		
	2004.03- 2006.07	MT	R	R	All-wheel Drive Closed Off-Road Vehicle Engine M54B25(256S5)	205074	Drive Shaft	48W	30		69		73		675				
	2004.03- 2006.07	MT	L	R	All-wheel Drive Closed Off-Road Vehicle Engine M54B25(256S5)	205062	Drive Shaft	48W	30		69		73		621				
	2004.03- 2006.07	MT/AT		R	All-wheel Drive Closed Off-Road Vehicle Engine M54B25(256S5)	205078	Drive Shaft		30	27	64.8		77		919				
2.5 Si (160 kW)	2006.08- 2007.08				All-wheel Drive Closed Off-Road Vehicle Engine N52B25A	805010	Outer Joint		30	33	64.8		77		60		M		
	2006.08- 2007.08			R	All-wheel Drive Closed Off-Road Vehicle Engine N52B25A	205078	Drive Shaft		30	27	64.8		77		919				
3.0 D (150 kW)	2004.01-	AT		R	All-wheel Drive Closed Off-Road Vehicle Engine M57D30(306D2)	205074	Drive Shaft	48W	30		69		73		675				
	2004.01-				All-wheel Drive Closed Off-Road Vehicle Engine M57D30(306D2)	805010	Outer Joint		30	33	64.8		77		60		M		
	2004.01-	MT	R	R	All-wheel Drive Closed Off-Road Vehicle Engine M57D30(306D2)	205074	Drive Shaft	48W	30		69		73		675				
	2004.01-	MT	L	R	All-wheel Drive Closed Off-Road Vehicle Engine M57D30(306D2)	205062	Drive Shaft	48W	30		69		73		621				
	2004.01-	MT/AT		R	All-wheel Drive Closed Off-Road Vehicle Engine M57D30(306D2)	205078	Drive Shaft		30	27	64.8		77		919				
3.0 D (160 kW)	2005.09- 2007.08				All-wheel Drive Closed Off-Road Vehicle Engine M57D30(306D3)/M57N2306D2	805010	Outer Joint		30	33	64.8		77		60		M		
	2005.09- 2007.08			R	All-wheel Drive Closed Off-Road Vehicle Engine M57D30(306D3)/M57N2306D2	205074	Drive Shaft	48W	30		69		73		675				
	2005.09- 2007.08	Semi-AT	L	R	All-wheel Drive Closed Off-Road Vehicle Engine M57D30(306D3)/M57N2306D2	205062	Drive Shaft	48W	30		69		73		621				
	2005.09- 2007.08	MT/Semi-AT		R	All-wheel Drive Closed Off-Road Vehicle Engine M57D30(306D3)/M57N2306D2	205078	Drive Shaft		30	27	64.8		77		919				
3.0 i xDrive (170 kW)	2004.03- 2006.07	MT		R	All-wheel Drive Closed Off-Road Vehicle Engine M54B30(306S3)	205074	Drive Shaft	48W	30		69		73		675				
	2004.03- 2006.07				All-wheel Drive Closed Off-Road Vehicle Engine M54B30(306S3)	805010	Outer Joint		30	33	64.8		77		60		M		





	 YEAR	TRANSM	L/R	F/R	REMARKS	GSP Ref.	 PRODUCT	 ABS	Technical Specifications								
									A	B	C	H	L	P			
BMW X3 (E83)																	
3.0 i xDrive (170 kW)	2004.03- 2006.07	MT	R	R	All-wheel Drive Closed Off-Road Vehicle Engine M54B30(306S3)	205074	Drive Shaft	48W	30		69	73	675				
	2004.03- 2006.07	MT	L	R	All-wheel Drive Closed Off-Road Vehicle Engine M54B30(306S3)	205062	Drive Shaft	48W	30		69	73	621				
	2004.03- 2006.07	MT/AT	R		All-wheel Drive Closed Off-Road Vehicle Engine M54B30(306S3)	205078	Drive Shaft		30	27	64.8	77	919				
3.0 SD (210 kW)	2006.08- 2007.08				All-wheel Drive Closed Off-Road Vehicle Engine M57D30(306D5)	805010	Outer Joint		30	33	64.8	77	60	M			
	2006.08- 2007.08		R		All-wheel Drive Closed Off-Road Vehicle Engine M57D30(306D5)	205078	Drive Shaft		30	27	64.8	77	919				
3.0 Si (200 kW)	2006.08- 2007.08				All-wheel Drive Closed Off-Road Vehicle Engine N52B30A	805010	Outer Joint		30	33	64.8	77	60	M			
	2006.08- 2007.08		R		All-wheel Drive Closed Off-Road Vehicle Engine N52B30A	205078	Drive Shaft		30	27	64.8	77	919				
xDrive 18 D (105 kW)	2008.09-				All-wheel Drive Closed Off-Road Vehicle Engine N47D20C	805010	Outer Joint		30	33	64.8	77	60	M			
	2008.09-		R	R	All-wheel Drive Closed Off-Road Vehicle Engine N47D20C	205074	Drive Shaft	48W	30		69	73	675				
	2008.09-		L	R	All-wheel Drive Closed Off-Road Vehicle Engine N47D20C	205062	Drive Shaft	48W	30		69	73	621				
xDrive 20 D (120 kW)	2008.09-	MT	R	R	All-wheel Drive Closed Off-Road Vehicle Engine N47D20C	205074	Drive Shaft	48W	30		69	73	675				
	2008.09-	MT	L	R	All-wheel Drive Closed Off-Road Vehicle Engine N47D20C	205062	Drive Shaft	48W	30		69	73	621				
xDrive 20 D (130 kW)	2008.09-				All-wheel Drive Closed Off-Road Vehicle Engine N47D20C	805010	Outer Joint		30	33	64.8	77	60	M			
	2008.09-	MT	R	R	All-wheel Drive Closed Off-Road Vehicle Engine N47D20C	205074	Drive Shaft	48W	30		69	73	675				
	2008.09-	MT	L	R	All-wheel Drive Closed Off-Road Vehicle Engine N47D20C	205062	Drive Shaft	48W	30		69	73	621				
xDrive 20 i (110 kW)	2008.09-		R		All-wheel Drive Closed Off-Road Vehicle Engine N46B20B	205074	Drive Shaft	48W	30		69	73	675				
xDrive 25 i (160 kW)	2008.09-				All-wheel Drive Closed Off-Road Vehicle Engine N52B25A	805010	Outer Joint		30	33	64.8	77	60	M			
	2008.09-		R	R	All-wheel Drive Closed Off-Road Vehicle Engine N52B25A	205074	Drive Shaft	48W	30		69	73	675				
	2008.09-		L	R	All-wheel Drive Closed Off-Road Vehicle Engine N52B25A	205062	Drive Shaft	48W	30		69	73	621				
xDrive 30 D (155 kW)	2008.09-	AT	R	R	All-wheel Drive Closed Off-Road Vehicle Engine M57D30(306D3)	205074	Drive Shaft	48W	30		69	73	675				
	2008.09-	AT	L	R	All-wheel Drive Closed Off-Road Vehicle Engine M57D30(306D3)	205062	Drive Shaft	48W	30		69	73	621				
xDrive 30 D (160 kW)	2008.09-				All-wheel Drive Closed Off-Road Vehicle Engine M57D30(306D3)	805010	Outer Joint		30	33	64.8	77	60	M			
	2008.09-	Semi-AT	R	R	All-wheel Drive Closed Off-Road Vehicle Engine M57D30(306D3)	205074	Drive Shaft	48W	30		69	73	675				
	2008.09-	Semi-AT	L	R	All-wheel Drive Closed Off-Road Vehicle Engine M57D30(306D3)	205062	Drive Shaft	48W	30		69	73	621				
xDrive 30 i (200 kW)	2008.09-				All-wheel Drive Closed Off-Road Vehicle Engine N52B30A	805010	Outer Joint		30	33	64.8	77	60	M			
xDrive 35 D (210 kW)	2008.09-				All-wheel Drive Closed Off-Road Vehicle Engine M57D30(306D5)	805010	Outer Joint		30	33	64.8	77	60	M			
X5 (E53)																	
3.0 D (135 kW)	2001.05-	MT/AT	L	F	All-wheel Drive Closed Off-Road Vehicle Engine M57D30(306D1)	205029	Drive Shaft		30	27	64.8	77	586				
	2001.05-	MT/AT	R	F	All-wheel Drive Closed Off-Road Vehicle Engine M57D30(306D1)	205018	Drive Shaft		30	27	64.8	77	970				
	2001.05-	AT	L/R	R	All-wheel Drive Closed Off-Road Vehicle Engine M57D30(306D1)	205050	Drive Shaft		30		58.8	73	637				
	2001.05-	5AT	L/R	R	All-wheel Drive Closed Off-Road Vehicle Engine M57D30(306D1)	205049	Drive Shaft		30		58.9	73	640				
	2001.05-	5AT			All-wheel Drive Closed Off-Road Vehicle Engine M57D30(306D1)	805001	Outer Joint		30	27	64.8	77	67.5	M			
3.0 D (160 kW)	2003.09- 2007.08	MT/AT	L	F	All-wheel Drive Closed Off-Road Vehicle Engine M57N306D4/M57D30(306D2)	205029	Drive Shaft		30	27	64.8	77	586				
	2003.09- 2007.08	MT/AT	R	F	All-wheel Drive Closed Off-Road Vehicle Engine M57N306D4/M57D30(306D2)	205018	Drive Shaft		30	27	64.8	77	970				
	2003.09- 2007.08	AT	L/R	R	All-wheel Drive Closed Off-Road Vehicle Engine M57N306D4/M57D30(306D2)	205050	Drive Shaft		30		58.8	73	637				
	2003.09- 2007.08		L/R	R	All-wheel Drive Closed Off-Road Vehicle Engine M57N306D4/M57D30(306D2)	205049	Drive Shaft		30		58.9	73	640				
	2003.09- 2007.08				All-wheel Drive Closed Off-Road Vehicle Engine M57N306D4/M57D30(306D2)	805001	Outer Joint		30	27	64.8	77	67.5	M			
3.0 i (163 kW)	2000.05-	MT/AT	L	F	All-wheel Drive Closed Off-Road Vehicle Engine M54306S3	205029	Drive Shaft		30	27	64.8	77	586				
	2000.05-	MT/AT	R	F	All-wheel Drive Closed Off-Road Vehicle Engine M54306S3	205018	Drive Shaft		30	27	64.8	77	970				
	2000.05-	AT	L/R	R	All-wheel Drive Closed Off-Road Vehicle Engine M54306S3	205050	Drive Shaft		30		58.8	73	637				
	2000.05-				All-wheel Drive Closed Off-Road Vehicle Engine M54306S3	805001	Outer Joint		30	27	64.8	77	67.5	M			
3.0 i (170 kW)	2000.09- 2007.08	MT/AT	L	F	All-wheel Drive Closed Off-Road Vehicle Engine M54B30(306S3)	205029	Drive Shaft		30	27	64.8	77	586				
	2000.09- 2007.08	MT/AT	R	F	All-wheel Drive Closed Off-Road Vehicle Engine M54B30(306S3)	205018	Drive Shaft		30	27	64.8	77	970				
	2000.09- 2007.08	AT	L/R	R	All-wheel Drive Closed Off-Road Vehicle Engine M54B30(306S3)	205050	Drive Shaft		30		58.8	73	637				
	2000.09- 2007.08				All-wheel Drive Closed Off-Road Vehicle Engine M54B30(306S3)	805001	Outer Joint		30	27	64.8	77	67.5	M			
4.4 i (210 kW)	2000.05-	MT/AT	L	F	All-wheel Drive Closed Off-Road Vehicle Engine M62B44/M62B44TU	205029	Drive Shaft		30	27	64.8	77	586				
	2000.05-	MT/AT	R	F	All-wheel Drive Closed Off-Road Vehicle Engine M62B44/M62B44TU	205018	Drive Shaft		30	27	64.8	77	970				
	2000.05-	5AT			All-wheel Drive Closed Off-Road Vehicle Engine M62B44/M62B44TU	805001	Outer Joint		30	27	64.8	77	67.5	M			
4.4 i (235 kW)	2003.09- 2007.08	MT/AT	L	F	All-wheel Drive Closed Off-Road Vehicle Engine N62B44/N62B44A	205029	Drive Shaft		30	27	64.8	77	586				
	2003.09- 2007.08	MT/AT	R	F	All-wheel Drive Closed Off-Road Vehicle Engine N62B44/N62B44A	205018	Drive Shaft		30	27	64.8	77	970				
	2003.09- 2007.08		L/R	R	All-wheel Drive Closed Off-Road Vehicle Engine N62B44/N62B44A	205049	Drive Shaft		30		58.9	73	640				
	2003.09- 2007.08				All-wheel Drive Closed Off-Road Vehicle Engine N62B44/N62B44A	805001	Outer Joint		30	27	64.8	77	67.5	M			
4.6 iS (255 kW)	2002.02-	MT/AT	L	F	All-wheel Drive Closed Off-Road Vehicle Engine M62B46(468S1)	205029	Drive Shaft		30	27	64.8	77	586				
	2002.02-	MT/AT	R	F	All-wheel Drive Closed Off-Road Vehicle Engine M62B46(468S1)	205018	Drive Shaft		30	27	64.8	77	970				
	2002.02-	5AT	L/R	R	All-wheel Drive Closed Off-Road Vehicle Engine M62B46(468S1)	205049	Drive Shaft		30		58.9	73	640				
	2002.02-	5AT			All-wheel Drive Closed Off-Road Vehicle Engine M62B46(468S1)	805001	Outer Joint		30	27	64.8	77	67.5	M			
4.8 iS (265 kW)	2004.03- 2007.08	MT/AT	L	F	All-wheel Drive Closed Off-Road Vehicle Engine N62B48A	205029	Drive Shaft		30	27	64.8	77	586				
	2004.03- 2007.08	MT/AT	R	F	All-wheel Drive Closed Off-Road Vehicle Engine N62B48A	205018	Drive Shaft		30	27	64.8	77	970				
	2004.03- 2007.08		L/R	R	All-wheel Drive Closed Off-Road Vehicle Engine N62B48A	205049	Drive Shaft		30		58.9	73	640				
	2004.03- 2007.08				All-wheel Drive Closed Off-Road Vehicle Engine N62B48A	805001	Outer Joint		30	27	64.8	77	67.5	M			
X5 (E70)																	
-	2006-					805006	Outer Joint		30	33	64.8	86.5	59.5	M			





	 YEAR	TRANSM	L/R	F/R	REMARKS	GSP Ref.	 PRODUCT	 ABS	Technical Specifications										
									A	B	C	H	L	P					
BMW																			
X6 (E71)																			
-	2008-					805006	Outer Joint		30	33	64.8	86.5	59.5		M				
Z3 (E36)																			
1.8 (85 kW)	1995.10- 1998.10	MT/AT		R	Convertible Engine M43B18	605001	Inner Joint			24		24							
1.9 (103 kW)	1995.10- 1999.03	MT/AT		R	Convertible Engine M44B19/M44B19(194S1)	605001	Inner Joint			24		24							
1.9 (87 kW)	1998.07- 2003.01	MT/AT		R	Convertible Engine M43B19(194E1)	605001	Inner Joint			24		24							
2.0 (110 kW)	1999.04- 2003.01	MT/AT		R	Convertible Engine M52B(206S4)/M52B20	605001	Inner Joint			24		24							
Z4 (E85)																			
2.5 i (141 kW)	2003.02-	MT/Semi-AT	R	R	Convertible Engine M54B25(256S5)	205042	Drive Shaft	48W	27		64	69	665						
	2003.02-	MT	L	R	Convertible Engine M54B25(256S5)	205051	Drive Shaft	48W	27		64	69	608						
3.0 i (170 kW)	2003.02-	MT/Semi-AT	R	R	Convertible Engine M54B30(306S3)	205042	Drive Shaft	48W	27		64	69	665						
	2003.02-	MT	L	R	Convertible Engine M54B30(306S3)	205051	Drive Shaft	48W	27		64	69	608						
BUICK																			
CELEBRITY																			
-	1982- 1985					899019	Outer Joint		33	23	47.5	109.5	59.5		I				
CENTURY																			
-	1982-				A-Body	806001	Outer Joint		33	29	47.6	108	63		O				
	1983- 1985					899019	Outer Joint		33	23	47.5	109.5	59.5		I				
All Models	1991- 1993					821007	Outer Joint		27	32	61.5	120	63		I				
CENTURY SS																			
-	1983- 1985					899019	Outer Joint		33	23	47.5	109.5	59.5		I				
RANIER																			
-	2004- 2005				America SUV/Truck/VAN	808011	Outer Joint		27	34	55.8	127.5	64		O				
REGAL																			
-	1988- 1996					806002	Outer Joint		33	32	73	88	55		O				
	1988- 1996					806011	Outer Joint	47T	33	32	73	88	55		O				
3.0						606001	Inner Joint		34	32	35	56.5	79.5						
						606003	Inner Joint		34	32	35	56.8	120.7						
RIVIERA																			
-	1979- 1985				E-Body	808007	Outer Joint		27	34	55.8	127.5	64		O				
All Models	1979.01- 1979.12					808005	Outer Joint		27	34	56	109	63		O				
	1980.01- 1984.12					808005	Outer Joint		27	34	56	109	63		O				
SKYHAWK																			
-	1982-				J-Body	806001	Outer Joint		33	29	47.6	108	63		O				
SKYLARK (N-BODY)																			
-	1986-					806001	Outer Joint		33	29	47.6	108	63		O				
	1991- 1995	AT			3 Speed	821018	Outer Joint	48T	33	29	47.6	108	63		O				
CADILLAC																			
ELDORADO																			
-	1979- 1984					808007	Outer Joint		27	34	55.8	127.5	64		O				
	1985-				E-Body	808007	Outer Joint		27	34	55.8	127.5	64		O				
4.6 (220 kW)	1991.09- 1994.09			F	Coupe Engine L37	808008	Outer Joint		27	32	61.5	120	64.5		O				
4.6 (224 kW)	1994.09- 2002.09			F	Coupe Engine L37/LD8	808008	Outer Joint		27	32	61.5	120	64.5		O				
All Models	1979.01- 1979.12					808005	Outer Joint		27	34	56	109	63		O				
	1980.01- 1984.12					808005	Outer Joint		27	34	56	109	63		O				
SEVILLE																			
-	1980- 1985				K-Body	808007	Outer Joint		27	34	55.8	127.5	64		O				
4.6 SLS V8 (205 kW)	1997.09- 2004.09			R	Saloon Engine LH2	808008	Outer Joint		27	32	61.5	120	64.5		O				
All Models	1980.01- 1984.12					808005	Outer Joint		27	34	56	109	63		O				
	1985.01- 1990.12					808005	Outer Joint		27	34	56	109	63		O				
SEVILLE II (K)																			
4.5 V8 (134 kW)	1987.09- 1990.09			F	Saloon Engine LW2	808008	Outer Joint		27	32	61.5	120	64.5		O				
5.7 D (77 kW)	1979.08-			F	Saloon Engine LF9	808008	Outer Joint		27	32	61.5	120	64.5		O				
CHEVROLET																			
ASTRO																			
-	1990- 2000				VAN M-Body 4WD	808006	Outer Joint		33	35	77	112.5	73.5		O				
	1990- 2000				VAN M-Body 4WD	821019	Outer Joint	55T	33	35	77	112.5	73.5		O				
AVEO																			
-						808025	Outer Joint	47T	22	23	52	96	56		M				
1.5						808016	Outer Joint		22	22	52	96.5	53.5		O				





	 YEAR	TRANSM	L/R	F/R	REMARKS	GSP Ref.	 PRODUCT	 ABS	Technical Specifications									
									A	B	C	H	L	P				
CHEVROLET AVEO (T200)																		
-	2003- 2008					808037	Outer Joint		22	19	52	95.5	53					
AVEO (T250)																		
-	2006- 2008					808037	Outer Joint		22	19	52	95.5	53					
AVEO (T250, T255)																		
1.2 (62 kW)	2008.04-			F	Hatchback Engine B12D1/LMU	808034	Outer Joint	47T	22	19	52	95.5	53					
BERETTA (L-BODY)																		
-	1987-					806001	Outer Joint		33	29	47.6	108	63					
2.2	1992- 1995	MT				821018	Outer Joint	48T	33	29	47.6	108	63					
3.1	1992- 1993				W.O FE3.FE7 Option	821018	Outer Joint	48T	33	29	47.6	108	63					
BLAZER / K1500 / K2500 / K3500																		
-	1988- 1997					808009	Outer Joint		33	29	80	112	88.5					
CAPTIVA (C100)																		
-	2007-					821047	Outer Joint		30	22		105.5	53.5					
CAPTIVA (C100, C140)																		
2.0 D (110 kW)	2007.09-		L/R	F	Closed Off-Road Vehicle Engine Z20S	822009	Outer Joint		30	34	54	105.5	64.5					
2.0 D 4WD (110 kW)	2007.01- 2008.03		L/R		All-wheel Drive Closed Off-Road Vehicle Engine Z20S	822009	Outer Joint		30	34	54	105.5	64.5					
2.0 D 4WD (93 kW)	2006.10-		L/R		All-wheel Drive Closed Off-Road Vehicle Engine Z20S	822009	Outer Joint		30	34	54	105.5	64.5					
2.4 (100 kW)	2006.06-		L/R	F	Closed Off-Road Vehicle Engine Z24SED	822009	Outer Joint		30	34	54	105.5	64.5					
2.4 4WD (100 kW)	2007.01-		L/R		All-wheel Drive Closed Off-Road Vehicle Engine Z24SED	822009	Outer Joint		30	34	54	105.5	64.5					
2.4 LPG (100 kW)	2007.01-		L/R	F	Closed Off-Road Vehicle Engine Z24SED	822009	Outer Joint		30	34	54	105.5	64.5					
2.4 LPG 4WD (100 kW)	2007.01-		L/R		All-wheel Drive Closed Off-Road Vehicle Engine Z24SED	822009	Outer Joint		30	34	54	105.5	64.5					
3.2 4WD (169 kW)	2006.06-		L/R		All-wheel Drive Closed Off-Road Vehicle Engine 10HM	822009	Outer Joint		30	34	54	105.5	64.5					
CAVALIER (J-BODY)																		
-	1982-					806001	Outer Joint		33	29	47.6	108	63					
-	1992- 1995				LD Driveline&Brakes	821018	Outer Joint	48T	33	29	47.6	108	63					
CELEBRITY																		
-	1982- 1985					899019	Outer Joint		33	23	47.5	109.5	59.5					
CORSA																		
-			R			244018	Drive Shaft		22	22	52	97.5	912					
-			L			244019	Drive Shaft		22	22	52	97.5	562					
CORSA TH																		
-						899065	Outer Joint		22	30	52.2	97.5	55					
CORSICA (L-BODY)																		
-	1987-					806001	Outer Joint		33	29	47.6	108	63					
-	1992- 1993				LD Driveline&Brakes	821018	Outer Joint	48T	33	29	47.6	108	63					
EPICA																		
-		MT	L			212027	Drive Shaft		28	34	55.5	99	643					
-		MT	R			212026	Drive Shaft		28	26	55.5	99	682					
2.0	2007- 2008	MT	L			208072	Drive Shaft		28	34	55.5	99	622					
-	2007- 2008	MT	R			208071	Drive Shaft		28	26	55.5	99	554					
EPICA (KL1_)																		
2.0 D (110 kW)	2008.04-			F	Saloon Engine Z20S	868008	Outer Joint		28	34	55.5	99	66					
K 1500																		
-	1988- 1997				4WD GVW	808006	Outer Joint		33	35	77	112.5	73.5					
-	1988- 1997				4WD GVW	821019	Outer Joint	55T	33	35	77	112.5	73.5					
-	1999- 2000				4WD GVW	808006	Outer Joint		33	35	77	112.5	73.5					
-	1999- 2000				4WD GVW	821019	Outer Joint	55T	33	35	77	112.5	73.5					
K 2500																		
-	1988- 1997				4WD GVW	808006	Outer Joint		33	35	77	112.5	73.5					
-	1988- 1997				4WD GVW	821019	Outer Joint	55T	33	35	77	112.5	73.5					
KALOS																		
-	2003- 2008					808037	Outer Joint		22	19	52	95.5	53					
1.2 (53 kW)	2005.03-			F	Hatchback Engine B12S1	808034	Outer Joint	47T	22	19	52	95.5	53					
-	2005.03-			F	Saloon Engine F12S3	808034	Outer Joint	47T	22	19	52	95.5	53					
1.4	2003-		L			208012	Drive Shaft	48T	22	22	52	95.5	602					
-	2003-		R			208013	Drive Shaft	48T	22	22	52	95.5	930					
1.5 GL						612004	Inner Joint		22	29	38	59	116					
LACETTI (J200)																		
1.4 16V (70 kW)	2005.03-			F	Hatchback Engine F14D3	812005	Outer Joint	47T	22	22	52	96	56					
-	2005.03-			F	Hatchback Engine F14D3	812011	Outer Joint		33	22	52	95.5	53					
-	2005.03-			F	Hatchback Engine F14D3	808019	Outer Joint	47T	33	22	52	95.5	53					





	 YEAR	TRANSM	L/R	F/R	REMARKS	GSP Ref.	 PRODUCT	 ABS	Technical Specifications								
									A	B	C	H	L	P			
CHEVROLET LACETTI (J200)																	
1.6 (80 kW)	2005.03-			F	Hatchback Engine F16D3	812011	Outer Joint		33	22	52	95.5	53	O			
	2005.03-			F	Hatchback Engine F16D3	808019	Outer Joint	47T	33	22	52	95.5	53	O			
1.8 (89 kW)	2005.08-			F	Hatchback Engine F18D3	812011	Outer Joint		33	22	52	95.5	53	O			
	2005.08-			F	Hatchback Engine F18D3	808019	Outer Joint	47T	33	22	52	95.5	53	O			
1.8 (90 kW)	2005.03-			F	Hatchback Engine T18SED	812011	Outer Joint		33	22	52	95.5	53	O			
	2005.03-			F	Hatchback Engine T18SED	808019	Outer Joint	47T	33	22	52	95.5	53	O			
LUMINA																	
-	1990- 2001				Excl. A/T, 3 Speed.	806002	Outer Joint		33	32	73	88	55	O			
	1990- 1993	AT			3 Speed	808024	Outer Joint		33	29	73	88	54.5	O			
	1990- 2001				Excl. A/T, 3 Speed.	806011	Outer Joint	47T	33	32	73	88	55	O			
LUMINA APV																	
2.3 (101 kW)	1993.10- 1996.07			F	MPV Engine LD2	808008	Outer Joint		27	32	61.5	120	64.5	O			
2.3 (108 kW)	1992.12- 1996.07			F	MPV Engine LD2	808008	Outer Joint		27	32	61.5	120	64.5	O			
3.1 (119 kW)	1994.01- 1996.07			F	MPV Engine L82	808008	Outer Joint		27	32	61.5	120	64.5	O			
3.1 (90 kW)	1989.08- 1996.07			F	MPV Engine LG6	808008	Outer Joint		27	32	61.5	120	64.5	O			
3.8 (129 kW)	1992.12- 1996.07			F	MPV Engine L27	808008	Outer Joint		27	32	61.5	120	64.5	O			
MATIZ (M200, M250)																	
0.8 (38 kW)	2005.03-		L	F	Hatchback Engine F8CV	212025	Drive Shaft	40T	23	22	46	92	616				
	2005.03-	MT		F	Hatchback Engine F8CV	812021	Outer Joint	40T	23	19	46	92	56.5	O			
1.0 (47 kW)	2005.03-	MT		F	Hatchback Engine B10S	812021	Outer Joint	40T	23	19	46	92	56.5	O			
1.0 (49 kW)	2005.03-	MT		F	Hatchback Engine B10S1	812021	Outer Joint	40T	23	19	46	92	56.5	O			
MONTANA																	
1.8 8V	2002-		R			244035	Drive Shaft		22	22	52	97.5	929				
	2002-		L			244034	Drive Shaft		22	22	52	97.5	580				
MONTE CARLO																	
-	1995- 1999					806002	Outer Joint		33	32	73	88	55	O			
	1995- 1999					806011	Outer Joint	47T	33	32	73	88	55	O			
NOVA																	
-	1985- 1988	MT	L		W/ Twin cam	208016	Drive Shaft		26	23	56	96.5	599.5				
	1985- 1988		L		Excl. Twin cam	208016	Drive Shaft		26	23	56	96.5	599.5				
	1985- 1988	MT	R		W/ Twin cam	208017	Drive Shaft		26	23	56	96.5	910				
	1985- 1988		R		Excl. Twin cam	208017	Drive Shaft		26	23	56	96.5	910				
	1985- 1988	MT			W/ Twin cam	608015	Inner Joint		23	23	34	61	116				
	1985- 1988				Excl. Twin cam	608015	Inner Joint		23	23	34	61	116				
All Models	1985- 1988					821001	Outer Joint		26	29	56	96	62	O			
NOVA S																	
All Models	1985- 1988					821001	Outer Joint		26	29	56	96	62	O			
NUBIRA																	
1.6 (80 kW)	2005.03-			F	Estate Engine F16D3	812011	Outer Joint		33	22	52	95.5	53	O			
	2005.03-			F	Saloon Engine F16D3	812011	Outer Joint		33	22	52	95.5	53	O			
	2005.03-			F	Estate Engine F16D3	808019	Outer Joint	47T	33	22	52	95.5	53	O			
	2005.03-			F	Saloon Engine F16D3	808019	Outer Joint	47T	33	22	52	95.5	53	O			
OPTRA																	
-						612004	Inner Joint		22	29	38	59	116				
	2006- 2008	MT	R			221020	Drive Shaft		33	34	52	95.5	932				
	2006- 2008	MT	L			221019	Drive Shaft		33	34	52	95.5	611				
	2006- 2008	AT	L			212015	Drive Shaft		33	22	52	95.5	615				
	2006- 2008	AT	R			221021	Drive Shaft		33	22	52	95.5	945				
1.6	2004- 2007	MT	L			212045	Drive Shaft		33	34	52	95.5	612.5				
	2004- 2007	MT	R			212046	Drive Shaft		33	34	52	95.5	934				
PRIZM																	
-	1989- 1992		L		W/O GSI	208016	Drive Shaft		26	23	56	96.5	599.5				
	1989- 1992		R		W/O GSI	208017	Drive Shaft		26	23	56	96.5	910				
	1989- 1992				W/O GSI	608015	Inner Joint		23	23	34	61	116				
	1993- 2000					859163	Outer Joint	48T	26	29	56	99.5	62.5	O			
S10																	
-	1998-		R		4WD	208080	Drive Shaft		27	26	55.8	127.5	542				
	1998-		L		4WD	208081	Drive Shaft		27	26	55.8	127.5	594				
S10 / S10 BLAZER																	
-	1997- 2005				4WD SUV/Truck/VAN	808011	Outer Joint		27	34	55.8	127.5	64	O			
	1997- 2005					608008	Inner Joint		26	34	40	92	98				





	 YEAR	TRANSM	L/R	F/R	REMARKS	GSP Ref.	 PRODUCT	 ABS	Technical Specifications								
									A	B	C	H	L	P			
CHEVROLET S10 BLAZER																	
-	1983- 1984				4WD S& T-Body	808007	Outer Joint		27	34	55.8	127.5	64	O			
-	1985- 1993				4WD S& T-Body w/HD Shocks	808007	Outer Joint		27	34	55.8	127.5	64	O			
-	1985- 1993				4WD S& T-Body w/Std Shocks	808007	Outer Joint		27	34	55.8	127.5	64	O			
All Models	1985.01- 1990.12					808005	Outer Joint		27	34	56	109	63	O			
S10 PICK UP																	
-	1983- 1984				4WD S& T-Body	808007	Outer Joint		27	34	55.8	127.5	64	O			
-	1985- 1993				4WD S& T-Body w/HD Shocks	808007	Outer Joint		27	34	55.8	127.5	64	O			
-	1985- 1993				4WD S& T-Body w/Std Shocks	808007	Outer Joint		27	34	55.8	127.5	64	O			
SPRINT																	
-						839044	Outer Joint		23	20	44	89	54	O			
-						699100	Inner Joint		22	19	35	51.5	83				
STORM																	
-	1990- 1993	MT			DOHC	808015	Outer Joint		24	30	50	87.5	55	M			
SUBURBAN / TAHOE																	
-	1988- 1997					808009	Outer Joint		33	29	80	112	88.5	O			
CHEVROLET / GEO AVALANCHE																	
-	2002- 2005				4WD SUV/Truck/VAN	839029	Outer Joint		33	41	80	112	88.5	O			
BLAZER / K1500 / K2500 / K3500																	
-	1992- 1994				4WD Suv/Truck/Van	821022	Outer Joint	55T	33	29	80	112	88.5	O			
-	1998- 2000				4WD SUV/Truck/VAN	839029	Outer Joint		33	41	80	112	88.5	O			
METRO																	
-	1995- 2000					857043	Outer Joint	42T	23	19	46	92	56.5	I			
-	1995- 2000				Housing Stamped 75 LAC	808018	Outer Joint		23	19	46	92	56.5	I			
S10 / S10 BLAZER																	
-	1997- 2005				4WD	608009	Inner Joint		26	34	40	55	85				
SILVERADO PICK UP																	
-	1999- 2005				SUV/Truck/VAN	839029	Outer Joint		33	41	80	112	88.5	O			
SUBURBAN / TAHOE																	
-	1992- 1994				Suv/Truck/Van	821022	Outer Joint	55T	33	29	80	112	88.5	O			
-	1998- 2005				SUV/Truck/VAN	839029	Outer Joint		33	41	80	112	88.5	O			
CHRYSLER 300 M																	
-	1999- 2001					809039	Outer Joint	50T	33	32	49.6	102.5	57	O			
-	1999- 2000					699062	Inner Joint		27	32	39.5	49	76				
-	2002- 2004				Excl. Special	809039	Outer Joint	50T	33	32	49.6	102.5	57	O			
-	2002- 2004					699062	Inner Joint		27	32	39.5	49	76				
BREZZE																	
-	1996- 1999					809043	Outer Joint	56T	26	32	54.1	95	63.5	I			
CARAVAN																	
-						809034	Outer Joint	47T	26	32	54	98.5	61.5	I			
CIRRUS																	
-	1995- 1999					609010	Inner Joint		25	32	40	74	113				
-	1996- 1997					809043	Outer Joint	56T	26	32	54.1	95	63.5	I			
CIRRUS / STRATUS																	
-	1996- 1999	AT				809014	Outer Joint		26	32	54.1	95	63.5	I			
-	1996- 1998	AT				809043	Outer Joint	56T	26	32	54.1	95	63.5	I			
-	1999-	MT/AT				809041	Outer Joint	46T	26	32	54.1	95	63.5	I			
-	2000- 2004	MT/AT				815012	Outer Joint	46T	26	32	54	98.5	61.5	I			
-	2000- 2004	MT/AT				609023	Inner Joint		25	32	40	74	113				
-	2000- 2004	MT/AT				809014	Outer Joint		26	32	54.1	95	63.5	I			
-	2000- 2004	MT/AT				809037	Outer Joint	46T	26	32	54.1	95	63.5	I			
CONCORDE																	
-	1993- 1995					809016	Outer Joint		33	32	49.6	102.5	60	O			
-	1993- 1995					809038	Outer Joint	50W	33	32	49.6	102.5	60	O			
-	1993- 2004					699062	Inner Joint		27	32	39.5	49	76				
-	1996- 1997					809016	Outer Joint		33	32	49.6	102.5	60	O			
-	1996- 1997		R			209013	Drive Shaft	50T	33	27	49.6	102.5	537				
-	1996- 1997					808022	Outer Joint	50T	33	32	49.6	102.5	60	O			
-	1996- 1997					609009	Inner Joint		27	32	39.8	47.5	77.5				





	 YEAR	TRANSM	L/R	F/R	REMARKS	GSP Ref.	 PRODUCT	 ABS	Technical Specifications								
									A	B	C	H	L	P			
CHRYSLER CONCORDE																	
-	1998- 2004					809039	Outer Joint	50T	33	32	49.6	102.5	57	O			
2.7 LX (149 kW)	1997.10- 2003.09			F	Saloon Engine EER	809017	Outer Joint		33	32	49.6	102.5	57	O			
3.5 LX (174 kW)	1997.10- 2003.09			F	Saloon Engine EWZ	809017	Outer Joint		33	32	49.6	102.5	57	O			
3.5 LX SuperchargeD (186 kW)	1997.10- 2003.09			F	Saloon Engine EWZ	809017	Outer Joint		33	32	49.6	102.5	57	O			
DART / LE BARON																	
-	1987- 1988	AT				809012	Outer Joint		26	24	54	90	63.5	I			
-	1987- 1988	AT				609016	Inner Joint		25	24	40	71.5	99.5				
DART / LE BARON / NEW YORKER																	
-	1984- 1986	AT				809006	Outer Joint		26	23	54	98	59.5	I			
-	1984- 1986	AT				609024	Inner Joint		23	24	40	57	100				
DART / VOLARE																	
-	1982- 1987	MT				609015	Inner Joint		23	24	40	69.5	100				
-	1984- 1987	MT				809006	Outer Joint		26	23	54	98	59.5	I			
DART / VOLARE / LE BARON																	
-	1982- 1983	AT				609024	Inner Joint		23	24	40	57	100				
-	1982- 1993	AT				809026	Outer Joint		26	23	54	98.5	61.5	I			
E-CLASS																	
-	1984-					615002	Inner Joint		23	23	40	57	105.5				
FIFTH AVENUE																	
-	1990-				Saginaw	809010	Outer Joint		26	29	54	99.5	62.5	O			
IMPERIAL																	
-	1990-				Saginaw	809010	Outer Joint		26	29	54	99.5	62.5	O			
LE BARON																	
-	1987- 1995					809008	Outer Joint		26	28	54	98	58	I			
-	1988- 1990					809012	Outer Joint		26	24	54	90	63.5	I			
LE BARON / CONVERTIBLE / COUPE / SEDAN / GTC / GTS																	
-	1986- 1991				Saginaw	809010	Outer Joint		26	29	54	99.5	62.5	O			
-	1991- 1993					609026	Inner Joint		25	32	40	71	124				
-	1991- 1993				Turbo GKN Passenger	609027	Inner Joint		25	32	28	172	137				
LHS																	
-	1994- 1995					809016	Outer Joint		33	32	49.6	102.5	60	O			
-	1994- 1995					809038	Outer Joint	50W	33	32	49.6	102.5	60	O			
-	1994- 2001					699062	Inner Joint		27	32	39.5	49	76				
-	1996- 1997					809016	Outer Joint		33	32	49.6	102.5	60	O			
-	1996- 1997					808022	Outer Joint	50T	33	32	49.6	102.5	60	O			
-	1998- 2001					809039	Outer Joint	50T	33	32	49.6	102.5	57	O			
LIMOUSINE																	
-	1985- 1986					615002	Inner Joint		23	23	40	57	105.5				
MAGNUM																	
-	1987- 1989	MT/AT				809012	Outer Joint		26	24	54	90	63.5	I			
-	1987- 1989	MT/AT				609016	Inner Joint		25	24	40	71.5	99.5				
MAGNUM / LE BARON / NEW YORKER																	
-	1984- 1986					609024	Inner Joint		23	24	40	57	100				
-	1984- 1986					809006	Outer Joint		26	23	54	98	59.5	I			
MAGNUM / VOLARE / PHANTOM / NEW YORKER																	
-	1987- 1988	MT				809012	Outer Joint		26	24	54	90	63.5	I			
NEON																	
-	1994- 1995					809036	Outer Joint	56T	23	28	57.7	91.8	58	I			
-	1998- 1999	AT	R			215009	Drive Shaft		23	25	57.7	91.8	942				
-	1998- 1999	AT				809035	Outer Joint	46T	23	28	57.7	91.8	58	I			
-	1998- 1999	MT				809035	Outer Joint	46T	23	28	57.7	91.8	58	I			
-	2000-					809033	Outer Joint	46T	26	22	57.7	92.5	58	M			
-	2000- 2004	MT/AT				609017	Inner Joint		25	23	40	74	113.5				
-	2000- 2004					809022	Outer Joint		26	23	57.7	92.5	58	M			
-	2000- 2004					809040	Outer Joint	46T	26	23	57.7	92.5	58	M			
NEW YORKER																	
-	1986- 1990				Saginaw	809010	Outer Joint		26	29	54	99.5	62.5	O			
-	1994- 1995				SAGINAW	809016	Outer Joint		33	32	49.6	102.5	60	O			
-	1994- 1995				SAGINAW	809038	Outer Joint	50W	33	32	49.6	102.5	60	O			
-	1994- 1996				SAGINAW	699062	Inner Joint		27	32	39.5	49	76				
-	1996-				SAGINAW	809016	Outer Joint		33	32	49.6	102.5	60	O			





	 YEAR	TRANSM	L/R	F/R	REMARKS	GSP Ref.	 PRODUCT	 ABS	Technical Specifications								
									A	B	C	H	L	P			
CHRYSLER NEW YORKER																	
-	1996-					808022	Outer Joint	50T	33	32	49.6	102.5	60	O			
3.5 i 24V (155 kW)	1993.04- 1998.09			F	Saloon Engine F01	809005	Outer Joint		26	32	54.1	98	62	I			
NEW YORKER / PHANTOM																	
-	1988- 1989	MT				609016	Inner Joint		25	24	40	71.5	99.5				
NEW YORKER / PHANTOM / LE BARON																	
-	1988- 1990					809012	Outer Joint		26	24	54	90	63.5	I			
-	1988- 1990					609016	Inner Joint		25	24	40	71.5	99.5				
NEW YORKER / PHANTOM / SHADOW																	
-	1988- 1989	MT				809012	Outer Joint		26	24	54	90	63.5	I			
-	1988- 1989	MT				609016	Inner Joint		25	24	40	71.5	99.5				
NEW YORKER / PHANTOM / SPIRIT / SHADOW																	
-	1990- 1994	AT				809019	Outer Joint		26	32	54	90	63.5	I			
-	1990- 1994	AT				609003	Inner Joint		25	25	40	71.5	107.5				
-	1990- 1994	AT				809014	Outer Joint		26	32	54.1	95	63.5	I			
NEW YORKER / PHANTOM / VOLARE																	
-	1987- 1988	MT				609016	Inner Joint		25	24	40	71.5	99.5				
NEW YORKER / SPIRIT / SHADOW																	
-	1990- 1994	AT				609003	Inner Joint		25	25	40	71.5	107.5				
PT CRUISER																	
-	2000- 2004	MT/AT				609017	Inner Joint		25	23	40	74	113.5				
-	2000- 2004					809040	Outer Joint	46T	26	23	57.7	92.5	58	M			
-	2006- 2008	AT	L			209048	Drive Shaft		26	25	57.7	92.5	595				
-	2006- 2008	AT	R			209049	Drive Shaft		26	25	57.7	92.5	950				
PT CRUISER (PT_)																	
1.6 (85 kW)	2001.11- 2010.12			F	Estate Engine EJD	809040	Outer Joint	46T	26	23	57.7	92.5	58	M			
2.0 (104 kW)	2000.06- 2010.12			F	Estate Engine ECC	809040	Outer Joint	46T	26	23	57.7	92.5	58	M			
2.2 CRD (89 kW)	2002.03- 2010.12			F	Estate Engine EDJ	809040	Outer Joint	46T	26	23	57.7	92.5	58	M			
2.4 (110 kW)	2000.06- 2010.12			F	Estate Engine EDZ	809040	Outer Joint	46T	26	23	57.7	92.5	58	M			
2.4 GT (164 kW)	2003.08- 2010.12			F	Estate Engine EDV	809040	Outer Joint	46T	26	23	57.7	92.5	58	M			
PT TUBRO MTX																	
-	2003- 2006	MT				809032	Outer Joint	46T	26	24	57.7	92.5	58	M			
PT TURBO ATX																	
-	2003- 2006	AT				809028	Outer Joint		26	24	57.7	92.5	58	M			
-	2003- 2006	AT				809032	Outer Joint	46T	26	24	57.7	92.5	58	M			
SEBRING CONV																	
-	1996- 1997					809043	Outer Joint	56T	26	32	54.1	95	63.5	I			
SEBRING COUPE																	
-	1995- 1999					839041	Outer Joint		25	25	54	95.5	65	M			
-	1995- 1999					839078	Outer Joint	43T	25	25	54	95.5	63.5	I			
SHADOW																	
-	1988- 1989	MT				809012	Outer Joint		26	24	54	90	63.5	I			
SPIRIT																	
-	1990-	MT				809012	Outer Joint		26	24	54	90	63.5	I			
-	1990-	MT				609016	Inner Joint		25	24	40	71.5	99.5				
SPIRIT / SHADOW																	
-	1991- 1994	AT				609003	Inner Joint		25	25	40	71.5	107.5				
-	1991- 1994	MT/AT				609003	Inner Joint		25	25	40	71.5	107.5				
-	1991- 1994	MT/AT				809014	Outer Joint		26	32	54.1	95	63.5	I			
-	1991- 1994	MT/AT				609018	Inner Joint		25	25	28	172	116				
STRATUS																	
-	1996- 1997					809043	Outer Joint	56T	26	32	54.1	95	63.5	I			
-	1996- 1997	AT				809014	Outer Joint		26	32	54.1	95	63.5	I			
-	2000-	AT				809014	Outer Joint		26	32	54.1	95	63.5	I			
STRATUS 3ATX																	
-	2000-	AT				609023	Inner Joint		25	32	40	74	113				
STRATUS TURBO																	
-	2000- 2004	MT/AT				609023	Inner Joint		25	32	40	74	113				
-	2000- 2004	MT/AT				809037	Outer Joint	46T	26	32	54.1	95	63.5	I			
TOWN / COUNTRY																	
-	1983- 1986					615002	Inner Joint		23	23	40	57	105.5				
-	1991- 1995					609026	Inner Joint		25	32	40	71	124				





	 YEAR	TRANSM	L/R	F/R	REMARKS	GSP Ref.	 PRODUCT	 ABS	Technical Specifications									
									A	B	C	H	L	P				
CHRYSLER TOWN / COUNTRY																		
-	1991- 1995				SUV/Truck/VAN GKN PASSENGER	609027	Inner Joint		25	32	28	172	137					
	1996- 2004				SUV/Truck/VAN	699059	Inner Joint		25	32	40	71.5	107					
	1996- 2000				SUV/Truck/VAN	609021	Inner Joint		25	32	28	173	107					
TOWN / COUNTRY MINI VAN																		
-	1996- 1997		L		Truck 2WD	209004	Drive Shaft	47T	26	25	54	98.5	638					
	1996- 1997		L		Truck 4WD	209004	Drive Shaft	47T	26	25	54	98.5	638					
TOWN / COUNTRY VAN																		
-	1991- 1995			F	Truck	609006	Inner Joint		25	32	28	172.3	122					
VISION																		
3.5 TSi (155 kW)	1993.09- 1997.12			F	Saloon Engine EGE/F00/F01	809045	Outer Joint		33	32	50	90.5	56.5	O				
VOYAGER																		
-	1991- 1994	AT				809014	Outer Joint		26	32	54.1	95	63.5	I				
	1991- 1994	AT				609025	Inner Joint		25	25	28	172.5	98					
	1996- 2000	AT				609021	Inner Joint		25	32	28	173	107					
	1996- 2000	AT				609023	Inner Joint		25	32	40	74	113					
3.3 (110 kW)	1991.03- 1995.01		L			215004	Drive Shaft		26	25	54	98.5	611					
3.3 (120 kW)	1991.03- 1995.01		L			215004	Drive Shaft		26	25	54	98.5	611					
VOYAGER I (ES)																		
-	1990.08- 1995.09					609005	Inner Joint		25	32	40	71	122					
	1990.08- 1995.09					609006	Inner Joint		25	32	28	172.3	122					
VOYAGER II (ES)																		
2.5 i (72 kW)	1991.01- 1995.09			F	MPV Engine K00	809005	Outer Joint		26	32	54.1	98	62	I				
2.5 i (74 kW)	1990.08- 1995.09	MT	L	F	MPV Engine K	209002	Drive Shaft	47T	26	25	54	98.5	611					
	1990.08- 1995.09	MT	R	F	MPV Engine K	209028	Drive Shaft	47T	26	25	54	98.5	1001					
	1990.08- 1995.09			F	MPV Engine K	809005	Outer Joint		26	32	54.1	98	62	I				
2.5 TD (87 kW)	1992.01- 1995.09			F	MPV Engine 09B/M00	809009	Outer Joint		26	32	54	98.5	61.5	I				
	1992.01- 1995.09	MT		F	MPV Engine 09B/M00	809005	Outer Joint		26	32	54.1	98	62	I				
3.0 i (108 kW)	1991.01- 1995.09			F	MPV Engine 300/6G72	809005	Outer Joint		26	32	54.1	98	62	I				
3.3 i (110 kW)	1990.08- 1995.09	MT/AT	L	F	MPV Engine EGA	209002	Drive Shaft	47T	26	25	54	98.5	611					
	1990.08- 1995.09	MT/AT	R	F	MPV Engine EGA	209028	Drive Shaft	47T	26	25	54	98.5	1001					
	1990.08- 1995.09	AT		F	MPV Engine EGA	809009	Outer Joint		26	32	54	98.5	61.5	I				
	1990.08- 1995.09			F	MPV Engine EGA	809005	Outer Joint		26	32	54.1	98	62	I				
3.3 i (120 kW)	1990.08- 1995.09	MT/AT	L	F	MPV Engine EGA	209002	Drive Shaft	47T	26	25	54	98.5	611					
	1990.08- 1995.09	MT/AT	R	F	MPV Engine EGA	209028	Drive Shaft	47T	26	25	54	98.5	1001					
	1990.08- 1995.09	AT		F	MPV Engine EGA	809009	Outer Joint		26	32	54	98.5	61.5	I				
3.3 i AWD (110 kW)	1990.08- 1995.09	AT			All-wheel Drive MPV Engine EGA	809009	Outer Joint		26	32	54	98.5	61.5	I				
	1990.08- 1995.09				All-wheel Drive MPV Engine EGA	809005	Outer Joint		26	32	54.1	98	62	I				
3.3 i AWD (120 kW)	1990.08- 1995.09	AT			All-wheel Drive MPV Engine R00	809009	Outer Joint		26	32	54	98.5	61.5	I				
	1990.08- 1995.09				All-wheel Drive MPV Engine R00	809005	Outer Joint		26	32	54.1	98	62	I				
VOYAGER II (GS)																		
2.0 i (98 kW)	1995.01- 2001.03	MT	L	F	MPV Engine C00	208024	Drive Shaft	47T	26	25	54	98.5	640					
	1995.01- 2001.03	MT	R	F	MPV Engine C00	209039	Drive Shaft	47T	26	25	54	98.5	1028					
	1995.01- 2001.03			F	MPV Engine C00	809009	Outer Joint		26	32	54	98.5	61.5	I				
	1995.01- 2001.03			F	MPV Engine C00	809029	Outer Joint	47T	26	32	54	98.5	61.5	I				
2.4 AWD (111 kW)	1997.02- 2001.03				All-wheel Drive MPV Engine EDZ	809029	Outer Joint	47T	26	32	54	98.5	61.5	I				
2.4 i (111 kW)	1995.01- 2001.03	MT	L	F	MPV Engine B00	208024	Drive Shaft	47T	26	25	54	98.5	640					
	1995.01- 2001.03	MT	R	F	MPV Engine B00	209039	Drive Shaft	47T	26	25	54	98.5	1028					
	1995.01- 2001.03	AT	L	F	MPV Engine B00	208024	Drive Shaft	47T	26	25	54	98.5	640					
	1995.01- 2001.03	AT	R	F	MPV Engine B00	209039	Drive Shaft	47T	26	25	54	98.5	1028					
	1995.01- 2001.03			F	MPV Engine B00	809009	Outer Joint		26	32	54	98.5	61.5	I				
	1995.01- 2001.03			F	MPV Engine B00	809029	Outer Joint	47T	26	32	54	98.5	61.5	I				
2.5 TD (85 kW)	1995.01- 2001.03			F	MPV Engine 425CLIRS/X/ENC	809029	Outer Joint	47T	26	32	54	98.5	61.5	I				
	1995.01- 2001.03	MT	L	F	MPV Engine 425CLIRS/X/ENC	208024	Drive Shaft	47T	26	25	54	98.5	640					
	1995.01- 2001.03	MT	R	F	MPV Engine 425CLIRS/X/ENC	209039	Drive Shaft	47T	26	25	54	98.5	1028					
	1995.01- 2001.03			F	MPV Engine 425CLIRS/X/ENC	809009	Outer Joint		26	32	54	98.5	61.5	I				
3.0 (112 kW)	1995.01- 2001.03	AT	L	F	MPV Engine EFA	208024	Drive Shaft	47T	26	25	54	98.5	640					
	1995.01- 2001.03	AT	R	F	MPV Engine EFA	209039	Drive Shaft	47T	26	25	54	98.5	1028					
3.3 i (116 kW)	1995.01- 2001.03	AT	L	F	MPV Engine R00	208024	Drive Shaft	47T	26	25	54	98.5	640					
	1995.01- 2001.03	AT	R	F	MPV Engine R00	209039	Drive Shaft	47T	26	25	54	98.5	1028					
3.8 i AWD (122 kW)	1995.01- 2001.03	AT	L	F	All-wheel Drive MPV Engine L00	208024	Drive Shaft	47T	26	25	54	98.5	640					
	1995.01- 2001.03	AT	R	F	All-wheel Drive MPV Engine L00	209039	Drive Shaft	47T	26	25	54	98.5	1028					





	 YEAR	TRANSM	L/R	F/R	REMARKS	GSP Ref.	 PRODUCT	 ABS	Technical Specifications								
									A	B	C	H	L	P			
CHRYSLER VOYAGER II (GS)																	
3.8 i AWD (131 kW)	1995.01- 2001.03	AT	L	F	All-wheel Drive MPV Engine EGH	208024	Drive Shaft	47T	26	25	54	98.5	640				
	1995.01- 2001.03	AT	R	F	All-wheel Drive MPV Engine EGH	209039	Drive Shaft	47T	26	25	54	98.5	1028				
CHRYSLER TRUCK TOWN / COUNTRY MINI VAN																	
-	1996- 1997		R		Truck 2WD	209005	Drive Shaft	47T	26	25	54	98.5	1030				
	1996- 1997					609011	Inner Joint		25	32	40	71.5	107				
CHRYSLER TRUCK / VAN TOWN / COUNTRY VAN																	
-	1987- 1995					609005	Inner Joint		25	32	40	71	122				
CITROEN AX																	
1.0 Todos	1998.12					810034	Outer Joint		21	20	50	81.5	54	O			
1.1 Todos	1998.12					810034	Outer Joint		21	20	50	81.5	54	O			
1.4	1991.07-		R			210093	Drive Shaft		21	22	56.4	76	796				
	1991.07-		L			210094	Drive Shaft		21	22	56.4	76	615				
1.4 (44-49-55 kW)	1991.08					810034	Outer Joint		21	20	50	81.5	54	O			
1.4 Diesel (38 kW)	1991.08					810034	Outer Joint		21	20	50	81.5	54	O			
1.5	1991.05-		R			210093	Drive Shaft		21	22	56.4	76	796				
	1991.05-		L			210094	Drive Shaft		21	22	56.4	76	615				
AX (ZA-)																	
1.0 (32 kW)	1986.07- 1998.12	MT	L	F	Hatchback Engine CDY(TU9M)	210009	Drive Shaft		21	22	50	81.5	618				
	1986.07- 1998.12	MT	R	F	Hatchback Engine CDY(TU9M)	210008	Drive Shaft		21	22	50	81.5	800				
	1986.07- 1998.12	MT	L	F	Hatchback Engine CDY(TU9M)	210005	Drive Shaft		21	22	50	81.5	619				
	1986.07- 1998.12	MT	R	F	Hatchback Engine CDY(TU9M)	210003	Drive Shaft		21	22	49	81	798				
	1986.09- 1992.06	MT	L	F	Hatchback Engine C1A	210009	Drive Shaft		21	22	50	81.5	618				
	1986.09- 1992.06	MT	R	F	Hatchback Engine C1A	210008	Drive Shaft		21	22	50	81.5	800				
	1986.09- 1992.06	MT	L	F	Hatchback Engine C1A	210005	Drive Shaft		21	22	50	81.5	619				
	1986.09- 1992.06	MT	R	F	Hatchback Engine C1A	210003	Drive Shaft		21	22	49	81	798				
1.0 (37 kW)	1987.02- 1998.12	MT	L	F	Hatchback Engine CDZ(TU9M)	210009	Drive Shaft		21	22	50	81.5	618				
	1987.02- 1998.12	MT	R	F	Hatchback Engine CDZ(TU9M)	210008	Drive Shaft		21	22	50	81.5	800				
1.0 E (30 kW)	1986.12- 1988.12	MT	L	F	Hatchback Engine C3A	210005	Drive Shaft		21	22	50	81.5	619				
	1986.12- 1988.12	MT	R	F	Hatchback Engine C3A	210003	Drive Shaft		21	22	49	81	798				
1.1 (40 kW)	1986.12- 1994.04		R	F	Hatchback Engine H1A/H1B	210186	Drive Shaft	48T	21	22	54	75.5	799				
	1986.12- 1994.04	MT	L	F	Hatchback Engine H1A/H1B	210005	Drive Shaft		21	22	50	81.5	619				
	1986.12- 1994.04	MT	R	F	Hatchback Engine H1A/H1B	210003	Drive Shaft		21	22	49	81	798				
1.1 (44 kW)	1986.09- 1997.12		R	F	Hatchback Engine H1B/HDZ(TU1M)	210186	Drive Shaft	48T	21	22	54	75.5	799				
	1986.09- 1997.12	MT	L	F	Hatchback Engine H1B/HDZ(TU1M)	210009	Drive Shaft		21	22	50	81.5	618				
	1986.09- 1997.12	MT	R	F	Hatchback Engine H1B/HDZ(TU1M)	210008	Drive Shaft		21	22	50	81.5	800				
	1986.09- 1997.12	MT	L	F	Hatchback Engine H1B/HDZ(TU1M)	210005	Drive Shaft		21	22	50	81.5	619				
	1986.09- 1997.12	MT	R	F	Hatchback Engine H1B/HDZ(TU1M)	210003	Drive Shaft		21	22	49	81	798				
1.1 CAT (40 kW)	1988.09- 1989.12	MT	L	F	Hatchback Engine HAZ(TU1CP)	210005	Drive Shaft		21	22	50	81.5	619				
	1988.09- 1989.12	MT	R	F	Hatchback Engine HAZ(TU1CP)	210003	Drive Shaft		21	22	49	81	798				
1.3 Sport (70 kW)	1987.04- 1988.12	MT	L	F	Hatchback Engine M4A	210005	Drive Shaft		21	22	50	81.5	619				
	1987.04- 1988.12	MT	R	F	Hatchback Engine M4A	210003	Drive Shaft		21	22	49	81	798				
1.4 (44 kW)	1986.12- 1988.12	MT	L	F	Hatchback Engine KAY(TU3CP)	210005	Drive Shaft		21	22	50	81.5	619				
	1986.12- 1988.12	MT	R	F	Hatchback Engine KAY(TU3CP)	210003	Drive Shaft		21	22	49	81	798				
1.4 (49 kW)	1988.06- 1989.12	MT	L	F	Hatchback Engine K1F	210005	Drive Shaft		21	22	50	81.5	619				
	1988.06- 1989.12	MT	R	F	Hatchback Engine K1F	210003	Drive Shaft		21	22	49	81	798				
1.4 (55 kW)	1987.04- 1997.04		R	F	Hatchback Engine KDX(TU3MZ)KDY(TU3FM)KDY(TU3M)KDY(TU3M/Z)	210186	Drive Shaft	48T	21	22	54	75.5	799				
	1987.04- 1997.04	MT	R	F	Hatchback Engine KDX(TU3MZ)KDY(TU3FM)KDY(TU3M)KDY(TU3M/Z)	210085	Drive Shaft		21	22	56.4	76	798				
	1987.04- 1997.04	MT	L	F	Hatchback Engine KDX(TU3MZ)KDY(TU3FM)KDY(TU3M)KDY(TU3M/Z)	210005	Drive Shaft		21	22	50	81.5	619				
	1987.04- 1997.04	MT	R	F	Hatchback Engine KDX(TU3MZ)KDY(TU3FM)KDY(TU3M)KDY(TU3M/Z)	210003	Drive Shaft		21	22	49	81	798				
	1987.04- 1997.04	MT	L	F	Hatchback Engine KDX(TU3MZ)KDY(TU3FM)KDY(TU3M)KDY(TU3M/Z)	210164	Drive Shaft		21	22	58.5	76	614				
	1987.04- 1997.04	MT	R	F	Hatchback Engine KDX(TU3MZ)KDY(TU3FM)KDY(TU3M)KDY(TU3M/Z)	210042	Drive Shaft	48T	21	22	56.4	76	798				
	1987.04- 1997.04	MT	L	F	Hatchback Engine KDX(TU3MZ)KDY(TU3FM)KDY(TU3M)KDY(TU3M/Z)	210038	Drive Shaft	48T	21	22	58.5	76	614				
1.4 (62 kW)	1988.01- 1992.12	MT	L	F	Hatchback Engine K2A/K2B	210005	Drive Shaft		21	22	50	81.5	619				
	1988.01- 1992.12	MT	R	F	Hatchback Engine K2A/K2B	210003	Drive Shaft		21	22	49	81	798				
1.4 4x4 (55 kW)	1991.08- 1996.12	MT	R	F	All-wheel Drive Hatchback Engine KDX(TU3MZ)KDY(TU3FM)KDY(TU3M)KDY(TU3M/Z)	210085	Drive Shaft		21	22	56.4	76	798				
	1991.08- 1996.12	MT	L	F	All-wheel Drive Hatchback Engine KDX(TU3MZ)KDY(TU3FM)KDY(TU3M)KDY(TU3M/Z)	210164	Drive Shaft		21	22	58.5	76	614				





	 YEAR	TRANSM	L/R	F/R	REMARKS	GSP Ref.	 PRODUCT	 ABS	Technical Specifications						
									A	B	C	H	L	P	
CITROEN															
AX (ZA-)															
1.4 D (37 kW)	1991.08- 1997.12			R	F	Hatchback Engine K9Y(TUD3Y)	210186	Drive Shaft	48T	21	22	54	75.5	799	
	1991.08- 1997.12	MT		R	F	Hatchback Engine K9Y(TUD3Y)	210085	Drive Shaft		21	22	56.4	76	798	
	1991.08- 1997.12	MT		L	F	Hatchback Engine K9Y(TUD3Y)	210005	Drive Shaft		21	22	50	81.5	619	
	1991.08- 1997.12	MT		L	F	Hatchback Engine K9Y(TUD3Y)	210164	Drive Shaft		21	22	58.5	76	614	
	1991.08- 1997.12	MT		R	F	Hatchback Engine K9Y(TUD3Y)	210003	Drive Shaft		21	22	49	81	798	
	1991.08- 1997.12	MT		R	F	Hatchback Engine K9Y(TUD3Y)	210042	Drive Shaft	48T	21	22	56.4	76	798	
1.4 D (38 kW)	1988.09- 1992.06			R	F	Hatchback Engine K9A(TUD3)	210186	Drive Shaft	48T	21	22	54	75.5	799	
	1988.09- 1992.06	MT		R	F	Hatchback Engine K9A(TUD3)	210085	Drive Shaft		21	22	56.4	76	798	
	1988.09- 1992.06	MT		L	F	Hatchback Engine K9A(TUD3)	210005	Drive Shaft		21	22	50	81.5	619	
	1988.09- 1992.06	MT		L	F	Hatchback Engine K9A(TUD3)	210164	Drive Shaft		21	22	58.5	76	614	
	1988.09- 1992.06	MT		R	F	Hatchback Engine K9A(TUD3)	210003	Drive Shaft		21	22	49	81	798	
1.5 D (40 kW)	1994.08- 1997.12			R	F	Hatchback Engine VJY(TUD5)	210186	Drive Shaft	48T	21	22	54	75.5	799	
	1994.08- 1997.12	MT		L	F	Hatchback Engine VJY(TUD5)	299007	Drive Shaft	48T	21	22	58.5	76	608	
	1994.08- 1997.12	MT		R	F	Hatchback Engine VJY(TUD5)	210085	Drive Shaft		21	22	56.4	76	798	
	1994.08- 1997.12	MT		L	F	Hatchback Engine VJY(TUD5)	210164	Drive Shaft		21	22	58.5	76	614	
	1994.08- 1997.12	MT		R	F	Hatchback Engine VJY(TUD5)	210042	Drive Shaft	48T	21	22	56.4	76	798	
	1994.08- 1997.12	MT		L	F	Hatchback Engine VJY(TUD5)	210038	Drive Shaft	48T	21	22	58.5	76	614	
BERLINGO															
-							845042	Outer Joint	29T	25	25	55	79.5	56	O
1.6 (66 kW)	2008.04-	MT		L	F	Box Engine NFR(TU5JP4B)	245105	Drive Shaft		25	24	58	79	625	
	2008.04-	MT		L	F	MPV Engine NFR(TU5JP4B)	210255	Drive Shaft		25	24	58.5	79	616	
	2008.04-	MT		R	F	Box Engine NFR(TU5JP4B)	245104	Drive Shaft		25	24	58	79	925	
	2008.04-	MT		R	F	MPV Engine NFR(TU5JP4B)	210254	Drive Shaft		25	24	58.5	79	939	
1.6 (80 kW)	2008.04-	MT		L	F	Box Engine NFU(TU5JP4)	245105	Drive Shaft		25	24	58	79	625	
	2008.04-	MT		L	F	MPV Engine NFU(TU5JP4)	210255	Drive Shaft		25	24	58.5	79	616	
	2008.04-	MT		R	F	Box Engine NFU(TU5JP4)	245104	Drive Shaft		25	24	58	79	925	
	2008.04-	MT		R	F	MPV Engine NFU(TU5JP4)	210254	Drive Shaft		25	24	58.5	79	939	
1.6 16V Essenc			R			210078	Drive Shaft	29W	25	24	55.7	79	872		
1.6 HDi (55 kW)	2008.04-	MT		L	F	Box Engine 9HT(DV6BUTED4)	245105	Drive Shaft		25	24	58	79	625	
	2008.04-	MT		R	F	Box Engine 9HT(DV6BUTED4)	245104	Drive Shaft		25	24	58	79	925	
1.6 HDi (66 kW)	2008.04-	MT		L	F	Box Engine 9HX(DV6ATED4)/9HS(DV6TED4BU)	245105	Drive Shaft		25	24	58	79	625	
	2008.04-	MT		R	F	Box Engine 9HX(DV6ATED4)/9HS(DV6TED4BU)	245104	Drive Shaft		25	24	58	79	925	
1.6 HDi (68 kW)	2010.07-			L	F	MPV Engine 9HX(DV6ATED4)	210255	Drive Shaft		25	24	58.5	79	616	
	2010.07-			R	F	MPV Engine 9HX(DV6ATED4)	210254	Drive Shaft		25	24	58.5	79	939	
1.6 HDi (80 kW)	2008.04-	MT		L	F	Box Engine 9HZ(DV6TED4)	245105	Drive Shaft		25	24	58	79	625	
	2008.04-	MT		L	F	MPV Engine 9HZ(DV6TED4)	210255	Drive Shaft		25	24	58.5	79	616	
	2008.04-	MT		R	F	Box Engine 9HZ(DV6TED4)	245104	Drive Shaft		25	24	58	79	925	
	2008.04-	MT		R	F	MPV Engine 9HZ(DV6TED4)	210254	Drive Shaft		25	24	58.5	79	939	
1.6 HDi (82 kW)	2010.07-			L	F	Box Engine 9HR(DV6C)/9HL(DV6C)	210255	Drive Shaft		25	24	58.5	79	616	
	2010.07-			L	F	MPV Engine 9HR(DV6C)/9HL(DV6C)	210255	Drive Shaft		25	24	58.5	79	616	
	2010.07-			R	F	Box Engine 9HR(DV6C)/9HL(DV6C)	210254	Drive Shaft		25	24	58.5	79	939	
	2010.07-			R	F	MPV Engine 9HR(DV6C)/9HL(DV6C)	210254	Drive Shaft		25	24	58.5	79	939	
1.6 HDi (84 kW)	2010.07-			L	F	MPV Engine 9HR(DV6C)	210255	Drive Shaft		25	24	58.5	79	616	
	2010.07-			L	F	Box Engine 9HL(DV6C)	210255	Drive Shaft		25	24	58.5	79	616	
	2010.07-			R	F	MPV Engine 9HR(DV6C)	210254	Drive Shaft		25	24	58.5	79	939	
	2010.07-			R	F	Box Engine 9HL(DV6C)	210254	Drive Shaft		25	24	58.5	79	939	
1.8	1980.01- 1990.12	MT				810038	Outer Joint		25	25	60	79	61.5	O	
BERLINGO (MF)															
1.1 i (44 kW)	1996.07-			L	F	MPV Engine HDZ(TU1M)/HFX(TU1JP)	210187	Drive Shaft	29T	25	22	54.5	79.5	590.5	
	1996.07-			R	F	MPV Engine HDZ(TU1M)/HFX(TU1JP)	210188	Drive Shaft	29T	25	22	54.5	79.5	860	
	1996.07-	MT		L	F	MPV Engine HDZ(TU1M)/HFX(TU1JP)	210026	Drive Shaft		25	22	56.7	79	594	
	1996.07-	MT		R	F	MPV Engine HDZ(TU1M)/HFX(TU1JP)	210015	Drive Shaft		25	22	56.7	79	868	
1.4 i (55 kW)	1996.07-			L	F	MPV Engine KFW(TU3JP)/KFX(TU3JP)	210187	Drive Shaft	29T	25	22	54.5	79.5	590.5	
	1996.07-			R	F	MPV Engine KFW(TU3JP)/KFX(TU3JP)	210188	Drive Shaft	29T	25	22	54.5	79.5	860	
	1996.07-	MT		L	F	MPV Engine KFW(TU3JP)/KFX(TU3JP)	210026	Drive Shaft		25	22	56.7	79	594	
	1996.07-	MT		R	F	MPV Engine KFW(TU3JP)/KFX(TU3JP)	210015	Drive Shaft		25	22	56.7	79	868	
1.6 16V (80 kW)	2000.10-	MT		L	F	MPV Engine NFU(TU5JP4)	210090	Drive Shaft		25	24	54.8	78.5	593	
	2000.10-				F	MPV Engine NFU(TU5JP4)	810076	Outer Joint	29W	25	34	58.5	79	55	I
	2000.10-	MT		L	F	MPV Engine NFU(TU5JP4)	210025	Drive Shaft	29T	25	24	54.8	78.5	593	
	2000.10-	MT		R	F	MPV Engine NFU(TU5JP4)	210023	Drive Shaft	29T	25	24	55.7	79	868	
	2000.10-	MT		R	F	MPV Engine NFU(TU5JP4)	210167	Drive Shaft		25	24	55.7	79	868	





	 YEAR	TRANSM	L/R	F/R	REMARKS	GSP Ref.	 PRODUCT	 ABS	Technical Specifications							
									A	B	C	H	L	P		
CITROEN BERLINGO (MF)																
1.6 HDi (55 kW)	2005.10- 2007.05			F	MPV Engine 9HW(DV6ETED)/DV6B	810067	Outer Joint	48W	25	34	58.5	79	55	I		
1.6 HDi (66 kW)	2005.10- 2007.05			F	MPV Engine 9HX(DV6ATED4)	810067	Outer Joint	48W	25	34	58.5	79	55	I		
1.8 D (43 kW)	1998.07-	MT	L	F	MPV Engine A9A(XUD7)	210090	Drive Shaft		25	24	54.8	78.5	593			
	1998.07-			F	MPV Engine A9A(XUD7)	810022	Outer Joint	29W	25	34	55.7	79	55	I		
	1998.07-		R	F	MPV Engine A9A(XUD7)	210226	Drive Shaft	29T	25	24	58	78.5	867			
	1998.07-		L	F	MPV Engine A9A(XUD7)	210227	Drive Shaft		25	24	58.5	78.5	595			
	1998.07-	MT	L	F	MPV Engine A9A(XUD7)	210025	Drive Shaft	29T	25	24	54.8	78.5	593			
	1998.07-	MT	R	F	MPV Engine A9A(XUD7)	210023	Drive Shaft	29T	25	24	55.7	79	868			
	1998.07-	MT	R	F	MPV Engine A9A(XUD7)	210167	Drive Shaft		25	24	55.7	79	868			
1.8 i (66 kW)	1997.05-	MT	L	F	MPV Engine LFX(XU7JB)	210090	Drive Shaft		25	24	54.8	78.5	593			
	1997.05-			F	MPV Engine LFX(XU7JB)	810022	Outer Joint	29W	25	34	55.7	79	55	I		
	1997.05-		R	F	MPV Engine LFX(XU7JB)	210226	Drive Shaft	29T	25	24	58	78.5	867			
	1997.05-		L	F	MPV Engine LFX(XU7JB)	210227	Drive Shaft		25	24	58.5	78.5	595			
	1997.05-	MT	L	F	MPV Engine LFX(XU7JB)	210025	Drive Shaft	29T	25	24	54.8	78.5	593			
	1997.05-	MT	R	F	MPV Engine LFX(XU7JB)	210023	Drive Shaft	29T	25	24	55.7	79	868			
	1997.05-			F	MPV Engine LFX(XU7JB)	810020	Outer Joint	29T	25	34	58	78.5	55	I		
1997.05-	MT	R	F	MPV Engine LFX(XU7JB)	210167	Drive Shaft		25	24	55.7	79	868				
1.8 i 4WD (66 kW)	1997.04-	MT	L	F	All-wheel Drive MPV Engine LFX(XU7JB)	210090	Drive Shaft		25	24	54.8	78.5	593			
	1997.04-				All-wheel Drive MPV Engine LFX(XU7JB)	810022	Outer Joint	29W	25	34	55.7	79	55	I		
	1997.04-		R	F	All-wheel Drive MPV Engine LFX(XU7JB)	210226	Drive Shaft	29T	25	24	58	78.5	867			
	1997.04-		L	F	All-wheel Drive MPV Engine LFX(XU7JB)	210227	Drive Shaft		25	24	58.5	78.5	595			
	1997.04-	MT	L	F	All-wheel Drive MPV Engine LFX(XU7JB)	210025	Drive Shaft	29T	25	24	54.8	78.5	593			
	1997.04-	MT	R	F	All-wheel Drive MPV Engine LFX(XU7JB)	210023	Drive Shaft	29T	25	24	55.7	79	868			
	1997.04-				All-wheel Drive MPV Engine LFX(XU7JB)	810020	Outer Joint	29T	25	34	58	78.5	55	I		
1997.04-	MT	R	F	All-wheel Drive MPV Engine LFX(XU7JB)	210167	Drive Shaft		25	24	55.7	79	868				
1.9 D (50 kW)	1996.07-	MT	L	F	MPV Engine D9B(XUD9A/L)/DJY(XUD9A)	210090	Drive Shaft		25	24	54.8	78.5	593			
	1996.07-			F	MPV Engine D9B(XUD9A/L)/DJY(XUD9A)	810022	Outer Joint	29W	25	34	55.7	79	55	I		
	1996.07-		R	F	MPV Engine D9B(XUD9A/L)/DJY(XUD9A)	210226	Drive Shaft	29T	25	24	58	78.5	867			
	1996.07-		L	F	MPV Engine D9B(XUD9A/L)/DJY(XUD9A)	210227	Drive Shaft		25	24	58.5	78.5	595			
	1996.07-	MT	L	F	MPV Engine D9B(XUD9A/L)/DJY(XUD9A)	210025	Drive Shaft	29T	25	24	54.8	78.5	593			
	1996.07-	MT	R	F	MPV Engine D9B(XUD9A/L)/DJY(XUD9A)	210023	Drive Shaft	29T	25	24	55.7	79	868			
	1996.07-			F	MPV Engine D9B(XUD9A/L)/DJY(XUD9A)	810020	Outer Joint	29T	25	34	58	78.5	55	I		
1996.07-	MT	R	F	MPV Engine D9B(XUD9A/L)/DJY(XUD9A)	210167	Drive Shaft		25	24	55.7	79	868				
1.9 D (51 kW)	1998.07-	MT	R	F	MPV Engine WJY(DW8B)/WJZ(DW8)	210167	Drive Shaft		25	24	55.7	79	868			
	1998.07-	MT	L	F	MPV Engine WJY(DW8B)/WJZ(DW8)	210090	Drive Shaft		25	24	54.8	78.5	593			
	1998.07-			F	MPV Engine WJY(DW8B)/WJZ(DW8)	810076	Outer Joint	29W	25	34	58.5	79	55	I		
	1998.07-		R	F	MPV Engine WJY(DW8B)/WJZ(DW8)	210226	Drive Shaft	29T	25	24	58	78.5	867			
	1998.07-		L	F	MPV Engine WJY(DW8B)/WJZ(DW8)	210227	Drive Shaft		25	24	58.5	78.5	595			
	1998.07-	MT	L	F	MPV Engine WJY(DW8B)/WJZ(DW8)	210025	Drive Shaft	29T	25	24	54.8	78.5	593			
	1998.07-	MT	R	F	MPV Engine WJY(DW8B)/WJZ(DW8)	210023	Drive Shaft	29T	25	24	55.7	79	868			
1.9 D 4WD (51 kW)	1998.07-				All-wheel Drive MPV Engine WJZ(DW8)/WJY(DW8B)	810076	Outer Joint	29W	25	34	58.5	79	55	I		
	1998.07-		R	F	All-wheel Drive MPV Engine WJZ(DW8)/WJY(DW8B)	210226	Drive Shaft	29T	25	24	58	78.5	867			
	1998.07-		L	F	All-wheel Drive MPV Engine WJZ(DW8)/WJY(DW8B)	210227	Drive Shaft		25	24	58.5	78.5	595			
2.0 HDi (66 kW)	1999.12-	MT	R	F	MPV Engine RHY(DW10TD)	210167	Drive Shaft		25	24	55.7	79	868			
	1999.12-	5MT	F	F	MPV Engine RHY(DW10TD)	810022	Outer Joint	29W	25	34	55.7	79	55	I		
	1999.12-	MT	R	F	MPV Engine RHY(DW10TD)	210023	Drive Shaft	29T	25	24	55.7	79	868			
	1999.12-	MT	L	F	MPV Engine RHY(DW10TD)	210163	Drive Shaft		25	24	54.8	78.5	583			
	1999.12-	MT	L	F	MPV Engine RHY(DW10TD)	210131	Drive Shaft	29T	25	24	54.8	78.5	583			
2.0 HDi 4x4 (66 kW)	2002.11- 2005.10			All-wheel Drive MPV Engine RHY(DW10TD)	810022	Outer Joint	29W	25	34	55.7	79	55	I			
BERLINGO (M_)																
1.1 i (44 kW)	1996.07-		L	F	Box Engine HDZ(TU1M)/HFX(TU1JP)	210187	Drive Shaft	29T	25	22	54.5	79.5	590.5			
	1996.07-		R	F	Box Engine HDZ(TU1M)/HFX(TU1JP)	210188	Drive Shaft	29T	25	22	54.5	79.5	860			
	1996.07-	MT	L	F	Box Engine HDZ(TU1M)/HFX(TU1JP)	210026	Drive Shaft		25	22	56.7	79	594			
	1996.07-	MT	R	F	Box Engine HDZ(TU1M)/HFX(TU1JP)	210015	Drive Shaft		25	22	56.7	79	868			
1.4 i (55 kW)	1996.07-		L	F	Box Engine KFW(TU3JP)/KFX(TU3JP)	210187	Drive Shaft	29T	25	22	54.5	79.5	590.5			
	1996.07-		R	F	Box Engine KFW(TU3JP)/KFX(TU3JP)	210188	Drive Shaft	29T	25	22	54.5	79.5	860			
	1996.07-	MT	L	F	Box Engine KFW(TU3JP)/KFX(TU3JP)	210026	Drive Shaft		25	22	56.7	79	594			
	1996.07-	MT	R	F	Box Engine KFW(TU3JP)/KFX(TU3JP)	210015	Drive Shaft		25	22	56.7	79	868			
1.6 HDi (55 kW)	2005.07-			F	Box Engine 9HW(DV6ETED)/DV6B	810067	Outer Joint	48W	25	34	58.5	79	55	I		
1.6 HDi (66 kW)	2005.07-			F	Box Engine 9HX(DV6ATED4)	810067	Outer Joint	48W	25	34	58.5	79	55	I		
1.8 D (43 kW)	1996.07-	MT	L	F	Box Engine A9A(XUD7)	210090	Drive Shaft		25	24	54.8	78.5	593			
	1996.07-			F	Box Engine A9A(XUD7)	810022	Outer Joint	29W	25	34	55.7	79	55	I		





	 YEAR	TRANSM	L/R	F/R	REMARKS	GSP Ref.	 PRODUCT	 ABS	Technical Specifications							
									A	B	C	H	L	P		
CITROEN BERLINGO (M_)																
1.8 D (43 kW)	1996.07-			R	F	Box Engine A9A(XUD7)	210226	Drive Shaft	29T	25	24	58	78.5	867		
	1996.07-			L	F	Box Engine A9A(XUD7)	210227	Drive Shaft		25	24	58.5	78.5	595		
	1996.07-	MT		L	F	Box Engine A9A(XUD7)	210025	Drive Shaft	29T	25	24	54.8	78.5	593		
	1996.07-	MT		L	F	Box Engine A9A(XUD7)	210023	Drive Shaft	29T	25	24	55.7	79	868		
	1996.07-	MT		R	F	Box Engine A9A(XUD7)	210167	Drive Shaft		25	24	55.7	79	868		
1.8 i (66 kW)	1998.06- 2000.06				F	Box Engine LFX(XU7JB)	810076	Outer Joint	29W	25	34	58.5	79	55	I	
	1998.06- 2000.06			R	F	Box Engine LFX(XU7JB)	210226	Drive Shaft	29T	25	24	58	78.5	867		
	1998.06- 2000.06			L	F	Box Engine LFX(XU7JB)	210227	Drive Shaft		25	24	58.5	78.5	595		
1.9 D (51 kW)	1996.07-	MT		L	F	Box Engine DJY(XUD9A)	210090	Drive Shaft		25	24	54.8	78.5	593		
	1996.07-				F	Box Engine DJY(XUD9A)	810022	Outer Joint	29W	25	34	55.7	79	55	I	
	1996.07-			R	F	Box Engine DJY(XUD9A)	210226	Drive Shaft	29T	25	24	58	78.5	867		
	1996.07-			L	F	Box Engine DJY(XUD9A)	210227	Drive Shaft		25	24	58.5	78.5	595		
	1996.07-	MT		L	F	Box Engine DJY(XUD9A)	210025	Drive Shaft	29T	25	24	54.8	78.5	593		
	1996.07-	MT		R	F	Box Engine DJY(XUD9A)	210023	Drive Shaft	29T	25	24	55.7	79	868		
	1996.07-				F	Box Engine DJY(XUD9A)	810020	Outer Joint	29T	25	34	58	78.5	55	I	
	1996.07-	MT		R	F	Box Engine DJY(XUD9A)	210167	Drive Shaft		25	24	55.7	79	868		
	1999.04-	MT		L	F	Box Engine WJY(DW8B)/WJZ(DW8)	210090	Drive Shaft		25	24	54.8	78.5	593		
	1999.04-				F	Box Engine WJY(DW8B)/WJZ(DW8)	810076	Outer Joint	29W	25	34	58.5	79	55	I	
	1999.04-			R	F	Box Engine WJY(DW8B)/WJZ(DW8)	210226	Drive Shaft	29T	25	24	58	78.5	867		
	1999.04-			L	F	Box Engine WJY(DW8B)/WJZ(DW8)	210227	Drive Shaft		25	24	58.5	78.5	595		
	1999.04-	MT		L	F	Box Engine WJY(DW8B)/WJZ(DW8)	210025	Drive Shaft	29T	25	24	54.8	78.5	593		
	1999.04-	MT		R	F	Box Engine WJY(DW8B)/WJZ(DW8)	210023	Drive Shaft	29T	25	24	55.7	79	868		
1999.04-	MT		R	F	Box Engine WJY(DW8B)/WJZ(DW8)	210167	Drive Shaft		25	24	55.7	79	868			
1.9 D 4WD (51 kW)	1998.07-			L	F	All-wheel Drive Box Engine WJY(DW8B)/WJZ(DW8)	210128	Drive Shaft	29T	25	24	55.7	79	594		
	1998.07-					All-wheel Drive Box Engine WJY(DW8B)/WJZ(DW8)	810076	Outer Joint	29W	25	34	58.5	79	55	I	
	1998.07-			R	F	All-wheel Drive Box Engine WJY(DW8B)/WJZ(DW8)	210023	Drive Shaft	29T	25	24	55.7	79	868		
	1998.07-			R	F	All-wheel Drive Box Engine WJY(DW8B)/WJZ(DW8)	210226	Drive Shaft	29T	25	24	58	78.5	867		
	1998.07-			L	F	All-wheel Drive Box Engine WJY(DW8B)/WJZ(DW8)	210227	Drive Shaft		25	24	58.5	78.5	595		
	1998.07-			L		All-wheel Drive Box Engine WJY(DW8B)/WJZ(DW8)	210131	Drive Shaft	29T	25	24	54.8	78.5	583		
2.0 HDi (66 kW)	1999.12-	MT		R	F	Box Engine RHY(DW10TD)	210167	Drive Shaft		25	24	55.7	79	868		
	1999.12-	5MT			F	Box Engine RHY(DW10TD)	810022	Outer Joint	29W	25	34	55.7	79	55	I	
	1999.12-	MT		R	F	Box Engine RHY(DW10TD)	210023	Drive Shaft	29T	25	24	55.7	79	868		
	1999.12-	MT		L	F	Box Engine RHY(DW10TD)	210163	Drive Shaft		25	24	54.8	78.5	583		
	1999.12-	MT		L	F	Box Engine RHY(DW10TD)	210131	Drive Shaft	29T	25	24	54.8	78.5	583		
2.0 HDi 4WD (66 kW)	2000.11-	5MT			All-wheel Drive Box Engine RHY(DW10TD)	810022	Outer Joint	29W	25	34	55.7	79	55	I		
BERLINGO / XANTIA / XSARA																
-							810042	Outer Joint		25	34	54.8	78.5	56	I	
BERLINGO MULTISPACE																
1.6 16V	2000.11-	MT/AT	L				210050	Drive Shaft		25	24	55.7	79	583		
1.6 HDi	2005.10-	MT/AT		F			845047	Outer Joint	48T	25	34	59	78.5	54	I	
1.8	1998.06- 2000.10	MT/AT	L				210050	Drive Shaft		25	24	55.7	79	583		
BX (XB-)																
1.1 (40 kW)	1988.10- 1992.06	MT		F	Hatchback Engine HDZ(TU1M)		810001	Outer Joint		25	22	54.8	79	48	I	
1.4 (47 kW)	1989.01- 1989.12	MT		F	Hatchback Engine K1H(TU3A)		810001	Outer Joint		25	22	54.8	79	48	I	
1.4 (55 kW)	1989.01- 1993.02	MT		F	Hatchback Engine KDY(TU3M)/KDZ(TU3M/Z)		810001	Outer Joint		25	22	54.8	79	48	I	
1.4 E (49 kW)	1985.09- 1993.02	MT		F	Hatchback Engine 150F		810001	Outer Joint		25	22	54.8	79	48	I	
1.4 E (52 kW)	1983.04- 1989.07	MT		F	Hatchback Engine 150C/K1G		810001	Outer Joint		25	22	54.8	79	48	I	
1.4 E (53 kW)	1983.04- 1993.02	MT		F	Hatchback Engine 150C		810001	Outer Joint		25	22	54.8	79	48	I	
1.6 (53 kW)	1987.01- 1993.02	MT		F	Hatchback Engine B1E(XU51C)		810001	Outer Joint		25	22	54.8	79	48	I	
	1987.01- 1993.02	MT	L	F	Hatchback Engine B1E(XU51C)		210278	Drive Shaft		25	24	54.8	79	595		
	1987.01- 1993.02	MT	R	F	Hatchback Engine B1E(XU51C)		210024	Drive Shaft		25	24	54.8	79	867		
1.6 (55 kW)	1988.09- 1993.02	MT		F	Hatchback Engine BAY(XU5CP)/BAZ(XU5CP)		810001	Outer Joint		25	22	54.8	79	48	I	
	1988.09- 1993.02	MT	L	F	Hatchback Engine BAY(XU5CP)/BAZ(XU5CP)		210278	Drive Shaft		25	24	54.8	79	595		
	1988.09- 1993.02	MT	R	F	Hatchback Engine BAY(XU5CP)/BAZ(XU5CP)		210024	Drive Shaft		25	24	54.8	79	867		
1.6 (59 kW)	1987.10- 1992.05	MT		F	Hatchback Engine B1E(XU51C)		810001	Outer Joint		25	22	54.8	79	48	I	
	1987.10- 1992.05	MT	L	F	Hatchback Engine B1E(XU51C)		210278	Drive Shaft		25	24	54.8	79	595		
	1987.10- 1992.05	MT	R	F	Hatchback Engine B1E(XU51C)		210024	Drive Shaft		25	24	54.8	79	867		
1.6 (64 kW)	1985.07- 1993.02	MT		F	Hatchback Engine 171D		810005	Outer Joint	90T	25	23	54.8	78.5	56	I	
	1985.07- 1993.02	MT		F	Hatchback Engine 171D		810001	Outer Joint		25	22	54.8	79	48	I	
	1985.07- 1993.02	MT	L	F	Hatchback Engine 171D		210278	Drive Shaft		25	24	54.8	79	595		
	1985.07- 1993.02	MT	R	F	Hatchback Engine 171D		210024	Drive Shaft		25	24	54.8	79	867		





	 YEAR	TRANSM	L/R	F/R	REMARKS	GSP Ref.	 PRODUCT	 ABS	Technical Specifications					
									A	B	C	H	L	P
CITROEN BX (XB-)														
1.6 (66 kW)	1982.10- 1988.06		L	F	Hatchback Engine 171A/171B/171C	210117	Drive Shaft		25	24	54.8	79	592.5	
	1982.10- 1988.06	MT		F	Hatchback Engine 171A/171B/171C	810005	Outer Joint	90T	25	23	54.8	78.5	56	I
	1982.10- 1988.06	MT		F	Hatchback Engine 171A/171B/171C	810001	Outer Joint		25	22	54.8	79	48	I
	1982.10- 1988.06	MT	L	F	Hatchback Engine 171A/171B/171C	210278	Drive Shaft		25	24	54.8	79	595	
	1982.10- 1988.06	MT	R	F	Hatchback Engine 171A/171B/171C	210024	Drive Shaft		25	24	54.8	79	867	
1.6 (68 kW)	1982.10- 1992.12		L	F	Hatchback Engine XU52C	210117	Drive Shaft		25	24	54.8	79	592.5	
	1982.10- 1992.12	MT		F	Hatchback Engine XU52C	810001	Outer Joint		25	22	54.8	79	48	I
	1982.10- 1992.12	MT	L	F	Hatchback Engine XU52C	210278	Drive Shaft		25	24	54.8	79	595	
	1982.10- 1992.12	MT	R	F	Hatchback Engine XU52C	210024	Drive Shaft		25	24	54.8	79	867	
1.6 (76 kW)	1986.03- 1993.02	MT		F	Hatchback Engine 180Z	810005	Outer Joint	90T	25	23	54.8	78.5	56	I
	1986.03- 1993.02	MT		F	Hatchback Engine 180Z	810001	Outer Joint		25	22	54.8	79	48	I
	1986.03- 1993.02	MT	L	F	Hatchback Engine 180Z	210278	Drive Shaft		25	24	54.8	79	595	
	1986.03- 1993.02	MT	R	F	Hatchback Engine 180Z	210024	Drive Shaft		25	24	54.8	79	867	
1.6 E (65 kW)	1989.05- 1993.02	MT		F	Hatchback Engine BDY(XU5M)/BDZ(XU5M)	810001	Outer Joint		25	22	54.8	79	48	I
	1989.05- 1993.02	MT	L	F	Hatchback Engine BDY(XU5M)/BDZ(XU5M)	210278	Drive Shaft		25	24	54.8	79	595	
	1989.05- 1993.02	MT	R	F	Hatchback Engine BDY(XU5M)/BDZ(XU5M)	210024	Drive Shaft		25	24	54.8	79	867	
1.8 D (44 kW)	1985.10- 1993.09	MT		F	Hatchback Engine 161(XUD7)	810001	Outer Joint		25	22	54.8	79	48	I
	1985.10- 1993.09	MT	L	F	Hatchback Engine 161(XUD7)	210278	Drive Shaft		25	24	54.8	79	595	
	1985.10- 1993.09	MT	R	F	Hatchback Engine 161(XUD7)	210024	Drive Shaft		25	24	54.8	79	867	
1.8 TRD Turbo (66 kW)	1988.03- 1993.02	MT		F	Hatchback Engine A8A(XUD7TE)/AJZ(XUD7TE)	810002	Outer Joint		25	23	54.8	78.5	56	I
1.9 (70 kW)	1986.09- 1989.11	MT		F	Hatchback Engine D2C(XU92C)	810001	Outer Joint		25	22	54.8	79	48	I
	1986.09- 1989.11	MT	L	F	Hatchback Engine D2C(XU92C)	210278	Drive Shaft		25	24	54.8	79	595	
	1986.09- 1989.11	MT	R	F	Hatchback Engine D2C(XU92C)	210024	Drive Shaft		25	24	54.8	79	867	
1.9 (75 kW)	1986.07- 1989.05	MT		F	Hatchback Engine 159A	810001	Outer Joint		25	22	54.8	79	48	I
	1986.07- 1989.05	MT	L	F	Hatchback Engine 159A	210278	Drive Shaft		25	24	54.8	79	595	
	1986.07- 1989.05	MT	R	F	Hatchback Engine 159A	210024	Drive Shaft		25	24	54.8	79	867	
1.9 (77 kW)	1986.07- 1989.05	MT		F	Hatchback Engine D2A(XU92C)	810001	Outer Joint		25	22	54.8	79	48	I
	1986.07- 1989.05	MT	L	F	Hatchback Engine D2A(XU92C)	210278	Drive Shaft		25	24	54.8	79	595	
	1986.07- 1989.05	MT	R	F	Hatchback Engine D2A(XU92C)	210024	Drive Shaft		25	24	54.8	79	867	
1.9 D (47 kW)	1983.09- 1993.09		L	F	Hatchback Engine 162(XUD9)/DJZ(XUD9Y)/D9A(XUD9)	210117	Drive Shaft		25	24	54.8	79	592.5	
	1983.09- 1993.09	MT		F	Hatchback Engine 162(XUD9)/DJZ(XUD9Y)/D9A(XUD9)	810005	Outer Joint	90T	25	23	54.8	78.5	56	I
	1983.09- 1993.09	MT		F	Hatchback Engine 162(XUD9)/DJZ(XUD9Y)/D9A(XUD9)	810001	Outer Joint		25	22	54.8	79	48	I
	1983.09- 1993.09	MT	L	F	Hatchback Engine 162(XUD9)/DJZ(XUD9Y)/D9A(XUD9)	210278	Drive Shaft		25	24	54.8	79	595	
	1983.09- 1993.09	MT	R	F	Hatchback Engine 162(XUD9)/DJZ(XUD9Y)/D9A(XUD9)	210024	Drive Shaft		25	24	54.8	79	867	
1.9 D (51 kW)	1987.03- 1993.02	MT		F	Hatchback Engine D9B(XUD9A/U)	810001	Outer Joint		25	22	54.8	79	48	I
	1987.03- 1993.02	MT	L	F	Hatchback Engine D9B(XUD9A/U)	210278	Drive Shaft		25	24	54.8	79	595	
	1987.03- 1993.02	MT	R	F	Hatchback Engine D9B(XUD9A/U)	210024	Drive Shaft		25	24	54.8	79	867	
1.9 E (80 kW)	1988.06- 1993.02	MT		F	Hatchback Engine DDZ(XU9M)	810001	Outer Joint		25	22	54.8	79	48	I
	1988.06- 1993.02	MT	L	F	Hatchback Engine DDZ(XU9M)	210278	Drive Shaft		25	24	54.8	79	595	
	1988.06- 1993.02	MT	R	F	Hatchback Engine DDZ(XU9M)	210024	Drive Shaft		25	24	54.8	79	867	
1.9 E 4x4 (80 kW)	1989.04- 1993.02	MT		F	All-wheel Drive Hatchback Engine D2F	810001	Outer Joint		25	22	54.8	79	48	I
	1989.04- 1993.02	MT	L	F	All-wheel Drive Hatchback Engine D2F	210278	Drive Shaft		25	24	54.8	79	595	
	1989.04- 1993.02	MT	R	F	All-wheel Drive Hatchback Engine D2F	210024	Drive Shaft		25	24	54.8	79	867	
19 GTi (88 kW)	1988.06- 1993.02	MT		F	Hatchback Engine DKZ(XU9JA)	810001	Outer Joint		25	22	54.8	79	48	I
	1988.06- 1993.02	MT	L	F	Hatchback Engine DKZ(XU9JA)	210278	Drive Shaft		25	24	54.8	79	595	
	1988.06- 1993.02	MT	R	F	Hatchback Engine DKZ(XU9JA)	210024	Drive Shaft		25	24	54.8	79	867	
19 GTi (90 kW)	1986.07- 1993.02	MT		F	Hatchback Engine D6A(XU9J2)	810005	Outer Joint	90T	25	23	54.8	78.5	56	I
	1986.07- 1993.02	MT		F	Hatchback Engine D6A(XU9J2)	810002	Outer Joint		25	23	54.8	78.5	56	I
19 GTi 4x4 (88 kW)	1988.06- 1993.02	MT		F	All-wheel Drive Hatchback Engine DKZ(XU9JA)	810001	Outer Joint		25	22	54.8	79	48	I
	1988.06- 1993.02	MT	L	F	All-wheel Drive Hatchback Engine DKZ(XU9JA)	210278	Drive Shaft		25	24	54.8	79	595	
	1988.06- 1993.02	MT	R	F	All-wheel Drive Hatchback Engine DKZ(XU9JA)	210024	Drive Shaft		25	24	54.8	79	867	
BX BREAK (XB-)														
1.4 (47 kW)	1989.01- 1989.12	MT		F	Estate Engine K1H(TU3A)	810001	Outer Joint		25	22	54.8	79	48	I
1.4 (55 kW)	1989.01- 1993.02	MT		F	Estate Engine KDY(TU3M)	810001	Outer Joint		25	22	54.8	79	48	I
1.6 (53 kW)	1988.09- 1994.12	MT		F	Estate Engine B1E(XU51C)	810001	Outer Joint		25	22	54.8	79	48	I
	1988.09- 1994.12	MT	L	F	Estate Engine B1E(XU51C)	210278	Drive Shaft		25	24	54.8	79	595	
	1988.09- 1994.12	MT	R	F	Estate Engine B1E(XU51C)	210024	Drive Shaft		25	24	54.8	79	867	
1.6 (59 kW)	1987.10- 1992.05	MT		F	Estate Engine B1E(XU51C)	810001	Outer Joint		25	22	54.8	79	48	I
	1987.10- 1992.05	MT	L	F	Estate Engine B1E(XU51C)	210278	Drive Shaft		25	24	54.8	79	595	
	1987.10- 1992.05	MT	R	F	Estate Engine B1E(XU51C)	210024	Drive Shaft		25	24	54.8	79	867	
1.6 (64 kW)	1985.07- 1994.12	MT		F	Estate Engine 171D	810005	Outer Joint	90T	25	23	54.8	78.5	56	I
	1985.07- 1994.12	MT		F	Estate Engine 171D	810001	Outer Joint		25	22	54.8	79	48	I





	 YEAR	TRANSM	L/R	F/R	REMARKS	GSP Ref.	 PRODUCT	 ABS	Technical Specifications								
									A	B	C	H	L	P			
CITROEN BX BREAK (XB-)																	
1.6 (64 kW)	1985.07- 1994.12	MT	L	F	Estate Engine 171D	210278	Drive Shaft		25	24	54.8	79	595				
	1985.07- 1994.12	MT	R	F	Estate Engine 171D	210024	Drive Shaft		25	24	54.8	79	867				
1.6 (65 kW)	1989.05- 1994.12	MT		F	Estate Engine BDY(XU5M)/BDZ(XU5M)	810001	Outer Joint		25	22	54.8	79	48	I			
	1989.05- 1994.12	MT	L	F	Estate Engine BDY(XU5M)/BDZ(XU5M)	210278	Drive Shaft		25	24	54.8	79	595				
	1989.05- 1994.12	MT	R	F	Estate Engine BDY(XU5M)/BDZ(XU5M)	210024	Drive Shaft		25	24	54.8	79	867				
1.6 (66 kW)	1985.06- 1988.06	MT		F	Estate Engine 171A/171B/171C	810005	Outer Joint	90T	25	23	54.8	78.5	56	I			
	1985.06- 1988.06	MT		F	Estate Engine 171A/171B/171C	810001	Outer Joint		25	22	54.8	79	48	I			
	1985.06- 1988.06	MT	L	F	Estate Engine 171A/171B/171C	210278	Drive Shaft		25	24	54.8	79	595				
	1985.06- 1988.06	MT	R	F	Estate Engine 171A/171B/171C	210024	Drive Shaft		25	24	54.8	79	867				
1.6 (76 kW)	1986.03- 1994.12	MT		F	Estate Engine 180Z	810005	Outer Joint	90T	25	23	54.8	78.5	56	I			
	1986.03- 1994.12	MT		F	Estate Engine 180Z	810001	Outer Joint		25	22	54.8	79	48	I			
	1986.03- 1994.12	MT	L	F	Estate Engine 180Z	210278	Drive Shaft		25	24	54.8	79	595				
	1986.03- 1994.12	MT	R	F	Estate Engine 180Z	210024	Drive Shaft		25	24	54.8	79	867				
1.8 D (44 kW)	1985.10- 1993.09	MT		F	Estate Engine 161A(XUD7)	810001	Outer Joint		25	22	54.8	79	48	I			
	1985.10- 1993.09	MT	L	F	Estate Engine 161A(XUD7)	210278	Drive Shaft		25	24	54.8	79	595				
	1985.10- 1993.09	MT	R	F	Estate Engine 161A(XUD7)	210024	Drive Shaft		25	24	54.8	79	867				
1.8 TRD Turbo (66 kW)	1988.03- 1994.12	MT		F	Estate Engine A8A(XUD7TE)/AJZ(XUD7TE)	810002	Outer Joint		25	23	54.8	78.5	56	I			
1.9 (70 kW)	1987.12- 1989.12	MT		F	Estate Engine D2C(XU92C)	810001	Outer Joint		25	22	54.8	79	48	I			
	1987.12- 1989.12	MT	L	F	Estate Engine D2C(XU92C)	210278	Drive Shaft		25	24	54.8	79	595				
	1987.12- 1989.12	MT	R	F	Estate Engine D2C(XU92C)	210024	Drive Shaft		25	24	54.8	79	867				
1.9 (75 kW)	1986.07- 1994.12	MT		F	Estate Engine D2A(XU92C)	810001	Outer Joint		25	22	54.8	79	48	I			
	1986.07- 1994.12	MT	L	F	Estate Engine D2A(XU92C)	210278	Drive Shaft		25	24	54.8	79	595				
	1986.07- 1994.12	MT	R	F	Estate Engine D2A(XU92C)	210024	Drive Shaft		25	24	54.8	79	867				
1.9 (80 kW)	1988.06- 1994.12	MT		F	Estate Engine DDZ(XU9M)	810001	Outer Joint		25	22	54.8	79	48	I			
	1988.06- 1994.12	MT	L	F	Estate Engine DDZ(XU9M)	210278	Drive Shaft		25	24	54.8	79	595				
	1988.06- 1994.12	MT	R	F	Estate Engine DDZ(XU9M)	210024	Drive Shaft		25	24	54.8	79	867				
1.9 (88 kW)	1988.06- 1994.12	MT		F	Estate Engine DKZ(XU9JA)	810001	Outer Joint		25	22	54.8	79	48	I			
	1988.06- 1994.12	MT	L	F	Estate Engine DKZ(XU9JA)	210278	Drive Shaft		25	24	54.8	79	595				
	1988.06- 1994.12	MT	R	F	Estate Engine DKZ(XU9JA)	210024	Drive Shaft		25	24	54.8	79	867				
1.9 4x4 (80 kW)	1990.10- 1991.05	MT		F	All-wheel Drive Estate Engine DDZ(XU9M)	810001	Outer Joint		25	22	54.8	79	48	I			
	1990.10- 1991.05	MT	L	F	All-wheel Drive Estate Engine DDZ(XU9M)	210278	Drive Shaft		25	24	54.8	79	595				
	1990.10- 1991.05	MT	R	F	All-wheel Drive Estate Engine DDZ(XU9M)	210024	Drive Shaft		25	24	54.8	79	867				
1.9 CAT (75 kW)	1986.07- 1994.12	MT		F	Estate Engine DFZ(XU9J1)	810001	Outer Joint		25	22	54.8	79	48	I			
	1986.07- 1994.12	MT	L	F	Estate Engine DFZ(XU9J1)	210278	Drive Shaft		25	24	54.8	79	595				
	1986.07- 1994.12	MT	R	F	Estate Engine DFZ(XU9J1)	210024	Drive Shaft		25	24	54.8	79	867				
1.9 D (47 kW)	1983.09- 1994.11		L	F	Estate Engine D9A(XUD9)/DJZ(XUD9Y)/162(XUD9)	210117	Drive Shaft		25	24	54.8	79	592.5				
	1983.09- 1994.11	MT		F	Estate Engine D9A(XUD9)/DJZ(XUD9Y)/162(XUD9)	810005	Outer Joint	90T	25	23	54.8	78.5	56	I			
	1983.09- 1994.11	MT		F	Estate Engine D9A(XUD9)/DJZ(XUD9Y)/162(XUD9)	810001	Outer Joint		25	22	54.8	79	48	I			
	1983.09- 1994.11	MT	L	F	Estate Engine D9A(XUD9)/DJZ(XUD9Y)/162(XUD9)	210278	Drive Shaft		25	24	54.8	79	595				
	1983.09- 1994.11	MT	R	F	Estate Engine D9A(XUD9)/DJZ(XUD9Y)/162(XUD9)	210024	Drive Shaft		25	24	54.8	79	867				
1.9 D (51 kW)	1987.03- 1994.12	MT		F	Estate Engine D9B(XUD9A/U)	810001	Outer Joint		25	22	54.8	79	48	I			
	1987.03- 1994.12	MT	L	F	Estate Engine D9B(XUD9A/U)	210278	Drive Shaft		25	24	54.8	79	595				
	1987.03- 1994.12	MT	R	F	Estate Engine D9B(XUD9A/U)	210024	Drive Shaft		25	24	54.8	79	867				
C1 (PM_, PN_)																	
1.0 (50 kW)	2005.06-		R	F	Hatchback Engine 1KR-FE	210231	Drive Shaft		24	23	49.5	91	841				
	2005.06-		L	F	Hatchback Engine 1KR-FE	210232	Drive Shaft		24	23	49.5	91	650				
1.4 HDi (40 kW)	2005.06-		L	F	Hatchback Engine DV4D	259495	Drive Shaft		24	23	49.5	91	593				
C15																	
1.1 (44 kW)	1988.08- 1996.07	MT		F	Estate Engine HDZ(TU1M)	810009	Outer Joint		21	22	56	79	60	I			
1.4 (44 kW)	1987.05- 1992.10	MT		F	Estate Engine 150D(XY7)	810009	Outer Joint		21	22	56	79	60	I			
1.4 (49 kW)	1987.05- 1992.09	MT		F	Estate	810009	Outer Joint		21	22	56	79	60	I			
1.4 (55 kW)	1991.05- 1996.07	MT		F	Estate Engine KDY(TU3M)	810009	Outer Joint		21	22	56	79	60	I			
1.8 D (44 kW)	1987.04- 2000.08	MT		F	Estate Engine 161A(XUD7)	810017	Outer Joint		21	31	56	77	59	I			
	1987.04- 2000.08	MT		F	Estate Engine 161A(XUD7)	810009	Outer Joint		21	22	56	79	60	I			
	1987.04- 2000.08	MT	L	F	Estate Engine 161A(XUD7)	210039	Drive Shaft		21	24	56.4	76	567				
	1987.04- 2000.08	MT	R	F	Estate Engine 161A(XUD7)	210007	Drive Shaft		21	24	48	75.5	845				
C15 (VD-)																	
1.0 (33 kW)	1984.10- 1997.12			F	Box Engine TU9/XV8	810048	Outer Joint		21	22	56	76	58	I			
	1984.10- 1997.12		R	F	Box Engine TU9/XV8	210087	Drive Shaft		21	24	56	79	851.5				
	1984.10- 1997.12	MT	L	F	Box Engine TU9/XV8	210010	Drive Shaft		21	22	54	76	572				
	1984.10- 1997.12	MT	R	F	Box Engine TU9/XV8	210044	Drive Shaft		21	22	56.4	76	832.5				
	1984.10- 1997.12	MT	L/R	F	Box Engine TU9/XV8	210130	Drive Shaft		21	22	54	90	683				





	 YEAR	TRANSM	L/R	F/R	REMARKS	GSP Ref.	 PRODUCT	 ABS	Technical Specifications							
									A	B	C	H	L	P		
CITROEN C15 (VD-)																
1.0 (33 kW)	1984.10- 1997.12	MT		F	Box Engine TU9/XV8	810009	Outer Joint		21	22	56	79	60			I
1.0 E (37 kW)	1992.11- 1996.07		R	F	Box Engine GL1/GLA	210087	Drive Shaft		21	24	56	79	851.5			
1.1 (35 kW)	1984.10- 1996.12			F	Box Engine 109K/E1A	810048	Outer Joint		21	22	56	76	58			I
	1984.10- 1996.12		R	F	Box Engine 109K/E1A	210087	Drive Shaft		21	24	56	79	851.5			
	1984.10- 1996.12	MT	L/R	F	Box Engine 109K/E1A	210130	Drive Shaft		21	22	54	90	683			
	1984.10- 1996.12	MT		F	Box Engine 109K/E1A	810009	Outer Joint		21	22	56	79	60			I
	1984.10- 1996.12	MT	L	F	Box Engine 109K/E1A	210039	Drive Shaft		21	24	56.4	76	567			
	1984.10- 1996.12	MT	R	F	Box Engine 109K/E1A	210007	Drive Shaft		21	24	48	75.5	845			
1.1 (40 kW)	1988.11- 1996.07		R	F	Box Engine H1A	210087	Drive Shaft		21	24	56	79	851.5			
1.1 i (44 kW)	1988.07- 1996.12		R	F	Box Engine HDZ(TU1M)	210087	Drive Shaft		21	24	56	79	851.5			
	1988.07- 1996.12	MT	L	F	Box Engine HDZ(TU1M)	210010	Drive Shaft		21	22	54	76	572			
	1988.07- 1996.12	MT	R	F	Box Engine HDZ(TU1M)	210044	Drive Shaft		21	22	56.4	76	832.5			
	1988.07- 1996.12	MT		F	Box Engine HDZ(TU1M)	810009	Outer Joint		21	22	56	79	60			I
1.3 (47 kW)	1987.07- 1988.05			F	Box Engine G1A	810048	Outer Joint		21	22	56	76	58			I
	1987.07- 1988.05		R	F	Box Engine G1A	210087	Drive Shaft		21	24	56	79	851.5			
	1987.07- 1988.05	MT		F	Box Engine G1A	810009	Outer Joint		21	22	56	79	60			I
1.4 (49 kW)	1987.07- 1996.12		R	F	Box Engine K1H(TU3A)	210087	Drive Shaft		21	24	56	79	851.5			
	1987.07- 1996.12	MT	L	F	Box Engine K1H(TU3A)	210010	Drive Shaft		21	22	54	76	572			
	1987.07- 1996.12	MT	R	F	Box Engine K1H(TU3A)	210044	Drive Shaft		21	22	56.4	76	832.5			
	1987.07- 1996.12	MT	L/R	F	Box Engine K1H(TU3A)	210130	Drive Shaft		21	22	54	90	683			
	1987.07- 1996.12	MT		F	Box Engine K1H(TU3A)	810009	Outer Joint		21	22	56	79	60			I
1.4 E (44 kW)	1987.05- 1996.12			F	Box Engine 150D(XY7)	810048	Outer Joint		21	22	56	76	58			I
	1987.05- 1996.12		R	F	Box Engine 150D(XY7)	210087	Drive Shaft		21	24	56	79	851.5			
	1987.05- 1996.12	MT	L	F	Box Engine 150D(XY7)	210010	Drive Shaft		21	22	54	76	572			
	1987.05- 1996.12	MT	R	F	Box Engine 150D(XY7)	210044	Drive Shaft		21	22	56.4	76	832.5			
	1987.05- 1996.12	MT	L/R	F	Box Engine 150D(XY7)	210130	Drive Shaft		21	22	54	90	683			
	1987.05- 1996.12	MT		F	Box Engine 150D(XY7)	810009	Outer Joint		21	22	56	79	60			I
1.4 i (55 kW)	1991.05- 1996.12		R	F	Box Engine KDY(TU3FM)/KDY(TU3M)	210087	Drive Shaft		21	24	56	79	851.5			
	1991.05- 1996.12	MT	L	F	Box Engine KDY(TU3FM)/KDY(TU3M)	210010	Drive Shaft		21	22	54	76	572			
	1991.05- 1996.12	MT	R	F	Box Engine KDY(TU3FM)/KDY(TU3M)	210044	Drive Shaft		21	22	56.4	76	832.5			
	1991.05- 1996.12	MT		F	Box Engine KDY(TU3FM)/KDY(TU3M)	810009	Outer Joint		21	22	56	79	60			I
1.8 D (44 kW)	1986.07- 2000.12			F	Box Engine 161A(XUD7)	810048	Outer Joint		21	22	56	76	58			I
	1986.07- 2000.12		R	F	Box Engine 161A(XUD7)	210087	Drive Shaft		21	24	56	79	851.5			
	1986.07- 2000.12	MT		F	Box Engine 161A(XUD7)	810017	Outer Joint		21	31	56	77	59			I
	1986.07- 2000.12	MT		F	Box Engine 161A(XUD7)	810009	Outer Joint		21	22	56	79	60			I
	1986.07- 2000.12	MT	L	F	Box Engine 161A(XUD7)	210039	Drive Shaft		21	24	56.4	76	567			
1986.07- 2000.12	MT	R	F	Box Engine 161A(XUD7)	210007	Drive Shaft		21	24	48	75.5	845				
1.9 D (44 kW)	2000.12- 2005.12		R	F	Box Engine WJX(DW8B)	210087	Drive Shaft		21	24	56	79	851.5			
	2000.12- 2005.12	MT	L	F	Box Engine WJX(DW8B)	210039	Drive Shaft		21	24	56.4	76	567			
	2000.12- 2005.12	MT	R	F	Box Engine WJX(DW8B)	210007	Drive Shaft		21	24	48	75.5	845			
C2 (JM_)																
1.1 (44 kW)	2003.09-			F	Hatchback Engine HFX(TU1JP)	810053	Outer Joint		21	20	49	86	51			M
	2003.09-		L	F	Hatchback Engine HFX(TU1JP)	210030	Drive Shaft		21	22	48	86.5	643			
	2003.09-		R	F	Hatchback Engine HFX(TU1JP)	210031	Drive Shaft		21	22	48	86.5	841			
1.4 (54 kW)	2003.09-			F	Hatchback Engine KFU(TU3JP)	810053	Outer Joint		21	20	49	86	51			M
	2003.09-	MT	L	F	Hatchback Engine KFU(TU3JP)	210030	Drive Shaft		21	22	48	86.5	643			
	2003.09-	MT	R	F	Hatchback Engine KFU(TU3JP)	210031	Drive Shaft		21	22	48	86.5	841			
	2003.09-	AT	L	F	Hatchback Engine KFU(TU3JP)	210181	Drive Shaft		21	26	48.5	86	618			
	2003.09-	AT	R	F	Hatchback Engine KFU(TU3JP)	210206	Drive Shaft		21	26	48.5	86	754			
	2003.09-			F	Hatchback Engine TU3JP	810053	Outer Joint		21	20	49	86	51			M
1.4 16V (65 kW)	2005.12-			F	Hatchback Engine KFU(ET3J4)	810053	Outer Joint		21	20	49	86	51			M
	2005.12-		L	F	Hatchback Engine KFU(ET3J4)	210146	Drive Shaft		21	22	48	86.5	642			
	2005.12-		R	F	Hatchback Engine KFU(ET3J4)	210144	Drive Shaft		21	22	48	86.5	843			
1.4 HDi (50 kW)	2003.09-		L	F	Hatchback Engine 8HX(DV4TD)	210147	Drive Shaft		21	24	48	86.5	633			
	2003.09-		R	F	Hatchback Engine 8HX(DV4TD)	245103	Drive Shaft		21	24	48	86.5	854			
	2003.09-		L	F	Hatchback Engine 8HX(DV4TD)	210276	Drive Shaft		21	22	48	86.5	643			
	2003.09-		R	F	Hatchback Engine 8HX(DV4TD)	210259	Drive Shaft		21	22	48.5	86	849			
1.6 (80 kW)	2003.09-			F	Hatchback Engine NFU(TU5JP4)	845057	Outer Joint		21	22	48	86.5	54			I
	2003.09-		L	F	Hatchback Engine NFU(TU5JP4)	210241	Drive Shaft		21	22	48	86.5	642			
	2003.09-		R	F	Hatchback Engine NFU(TU5JP4)	210242	Drive Shaft		21	22	48	86.5	844			
1.6 VTS (90 kW)	2005.10- 2008.03		L	F	Hatchback Engine NFS(TU5JP4S)	210146	Drive Shaft		21	22	48	86.5	642			
	2005.10- 2008.03		R	F	Hatchback Engine NFS(TU5JP4S)	210144	Drive Shaft		21	22	48	86.5	843			





	 YEAR	TRANSM	L/R	F/R	REMARKS	GSP Ref.	 PRODUCT	 ABS	Technical Specifications							
									A	B	C	H	L	P		
CITROEN C2 (JM_)																
1.6 VTS (90 kW)	2005.10- 2008.03			F	Hatchback Engine NFS(TU5JP4S)	810077	Outer Joint		21	28	49	86	56.5		O	
C25																
-						810104	Outer Joint	54T	28	27	63	112.5	63		I	
C25 (280_, 290_)																
1.8 (50 kW)	1981.11- 1994.01			F	Box Engine 169(XM7T)	810010	Outer Joint		28	27	63	112.5	63		I	
	1981.11- 1994.01			F	Bus Engine 169(XM7T)	810010	Outer Joint		28	27	63	112.5	63		I	
1.8 E (51 kW)	1987.07- 1994.02	MT	R	F	Bus Engine 169(XM7T)	210068	Drive Shaft		28	25	63	112.5	1068			
	1987.07- 1994.02			F	Bus Engine 169(XM7T)	810010	Outer Joint		28	27	63	112.5	63		I	
	1987.07- 1994.02	MT	L	F	Bus Engine 169(XM7T)	210034	Drive Shaft		28	25	63	112.5	701			
1.9 D (51 kW)	1987.07- 1994.02	MT	R	F	Bus Engine D9B(XUD9A/U)	210068	Drive Shaft		28	25	63	112.5	1068			
	1987.07- 1994.02			R	Bus Engine D9B(XUD9A/U)	210013	Drive Shaft		28	25	63	112.5	1072			
	1987.07- 1994.02	MT	L	F	Bus Engine D9B(XUD9A/U)	210034	Drive Shaft		28	25	63	112.5	701			
1.9 TD (60 kW)	1992.04- 1994.02			F	Bus Engine M705	810010	Outer Joint		28	27	63	112.5	63		I	
	1992.04- 1994.02			R	Bus Engine M705	210013	Drive Shaft		28	25	63	112.5	1072			
2.0 (57 kW)	1981.11- 1986.12			F	Platform/Chassis	810010	Outer Joint		28	27	63	112.5	63		I	
2.0 (62 kW)	1987.01- 1994.03	MT	R	F	Platform/Chassis Engine 170C(XN1T)	210068	Drive Shaft		28	25	63	112.5	1068			
	1987.01- 1994.03			F	Platform/Chassis Engine 170C(XN1T)	810010	Outer Joint		28	27	63	112.5	63		I	
	1987.01- 1994.03	MT	L	F	Platform/Chassis Engine 170C(XN1T)	210034	Drive Shaft		28	25	63	112.5	701			
	1991.02- 1994.02	MT	R	F	Bus Engine 170C(XN1T)	210068	Drive Shaft		28	25	63	112.5	1068			
	1991.02- 1994.03	MT	R	F	Box Engine 170C(XN1T)	210068	Drive Shaft		28	25	63	112.5	1068			
	1991.02- 1994.02			F	Bus Engine 170C(XN1T)	810010	Outer Joint		28	27	63	112.5	63		I	
	1991.02- 1994.03			F	Box Engine 170C(XN1T)	810010	Outer Joint		28	27	63	112.5	63		I	
	1991.02- 1994.02	MT	L	F	Bus Engine 170C(XN1T)	210034	Drive Shaft		28	25	63	112.5	701			
	1991.02- 1994.03	MT	L	F	Box Engine 170C(XN1T)	210034	Drive Shaft		28	25	63	112.5	701			
2.0 E (58 kW)	1981.09- 1994.02	MT	R	F	Bus Engine 170A(XN1T)/170B(XN1T)	210068	Drive Shaft		28	25	63	112.5	1068			
	1981.09- 1994.03	MT	R	F	Box Engine 170A(XN1T)/170B(XN1T)	210068	Drive Shaft		28	25	63	112.5	1068			
	1981.09- 1994.02			F	Bus Engine 170A(XN1T)/170B(XN1T)	810010	Outer Joint		28	27	63	112.5	63		I	
	1981.09- 1994.03			F	Box Engine 170A(XN1T)/170B(XN1T)	810010	Outer Joint		28	27	63	112.5	63		I	
	1981.09- 1994.02	MT	L	F	Bus Engine 170A(XN1T)/170B(XN1T)	210034	Drive Shaft		28	25	63	112.5	701			
	1981.09- 1994.03	MT	L	F	Box Engine 170A(XN1T)/170B(XN1T)	210034	Drive Shaft		28	25	63	112.5	701			
2.5 D (54 kW)	1985.10- 1994.02	MT	R	F	Bus Engine CRD93L(U25-661)	210068	Drive Shaft		28	25	63	112.5	1068			
	1985.10- 1994.02			F	Bus Engine CRD93L(U25-661)	810010	Outer Joint		28	27	63	112.5	63		I	
	1985.10- 1994.02	MT	L	F	Bus Engine CRD93L(U25-661)	210034	Drive Shaft		28	25	63	112.5	701			
2.5 D (55 kW)	1981.11- 1994.01			F	Box Engine CRD93L(U25-661)	810010	Outer Joint		28	27	63	112.5	63		I	
	1981.11- 1994.01			F	Bus	810010	Outer Joint		28	27	63	112.5	63		I	
	1983.11- 1994.01			F	Platform/Chassis Engine CRD93L(U25-661)	810010	Outer Joint		28	27	63	112.5	63		I	
2.5 D 4x4 (54 kW)	1987.01- 1994.02				All-wheel Drive Bus Engine CRD93L(U25-661)	810010	Outer Joint		28	27	63	112.5	63		I	
2.5 D 4x4 (55 kW)	1983.11- 1986.12				All-wheel Drive Box	810010	Outer Joint		28	27	63	112.5	63		I	
2.5 D Turbo (70 kW)	1987.08- 1994.02	MT	R	F	Bus Engine CRD93LS(U25-673)	210068	Drive Shaft		28	25	63	112.5	1068			
	1987.08- 1994.02			F	Bus Engine CRD93LS(U25-673)	810010	Outer Joint		28	27	63	112.5	63		I	
	1987.08- 1994.02	MT	L	F	Bus Engine CRD93LS(U25-673)	210034	Drive Shaft		28	25	63	112.5	701			
2.5 D Turbo 4x4 (70 kW)	1987.08- 1994.02	MT	R	F	All-wheel Drive Bus Engine CRD93LS(U25-673)	210068	Drive Shaft		28	25	63	112.5	1068			
	1987.08- 1994.02				All-wheel Drive Bus Engine CRD93LS(U25-673)	810010	Outer Joint		28	27	63	112.5	63		I	
	1987.08- 1994.02	MT	L		All-wheel Drive Bus Engine CRD93LS(U25-673)	210034	Drive Shaft		28	25	63	112.5	701			
2.5 DT (70 kW)	1987.01- 1994.01			F	Platform/Chassis Engine CRD93LS(U25-673)	810010	Outer Joint		28	27	63	112.5	63		I	
	1991.08- 1994.01			F	Box Engine CRD93LS(U25-673)	810010	Outer Joint		28	27	63	112.5	63		I	
2.5 DT 4x4 (70 kW)	1991.08- 1994.01				All-wheel Drive Box Engine CRD93LS(U25-673)	810010	Outer Joint		28	27	63	112.5	63		I	
C3 I (FC_)																
1.1 i (44 kW)	2002.02-		L	F	Hatchback Engine HFX(TU1JP)	210030	Drive Shaft		21	22	48	86.5	643			
	2002.02-		R	F	Hatchback Engine HFX(TU1JP)	210031	Drive Shaft		21	22	48	86.5	841			
	2002.02-			F	Hatchback Engine HFX(TU1JP)	810026	Outer Joint		21	21	48	86.5	54		I	
1.4 16V (65 kW)	2004.01- 2006.09			F	Hatchback Engine KFU(ET3J4)	845057	Outer Joint		21	22	48	86.5	54		I	
	2004.01- 2006.09		L	F	Hatchback Engine KFU(ET3J4)	210146	Drive Shaft		21	22	48	86.5	642			
	2004.01- 2006.09		R	F	Hatchback Engine KFU(ET3J4)	210144	Drive Shaft		21	22	48	86.5	843			
1.4 16V HDi (66 kW)	2002.02-			F	Hatchback Engine 8HY(DV4TED4)	845057	Outer Joint		21	22	48	86.5	54		I	
	2002.02-		L	F	Hatchback Engine 8HY(DV4TED4)	210001	Drive Shaft		21	22	48	86.5	636			
	2002.02-		R	F	Hatchback Engine 8HY(DV4TED4)	210002	Drive Shaft		21	22	48	86.5	852			
	2002.02-		L	F	Hatchback Engine 8HY(DV4TED4)	210147	Drive Shaft		21	24	48	86.5	633			
	2002.02-		R	F	Hatchback Engine 8HY(DV4TED4)	245103	Drive Shaft		21	24	48	86.5	854			
	2002.02-			F	Hatchback Engine 8HY(DV4TED4)	810026	Outer Joint		21	21	48	86.5	54		I	
1.4 HDi (50 kW)	2002.02-		L	F	Hatchback Engine 8HX(DV4TD)	210001	Drive Shaft		21	22	48	86.5	636			
	2002.02-		R	F	Hatchback Engine 8HX(DV4TD)	210002	Drive Shaft		21	22	48	86.5	852			





	 YEAR	TRANSM	L/R	F/R	REMARKS	GSP Ref.	 PRODUCT	 ABS	Technical Specifications									
									A	B	C	H	L	P				
CITROEN C3 I (FC_)																		
1.4 HDi (50 kW)	2002.02-		L	F	Hatchback Engine 8HX(DV4TD)	210147	Drive Shaft		21	24	48	86.5	633					
	2002.02-		R	F	Hatchback Engine 8HX(DV4TD)	245103	Drive Shaft		21	24	48	86.5	854					
	2002.02-			F	Hatchback Engine 8HX(DV4TD)	810026	Outer Joint		21	21	48	86.5	54	I				
	2002.02-		L	F	Hatchback Engine 8HX(DV4TD)	210276	Drive Shaft		21	22	48	86.5	643					
	2002.02-		R	F	Hatchback Engine 8HX(DV4TD)	210259	Drive Shaft		21	22	48.5	86	849					
1.4 i (54 kW)	2008.01-	MT	L	F	Hatchback Engine KFV(TU3JP)/KFV(TU3A)	210030	Drive Shaft		21	22	48	86.5	643					
	2008.01-		R	F	Hatchback Engine KFV(TU3JP)/KFV(TU3A)	210031	Drive Shaft		21	22	48	86.5	841					
	2008.01-	AT	L	F	Hatchback Engine KFV(TU3JP)/KFV(TU3A)	210181	Drive Shaft		21	26	48.5	86	618					
	2008.01-	AT	R	F	Hatchback Engine KFV(TU3JP)/KFV(TU3A)	210206	Drive Shaft		21	26	48.5	86	754					
	2008.01-	MT/AT		F	Hatchback Engine KFV(TU3JP)/KFV(TU3A)	810026	Outer Joint		21	21	48	86.5	54	I				
1.4 i Bivalent (54 kW)	2002.02-	MT	L	F	Hatchback Engine KFV(TU3JP)	210030	Drive Shaft		21	22	48	86.5	643					
	2002.02-	MT	R	F	Hatchback Engine KFV(TU3JP)	210031	Drive Shaft		21	22	48	86.5	841					
	2002.02-	AT	L	F	Hatchback Engine KFV(TU3JP)	210181	Drive Shaft		21	26	48.5	86	618					
	2002.02-	AT	R	F	Hatchback Engine KFV(TU3JP)	210206	Drive Shaft		21	26	48.5	86	754					
	2002.02-	MT/AT		F	Hatchback Engine KFV(TU3JP)	810026	Outer Joint		21	21	48	86.5	54	I				
1.6 16V (80 kW)	2002.02-			F	Hatchback Engine NFU(TU5JP4)	845057	Outer Joint		21	22	48	86.5	54	I				
	2002.02-		R	F	Hatchback Engine NFU(TU5JP4)	210144	Drive Shaft		21	22	48	86.5	843					
	2002.02-		L	F	Hatchback Engine NFU(TU5JP4)	210241	Drive Shaft		21	22	48	86.5	642					
	2002.02-		R	F	Hatchback Engine NFU(TU5JP4)	210242	Drive Shaft		21	22	48	86.5	844					
1.6 16V HDi (66 kW)	2005.05- 2008.03			F	Hatchback Engine 9HX(DV6ATED4)	845057	Outer Joint		21	22	48	86.5	54	I				
	2005.05- 2008.03		L	F	Hatchback Engine 9HX(DV6ATED4)	210147	Drive Shaft		21	24	48	86.5	633					
	2005.05- 2008.03		R	F	Hatchback Engine 9HX(DV6ATED4)	245103	Drive Shaft		21	24	48	86.5	854					
1.6 16V HDi (80 kW)	2005.10- 2008.03			F	Hatchback Engine DV6TED4	845057	Outer Joint		21	22	48	86.5	54	I				
C3 II																		
1.4 HDi (50 kW)	2009.11-		L	F	Hatchback Engine 8HR(DV4C)/8HZ(DV4TD)	210311	Drive Shaft		21	22	48	86.5	647					
	2009.11-		R	F	Hatchback Engine 8HR(DV4C)/8HZ(DV4TD)	299271	Drive Shaft		21	22	48	86.5	858					
1.4 VTi (70 kW)	2009.11-		L	F	Hatchback Engine 8FP(EP3)	210311	Drive Shaft		21	22	48	86.5	647					
	2009.11-		R	F	Hatchback Engine 8FP(EP3)	299271	Drive Shaft		21	22	48	86.5	858					
C3 PICASSO																		
1.6 HDi (66 kW)	2009.02-			F	MPV Engine 9HX(DV6ATED4)	810067	Outer Joint	48W	25	34	58.5	79	55	I				
1.6 HDi (80 kW)	2009.02-			F	MPV Engine 9HZ(DV6TED4)	810067	Outer Joint	48W	25	34	58.5	79	55	I				
C3 PLURIEL (HB_)																		
1.4 (54 kW)	2003.05-	MT	L	F	Convertible Engine KFV(TU3JP)	210030	Drive Shaft		21	22	48	86.5	643					
	2003.05-	MT	R	F	Convertible Engine KFV(TU3JP)	210031	Drive Shaft		21	22	48	86.5	841					
	2003.05-	AT	L	F	Convertible Engine KFV(TU3JP)	210181	Drive Shaft		21	26	48.5	86	618					
	2003.05-	AT	R	F	Convertible Engine KFV(TU3JP)	210206	Drive Shaft		21	26	48.5	86	754					
	2003.05-	MT/AT		F	Convertible Engine KFV(TU3JP)	810026	Outer Joint		21	21	48	86.5	54	I				
	2003.05-			F	Convertible Engine KFV(TU3JP)	810077	Outer Joint		21	28	49	86	56.5	O				
1.4 HDi (50 kW)	2005.10- 2006.11			F	Convertible Engine 8HX(DV4TD)	845057	Outer Joint		21	22	48	86.5	54	I				
	2005.10- 2006.11		L	F	Convertible Engine 8HX(DV4TD)	210147	Drive Shaft		21	24	48	86.5	633					
	2005.10- 2006.11		R	F	Convertible Engine 8HX(DV4TD)	245103	Drive Shaft		21	24	48	86.5	854					
	2005.10- 2006.11			F	Convertible Engine 8HX(DV4TD)	810026	Outer Joint		21	21	48	86.5	54	I				
	2005.10- 2006.11		L	F	Convertible Engine 8HX(DV4TD)	210276	Drive Shaft		21	22	48	86.5	643					
	2005.10- 2006.11		R	F	Convertible Engine 8HX(DV4TD)	210259	Drive Shaft		21	22	48.5	86	849					
1.4 Hybrid (54 kW)	2006.01- 2008.04			F	Convertible Engine KFV(TU3JP)	810077	Outer Joint		21	28	49	86	56.5	O				
1.6 (80 kW)	2003.05-			F	Convertible Engine NFU(TU5JP4)	845057	Outer Joint		21	22	48	86.5	54	I				
	2003.05-		R	F	Convertible Engine NFU(TU5JP4)	210144	Drive Shaft		21	22	48	86.5	843					
	2003.05-		L	F	Convertible Engine NFU(TU5JP4)	210241	Drive Shaft		21	22	48	86.5	642					
	2003.05-		R	F	Convertible Engine NFU(TU5JP4)	210242	Drive Shaft		21	22	48	86.5	844					
C4																		
1.6 16V (80 kW)	2006.07-			F	Saloon Engine NFU(TU5JP4)	810025	Outer Joint		25	22	60	80	54	I				
1.6 HDi (80 kW)	2006.07-			F	Saloon Engine DV6TED4	810028	Outer Joint		25	34	58	89	56	I				
2.0 16V (103 kW)	2006.07-			F	Saloon Engine RFJ(EW10A)	810028	Outer Joint		25	34	58	89	56	I				
C4 (LA_)																		
1.4 16V (65 kW)	2004.11-	MT	L	F	Coupe Engine KFU(ET3J4)	245119	Drive Shaft		25	22	58.5	79.5	633					
	2004.11-	MT	R	F	Coupe Engine KFU(ET3J4)	245113	Drive Shaft		25	22	58.5	79.5	915					
	2004.11-			F	Coupe Engine KFU(ET3J4)	810025	Outer Joint		25	22	60	80	54	I				
	2004.11-	AT	L	F	Coupe Engine KFU(ET3J4)	210255	Drive Shaft		25	24	58.5	79	616					
	2004.11-	MT	L	F	Coupe Engine KFU(ET3J4)	245126	Drive Shaft		25	24	58.5	89	630					
	2004.11-	MT	R	F	Coupe Engine KFU(ET3J4)	245104	Drive Shaft		25	24	58	79	925					
	2004.11-	AT	R	F	Coupe Engine KFU(ET3J4)	210254	Drive Shaft		25	24	58.5	79	939					





	 YEAR	TRANSM	L/R	F/R	REMARKS	GSP Ref.	 PRODUCT	 ABS	Technical Specifications					
									A	B	C	H	L	P
CITROEN C4 (LA_)														
1.6 16V (80 kW)	2004.11-	MT	L	F	Coupe Engine NFU(TU5JP4)	245119	Drive Shaft		25	22	58.5	79.5	633	
	2004.11-	MT	R	F	Coupe Engine NFU(TU5JP4)	245113	Drive Shaft		25	22	58.5	79.5	915	
	2004.11-			F	Coupe Engine NFU(TU5JP4)	810025	Outer Joint		25	22	60	80	54	I
	2004.11-	MT	L	F	Coupe Engine NFU(TU5JP4)	245126	Drive Shaft		25	24	58.5	89	630	
	2004.11-	MT	R	F	Coupe Engine NFU(TU5JP4)	245104	Drive Shaft		25	24	58	79	925	
1.6 HDi (66 kW)	2004.11-	MT	L	F	Coupe Engine 9HX(DV6ATED4)	245105	Drive Shaft		25	24	58	79	625	
	2004.11-			F	Coupe Engine 9HX(DV6ATED4)	810028	Outer Joint		25	34	58	89	56	I
	2004.11-	MT	R	F	Coupe Engine 9HX(DV6ATED4)	245104	Drive Shaft		25	24	58	79	925	
1.6 HDi (80 kW)	2006.02-	MT	L	F	Coupe Engine 9HY(DV6TED4)/9HZ(DV6TED4)	245105	Drive Shaft		25	24	58	79	625	
	2006.02-			F	Coupe Engine 9HY(DV6TED4)/9HZ(DV6TED4)	810028	Outer Joint		25	34	58	89	56	I
	2006.02-		L	F	Coupe Engine 9HY(DV6TED4)/9HZ(DV6TED4)	210255	Drive Shaft		25	24	58.5	79	616	
	2006.02-	MT	R	F	Coupe Engine 9HY(DV6TED4)/9HZ(DV6TED4)	245104	Drive Shaft		25	24	58	79	925	
	2006.02-	AT	R	F	Coupe Engine 9HY(DV6TED4)/9HZ(DV6TED4)	210254	Drive Shaft		25	24	58.5	79	939	
2.0 16V (100 kW)	2004.11-	MT	L	F	Coupe Engine RFN(EW10J4)	245105	Drive Shaft		25	24	58	79	625	
	2004.11-			F	Coupe Engine RFN(EW10J4)	810028	Outer Joint		25	34	58	89	56	I
	2004.11-	MT	R	F	Coupe Engine RFN(EW10J4)	245104	Drive Shaft		25	24	58	79	925	
2.0 16V (130 kW)	2004.11-	MT	L	F	Coupe Engine RFK(EW10J4S)	245105	Drive Shaft		25	24	58	79	625	
	2004.11-	MT	R	F	Coupe Engine RFK(EW10J4S)	245104	Drive Shaft		25	24	58	79	925	
2.0 HDi (100 kW)	2004.11-	6MT	L	F	Coupe Engine RHR(DW10BTED4)	210268	Drive Shaft		25	37	58.5	89	621	
	2004.11-	6MT	R	F	Coupe Engine RHR(DW10BTED4)	210277	Drive Shaft		25	37	58.5	89	919	
	2004.11-			F	Coupe Engine RHR(DW10BTED4)	810085	Outer Joint		25	39	59	89	63.5	I
C4 GRAND PICASSO I (UA_)														
1.6 16V (110 kW)	2008.10-		L	F	MPV Engine 5FX(EP6DT)	210255	Drive Shaft		25	24	58.5	79	616	
	2008.10-		R	F	MPV Engine 5FX(EP6DT)	210254	Drive Shaft		25	24	58.5	79	939	
1.6 HDi (80 kW)	2006.12-		L	F	MPV Engine 9HY(DV6TED4)/9HZ(DV6TED4)	245105	Drive Shaft		25	24	58	79	625	
	2006.12-	MT	L	F	MPV Engine 9HY(DV6TED4)/9HZ(DV6TED4)	210255	Drive Shaft		25	24	58.5	79	616	
	2006.12-	AT	R	F	MPV Engine 9HY(DV6TED4)/9HZ(DV6TED4)	210254	Drive Shaft		25	24	58.5	79	939	
	2006.12-		R	F	MPV Engine 9HY(DV6TED4)/9HZ(DV6TED4)	245104	Drive Shaft		25	24	58	79	925	
1.6 HDi (82 kW)	2010.09-	AT	L	F	MPV Engine 9HR(DV6C)/9HL(DV6C)	210255	Drive Shaft		25	24	58.5	79	616	
	2010.09-	AT	L	F	MPV Engine 9HL(DV6C)	210255	Drive Shaft		25	24	58.5	79	616	
	2010.09-	AT	R	F	MPV Engine 9HR(DV6C)/9HL(DV6C)	210254	Drive Shaft		25	24	58.5	79	939	
	2010.09-	AT	R	F	MPV Engine 9HL(DV6C)	210254	Drive Shaft		25	24	58.5	79	939	
1.6 THP (115 kW)	2010.09-		L	F	MPV Engine 5FV(EP6CDT)	210255	Drive Shaft		25	24	58.5	79	616	
	2010.09-		R	F	MPV Engine 5FV(EP6CDT)	210254	Drive Shaft		25	24	58.5	79	939	
1.6 VTi (88 kW)	2008.07-		L	F	MPV Engine 5FW(EP6)	245105	Drive Shaft		25	24	58	79	625	
	2008.07-		R	F	MPV Engine 5FW(EP6)	245104	Drive Shaft		25	24	58	79	925	
1.8 i 16V (92 kW)	2006.12-		L	F	MPV Engine 6FY(EW7A)	245105	Drive Shaft		25	24	58	79	625	
	2006.12-		R	F	MPV Engine 6FY(EW7A)	245104	Drive Shaft		25	24	58	79	925	
2.0 i 16V (103 kW)	2006.12-	MT	R	F	MPV Engine RFJ(EW10A)	210254	Drive Shaft		25	24	58.5	79	939	
C4 I (LC_)														
1.4 16V (65 kW)	2004.11-	MT	L	F	Hatchback Engine KFU(ET3J4)	245119	Drive Shaft		25	22	58.5	79.5	633	
	2004.11-	MT	R	F	Hatchback Engine KFU(ET3J4)	245113	Drive Shaft		25	22	58.5	79.5	915	
	2004.11-			F	Hatchback Engine KFU(ET3J4)	810025	Outer Joint		25	22	60	80	54	I
	2004.11-	MT	L	F	Hatchback Engine KFU(ET3J4)	245126	Drive Shaft		25	24	58.5	89	630	
	2004.11-	AT	L	F	Hatchback Engine KFU(ET3J4)	210255	Drive Shaft		25	24	58.5	79	616	
	2004.11-	MT	R	F	Hatchback Engine KFU(ET3J4)	245104	Drive Shaft		25	24	58	79	925	
	2004.11-	AT	R	F	Hatchback Engine KFU(ET3J4)	210254	Drive Shaft		25	24	58.5	79	939	
1.6 16V (80 kW)	2004.11-	MT	L	F	Hatchback Engine NFU(TU5JP4)	245119	Drive Shaft		25	22	58.5	79.5	633	
	2004.11-	MT	R	F	Hatchback Engine NFU(TU5JP4)	245113	Drive Shaft		25	22	58.5	79.5	915	
	2004.11-			F	Hatchback Engine NFU(TU5JP4)	810025	Outer Joint		25	22	60	80	54	I
	2004.11-	MT	L	F	Hatchback Engine NFU(TU5JP4)	245126	Drive Shaft		25	24	58.5	89	630	
	2004.11-	MT	R	F	Hatchback Engine NFU(TU5JP4)	245104	Drive Shaft		25	24	58	79	925	
1.6 HDi (66 kW)	2004.11-	MT	L	F	Hatchback Engine 9HX(DV6ATED4)	245105	Drive Shaft		25	24	58	79	625	
	2004.11-			F	Hatchback Engine 9HX(DV6ATED4)	810028	Outer Joint		25	34	58	89	56	I
	2004.11-	MT	R	F	Hatchback Engine 9HX(DV6ATED4)	245104	Drive Shaft		25	24	58	79	925	
1.6 HDi (80 kW)	2004.11-	MT	L	F	Hatchback Engine 9HY(DV6TED4)/9HZ(DV6TED4)	245105	Drive Shaft		25	24	58	79	625	
	2004.11-			F	Hatchback Engine 9HY(DV6TED4)/9HZ(DV6TED4)	810028	Outer Joint		25	34	58	89	56	I
	2004.11-	MT	R	F	Hatchback Engine 9HY(DV6TED4)/9HZ(DV6TED4)	245104	Drive Shaft		25	24	58	79	925	
1.6 VTi (88 kW)	2008.07-		L	F	Hatchback Engine 5FW(EP6)	245105	Drive Shaft		25	24	58	79	625	
	2008.07-		R	F	Hatchback Engine 5FW(EP6)	245104	Drive Shaft		25	24	58	79	925	
2.0 16V (100 kW)	2004.11-	MT	L	F	Hatchback Engine RFN(EW10J4)	245105	Drive Shaft		25	24	58	79	625	
	2004.11-			F	Hatchback Engine RFN(EW10J4)	810028	Outer Joint		25	34	58	89	56	I





	 YEAR	TRANSM	L/R	F/R	REMARKS	GSP Ref.	 PRODUCT	 ABS	Technical Specifications								
									A	B	C	H	L	P			
CITROEN																	
C4 I (LC_)																	
2.0 16V (100 kW)	2004.11-	MT	R	F	Hatchback Engine RFN(EW10J4)	245104	Drive Shaft		25	24	58	79	925				
2.0 16V (103 kW)	2004.11-	MT	L	F	Hatchback Engine RFJ(EW10A)	245105	Drive Shaft		25	24	58	79	625				
	2004.11-			F	Hatchback Engine RFJ(EW10A)	810028	Outer Joint		25	34	58	89	56	I			
	2004.11-	MT	R	F	Hatchback Engine RFJ(EW10A)	245104	Drive Shaft		25	24	58	79	925				
2.0 16V (130 kW)	2004.11-	MT	L	F	Hatchback Engine RFK(EW10J4S)	245105	Drive Shaft		25	24	58	79	625				
	2004.11-	MT	R	F	Hatchback Engine RFK(EW10J4S)	245104	Drive Shaft		25	24	58	79	925				
2.0 HDi (100 kW)	2006.02- 2007.10	6MT	L	F	Hatchback Engine RHR(DW10BTED4)	210268	Drive Shaft		25	37	58.5	89	621				
	2006.02- 2007.10	6MT	R	F	Hatchback Engine RHR(DW10BTED4)	210277	Drive Shaft		25	37	58.5	89	919				
	2006.02- 2007.10			F	Hatchback Engine RHR(DW10BTED4)	810085	Outer Joint		25	39	59	89	63.5	I			
2.0 HDi (103 kW)	2008.07-		L	F	Hatchback Engine RHF(DW10BTED4)	210268	Drive Shaft		25	37	58.5	89	621				
	2008.07-		R	F	Hatchback Engine RHF(DW10BTED4)	210277	Drive Shaft		25	37	58.5	89	919				
C4 II (B7)																	
1.6 HDi (84 kW)	2012.07-	MT	L	F	Hatchback Engine 9HR(DV6C)	210255	Drive Shaft		25	24	58.5	79	616				
	2012.07-	MT	R	F	Hatchback Engine 9HR(DV6C)	210254	Drive Shaft		25	24	58.5	79	939				
C4 PICASSO I (UD_)																	
1.6 16V (110 kW)	2008.07-		L	F	MPV Engine 5FX(EP6DT)	210255	Drive Shaft		25	24	58.5	79	616				
	2008.07-		R	F	MPV Engine 5FX(EP6DT)	210254	Drive Shaft		25	24	58.5	79	939				
1.6 HDi (80 kW)	2007.03-		L	F	MPV Engine 9HY(DV6TED4)/9HZ(DV6TED4)	245105	Drive Shaft		25	24	58	79	625				
	2007.03-	AT	L	F	MPV Engine 9HY(DV6TED4)/9HZ(DV6TED4)	210255	Drive Shaft		25	24	58.5	79	616				
	2007.03-	AT	R	F	MPV Engine 9HY(DV6TED4)/9HZ(DV6TED4)	210254	Drive Shaft		25	24	58.5	79	939				
1.6 HDi (82 kW)	2010.09-	AT	L	F	MPV Engine 9HR(DV6C)	210255	Drive Shaft		25	24	58.5	79	616				
	2010.09-	AT	L	F	MPV Engine 9HL(DV6C)	210255	Drive Shaft		25	24	58.5	79	616				
	2010.09-	AT	R	F	MPV Engine 9HR(DV6C)	210254	Drive Shaft		25	24	58.5	79	939				
1.6 THP (115 kW)	2010.09-		L	F	MPV Engine 5FV(EP6CDT)	210255	Drive Shaft		25	24	58.5	79	616				
	2010.09-		R	F	MPV Engine 5FV(EP6CDT)	210254	Drive Shaft		25	24	58.5	79	939				
1.6 VTi (88 kW)	2008.07-		L	F	MPV Engine 5FW(EP6)	245105	Drive Shaft		25	24	58	79	625				
	2008.07-		R	F	MPV Engine 5FW(EP6)	245104	Drive Shaft		25	24	58	79	925				
1.8 i 16V (92 kW)	2007.03-		L	F	MPV Engine 6FY(EW7A)	245105	Drive Shaft		25	24	58	79	625				
	2007.03-		R	F	MPV Engine 6FY(EW7A)	245104	Drive Shaft		25	24	58	79	925				
2.0 i 16V (103 kW)	2007.03-	MT	R	F	MPV Engine RFJ(EW10A)	210254	Drive Shaft		25	24	58.5	79	939				
C5 I (DC_)																	
1.8 16V (85 kW)	2001.03- 2004.08	MT		F	Hatchback Engine 6FZ(EW7J4)	845038	Outer Joint		25	34	58.5	89	55	I			
	2001.03- 2004.08	MT	L	F	Hatchback Engine 6FZ(EW7J4)	210192	Drive Shaft		25	24	58.5	89	655				
	2001.03- 2004.08	MT	R	F	Hatchback Engine 6FZ(EW7J4)	210143	Drive Shaft		25	24	58.5	89	936				
2.0 16V (100 kW)	2001.03- 2004.08			F	Hatchback Engine RFN(EW10J4)	845038	Outer Joint		25	34	58.5	89	55	I			
	2001.03- 2004.08	MT	R	F	Hatchback Engine RFN(EW10J4)	210143	Drive Shaft		25	24	58.5	89	936				
	2001.03- 2004.08	MT	L	F	Hatchback Engine RFN(EW10J4)	210142	Drive Shaft		25	24	58.5	89	648				
2.0 16V HPi (103 kW)	2001.03- 2004.08			F	Hatchback Engine RLZ(EW10D)	845038	Outer Joint		25	34	58.5	89	55	I			
	2001.03- 2004.08	MT	R	F	Hatchback Engine RLZ(EW10D)	210143	Drive Shaft		25	24	58.5	89	936				
	2001.03- 2004.08	MT	L	F	Hatchback Engine RLZ(EW10D)	210142	Drive Shaft		25	24	58.5	89	648				
2.0 HDi (66 kW)	2001.03- 2004.08		R	F	Hatchback Engine RHY(DW10TD)	210143	Drive Shaft		25	24	58.5	89	936				
	2001.03- 2004.08		L	F	Hatchback Engine RHY(DW10TD)	210142	Drive Shaft		25	24	58.5	89	648				
2.0 HDi (80 kW)	2001.03- 2004.08	MT	L	F	Hatchback Engine RHZ(DW10ATED)	210141	Drive Shaft		25	37	58.5	89	638				
	2001.03- 2004.08	MT	R	F	Hatchback Engine RHZ(DW10ATED)	210139	Drive Shaft		25	37	58.5	89	944				
2.2 HDi (98 kW)	2001.03- 2004.08	MT		F	Hatchback Engine 4HX(DW12TED4/FAP)	845038	Outer Joint		25	34	58.5	89	55	I			
	2001.03- 2004.08	MT	L	F	Hatchback Engine 4HX(DW12TED4/FAP)	210121	Drive Shaft		25	37	58.5	89	628				
	2001.03- 2004.08	MT	R	F	Hatchback Engine 4HX(DW12TED4/FAP)	210140	Drive Shaft		25	37	58.5	89	948				
	2001.03- 2004.08	AT	L	F	Hatchback Engine 4HX(DW12TED4/FAP)	210207	Drive Shaft		25	37	58.5	89	602				
	2001.03- 2004.08	AT	R	F	Hatchback Engine 4HX(DW12TED4/FAP)	210208	Drive Shaft		25	37	58.5	89	908				
	2001.03- 2004.08			F	Hatchback Engine 4HX(DW12TED4/FAP)	810075	Outer Joint		25	26	58.5	89	63	M			
3.0 V6 (152 kW)	2001.03- 2004.08	MT	L	F	Hatchback Engine XFX(ES9J4S)	210141	Drive Shaft		25	37	58.5	89	638				
	2001.03- 2004.08	MT	R	F	Hatchback Engine XFX(ES9J4S)	210139	Drive Shaft		25	37	58.5	89	944				
	2001.03- 2004.08			F	Hatchback Engine XFX(ES9J4S)	810075	Outer Joint		25	26	58.5	89	63	M			
C5 I (DE_)																	
1.8 16V (85 kW)	2001.06- 2004.08	MT		F	Estate Engine 6FZ(EW7J4)	845038	Outer Joint		25	34	58.5	89	55	I			
	2001.06- 2004.08	MT	L	F	Estate Engine 6FZ(EW7J4)	210192	Drive Shaft		25	24	58.5	89	655				
	2001.06- 2004.08	MT	R	F	Estate Engine 6FZ(EW7J4)	210143	Drive Shaft		25	24	58.5	89	936				
2.0 16V (100 kW)	2001.06- 2004.08			F	Estate Engine RFN(EW10J4)	845038	Outer Joint		25	34	58.5	89	55	I			
	2001.06- 2004.08	MT	R	F	Estate Engine RFN(EW10J4)	210143	Drive Shaft		25	24	58.5	89	936				
	2001.06- 2004.08	MT	L	F	Estate Engine RFN(EW10J4)	210142	Drive Shaft		25	24	58.5	89	648				





	 YEAR	TRANSM	L/R	F/R	REMARKS	GSP Ref.	 PRODUCT	 ABS	Technical Specifications							
									A	B	C	H	L	P		
CITROEN C5 I (DE_)																
2.0 16V HPi (103 kW)	2001.06- 2004.08			F	Estate Engine RLZ(EW10D)	845038	Outer Joint		25	34	58.5	89	55	I		
	2001.06- 2004.08	MT	R	F	Estate Engine RLZ(EW10D)	210143	Drive Shaft		25	24	58.5	89	936			
	2001.06- 2004.08	MT	L	F	Estate Engine RLZ(EW10D)	210142	Drive Shaft		25	24	58.5	89	648			
2.0 HDi (66 kW)	2001.06- 2004.08			F	Estate Engine RHY(DW10TD)	210143	Drive Shaft		25	24	58.5	89	936			
	2001.06- 2004.08		L	F	Estate Engine RHY(DW10TD)	210142	Drive Shaft		25	24	58.5	89	648			
2.0 HDi (79 kW)	2001.06- 2004.08	MT	L	F	Estate Engine RHS(DW10ATED)/RHZ(DW10ATED)	210121	Drive Shaft		25	37	58.5	89	628			
	2001.06- 2004.08	MT	R	F	Estate Engine RHS(DW10ATED)/RHZ(DW10ATED)	210140	Drive Shaft		25	37	58.5	89	948			
2.2 HDi (98 kW)	2001.06- 2004.08	MT		F	Estate Engine 4HX(DW12TED4/FAP)	845038	Outer Joint		25	34	58.5	89	55	I		
	2001.06- 2004.08	MT	L	F	Estate Engine 4HX(DW12TED4/FAP)	210121	Drive Shaft		25	37	58.5	89	628			
	2001.06- 2004.08	MT	R	F	Estate Engine 4HX(DW12TED4/FAP)	210140	Drive Shaft		25	37	58.5	89	948			
	2001.06- 2004.08	AT	L	F	Estate Engine 4HX(DW12TED4/FAP)	210207	Drive Shaft		25	37	58.5	89	602			
	2001.06- 2004.08	AT	R	F	Estate Engine 4HX(DW12TED4/FAP)	210208	Drive Shaft		25	37	58.5	89	908			
	2001.06- 2004.08			F	Estate Engine 4HX(DW12TED4/FAP)	810075	Outer Joint		25	26	58.5	89	63	M		
3.0 V6 (152 kW)	2001.06- 2004.08	MT	L	F	Estate Engine XFX(ES9J4S)	210141	Drive Shaft		25	37	58.5	89	638			
	2001.06- 2004.08	MT	R	F	Estate Engine XFX(ES9J4S)	210139	Drive Shaft		25	37	58.5	89	944			
	2001.06- 2004.08			F	Estate Engine XFX(ES9J4S)	810075	Outer Joint		25	26	58.5	89	63	M		
C5 II (RC_)																
1.6 HDi (80 kW)	2004.09- 2007.06	MT		F	Hatchback Engine 9HY(DV6TED4)	845038	Outer Joint		25	34	58.5	89	55	I		
	2004.09- 2007.06		R	F	Hatchback Engine 9HY(DV6TED4)	210143	Drive Shaft		25	24	58.5	89	936			
	2004.09- 2007.06		L	F	Hatchback Engine 9HY(DV6TED4)	210142	Drive Shaft		25	24	58.5	89	648			
1.8 16V (85 kW)	2004.09- 2005.10			F	Hatchback Engine 6FZ(EW7J4)	845038	Outer Joint		25	34	58.5	89	55	I		
	2004.09- 2005.10		L	F	Hatchback Engine 6FZ(EW7J4)	210192	Drive Shaft		25	24	58.5	89	655			
	2004.09- 2005.10		R	F	Hatchback Engine 6FZ(EW7J4)	210143	Drive Shaft		25	24	58.5	89	936			
1.8 16V (92 kW)	2005.10- 2007.06			F	Hatchback Engine 6FY-EW7A	845038	Outer Joint		25	34	58.5	89	55	I		
	2005.10- 2007.06		L	F	Hatchback Engine 6FY-EW7A	210192	Drive Shaft		25	24	58.5	89	655			
	2005.10- 2007.06		R	F	Hatchback Engine 6FY-EW7A	210143	Drive Shaft		25	24	58.5	89	936			
2.0 16V (103 kW)	2004.09-			F	Hatchback Engine RFJ(EW10A)	845038	Outer Joint		25	34	58.5	89	55	I		
	2004.09-	MT	R	F	Hatchback Engine RFJ(EW10A)	210143	Drive Shaft		25	24	58.5	89	936			
	2004.09-	MT	L	F	Hatchback Engine RFJ(EW10A)	210142	Drive Shaft		25	24	58.5	89	648			
2.0 HDi (100 kW)	2007.12-	MT	R	F	Hatchback Engine RHR(DW10BTED4)	299197	Drive Shaft		25	37	58.5	89	947			
	2007.12-			F	Hatchback Engine RHR(DW10BTED4)	810096	Outer Joint		25	26	58.5	89	61.5	M		
2.2 HDi (125 kW)	2006.08-	MT	L	F	Hatchback Engine 4HT(DW12BTED4)	210312	Drive Shaft		25	37	58.5	89	625			
	2006.08-	MT	R	F	Hatchback Engine 4HT(DW12BTED4)	210313	Drive Shaft		25	37	58.5	89	950			
2.2 HDi (98 kW)	2004.09-	MT	L	F	Hatchback Engine 4HX(DW12TED4/FAP)	210312	Drive Shaft		25	37	58.5	89	625			
	2004.09-	MT	R	F	Hatchback Engine 4HX(DW12TED4/FAP)	210313	Drive Shaft		25	37	58.5	89	950			
C5 II BREAK (RE_)																
1.6 HDi (80 kW)	2004.09- 2007.06	MT		F	Estate Engine 9HY(DV6TED4)/9HZ(DV6TED4)	845038	Outer Joint		25	34	58.5	89	55	I		
	2004.09- 2007.06		R	F	Estate Engine 9HY(DV6TED4)/9HZ(DV6TED4)	210143	Drive Shaft		25	24	58.5	89	936			
	2004.09- 2007.06		L	F	Estate Engine 9HY(DV6TED4)/9HZ(DV6TED4)	210142	Drive Shaft		25	24	58.5	89	648			
1.8 16V (85 kW)	2004.09-			F	Estate Engine 6FZ(EW7J4)	845038	Outer Joint		25	34	58.5	89	55	I		
1.8 16V (92 kW)	2005.10- 2006.11			F	Estate Engine 6FY-EW7A	845038	Outer Joint		25	34	58.5	89	55	I		
2.0 16V (103 kW)	2004.09-			F	Estate Engine RFJ(EW10A)	845038	Outer Joint		25	34	58.5	89	55	I		
	2004.09-	MT	R	F	Estate Engine RFJ(EW10A)	210143	Drive Shaft		25	24	58.5	89	936			
	2004.09-	MT	L	F	Estate Engine RFJ(EW10A)	210142	Drive Shaft		25	24	58.5	89	648			
2.0 HDi (100 kW)	2004.09-	MT	R	F	Estate Engine RHR(DW10BTED4)	299197	Drive Shaft		25	37	58.5	89	947			
	2004.09-			F	Estate Engine RHR(DW10BTED4)	810096	Outer Joint		25	26	58.5	89	61.5	M		
2.2 HDi (125 kW)	2006.08-	MT	L	F	Estate Engine 4HT(DW12BTED4)	210312	Drive Shaft		25	37	58.5	89	625			
	2006.08-	MT	R	F	Estate Engine 4HT(DW12BTED4)	210313	Drive Shaft		25	37	58.5	89	950			
2.2 HDi (98 kW)	2004.09-	MT	L	F	Estate Engine 4HX(DW12TED4/FAP)	210312	Drive Shaft		25	37	58.5	89	625			
	2004.09-	MT	R	F	Estate Engine 4HX(DW12TED4/FAP)	210313	Drive Shaft		25	37	58.5	89	950			
C5 III (RD_)																
1.6 HDi (80 kW)	2008.02-			F	Saloon Engine 9HZ(DV6TED4)	810052	Outer Joint		28	34	58.5	92	55	I		
	2008.02-	5MT	L	F	Saloon Engine 9HZ(DV6TED4)	210310	Drive Shaft		28	24	59	91	670			
	2008.02-	5MT	R	F	Saloon Engine 9HZ(DV6TED4)	210265	Drive Shaft		28	24	59	91	951			
1.6 HDi (82 kW)	2010.07-			F	Saloon Engine 9HR(DV6C)	810052	Outer Joint		28	34	58.5	92	55	I		
1.8 16V (92 kW)	2008.02-			F	Saloon Engine 6FY(EW7A)	845038	Outer Joint		25	34	58.5	89	55	I		
	2008.02-	5MT	L	F	Saloon Engine 6FY(EW7A)	210310	Drive Shaft		28	24	59	91	670			
	2008.02-	5MT	R	F	Saloon Engine 6FY(EW7A)	210265	Drive Shaft		28	24	59	91	951			
2.0 16V (103 kW)	2008.02-			F	Saloon Engine RFJ(EW10A)	810052	Outer Joint		28	34	58.5	92	55	I		
	2008.02-	5MT	L	F	Saloon Engine RFJ(EW10A)	210310	Drive Shaft		28	24	59	91	670			
	2008.02-	5MT	R	F	Saloon Engine RFJ(EW10A)	210265	Drive Shaft		28	24	59	91	951			





	 YEAR	TRANSM	L/R	F/R	REMARKS	GSP Ref.	 PRODUCT	 ABS	Technical Specifications									
									A	B	C	H	L	P				
CITROEN C5 III (RD_)																		
2.0 HDi (100 kW)	2008.02-		L	F	Saloon Engine RHF(DW10BTED4)/RHR(DW10BTED4)	210001	Drive Shaft		21	22	48	86.5	636					
	2008.02-			F	Saloon Engine RHF(DW10BTED4)/RHR(DW10BTED4)	810098	Outer Joint		28	39	58.6	93	63	I				
2.2 HDi (125 kW)	2008.02-	6MT	L	F	Saloon Engine 4HT(DW12BTED4)	210314	Drive Shaft		28	37	59	91	655					
	2008.02-	6MT	R	F	Saloon Engine 4HT(DW12BTED4)	210320	Drive Shaft		28	37	59	91	980					
C5 III BREAK (TD_)																		
1.6 HDi (80 kW)	2008.02-			F	Estate Engine 9HZ(DV6TED4)	810052	Outer Joint		28	34	58.5	92	55	I				
	2008.02-		L	F	Estate Engine 9HZ(DV6TED4)	210310	Drive Shaft		28	24	59	91	670					
	2008.02-		R	F	Estate Engine 9HZ(DV6TED4)	210265	Drive Shaft		28	24	59	91	951					
1.6 HDi (82 kW)	2010.07-			F	Estate Engine 9HR(DV6C)	810052	Outer Joint		28	34	58.5	92	55	I				
1.8 16V (92 kW)	2008.02-			F	Estate Engine 6FY(EW7A)	845038	Outer Joint		25	34	58.5	89	55	I				
2.0 16V (103 kW)	2008.02-			F	Estate Engine RFJ(EW10A)	810052	Outer Joint		28	34	58.5	92	55	I				
	2008.02-	5MT	L	F	Estate Engine RFJ(EW10A)	210310	Drive Shaft		28	24	59	91	670					
	2008.02-	5MT	R	F	Estate Engine RFJ(EW10A)	210265	Drive Shaft		28	24	59	91	951					
2.0 HDi (100 kW)	2008.02-			F	Estate Engine RHR(DW10BTED4)	810098	Outer Joint		28	39	58.6	93	63	I				
2.2 HDi (120 kW)	2008.02-		L	F	Estate Engine 4HP(DW12BTED4)	210314	Drive Shaft		28	37	59	91	655					
	2008.02-		R	F	Estate Engine 4HP(DW12BTED4)	210320	Drive Shaft		28	37	59	91	980					
2.2 HDi (125 kW)	2008.02-	6MT	L	F	Estate Engine 4HT(DW12BTED4)	210314	Drive Shaft		28	37	59	91	655					
	2008.02-	6MT	R	F	Estate Engine 4HT(DW12BTED4)	210320	Drive Shaft		28	37	59	91	980					
C6 (TD_)																		
2.2 HDi (120 kW)	2006.06-	MT	L	F	Estate Engine 4HP(DW12BTED4)	210314	Drive Shaft		28	37	59	91	655					
	2006.06-	MT	R	F	Estate Engine 4HP(DW12BTED4)	210320	Drive Shaft		28	37	59	91	980					
2.2 HDi (125 kW)	2006.11-		L	F	Saloon Engine 4HT(DW12BTED4)	210314	Drive Shaft		28	37	59	91	655					
	2006.11-		R	F	Saloon Engine 4HT(DW12BTED4)	210320	Drive Shaft		28	37	59	91	980					
C8 (EA_, EB_)																		
2.0 HDi (100 kW)	2006.07- 2008.03	MT	R	F	MPV Engine RHR(DW10BTED4)	210313	Drive Shaft		25	37	58.5	89	950					
2.0 HDi (120 kW)	2006.03-	MT	R	F	MPV Engine RHE(DW10CTED4)/RHH(DW10CTED4)	210313	Drive Shaft		25	37	58.5	89	950					
2.0 HDi (79 kW)	2002.07-			F	MPV Engine RHM(DW10ATED4)/RHT(DW10ATED4)	817044	Outer Joint		27	28	58	81.5	62	M				
2.2 HDi (94 kW)	2002.07-			F	MPV Engine 4HW(DW12TED4)	810052	Outer Joint		28	34	58.5	92	55	I				
DISPATCH/JUMPY																		
2.0 HDi (100 kW)	2007.01-			F	Box Engine RHR(DW10BTED4)	810098	Outer Joint		28	39	58.6	93	63	I				
	2007.01-			F	MPV Engine RHR(DW10BTED4)	810098	Outer Joint		28	39	58.6	93	63	I				
2.0 HDi (120 kW)	2010.07-			F	Box Engine RHH(DW10CTED4)	810098	Outer Joint		28	39	58.6	93	63	I				
	2010.07-			F	MPV Engine RHH(DW10CTED4)	810098	Outer Joint		28	39	58.6	93	63	I				
2.0 HDi (88 kW)	2007.01-			F	Box Engine RHK(DW10UTED4)	810098	Outer Joint		28	39	58.6	93	63	I				
	2007.01-			F	MPV Engine RHK(DW10UTED4)	810098	Outer Joint		28	39	58.6	93	63	I				
DISPATCH/JUMPY (U6U)																		
1.6 (58 kW)	1995.10-			F	MPV Engine 1580SPI/220A2.000	810059	Outer Joint	48T	27	34	59	82	55	I				
	1995.10-			F	MPV Engine 1580SPI/220A2.000	810016	Outer Joint		27	34	59	82	55	I				
	1995.10-	MT	L	F	MPV Engine 1580SPI/220A2.000	210052	Drive Shaft		27	24	61	82	648					
	1995.10-	MT	R	F	MPV Engine 1580SPI/220A2.000	210120	Drive Shaft		27	24	59	82	928					
	1995.10-	MT	L	F	MPV Engine 1580SPI/220A2.000	210082	Drive Shaft	48T	27	24	59	82	648					
	1995.10-			F	MPV Engine 1580SPI/220A2.000	810018	Outer Joint	48T	27	34	61	82	55	I				
	1995.10-	MT	R	F	MPV Engine 1580SPI/220A2.000	210012	Drive Shaft	48T	27	24	64	80.5	928					
1.9 D (51 kW)	1995.10- 1998.04			F	MPV Engine D9B(XUD9A/U)	810059	Outer Joint	48T	27	34	59	82	55	I				
	1995.10- 1998.04			F	MPV Engine D9B(XUD9A/U)	810016	Outer Joint		27	34	59	82	55	I				
	1995.10- 1998.04	MT	L	F	MPV Engine D9B(XUD9A/U)	210052	Drive Shaft		27	24	61	82	648					
	1995.10- 1998.04	MT	R	F	MPV Engine D9B(XUD9A/U)	210120	Drive Shaft		27	24	59	82	928					
	1995.10- 1998.04	MT	L	F	MPV Engine D9B(XUD9A/U)	210082	Drive Shaft	48T	27	24	59	82	648					
	1995.10- 1998.04			F	MPV Engine D9B(XUD9A/U)	810018	Outer Joint	48T	27	34	61	82	55	I				
	1995.10- 1998.04	MT	R	F	MPV Engine D9B(XUD9A/U)	210012	Drive Shaft	48T	27	24	64	80.5	928					
	1998.04-	MT	L	F	MPV Engine WJZ(DW8)	210052	Drive Shaft		27	24	61	82	648					
	1998.04-	MT	R	F	MPV Engine WJZ(DW8)	210120	Drive Shaft		27	24	59	82	928					
	1998.04-	MT	L	F	MPV Engine WJZ(DW8)	210082	Drive Shaft	48T	27	24	59	82	648					
	1998.04-			F	MPV Engine WJZ(DW8)	810018	Outer Joint	48T	27	34	61	82	55	I				
	1998.04-	MT	R	F	MPV Engine WJZ(DW8)	210012	Drive Shaft	48T	27	24	64	80.5	928					
1.9 TD (66 kW)	1995.10-	MT	R	F	MPV Engine DHX(XUD9TF/BTF)	210155	Drive Shaft		27	37	59	82	947					
	1995.10-	MT	L	F	MPV Engine DHX(XUD9TF/BTF)	210016	Drive Shaft	48T	27	37	59	82	641					
	1995.10-			F	MPV Engine DHX(XUD9TF/BTF)	810014	Outer Joint		27	39	59	82	63	I				
	1995.10-	MT	R	F	MPV Engine DHX(XUD9TF/BTF)	210014	Drive Shaft	48T	27	37	59	82	947					
	1995.10-	MT	L	F	MPV Engine DHX(XUD9TF/BTF)	210072	Drive Shaft		27	37	59	82	641					
	1995.10-			F	MPV Engine DHX(XUD9TF/BTF)	810015	Outer Joint	48T	27	39	59	82	63	I				





	 YEAR	TRANSM	L/R	F/R	REMARKS	GSP Ref.	 PRODUCT	 ABS	Technical Specifications					
									A	B	C	H	L	P
CITROEN DISPATCH/JUMPY (U6U)														
1.9 TD (68 kW)	1996.04-	MT	R	F	MPV Engine D8B(XUD9TF)	210155	Drive Shaft		27	37	59	82	947	
	1996.04-	MT	L	F	MPV Engine D8B(XUD9TF)	210016	Drive Shaft	48T	27	37	59	82	641	
	1996.04-			F	MPV Engine D8B(XUD9TF)	810014	Outer Joint		27	39	59	82	63	I
	1996.04-	MT	R	F	MPV Engine D8B(XUD9TF)	210014	Drive Shaft	48T	27	37	59	82	947	
	1996.04-	MT	L	F	MPV Engine D8B(XUD9TF)	210072	Drive Shaft		27	37	59	82	641	
2.0 (100 kW)	1996.04-			F	MPV Engine D8B(XUD9TF)	810015	Outer Joint	48T	27	39	59	82	63	I
	2000.04- 2006.12	5MT	R	F	MPV Engine RFN(EW10J4)	210120	Drive Shaft		27	24	59	82	928	
	2000.04- 2006.12	5MT	L	F	MPV Engine RFN(EW10J4)	210082	Drive Shaft	48T	27	24	59	82	648	
2.0 HDi (69 kW)	2000.04- 2006.12			F	MPV Engine RFN(EW10J4)	810018	Outer Joint	48T	27	34	61	82	55	I
	1999.10-	MT	R	F	MPV Engine RHX	210155	Drive Shaft		27	37	59	82	947	
	1999.10-	MT	L	F	MPV Engine RHX	210016	Drive Shaft	48T	27	37	59	82	641	
	1999.10-	MT	R	F	MPV Engine RHX	210014	Drive Shaft	48T	27	37	59	82	947	
	1999.10-		L	F	MPV Engine RHX	210264	Drive Shaft	48T	27	37	59	82	630	
	1999.10-		R	F	MPV Engine RHX	245120	Drive Shaft	48T	27	37	59	82	960	
2.0 HDi (80 kW)	1999.10-			F	MPV Engine RHX	810015	Outer Joint	48T	27	39	59	82	63	I
	1999.10-	MT	L	F	MPV Engine RHX	210072	Drive Shaft		27	37	59	82	641	
	2000.03-	MT	R	F	MPV Engine RHZ(DW10ATED)	210155	Drive Shaft		27	37	59	82	947	
	2000.03-	MT	L	F	MPV Engine RHZ(DW10ATED)	210016	Drive Shaft	48T	27	37	59	82	641	
	2000.03-	MT	R	F	MPV Engine RHZ(DW10ATED)	210014	Drive Shaft	48T	27	37	59	82	947	
	2000.03-		L	F	MPV Engine RHZ(DW10ATED)	210264	Drive Shaft	48T	27	37	59	82	630	
	2000.03-		R	F	MPV Engine RHZ(DW10ATED)	245120	Drive Shaft	48T	27	37	59	82	960	
2.0 i 16V (102 kW)	2000.03-			F	MPV	810018	Outer Joint	48T	27	34	61	82	55	I
DISPATCH/JUMPY VAN (BS_, BT_, BY_, BZ_)														
1.6 i (58 kW)	1995.10-	MT	L	F	Box Engine 1580SPI/220A2.000	210052	Drive Shaft		27	24	61	82	648	
	1995.10-	MT	R	F	Box Engine 1580SPI/220A2.000	210120	Drive Shaft		27	24	59	82	928	
	1995.10-	MT	L	F	Box Engine 1580SPI/220A2.000	210082	Drive Shaft	48T	27	24	59	82	648	
	1995.10-			F	Box Engine 1580SPI/220A2.000	810018	Outer Joint	48T	27	34	61	82	55	I
	1995.10-	MT	R	F	Box Engine 1580SPI/220A2.000	210012	Drive Shaft	48T	27	24	64	80.5	928	
1.9 D (51 kW)	1998.04-	MT	L	F	Box Engine WJY(DW8B)/WJZ(DW8)	210052	Drive Shaft		27	24	61	82	648	
	1998.04-	MT	R	F	Box Engine WJY(DW8B)/WJZ(DW8)	210120	Drive Shaft		27	24	59	82	928	
	1998.04-	MT	L	F	Box Engine WJY(DW8B)/WJZ(DW8)	210082	Drive Shaft	48T	27	24	59	82	648	
	1998.04-			F	Box Engine WJY(DW8B)/WJZ(DW8)	810018	Outer Joint	48T	27	34	61	82	55	I
	1998.04-	MT	R	F	Box Engine WJY(DW8B)/WJZ(DW8)	210012	Drive Shaft	48T	27	24	64	80.5	928	
1.9 TD (66 kW)	1999.10-	MT	R	F	Box Engine DHX(XUD9TF/BTF)	210155	Drive Shaft		27	37	59	82	947	
	1999.10-	MT	L	F	Box Engine DHX(XUD9TF/BTF)	210016	Drive Shaft	48T	27	37	59	82	641	
	1999.10-	MT	R	F	Box Engine DHX(XUD9TF/BTF)	210014	Drive Shaft	48T	27	37	59	82	947	
	1999.10-	MT	L	F	Box Engine DHX(XUD9TF/BTF)	210072	Drive Shaft		27	37	59	82	641	
	1999.10-			F	Box Engine DHX(XUD9TF/BTF)	810015	Outer Joint	48T	27	39	59	82	63	I
2.0 HDi (69 kW)	1999.10-	MT	R	F	Box Engine RHX(DW10BTED)	210155	Drive Shaft		27	37	59	82	947	
	1999.10-	MT	L	F	Box Engine RHX(DW10BTED)	210016	Drive Shaft	48T	27	37	59	82	641	
	1999.10-	MT	R	F	Box Engine RHX(DW10BTED)	210014	Drive Shaft	48T	27	37	59	82	947	
	1999.10-		L	F	Box Engine RHX(DW10BTED)	210264	Drive Shaft	48T	27	37	59	82	630	
	1999.10-		R	F	Box Engine RHX(DW10BTED)	245120	Drive Shaft	48T	27	37	59	82	960	
	1999.10-			F	Box Engine RHX(DW10BTED)	810015	Outer Joint	48T	27	39	59	82	63	I
2.0 HDi (80 kW)	1999.10-	MT	L	F	Box Engine RHX(DW10BTED)	210072	Drive Shaft		27	37	59	82	641	
	2002.01-		R	F	Box Engine RHZ(DW10ATED)	210057	Drive Shaft		27	37	59	82	960	
	2002.01-		L	F	Box Engine RHZ(DW10ATED)	210264	Drive Shaft	48T	27	37	59	82	630	
	2002.01-		R	F	Box Engine RHZ(DW10ATED)	245120	Drive Shaft	48T	27	37	59	82	960	
2.0 i 16V (102 kW)	2000.03-			F	Box	810018	Outer Joint	48T	27	34	61	82	55	I
DISPATCH/JUMPY VAN (BU_, BV_, BW_, BX_)														
1.9 TD (68 kW)	1999.10-	MT	R	F	Platform/Chassis Engine D8B(XUD9TF)	210155	Drive Shaft		27	37	59	82	947	
	1999.10-	MT	L	F	Platform/Chassis Engine D8B(XUD9TF)	210016	Drive Shaft	48T	27	37	59	82	641	
	1999.10-	MT	R	F	Platform/Chassis Engine D8B(XUD9TF)	210014	Drive Shaft	48T	27	37	59	82	947	
	1999.10-	MT	L	F	Platform/Chassis Engine D8B(XUD9TF)	210072	Drive Shaft		27	37	59	82	641	
	1999.10-			F	Platform/Chassis Engine D8B(XUD9TF)	810015	Outer Joint	48T	27	39	59	82	63	I
2.0 HDi (69 kW)	1999.10-	MT	R	F	Platform/Chassis Engine RHX(DW10BTED)	210155	Drive Shaft		27	37	59	82	947	
	1999.10-	MT	L	F	Platform/Chassis Engine RHX(DW10BTED)	210016	Drive Shaft	48T	27	37	59	82	641	
	1999.10-	MT	R	F	Platform/Chassis Engine RHX(DW10BTED)	210014	Drive Shaft	48T	27	37	59	82	947	
	1999.10-		L	F	Platform/Chassis Engine RHX(DW10BTED)	210264	Drive Shaft	48T	27	37	59	82	630	





	 YEAR	TRANSM	L/R	F/R	REMARKS	GSP Ref.	 PRODUCT	 ABS	Technical Specifications									
									A	B	C	H	L	P				
CITROEN																		
DISPATCH/JUMPY VAN (BU_, BV_, BW_, BX_)																		
2.0 HDi (69 kW)	1999.10-			R	F	Platform/Chassis Engine RHX(DW10BTED)	245120	Drive Shaft	48T	27	37	59	82	960				
	1999.10-				F	Platform/Chassis Engine RHX(DW10BTED)	810015	Outer Joint	48T	27	39	59	82	63	I			
	1999.10-	MT		L	F	Platform/Chassis Engine RHX(DW10BTED)	210072	Drive Shaft		27	37	59	82	641				
DS3																		
1.4 VTi (70 kW)	2010.04-			L	F	Hatchback Engine 8FP(EP3)	210311	Drive Shaft		21	22	48	86.5	647				
	2010.04-			R	F	Hatchback Engine 8FP(EP3)	299271	Drive Shaft		21	22	48	86.5	858				
1.4 VTi LPG (70 kW)	2012.08-			R	F	Hatchback Engine 8FN(EP3)	299271	Drive Shaft		21	22	48	86.5	858				
	2012.08-			L	F	Hatchback Engine 8FN(EP3)	210311	Drive Shaft		21	22	48	86.5	647				
LNA																		
1.0 (33 kW)	1984.07- 1986.10	MT	L/R	F	Hatchback Engine 108C	210130	Drive Shaft			21	22	54	90	683				
1.1 (37 kW)	1982.07- 1985.04	MT	L/R	F	Hatchback Engine 109/5E	210130	Drive Shaft			21	22	54	90	683				
RELAY/JUMPER																		
2.2 HDi (74 kW)	2006.04-	5MT/6MT			F	Bus Engine 4HV(P22DTE)	817045	Outer Joint		35	29	71.5	127	71	M			
	2006.04-	5MT/6MT			F	Platform/Chassis Engine 4HV(P22DTE)	817045	Outer Joint		35	29	71.5	127	71	M			
	2006.04-	5MT/6MT			F	Bus Engine 4HV(P22DTE)	817055	Outer Joint		35	27	71.5	127	66.5	I			
	2006.04-	5MT/6MT			F	Platform/Chassis Engine 4HV(P22DTE)	817055	Outer Joint		35	27	71.5	127	66.5	I			
	2006.04-	5MT/6MT			F	Bus Engine 4HV(P22DTE)	617020	Inner Joint		41	29	34.85	403	109				
	2006.04-	5MT/6MT			F	Platform/Chassis Engine 4HV(P22DTE)	617020	Inner Joint		41	29	34.85	403	109				
	2006.04-	5MT/6MT			F	Bus Engine 4HV(P22DTE)	610038	Inner Joint		41	27	34.85	403	102				
	2006.04-	5MT/6MT			F	Platform/Chassis Engine 4HV(P22DTE)	610038	Inner Joint		41	27	34.85	403	102				
	2006.04-	5MT/6MT	L	F	F	Bus Engine 4HV(P22DTE)	617028	Inner Joint		41	29	43	69.5	109.5				
	2006.04-	5MT/6MT	L	F	F	Platform/Chassis Engine 4HV(P22DTE)	617028	Inner Joint		41	29	43	69.5	109.5				
	2006.04-	5MT/6MT	L	F	F	Bus Engine 4HV(P22DTE)	617042	Inner Joint		41	27	43	70	102				
	2006.04-	5MT/6MT	L	F	F	Platform/Chassis Engine 4HV(P22DTE)	617042	Inner Joint		41	27	43	70	102				
2.2 HDi (88 kW)	2006.04-	5MT/6MT			F	Bus Engine 4HU(P22DTE)	817045	Outer Joint		35	29	71.5	127	71	M			
	2006.04-	5MT/6MT			F	Platform/Chassis Engine 4HU(P22DTE)	817045	Outer Joint		35	29	71.5	127	71	M			
	2006.04-	5MT/6MT			F	Bus Engine 4HU(P22DTE)	817055	Outer Joint		35	27	71.5	127	66.5	I			
	2006.04-	5MT/6MT			F	Platform/Chassis Engine 4HU(P22DTE)	817055	Outer Joint		35	27	71.5	127	66.5	I			
	2006.04-	5MT/6MT			F	Bus Engine 4HU(P22DTE)	617020	Inner Joint		41	29	34.85	403	109				
	2006.04-	5MT/6MT			F	Platform/Chassis Engine 4HU(P22DTE)	617020	Inner Joint		41	29	34.85	403	109				
	2006.04-	5MT/6MT			F	Bus Engine 4HU(P22DTE)	610038	Inner Joint		41	27	34.85	403	102				
	2006.04-	5MT/6MT			F	Platform/Chassis Engine 4HU(P22DTE)	610038	Inner Joint		41	27	34.85	403	102				
	2006.04-	5MT/6MT	L	F	F	Bus Engine 4HU(P22DTE)	617028	Inner Joint		41	29	43	69.5	109.5				
	2006.04-	5MT/6MT	L	F	F	Platform/Chassis Engine 4HU(P22DTE)	617028	Inner Joint		41	29	43	69.5	109.5				
	2006.04-	5MT/6MT	L	F	F	Bus Engine 4HU(P22DTE)	617042	Inner Joint		41	27	43	70	102				
	2006.04-	5MT/6MT	L	F	F	Platform/Chassis Engine 4HU(P22DTE)	617042	Inner Joint		41	27	43	70	102				
3.0 HDi (116 kW)	2006.09-	6MT			F	Bus Engine F1CE0481D(F30DT)	817060	Outer Joint		35	29	71.5	127	71	I			
	2006.09-	6MT			F	Platform/Chassis Engine F1CE0481D(F30DT)	817060	Outer Joint		35	29	71.5	127	71	I			
	2006.09-	6MT			F	Bus Engine F1CE0481D(F30DT)	617021	Inner Joint		31	29	34.85	530	109				
	2006.09-	6MT			F	Platform/Chassis Engine F1CE0481D(F30DT)	617021	Inner Joint		31	29	34.85	530	109				
	2006.09-	6MT			F	Bus Engine F1CE0481D(F30DT)	617022	Inner Joint		31	29	44.95	77	109.5				
	2006.09-	6MT			F	Platform/Chassis Engine F1CE0481D(F30DT)	617022	Inner Joint		31	29	44.95	77	109.5				
RELAY/JUMPER (230)																		
1.9 TD (66 kW)	1994.03- 2002.04	MT			F	Platform/Chassis Engine DHX(XUD9TF/BTF)	810013	Outer Joint	54T	28	39	63	112.5	63	I			
	1994.03- 2002.04	MT	L	F	Platform/Chassis Engine DHX(XUD9TF/BTF)	210035	Drive Shaft	54T	28	41	63	112.5	757.5					
	1994.03- 2002.04	MT	R	F	Platform/Chassis Engine DHX(XUD9TF/BTF)	210032	Drive Shaft	54T	35	41	70	117	1085					
	1994.03- 2002.04	MT	R	F	Platform/Chassis Engine DHX(XUD9TF/BTF)	210069	Drive Shaft		28	37	63	112.5	1072					
	1994.03- 2002.04	MT			F	Platform/Chassis Engine DHX(XUD9TF/BTF)	810050	Outer Joint		35	45	70	117	73	I			
	1994.03- 2002.04	MT	R	F	Platform/Chassis Engine DHX(XUD9TF/BTF)	210066	Drive Shaft		35	41	70	117	1085					
	1994.03- 2002.04	MT	L	F	Platform/Chassis Engine DHX(XUD9TF/BTF)	210102	Drive Shaft		28	41	63	112.5	757.5					
	1994.03- 2002.04	MT	R	F	Platform/Chassis Engine DHX(XUD9TF/BTF)	210036	Drive Shaft	54T	28	41	63	112.5	1079					
	1994.03- 2002.04	MT			F	Platform/Chassis Engine DHX(XUD9TF/BTF)	810012	Outer Joint		28	39	63	112.5	63	I			
	1994.03- 2002.04	MT	L	F	Platform/Chassis Engine DHX(XUD9TF/BTF)	210037	Drive Shaft	54T	28	37	63	112.5	771					
	1994.03- 2002.04	MT	L	F	Platform/Chassis Engine DHX(XUD9TF/BTF)	210033	Drive Shaft	54T	35	41	70	117	762					
	1994.03- 2002.04	MT	R	F	Platform/Chassis Engine DHX(XUD9TF/BTF)	210103	Drive Shaft		28	41	63	112.5	1079					
	1994.03- 2002.04	MT			F	Platform/Chassis Engine DHX(XUD9TF/BTF)	810011	Outer Joint	54T	35	45	70	117	73	I			
	1994.03- 2002.04	MT	L	F	Platform/Chassis Engine DHX(XUD9TF/BTF)	210105	Drive Shaft		28	37	63	112.5	771					
	1994.03- 2002.04	MT	L	F	Platform/Chassis Engine DHX(XUD9TF/BTF)	210067	Drive Shaft		35	41	70	117	762					
1994.03- 2002.04	MT	R	F	Platform/Chassis Engine DHX(XUD9TF/BTF)	210104	Drive Shaft	54T	28	37	63	112.5	1072						
1.9 TD (68 kW)	1994.03- 2002.04	MT			F	Platform/Chassis Engine D8C(XUD9UTF)	810013	Outer Joint	54T	28	39	63	112.5	63	I			
	1994.03- 2002.04	MT	L	F	Platform/Chassis Engine D8C(XUD9UTF)	210035	Drive Shaft	54T	28	41	63	112.5	757.5					
	1994.03- 2002.04	MT	R	F	Platform/Chassis Engine D8C(XUD9UTF)	210032	Drive Shaft	54T	35	41	70	117	1085					





	 YEAR	TRANSM	L/R	F/R	REMARKS	GSP Ref.	 PRODUCT	 ABS	Technical Specifications									
									A	B	C	H	L	P				
CITROEN RELAY/JUMPER (230)																		
1.9 TD (68 kW)	1994.03- 2002.04	MT	R	F	Platform/Chassis Engine D8C(XUD9UTF)	210069	Drive Shaft		28	37	63	112.5	1072					
	1994.03- 2002.04	MT		F	Platform/Chassis Engine D8C(XUD9UTF)	810050	Outer Joint		35	45	70	117	73	I				
	1994.03- 2002.04	MT	R	F	Platform/Chassis Engine D8C(XUD9UTF)	210066	Drive Shaft		35	41	70	117	1085					
	1994.03- 2002.04	MT	L	F	Platform/Chassis Engine D8C(XUD9UTF)	210102	Drive Shaft		28	41	63	112.5	757.5					
	1994.03- 2002.04	MT	R	F	Platform/Chassis Engine D8C(XUD9UTF)	210036	Drive Shaft	54T	28	41	63	112.5	1079					
	1994.03- 2002.04	MT		F	Platform/Chassis Engine D8C(XUD9UTF)	810012	Outer Joint		28	39	63	112.5	63	I				
	1994.03- 2002.04	MT	L	F	Platform/Chassis Engine D8C(XUD9UTF)	210037	Drive Shaft	54T	28	37	63	112.5	771					
	1994.03- 2002.04	MT	L	F	Platform/Chassis Engine D8C(XUD9UTF)	210033	Drive Shaft	54T	35	41	70	117	762					
	1994.03- 2002.04	MT	R	F	Platform/Chassis Engine D8C(XUD9UTF)	210103	Drive Shaft		28	41	63	112.5	1079					
	1994.03- 2002.04	MT		F	Platform/Chassis Engine D8C(XUD9UTF)	810011	Outer Joint	54T	35	45	70	117	73	I				
	1994.03- 2002.04	MT	L	F	Platform/Chassis Engine D8C(XUD9UTF)	210105	Drive Shaft		28	37	63	112.5	771					
	1994.03- 2002.04	MT	L	F	Platform/Chassis Engine D8C(XUD9UTF)	210067	Drive Shaft		35	41	70	117	762					
	1994.03- 2002.04	MT	R	F	Platform/Chassis Engine D8C(XUD9UTF)	210104	Drive Shaft	54T	28	37	63	112.5	1072					
2.0 (80 kW)	1994.03- 2002.04	MT		F	Platform/Chassis Engine RFW(XU10J2U)	810013	Outer Joint	54T	28	39	63	112.5	63	I				
	1994.03- 2002.04	MT	L	F	Platform/Chassis Engine RFW(XU10J2U)	210035	Drive Shaft	54T	28	41	63	112.5	757.5					
	1994.03- 2002.04	MT	R	F	Platform/Chassis Engine RFW(XU10J2U)	210032	Drive Shaft	54T	35	41	70	117	1085					
	1994.03- 2002.04	MT	R	F	Platform/Chassis Engine RFW(XU10J2U)	210069	Drive Shaft		28	37	63	112.5	1072					
	1994.03- 2002.04	MT		F	Platform/Chassis Engine RFW(XU10J2U)	810050	Outer Joint		35	45	70	117	73	I				
	1994.03- 2002.04	MT	R	F	Platform/Chassis Engine RFW(XU10J2U)	210066	Drive Shaft		35	41	70	117	1085					
	1994.03- 2002.04	MT	L	F	Platform/Chassis Engine RFW(XU10J2U)	210102	Drive Shaft		28	41	63	112.5	757.5					
	1994.03- 2002.04	MT	R	F	Platform/Chassis Engine RFW(XU10J2U)	210036	Drive Shaft	54T	28	41	63	112.5	1079					
	1994.03- 2002.04	MT		F	Platform/Chassis Engine RFW(XU10J2U)	810012	Outer Joint		28	39	63	112.5	63	I				
	1994.03- 2002.04	MT	L	F	Platform/Chassis Engine RFW(XU10J2U)	210037	Drive Shaft	54T	28	37	63	112.5	771					
	1994.03- 2002.04	MT	L	F	Platform/Chassis Engine RFW(XU10J2U)	210033	Drive Shaft	54T	35	41	70	117	762					
	1994.03- 2002.04	MT	R	F	Platform/Chassis Engine RFW(XU10J2U)	210103	Drive Shaft		28	41	63	112.5	1079					
	1994.03- 2002.04	MT		F	Platform/Chassis Engine RFW(XU10J2U)	810011	Outer Joint	54T	35	45	70	117	73	I				
1994.03- 2002.04	MT	L	F	Platform/Chassis Engine RFW(XU10J2U)	210105	Drive Shaft		28	37	63	112.5	771						
1994.03- 2002.04	MT	L	F	Platform/Chassis Engine RFW(XU10J2U)	210067	Drive Shaft		35	41	70	117	762						
1994.03- 2002.04	MT	R	F	Platform/Chassis Engine RFW(XU10J2U)	210104	Drive Shaft	54T	28	37	63	112.5	1072						
2.5 D (63 kW)	1994.03- 2002.04	MT		F	Platform/Chassis Engine T9A(DJ5)	810013	Outer Joint	54T	28	39	63	112.5	63	I				
	1994.03- 2002.04	MT	L	F	Platform/Chassis Engine T9A(DJ5)	210035	Drive Shaft	54T	28	41	63	112.5	757.5					
	1994.03- 2002.04	MT	R	F	Platform/Chassis Engine T9A(DJ5)	210032	Drive Shaft	54T	35	41	70	117	1085					
	1994.03- 2002.04	MT	R	F	Platform/Chassis Engine T9A(DJ5)	210069	Drive Shaft		28	37	63	112.5	1072					
	1994.03- 2002.04	MT		F	Platform/Chassis Engine T9A(DJ5)	810050	Outer Joint		35	45	70	117	73	I				
	1994.03- 2002.04	MT	R	F	Platform/Chassis Engine T9A(DJ5)	210066	Drive Shaft		35	41	70	117	1085					
	1994.03- 2002.04	MT	L	F	Platform/Chassis Engine T9A(DJ5)	210102	Drive Shaft		28	41	63	112.5	757.5					
	1994.03- 2002.04	MT	R	F	Platform/Chassis Engine T9A(DJ5)	210036	Drive Shaft	54T	28	41	63	112.5	1079					
	1994.03- 2002.04	MT		F	Platform/Chassis Engine T9A(DJ5)	810012	Outer Joint		28	39	63	112.5	63	I				
	1994.03- 2002.04	MT	L	F	Platform/Chassis Engine T9A(DJ5)	210037	Drive Shaft	54T	28	37	63	112.5	771					
	1994.03- 2002.04	MT	L	F	Platform/Chassis Engine T9A(DJ5)	210033	Drive Shaft	54T	35	41	70	117	762					
	1994.03- 2002.04	MT	R	F	Platform/Chassis Engine T9A(DJ5)	210103	Drive Shaft		28	41	63	112.5	1079					
	1994.03- 2002.04	MT		F	Platform/Chassis Engine T9A(DJ5)	810011	Outer Joint	54T	35	45	70	117	73	I				
1994.03- 2002.04	MT	L	F	Platform/Chassis Engine T9A(DJ5)	210105	Drive Shaft		28	37	63	112.5	771						
1994.03- 2002.04	MT	L	F	Platform/Chassis Engine T9A(DJ5)	210067	Drive Shaft		35	41	70	117	762						
1994.03- 2002.04	MT	R	F	Platform/Chassis Engine T9A(DJ5)	210104	Drive Shaft	54T	28	37	63	112.5	1072						
2.5 D 4x4 (63 kW)	2000.03- 2002.04	MT		F	All-wheel Drive Platform/Chassis Engine T9A(DJ5)	810013	Outer Joint	54T	28	39	63	112.5	63	I				
	2000.03- 2002.04	MT	L	F	All-wheel Drive Platform/Chassis Engine T9A(DJ5)	210035	Drive Shaft	54T	28	41	63	112.5	757.5					
	2000.03- 2002.04	MT	R	F	All-wheel Drive Platform/Chassis Engine T9A(DJ5)	210032	Drive Shaft	54T	35	41	70	117	1085					
	2000.03- 2002.04	MT	R	F	All-wheel Drive Platform/Chassis Engine T9A(DJ5)	210069	Drive Shaft		28	37	63	112.5	1072					
	2000.03- 2002.04	MT		F	All-wheel Drive Platform/Chassis Engine T9A(DJ5)	810050	Outer Joint		35	45	70	117	73	I				
	2000.03- 2002.04	MT	R	F	All-wheel Drive Platform/Chassis Engine T9A(DJ5)	210066	Drive Shaft		35	41	70	117	1085					
	2000.03- 2002.04	MT	L	F	All-wheel Drive Platform/Chassis Engine T9A(DJ5)	210102	Drive Shaft		28	41	63	112.5	757.5					
	2000.03- 2002.04	MT	R	F	All-wheel Drive Platform/Chassis Engine T9A(DJ5)	210036	Drive Shaft	54T	28	41	63	112.5	1079					
	2000.03- 2002.04	MT		F	All-wheel Drive Platform/Chassis Engine T9A(DJ5)	810012	Outer Joint		28	39	63	112.5	63	I				
	2000.03- 2002.04	MT	L	F	All-wheel Drive Platform/Chassis Engine T9A(DJ5)	210037	Drive Shaft	54T	28	37	63	112.5	771					
	2000.03- 2002.04	MT	L	F	All-wheel Drive Platform/Chassis Engine T9A(DJ5)	210033	Drive Shaft	54T	35	41	70	117	762					
	2000.03- 2002.04	MT	R	F	All-wheel Drive Platform/Chassis Engine T9A(DJ5)	210103	Drive Shaft		28	41	63	112.5	1079					
	2000.03- 2002.04	MT		F	All-wheel Drive Platform/Chassis Engine T9A(DJ5)	810011	Outer Joint	54T	35	45	70	117	73	I				
2000.03- 2002.04	MT	L	F	All-wheel Drive Platform/Chassis Engine T9A(DJ5)	210105	Drive Shaft		28	37	63	112.5	771						
2000.03- 2002.04	MT	L	F	All-wheel Drive Platform/Chassis Engine T9A(DJ5)	210067	Drive Shaft		35	41	70	117	762						
2000.03- 2002.04	MT	R	F	All-wheel Drive Platform/Chassis Engine T9A(DJ5)	210104	Drive Shaft	54T	28	37	63	112.5	1072						





	 YEAR	TRANSM	L/R	F/R	REMARKS	GSP Ref.	 PRODUCT	 ABS	Technical Specifications							
									A	B	C	H	L	P		
CITROEN RELAY/JUMPER (230)																
2.5 TD (76 kW)	1994.03- 2002.04	MT		F	Platform/Chassis Engine T8A(DJ5T)	810013	Outer Joint	54T	28	39	63	112.5	63	I		
	1994.03- 2002.04	MT	L	F	Platform/Chassis Engine T8A(DJ5T)	210035	Drive Shaft	54T	28	41	63	112.5	757.5			
	1994.03- 2002.04	MT	R	F	Platform/Chassis Engine T8A(DJ5T)	210032	Drive Shaft	54T	35	41	70	117	1085			
	1994.03- 2002.04	MT		F	Platform/Chassis Engine T8A(DJ5T)	210069	Drive Shaft		28	37	63	112.5	1072			
	1994.03- 2002.04	MT		F	Platform/Chassis Engine T8A(DJ5T)	810050	Outer Joint		35	45	70	117	73	I		
	1994.03- 2002.04	MT	R	F	Platform/Chassis Engine T8A(DJ5T)	210066	Drive Shaft		35	41	70	117	1085			
	1994.03- 2002.04	MT	L	F	Platform/Chassis Engine T8A(DJ5T)	210102	Drive Shaft		28	41	63	112.5	757.5			
	1994.03- 2002.04	MT	R	F	Platform/Chassis Engine T8A(DJ5T)	210036	Drive Shaft	54T	28	41	63	112.5	1079			
	1994.03- 2002.04	MT		F	Platform/Chassis Engine T8A(DJ5T)	810012	Outer Joint		28	39	63	112.5	63	I		
	1994.03- 2002.04	MT	L	F	Platform/Chassis Engine T8A(DJ5T)	210037	Drive Shaft	54T	28	37	63	112.5	771			
	1994.03- 2002.04	MT	L	F	Platform/Chassis Engine T8A(DJ5T)	210033	Drive Shaft	54T	35	41	70	117	762			
	1994.03- 2002.04	MT	R	F	Platform/Chassis Engine T8A(DJ5T)	210103	Drive Shaft		28	41	63	112.5	1079			
	1994.03- 2002.04	MT		F	Platform/Chassis Engine T8A(DJ5T)	810011	Outer Joint	54T	35	45	70	117	73	I		
	1994.03- 2002.04	MT	L	F	Platform/Chassis Engine T8A(DJ5T)	210105	Drive Shaft		28	37	63	112.5	771			
1994.03- 2002.04	MT	L	F	Platform/Chassis Engine T8A(DJ5T)	210067	Drive Shaft		35	41	70	117	762				
1994.03- 2002.04	MT	R	F	Platform/Chassis Engine T8A(DJ5T)	210104	Drive Shaft	54T	28	37	63	112.5	1072				
2.5 TDi (79 kW)	1996.12- 2002.04	MT		F	Platform/Chassis Engine THX(DJ5TED)	810013	Outer Joint	54T	28	39	63	112.5	63	I		
	1996.12- 2002.04	MT	L	F	Platform/Chassis Engine THX(DJ5TED)	210035	Drive Shaft	54T	28	41	63	112.5	757.5			
	1996.12- 2002.04	MT	R	F	Platform/Chassis Engine THX(DJ5TED)	210032	Drive Shaft	54T	35	41	70	117	1085			
	1996.12- 2002.04	MT		F	Platform/Chassis Engine THX(DJ5TED)	210069	Drive Shaft		28	37	63	112.5	1072			
	1996.12- 2002.04	MT		F	Platform/Chassis Engine THX(DJ5TED)	810050	Outer Joint		35	45	70	117	73	I		
	1996.12- 2002.04	MT	R	F	Platform/Chassis Engine THX(DJ5TED)	210066	Drive Shaft		35	41	70	117	1085			
	1996.12- 2002.04	MT	L	F	Platform/Chassis Engine THX(DJ5TED)	210102	Drive Shaft		28	41	63	112.5	757.5			
	1996.12- 2002.04	MT	R	F	Platform/Chassis Engine THX(DJ5TED)	210036	Drive Shaft	54T	28	41	63	112.5	1079			
	1996.12- 2002.04	MT		F	Platform/Chassis Engine THX(DJ5TED)	810012	Outer Joint		28	39	63	112.5	63	I		
	1996.12- 2002.04	MT	L	F	Platform/Chassis Engine THX(DJ5TED)	210037	Drive Shaft	54T	28	37	63	112.5	771			
	1996.12- 2002.04	MT	L	F	Platform/Chassis Engine THX(DJ5TED)	210033	Drive Shaft	54T	35	41	70	117	762			
	1996.12- 2002.04	MT	R	F	Platform/Chassis Engine THX(DJ5TED)	210103	Drive Shaft		28	41	63	112.5	1079			
	1996.12- 2002.04	MT		F	Platform/Chassis Engine THX(DJ5TED)	810011	Outer Joint	54T	35	45	70	117	73	I		
	1996.12- 2002.04	MT	L	F	Platform/Chassis Engine THX(DJ5TED)	210105	Drive Shaft		28	37	63	112.5	771			
1996.12- 2002.04	MT	L	F	Platform/Chassis Engine THX(DJ5TED)	210067	Drive Shaft		35	41	70	117	762				
1996.12- 2002.04	MT	R	F	Platform/Chassis Engine THX(DJ5TED)	210104	Drive Shaft	54T	28	37	63	112.5	1072				
2.5 TDi 4x4 (79 kW)	2000.03- 2002.04	MT		F	All-wheel Drive Platform/Chassis Engine THX(DJ5TED)	810013	Outer Joint	54T	28	39	63	112.5	63	I		
	2000.03- 2002.04	MT	L	F	All-wheel Drive Platform/Chassis Engine THX(DJ5TED)	210035	Drive Shaft	54T	28	41	63	112.5	757.5			
	2000.03- 2002.04	MT	R	F	All-wheel Drive Platform/Chassis Engine THX(DJ5TED)	210032	Drive Shaft	54T	35	41	70	117	1085			
	2000.03- 2002.04	MT		F	All-wheel Drive Platform/Chassis Engine THX(DJ5TED)	210069	Drive Shaft		28	37	63	112.5	1072			
	2000.03- 2002.04	MT		F	All-wheel Drive Platform/Chassis Engine THX(DJ5TED)	810050	Outer Joint		35	45	70	117	73	I		
	2000.03- 2002.04	MT	R	F	All-wheel Drive Platform/Chassis Engine THX(DJ5TED)	210066	Drive Shaft		35	41	70	117	1085			
	2000.03- 2002.04	MT	L	F	All-wheel Drive Platform/Chassis Engine THX(DJ5TED)	210102	Drive Shaft		28	41	63	112.5	757.5			
	2000.03- 2002.04	MT	R	F	All-wheel Drive Platform/Chassis Engine THX(DJ5TED)	210036	Drive Shaft	54T	28	41	63	112.5	1079			
	2000.03- 2002.04	MT		F	All-wheel Drive Platform/Chassis Engine THX(DJ5TED)	810012	Outer Joint		28	39	63	112.5	63	I		
	2000.03- 2002.04	MT	L	F	All-wheel Drive Platform/Chassis Engine THX(DJ5TED)	210037	Drive Shaft	54T	28	37	63	112.5	771			
	2000.03- 2002.04	MT	L	F	All-wheel Drive Platform/Chassis Engine THX(DJ5TED)	210033	Drive Shaft	54T	35	41	70	117	762			
	2000.03- 2002.04	MT	R	F	All-wheel Drive Platform/Chassis Engine THX(DJ5TED)	210103	Drive Shaft		28	41	63	112.5	1079			
	2000.03- 2002.04	MT		F	All-wheel Drive Platform/Chassis Engine THX(DJ5TED)	810011	Outer Joint	54T	35	45	70	117	73	I		
	2000.03- 2002.04	MT	L	F	All-wheel Drive Platform/Chassis Engine THX(DJ5TED)	210105	Drive Shaft		28	37	63	112.5	771			
2000.03- 2002.04	MT	L	F	All-wheel Drive Platform/Chassis Engine THX(DJ5TED)	210067	Drive Shaft		35	41	70	117	762				
2000.03- 2002.04	MT	R	F	All-wheel Drive Platform/Chassis Engine THX(DJ5TED)	210104	Drive Shaft	54T	28	37	63	112.5	1072				
2.8 HDi (94 kW)	2000.09- 2002.04	MT	R	F	Platform/Chassis Engine 8140.43S	210032	Drive Shaft	54T	35	41	70	117	1085			
	2000.09- 2002.04	MT		F	Platform/Chassis Engine 8140.43S	810050	Outer Joint		35	45	70	117	73	I		
	2000.09- 2002.04	MT	R	F	Platform/Chassis Engine 8140.43S	210066	Drive Shaft		35	41	70	117	1085			
	2000.09- 2002.04	MT	L	F	Platform/Chassis Engine 8140.43S	210033	Drive Shaft	54T	35	41	70	117	762			
	2000.09- 2002.04	MT		F	Platform/Chassis Engine 8140.43S	810011	Outer Joint	54T	35	45	70	117	73	I		
	2000.09- 2002.04	MT	L	F	Platform/Chassis Engine 8140.43S	210067	Drive Shaft		35	41	70	117	762			
RELAY/JUMPER (230L)																
1.9 D (50 kW)	1999.07- 2002.04	MT		F	Box Engine DJY(XUD9A)	810013	Outer Joint	54T	28	39	63	112.5	63	I		
	1999.07- 2002.04	MT	L	F	Box Engine DJY(XUD9A)	210035	Drive Shaft	54T	28	41	63	112.5	757.5			
	1999.07- 2002.04	MT	R	F	Box Engine DJY(XUD9A)	210032	Drive Shaft	54T	35	41	70	117	1085			
	1999.07- 2002.04	MT	R	F	Box Engine DJY(XUD9A)	210069	Drive Shaft		28	37	63	112.5	1072			
	1999.07- 2002.04	MT		F	Box Engine DJY(XUD9A)	810050	Outer Joint		35	45	70	117	73	I		
	1999.07- 2002.04	MT	R	F	Box Engine DJY(XUD9A)	210066	Drive Shaft		35	41	70	117	1085			
	1999.07- 2002.04	MT	L	F	Box Engine DJY(XUD9A)	210102	Drive Shaft		28	41	63	112.5	757.5			





	 YEAR	TRANSM	L/R	F/R	REMARKS	GSP Ref.	 PRODUCT	 ABS	Technical Specifications								
									A	B	C	H	L	P			
CITROEN RELAY/JUMPER (230L)																	
1.9 D (50 kW)	1999.07- 2002.04	MT	R	F	Box Engine DJY(XUD9A)	210036	Drive Shaft	54T	28	41	63	112.5	1079				
	1999.07- 2002.04	MT		F	Box Engine DJY(XUD9A)	810012	Outer Joint		28	39	63	112.5	63	I			
	1999.07- 2002.04	MT	L	F	Box Engine DJY(XUD9A)	210037	Drive Shaft	54T	28	37	63	112.5	771				
	1999.07- 2002.04	MT	L	F	Box Engine DJY(XUD9A)	210033	Drive Shaft	54T	35	41	70	117	762				
	1999.07- 2002.04	MT	R	F	Box Engine DJY(XUD9A)	210103	Drive Shaft		28	41	63	112.5	1079				
	1999.07- 2002.04	MT		F	Box Engine DJY(XUD9A)	810011	Outer Joint	54T	35	45	70	117	73	I			
	1999.07- 2002.04	MT	L	F	Box Engine DJY(XUD9A)	210105	Drive Shaft		28	37	63	112.5	771				
	1999.07- 2002.04	MT	L	F	Box Engine DJY(XUD9A)	210067	Drive Shaft		35	41	70	117	762				
1.9 D (51 kW)	1994.02- 2002.04	MT	R	F	Box Engine D9B(XUD9A/U)	210104	Drive Shaft	54T	28	37	63	112.5	1072				
	1994.02- 2002.04	MT		F	Box Engine D9B(XUD9A/U)	810013	Outer Joint	54T	28	39	63	112.5	63	I			
	1994.02- 2002.04	MT	L	F	Box Engine D9B(XUD9A/U)	210035	Drive Shaft	54T	28	41	63	112.5	757.5				
	1994.02- 2002.04	MT	R	F	Box Engine D9B(XUD9A/U)	210032	Drive Shaft	54T	35	41	70	117	1085				
	1994.02- 2002.04	MT	R	F	Box Engine D9B(XUD9A/U)	210069	Drive Shaft		28	37	63	112.5	1072				
	1994.02- 2002.04	MT		F	Box Engine D9B(XUD9A/U)	810050	Outer Joint		35	45	70	117	73	I			
	1994.02- 2002.04	MT	R	F	Box Engine D9B(XUD9A/U)	210066	Drive Shaft		35	41	70	117	1085				
	1994.02- 2002.04	MT	L	F	Box Engine D9B(XUD9A/U)	210102	Drive Shaft		28	41	63	112.5	757.5				
	1994.02- 2002.04	MT	R	F	Box Engine D9B(XUD9A/U)	210036	Drive Shaft	54T	28	41	63	112.5	1079				
	1994.02- 2002.04	MT		F	Box Engine D9B(XUD9A/U)	810012	Outer Joint		28	39	63	112.5	63	I			
	1994.02- 2002.04	MT	L	F	Box Engine D9B(XUD9A/U)	210037	Drive Shaft	54T	28	37	63	112.5	771				
	1994.02- 2002.04	MT	L	F	Box Engine D9B(XUD9A/U)	210033	Drive Shaft	54T	35	41	70	117	762				
	1994.02- 2002.04	MT	R	F	Box Engine D9B(XUD9A/U)	210103	Drive Shaft		28	41	63	112.5	1079				
	1994.02- 2002.04	MT		F	Box Engine D9B(XUD9A/U)	810011	Outer Joint	54T	35	45	70	117	73	I			
	1994.02- 2002.04	MT	L	F	Box Engine D9B(XUD9A/U)	210105	Drive Shaft		28	37	63	112.5	771				
1994.02- 2002.04	MT	L	F	Box Engine D9B(XUD9A/U)	210067	Drive Shaft		35	41	70	117	762					
1.9 TD (66 kW)	1994.03- 2002.04	MT	R	F	Box Engine DHX(XUD9TF/BTF)	210104	Drive Shaft	54T	28	37	63	112.5	1072				
	1994.03- 2002.04	MT		F	Box Engine DHX(XUD9TF/BTF)	810013	Outer Joint	54T	28	39	63	112.5	63	I			
	1994.03- 2002.04	MT	L	F	Box Engine DHX(XUD9TF/BTF)	210035	Drive Shaft	54T	28	41	63	112.5	757.5				
	1994.03- 2002.04	MT	R	F	Box Engine DHX(XUD9TF/BTF)	210032	Drive Shaft	54T	35	41	70	117	1085				
	1994.03- 2002.04	MT	R	F	Box Engine DHX(XUD9TF/BTF)	210069	Drive Shaft		28	37	63	112.5	1072				
	1994.03- 2002.04	MT		F	Box Engine DHX(XUD9TF/BTF)	810050	Outer Joint		35	45	70	117	73	I			
	1994.03- 2002.04	MT	R	F	Box Engine DHX(XUD9TF/BTF)	210066	Drive Shaft		35	41	70	117	1085				
	1994.03- 2002.04	MT	L	F	Box Engine DHX(XUD9TF/BTF)	210102	Drive Shaft		28	41	63	112.5	757.5				
	1994.03- 2002.04	MT	R	F	Box Engine DHX(XUD9TF/BTF)	210036	Drive Shaft	54T	28	41	63	112.5	1079				
	1994.03- 2002.04	MT		F	Box Engine DHX(XUD9TF/BTF)	810012	Outer Joint		28	39	63	112.5	63	I			
	1994.03- 2002.04	MT	L	F	Box Engine DHX(XUD9TF/BTF)	210037	Drive Shaft	54T	28	37	63	112.5	771				
	1994.03- 2002.04	MT	L	F	Box Engine DHX(XUD9TF/BTF)	210033	Drive Shaft	54T	35	41	70	117	762				
	1994.03- 2002.04	MT	R	F	Box Engine DHX(XUD9TF/BTF)	210103	Drive Shaft		28	41	63	112.5	1079				
	1994.03- 2002.04	MT		F	Box Engine DHX(XUD9TF/BTF)	810011	Outer Joint	54T	35	45	70	117	73	I			
	1994.03- 2002.04	MT	L	F	Box Engine DHX(XUD9TF/BTF)	210105	Drive Shaft		28	37	63	112.5	771				
1994.03- 2002.04	MT	L	F	Box Engine DHX(XUD9TF/BTF)	210067	Drive Shaft		35	41	70	117	762					
1.9 TD (68 kW)	1994.03- 2002.04	MT	R	F	Box Engine D8C(XUD9UTF)	210104	Drive Shaft	54T	28	37	63	112.5	1072				
	1994.03- 2002.04	MT		F	Box Engine D8C(XUD9UTF)	810013	Outer Joint	54T	28	39	63	112.5	63	I			
	1994.03- 2002.04	MT	L	F	Box Engine D8C(XUD9UTF)	210035	Drive Shaft	54T	28	41	63	112.5	757.5				
	1994.03- 2002.04	MT	R	F	Box Engine D8C(XUD9UTF)	210032	Drive Shaft	54T	35	41	70	117	1085				
	1994.03- 2002.04	MT	R	F	Box Engine D8C(XUD9UTF)	210069	Drive Shaft		28	37	63	112.5	1072				
	1994.03- 2002.04	MT		F	Box Engine D8C(XUD9UTF)	810050	Outer Joint		35	45	70	117	73	I			
	1994.03- 2002.04	MT	R	F	Box Engine D8C(XUD9UTF)	210066	Drive Shaft		35	41	70	117	1085				
	1994.03- 2002.04	MT	L	F	Box Engine D8C(XUD9UTF)	210102	Drive Shaft		28	41	63	112.5	757.5				
	1994.03- 2002.04	MT	R	F	Box Engine D8C(XUD9UTF)	210036	Drive Shaft	54T	28	41	63	112.5	1079				
	1994.03- 2002.04	MT		F	Box Engine D8C(XUD9UTF)	810012	Outer Joint		28	39	63	112.5	63	I			
	1994.03- 2002.04	MT	L	F	Box Engine D8C(XUD9UTF)	210037	Drive Shaft	54T	28	37	63	112.5	771				
	1994.03- 2002.04	MT	L	F	Box Engine D8C(XUD9UTF)	210033	Drive Shaft	54T	35	41	70	117	762				
	1994.03- 2002.04	MT	R	F	Box Engine D8C(XUD9UTF)	210103	Drive Shaft		28	41	63	112.5	1079				
	1994.03- 2002.04	MT		F	Box Engine D8C(XUD9UTF)	810011	Outer Joint	54T	35	45	70	117	73	I			
	1994.03- 2002.04	MT	L	F	Box Engine D8C(XUD9UTF)	210105	Drive Shaft		28	37	63	112.5	771				
1994.03- 2002.04	MT	L	F	Box Engine D8C(XUD9UTF)	210067	Drive Shaft		35	41	70	117	762					
2.0 (80 kW)	1994.03- 2002.04	MT	R	F	Box Engine RFW(XU10J2U)	210104	Drive Shaft	54T	28	37	63	112.5	1072				
	1994.03- 2002.04	MT		F	Box Engine RFW(XU10J2U)	810013	Outer Joint	54T	28	39	63	112.5	63	I			
	1994.03- 2002.04	MT	L	F	Box Engine RFW(XU10J2U)	210035	Drive Shaft	54T	28	41	63	112.5	757.5				
	1994.03- 2002.04	MT	R	F	Box Engine RFW(XU10J2U)	210032	Drive Shaft	54T	35	41	70	117	1085				
	1994.03- 2002.04	MT	R	F	Box Engine RFW(XU10J2U)	210069	Drive Shaft		28	37	63	112.5	1072				





	 YEAR	TRANSM	L/R	F/R	REMARKS	GSP Ref.	 PRODUCT	 ABS	Technical Specifications								
									A	B	C	H	L	P			
CITROEN RELAY/JUMPER (230L)																	
2.0 (80 kw)	1994.03- 2002.04	MT		F	Box Engine RFW(XU10J2U)	810050	Outer Joint		35	45	70	117	73	I			
	1994.03- 2002.04	MT	R	F	Box Engine RFW(XU10J2U)	210066	Drive Shaft		35	41	70	117	1085				
	1994.03- 2002.04	MT	L	F	Box Engine RFW(XU10J2U)	210102	Drive Shaft		28	41	63	112.5	757.5				
	1994.03- 2002.04	MT	R	F	Box Engine RFW(XU10J2U)	210036	Drive Shaft	54T	28	41	63	112.5	1079				
	1994.03- 2002.04	MT		F	Box Engine RFW(XU10J2U)	810012	Outer Joint		28	39	63	112.5	63	I			
	1994.03- 2002.04	MT	L	F	Box Engine RFW(XU10J2U)	210037	Drive Shaft	54T	28	37	63	112.5	771				
	1994.03- 2002.04	MT	L	F	Box Engine RFW(XU10J2U)	210033	Drive Shaft	54T	35	41	70	117	762				
	1994.03- 2002.04	MT	R	F	Box Engine RFW(XU10J2U)	210103	Drive Shaft		28	41	63	112.5	1079				
	1994.03- 2002.04	MT		F	Box Engine RFW(XU10J2U)	810011	Outer Joint	54T	35	45	70	117	73	I			
	1994.03- 2002.04	MT	L	F	Box Engine RFW(XU10J2U)	210105	Drive Shaft		28	37	63	112.5	771				
2.5 D (63 kw)	1994.03- 2002.04	MT	R	F	Box Engine T9A(DJ5)	210104	Drive Shaft	54T	28	37	63	112.5	1072				
	1994.03- 2002.04	MT		F	Box Engine T9A(DJ5)	810013	Outer Joint	54T	28	39	63	112.5	63	I			
	1994.03- 2002.04	MT	L	F	Box Engine T9A(DJ5)	210035	Drive Shaft	54T	28	41	63	112.5	757.5				
	1994.03- 2002.04	MT	R	F	Box Engine T9A(DJ5)	210032	Drive Shaft	54T	35	41	70	117	1085				
	1994.03- 2002.04	MT	R	F	Box Engine T9A(DJ5)	210069	Drive Shaft		28	37	63	112.5	1072				
	1994.03- 2002.04	MT		F	Box Engine T9A(DJ5)	810050	Outer Joint		35	45	70	117	73	I			
	1994.03- 2002.04	MT	R	F	Box Engine T9A(DJ5)	210066	Drive Shaft		35	41	70	117	1085				
	1994.03- 2002.04	MT	L	F	Box Engine T9A(DJ5)	210102	Drive Shaft		28	41	63	112.5	757.5				
	1994.03- 2002.04	MT	R	F	Box Engine T9A(DJ5)	210036	Drive Shaft	54T	28	41	63	112.5	1079				
	1994.03- 2002.04	MT		F	Box Engine T9A(DJ5)	810012	Outer Joint		28	39	63	112.5	63	I			
	1994.03- 2002.04	MT	L	F	Box Engine T9A(DJ5)	210037	Drive Shaft	54T	28	37	63	112.5	771				
	1994.03- 2002.04	MT	L	F	Box Engine T9A(DJ5)	210033	Drive Shaft	54T	35	41	70	117	762				
	1994.03- 2002.04	MT	R	F	Box Engine T9A(DJ5)	210103	Drive Shaft		28	41	63	112.5	1079				
	1994.03- 2002.04	MT		F	Box Engine T9A(DJ5)	810011	Outer Joint	54T	35	45	70	117	73	I			
	1994.03- 2002.04	MT	L	F	Box Engine T9A(DJ5)	210105	Drive Shaft		28	37	63	112.5	771				
	1994.03- 2002.04	MT	L	F	Box Engine T9A(DJ5)	210067	Drive Shaft		35	41	70	117	762				
2.5 D 4x4 (63 kw)	2000.03- 2002.04	MT	R	F	All-wheel Drive Box Engine T9A(DJ5)	210104	Drive Shaft	54T	28	37	63	112.5	1072				
	2000.03- 2002.04	MT		F	All-wheel Drive Box Engine T9A(DJ5)	810013	Outer Joint	54T	28	39	63	112.5	63	I			
	2000.03- 2002.04	MT	L	F	All-wheel Drive Box Engine T9A(DJ5)	210035	Drive Shaft	54T	28	41	63	112.5	757.5				
	2000.03- 2002.04	MT	R	F	All-wheel Drive Box Engine T9A(DJ5)	210032	Drive Shaft	54T	35	41	70	117	1085				
	2000.03- 2002.04	MT	R	F	All-wheel Drive Box Engine T9A(DJ5)	210069	Drive Shaft		28	37	63	112.5	1072				
	2000.03- 2002.04	MT		F	All-wheel Drive Box Engine T9A(DJ5)	810050	Outer Joint		35	45	70	117	73	I			
	2000.03- 2002.04	MT	R	F	All-wheel Drive Box Engine T9A(DJ5)	210066	Drive Shaft		35	41	70	117	1085				
	2000.03- 2002.04	MT	L	F	All-wheel Drive Box Engine T9A(DJ5)	210102	Drive Shaft		28	41	63	112.5	757.5				
	2000.03- 2002.04	MT	R	F	All-wheel Drive Box Engine T9A(DJ5)	210036	Drive Shaft	54T	28	41	63	112.5	1079				
	2000.03- 2002.04	MT		F	All-wheel Drive Box Engine T9A(DJ5)	810012	Outer Joint		28	39	63	112.5	63	I			
	2000.03- 2002.04	MT	L	F	All-wheel Drive Box Engine T9A(DJ5)	210037	Drive Shaft	54T	28	37	63	112.5	771				
	2000.03- 2002.04	MT	L	F	All-wheel Drive Box Engine T9A(DJ5)	210033	Drive Shaft	54T	35	41	70	117	762				
	2000.03- 2002.04	MT	R	F	All-wheel Drive Box Engine T9A(DJ5)	210103	Drive Shaft		28	41	63	112.5	1079				
	2000.03- 2002.04	MT		F	All-wheel Drive Box Engine T9A(DJ5)	810011	Outer Joint	54T	35	45	70	117	73	I			
2000.03- 2002.04	MT	L	F	All-wheel Drive Box Engine T9A(DJ5)	210105	Drive Shaft		28	37	63	112.5	771					
2000.03- 2002.04	MT	L	F	All-wheel Drive Box Engine T9A(DJ5)	210067	Drive Shaft		35	41	70	117	762					
2.5 TD (76 kw)	1994.03- 2002.04	MT	R	F	Box Engine T8A(DJ5T)	210104	Drive Shaft	54T	28	37	63	112.5	1072				
	1994.03- 2002.04	MT		F	Box Engine T8A(DJ5T)	810013	Outer Joint	54T	28	39	63	112.5	63	I			
	1994.03- 2002.04	MT	L	F	Box Engine T8A(DJ5T)	210035	Drive Shaft	54T	28	41	63	112.5	757.5				
	1994.03- 2002.04	MT	R	F	Box Engine T8A(DJ5T)	210032	Drive Shaft	54T	35	41	70	117	1085				
	1994.03- 2002.04	MT	R	F	Box Engine T8A(DJ5T)	210069	Drive Shaft		28	37	63	112.5	1072				
	1994.03- 2002.04	MT		F	Box Engine T8A(DJ5T)	810050	Outer Joint		35	45	70	117	73	I			
	1994.03- 2002.04	MT	R	F	Box Engine T8A(DJ5T)	210066	Drive Shaft		35	41	70	117	1085				
	1994.03- 2002.04	MT	L	F	Box Engine T8A(DJ5T)	210102	Drive Shaft		28	41	63	112.5	757.5				
	1994.03- 2002.04	MT	R	F	Box Engine T8A(DJ5T)	210036	Drive Shaft	54T	28	41	63	112.5	1079				
	1994.03- 2002.04	MT		F	Box Engine T8A(DJ5T)	810012	Outer Joint		28	39	63	112.5	63	I			
	1994.03- 2002.04	MT	L	F	Box Engine T8A(DJ5T)	210037	Drive Shaft	54T	28	37	63	112.5	771				
	1994.03- 2002.04	MT	L	F	Box Engine T8A(DJ5T)	210033	Drive Shaft	54T	35	41	70	117	762				
	1994.03- 2002.04	MT	R	F	Box Engine T8A(DJ5T)	210103	Drive Shaft		28	41	63	112.5	1079				
	1994.03- 2002.04	MT		F	Box Engine T8A(DJ5T)	810011	Outer Joint	54T	35	45	70	117	73	I			
1994.03- 2002.04	MT	L	F	Box Engine T8A(DJ5T)	210105	Drive Shaft		28	37	63	112.5	771					
1994.03- 2002.04	MT	L	F	Box Engine T8A(DJ5T)	210067	Drive Shaft		35	41	70	117	762					
2.5 TDi (79 kw)	1996.12- 2000.11	MT	R	F	Box Engine THX(DJ5TED)	210104	Drive Shaft	54T	28	37	63	112.5	1072				
	1996.12- 2000.11	MT		F	Box Engine THX(DJ5TED)	810013	Outer Joint	54T	28	39	63	112.5	63	I			
	1996.12- 2000.11	MT	L	F	Box Engine THX(DJ5TED)	210035	Drive Shaft	54T	28	41	63	112.5	757.5				





	 YEAR	TRANSM	L/R	F/R	REMARKS	GSP Ref.	 PRODUCT	 ABS	Technical Specifications						
									A	B	C	H	L	P	
CITROEN RELAY/JUMPER (230L)															
2.5 TDi (79 kW)	1996.12- 2000.11	MT	R	F	Box Engine THX(DJ5TED)	210032	Drive Shaft	54T	35	41	70	117	1085		
	1996.12- 2000.11	MT	R	F	Box Engine THX(DJ5TED)	210069	Drive Shaft		28	37	63	112.5	1072		
	1996.12- 2000.11	MT		F	Box Engine THX(DJ5TED)	810050	Outer Joint		35	45	70	117	73	I	
	1996.12- 2000.11	MT	R	F	Box Engine THX(DJ5TED)	210066	Drive Shaft		35	41	70	117	1085		
	1996.12- 2000.11	MT	L	F	Box Engine THX(DJ5TED)	210102	Drive Shaft		28	41	63	112.5	757.5		
	1996.12- 2000.11	MT	R	F	Box Engine THX(DJ5TED)	210036	Drive Shaft	54T	28	41	63	112.5	1079		
	1996.12- 2000.11	MT		F	Box Engine THX(DJ5TED)	810012	Outer Joint		28	39	63	112.5	63	I	
	1996.12- 2000.11	MT	L	F	Box Engine THX(DJ5TED)	210037	Drive Shaft	54T	28	37	63	112.5	771		
	1996.12- 2000.11	MT	L	F	Box Engine THX(DJ5TED)	210033	Drive Shaft	54T	35	41	70	117	762		
	1996.12- 2000.11	MT	R	F	Box Engine THX(DJ5TED)	210103	Drive Shaft		28	41	63	112.5	1079		
	1996.12- 2000.11	MT		F	Box Engine THX(DJ5TED)	810011	Outer Joint	54T	35	45	70	117	73	I	
	1996.12- 2000.11	MT	L	F	Box Engine THX(DJ5TED)	210105	Drive Shaft		28	37	63	112.5	771		
1996.12- 2000.11	MT	L	F	Box Engine THX(DJ5TED)	210067	Drive Shaft		35	41	70	117	762			
2.5 TDi 4x4 (79 kW)	2000.03- 2000.11	MT	R	F	All-wheel Drive Box Engine THX(DJ5TED)	210104	Drive Shaft	54T	28	37	63	112.5	1072		
	2000.03- 2000.11	MT		F	All-wheel Drive Box Engine THX(DJ5TED)	810013	Outer Joint	54T	28	39	63	112.5	63	I	
	2000.03- 2000.11	MT	L	F	All-wheel Drive Box Engine THX(DJ5TED)	210035	Drive Shaft	54T	28	41	63	112.5	757.5		
	2000.03- 2000.11	MT	R	F	All-wheel Drive Box Engine THX(DJ5TED)	210032	Drive Shaft	54T	35	41	70	117	1085		
	2000.03- 2000.11	MT	R	F	All-wheel Drive Box Engine THX(DJ5TED)	210069	Drive Shaft		28	37	63	112.5	1072		
	2000.03- 2000.11	MT		F	All-wheel Drive Box Engine THX(DJ5TED)	810050	Outer Joint		35	45	70	117	73	I	
	2000.03- 2000.11	MT	R	F	All-wheel Drive Box Engine THX(DJ5TED)	210066	Drive Shaft		35	41	70	117	1085		
	2000.03- 2000.11	MT	L	F	All-wheel Drive Box Engine THX(DJ5TED)	210102	Drive Shaft		28	41	63	112.5	757.5		
	2000.03- 2000.11	MT	R	F	All-wheel Drive Box Engine THX(DJ5TED)	210036	Drive Shaft	54T	28	41	63	112.5	1079		
	2000.03- 2000.11	MT		F	All-wheel Drive Box Engine THX(DJ5TED)	810012	Outer Joint		28	39	63	112.5	63	I	
	2000.03- 2000.11	MT	L	F	All-wheel Drive Box Engine THX(DJ5TED)	210037	Drive Shaft	54T	28	37	63	112.5	771		
	2000.03- 2000.11	MT	L	F	All-wheel Drive Box Engine THX(DJ5TED)	210033	Drive Shaft	54T	35	41	70	117	762		
	2000.03- 2000.11	MT	R	F	All-wheel Drive Box Engine THX(DJ5TED)	210103	Drive Shaft		28	41	63	112.5	1079		
	2000.03- 2000.11	MT		F	All-wheel Drive Box Engine THX(DJ5TED)	810011	Outer Joint	54T	35	45	70	117	73	I	
	2000.03- 2000.11	MT	L	F	All-wheel Drive Box Engine THX(DJ5TED)	210105	Drive Shaft		28	37	63	112.5	771		
	2000.03- 2000.11	MT	L	F	All-wheel Drive Box Engine THX(DJ5TED)	210067	Drive Shaft		35	41	70	117	762		
	2.8 HDi (94 kW)	2000.09- 2002.04	MT	R	F	Box Engine 8140.43S	210032	Drive Shaft	54T	35	41	70	117	1085	
		2000.09- 2002.04	MT		F	Box Engine 8140.43S	810050	Outer Joint		35	45	70	117	73	I
2000.09- 2002.04		MT	R	F	Box Engine 8140.43S	210066	Drive Shaft		35	41	70	117	1085		
2000.09- 2002.04		MT	L	F	Box Engine 8140.43S	210033	Drive Shaft	54T	35	41	70	117	762		
2000.09- 2002.04		MT		F	Box Engine 8140.43S	810011	Outer Joint	54T	35	45	70	117	73	I	
2000.09- 2002.04		MT	L	F	Box Engine 8140.43S	210067	Drive Shaft		35	41	70	117	762		
RELAY/JUMPER (230P)															
1.9 D (51 kW)	1999.01- 2002.04	MT	R	F	Bus Engine D9B(XUD9A/U)	210104	Drive Shaft	54T	28	37	63	112.5	1072		
	1999.01- 2002.04	MT		F	Bus Engine D9B(XUD9A/U)	810013	Outer Joint	54T	28	39	63	112.5	63	I	
	1999.01- 2002.04	MT	L	F	Bus Engine D9B(XUD9A/U)	210035	Drive Shaft	54T	28	41	63	112.5	757.5		
	1999.01- 2002.04	MT	R	F	Bus Engine D9B(XUD9A/U)	210032	Drive Shaft	54T	35	41	70	117	1085		
	1999.01- 2002.04	MT	R	F	Bus Engine D9B(XUD9A/U)	210069	Drive Shaft		28	37	63	112.5	1072		
	1999.01- 2002.04	MT		F	Bus Engine D9B(XUD9A/U)	810050	Outer Joint		35	45	70	117	73	I	
	1999.01- 2002.04	MT	R	F	Bus Engine D9B(XUD9A/U)	210066	Drive Shaft		35	41	70	117	1085		
	1999.01- 2002.04	MT	L	F	Bus Engine D9B(XUD9A/U)	210102	Drive Shaft		28	41	63	112.5	757.5		
	1999.01- 2002.04	MT	R	F	Bus Engine D9B(XUD9A/U)	210036	Drive Shaft	54T	28	41	63	112.5	1079		
	1999.01- 2002.04	MT		F	Bus Engine D9B(XUD9A/U)	810012	Outer Joint		28	39	63	112.5	63	I	
	1999.01- 2002.04	MT	L	F	Bus Engine D9B(XUD9A/U)	210037	Drive Shaft	54T	28	37	63	112.5	771		
	1999.01- 2002.04	MT	L	F	Bus Engine D9B(XUD9A/U)	210033	Drive Shaft	54T	35	41	70	117	762		
	1999.01- 2002.04	MT	R	F	Bus Engine D9B(XUD9A/U)	210103	Drive Shaft		28	41	63	112.5	1079		
	1999.01- 2002.04	MT		F	Bus Engine D9B(XUD9A/U)	810011	Outer Joint	54T	35	45	70	117	73	I	
	1999.01- 2002.04	MT	L	F	Bus Engine D9B(XUD9A/U)	210105	Drive Shaft		28	37	63	112.5	771		
1999.01- 2002.04	MT	L	F	Bus Engine D9B(XUD9A/U)	210067	Drive Shaft		35	41	70	117	762			
1.9 TD (66 kW)	1994.08- 2002.04	MT	R	F	Bus Engine D8C(XUD9UTF)	210104	Drive Shaft	54T	28	37	63	112.5	1072		
	1994.08- 2002.04	MT		F	Bus Engine D8C(XUD9UTF)	810013	Outer Joint	54T	28	39	63	112.5	63	I	
	1994.08- 2002.04	MT	L	F	Bus Engine D8C(XUD9UTF)	210035	Drive Shaft	54T	28	41	63	112.5	757.5		
	1994.08- 2002.04	MT	R	F	Bus Engine D8C(XUD9UTF)	210032	Drive Shaft	54T	35	41	70	117	1085		
	1994.08- 2002.04	MT	R	F	Bus Engine D8C(XUD9UTF)	210069	Drive Shaft		28	37	63	112.5	1072		
	1994.08- 2002.04	MT		F	Bus Engine D8C(XUD9UTF)	810050	Outer Joint		35	45	70	117	73	I	
	1994.08- 2002.04	MT	R	F	Bus Engine D8C(XUD9UTF)	210066	Drive Shaft		35	41	70	117	1085		
	1994.08- 2002.04	MT	L	F	Bus Engine D8C(XUD9UTF)	210102	Drive Shaft		28	41	63	112.5	757.5		
	1994.08- 2002.04	MT	R	F	Bus Engine D8C(XUD9UTF)	210036	Drive Shaft	54T	28	41	63	112.5	1079		
	1994.08- 2002.04	MT		F	Bus Engine D8C(XUD9UTF)	810012	Outer Joint		28	39	63	112.5	63	I	





	 YEAR	TRANSM	L/R	F/R	REMARKS	GSP Ref.	 PRODUCT	 ABS	Technical Specifications									
									A	B	C	H	L	P				
CITROEN RELAY/JUMPER (230P)																		
1.9 TD (66 kW)	1994.08- 2002.04	MT	L	F	Bus Engine D8C(XUD9UTF)	210037	Drive Shaft	54T	28	37	63	112.5	771					
	1994.08- 2002.04	MT	L	F	Bus Engine D8C(XUD9UTF)	210033	Drive Shaft	54T	35	41	70	117	762					
	1994.08- 2002.04	MT	R	F	Bus Engine D8C(XUD9UTF)	210103	Drive Shaft		28	41	63	112.5	1079					
	1994.08- 2002.04	MT		F	Bus Engine D8C(XUD9UTF)	810011	Outer Joint	54T	35	45	70	117	73	I				
	1994.08- 2002.04	MT	L	F	Bus Engine D8C(XUD9UTF)	210105	Drive Shaft		28	37	63	112.5	771					
	1994.08- 2002.04	MT	L	F	Bus Engine D8C(XUD9UTF)	210067	Drive Shaft		35	41	70	117	762					
1.9 TD (68 kW)	1994.02- 2002.04	MT	R	F	Bus Engine D8C(XUD9UTF)	210104	Drive Shaft	54T	28	37	63	112.5	1072					
	1994.02- 2002.04	MT		F	Bus Engine D8C(XUD9UTF)	810013	Outer Joint	54T	28	39	63	112.5	63	I				
	1994.02- 2002.04	MT	L	F	Bus Engine D8C(XUD9UTF)	210035	Drive Shaft	54T	28	41	63	112.5	757.5					
	1994.02- 2002.04	MT	R	F	Bus Engine D8C(XUD9UTF)	210032	Drive Shaft	54T	35	41	70	117	1085					
	1994.02- 2002.04	MT	R	F	Bus Engine D8C(XUD9UTF)	210069	Drive Shaft		28	37	63	112.5	1072					
	1994.02- 2002.04	MT		F	Bus Engine D8C(XUD9UTF)	810050	Outer Joint		35	45	70	117	73	I				
	1994.02- 2002.04	MT	R	F	Bus Engine D8C(XUD9UTF)	210066	Drive Shaft		35	41	70	117	1085					
	1994.02- 2002.04	MT	L	F	Bus Engine D8C(XUD9UTF)	210102	Drive Shaft		28	41	63	112.5	757.5					
	1994.02- 2002.04	MT	R	F	Bus Engine D8C(XUD9UTF)	210036	Drive Shaft	54T	28	41	63	112.5	1079					
	1994.02- 2002.04	MT		F	Bus Engine D8C(XUD9UTF)	810012	Outer Joint		28	39	63	112.5	63	I				
	1994.02- 2002.04	MT	L	F	Bus Engine D8C(XUD9UTF)	210037	Drive Shaft	54T	28	37	63	112.5	771					
	1994.02- 2002.04	MT	L	F	Bus Engine D8C(XUD9UTF)	210033	Drive Shaft	54T	35	41	70	117	762					
	1994.02- 2002.04	MT	R	F	Bus Engine D8C(XUD9UTF)	210103	Drive Shaft		28	41	63	112.5	1079					
	1994.02- 2002.04	MT		F	Bus Engine D8C(XUD9UTF)	810011	Outer Joint	54T	35	45	70	117	73	I				
	1994.02- 2002.04	MT	L	F	Bus Engine D8C(XUD9UTF)	210105	Drive Shaft		28	37	63	112.5	771					
1994.02- 2002.04	MT	L	F	Bus Engine D8C(XUD9UTF)	210067	Drive Shaft		35	41	70	117	762						
1.9 TD 4x4 (68 kW)	1996.08- 2002.04	MT	R	F	All-wheel Drive Bus Engine D8C(XUD9UTF)	210104	Drive Shaft	54T	28	37	63	112.5	1072					
	1996.08- 2002.04	MT		F	All-wheel Drive Bus Engine D8C(XUD9UTF)	810013	Outer Joint	54T	28	39	63	112.5	63	I				
	1996.08- 2002.04	MT	L	F	All-wheel Drive Bus Engine D8C(XUD9UTF)	210035	Drive Shaft	54T	28	41	63	112.5	757.5					
	1996.08- 2002.04	MT	R	F	All-wheel Drive Bus Engine D8C(XUD9UTF)	210032	Drive Shaft	54T	35	41	70	117	1085					
	1996.08- 2002.04	MT	R	F	All-wheel Drive Bus Engine D8C(XUD9UTF)	210069	Drive Shaft		28	37	63	112.5	1072					
	1996.08- 2002.04	MT		F	All-wheel Drive Bus Engine D8C(XUD9UTF)	810050	Outer Joint		35	45	70	117	73	I				
	1996.08- 2002.04	MT	R	F	All-wheel Drive Bus Engine D8C(XUD9UTF)	210066	Drive Shaft		35	41	70	117	1085					
	1996.08- 2002.04	MT	L	F	All-wheel Drive Bus Engine D8C(XUD9UTF)	210102	Drive Shaft		28	41	63	112.5	757.5					
	1996.08- 2002.04	MT	R	F	All-wheel Drive Bus Engine D8C(XUD9UTF)	210036	Drive Shaft	54T	28	41	63	112.5	1079					
	1996.08- 2002.04	MT		F	All-wheel Drive Bus Engine D8C(XUD9UTF)	810012	Outer Joint		28	39	63	112.5	63	I				
	1996.08- 2002.04	MT	L	F	All-wheel Drive Bus Engine D8C(XUD9UTF)	210037	Drive Shaft	54T	28	37	63	112.5	771					
	1996.08- 2002.04	MT	L	F	All-wheel Drive Bus Engine D8C(XUD9UTF)	210033	Drive Shaft	54T	35	41	70	117	762					
	1996.08- 2002.04	MT	R	F	All-wheel Drive Bus Engine D8C(XUD9UTF)	210103	Drive Shaft		28	41	63	112.5	1079					
	1996.08- 2002.04	MT		F	All-wheel Drive Bus Engine D8C(XUD9UTF)	810011	Outer Joint	54T	35	45	70	117	73	I				
	1996.08- 2002.04	MT	L	F	All-wheel Drive Bus Engine D8C(XUD9UTF)	210105	Drive Shaft		28	37	63	112.5	771					
1996.08- 2002.04	MT	L	F	All-wheel Drive Bus Engine D8C(XUD9UTF)	210067	Drive Shaft		35	41	70	117	762						
2.0 (80 kW)	1994.02- 2002.04	MT	R	F	Bus Engine RFW(XU10J2U)	210104	Drive Shaft	54T	28	37	63	112.5	1072					
	1994.02- 2002.04	MT		F	Bus Engine RFW(XU10J2U)	810013	Outer Joint	54T	28	39	63	112.5	63	I				
	1994.02- 2002.04	MT	L	F	Bus Engine RFW(XU10J2U)	210035	Drive Shaft	54T	28	41	63	112.5	757.5					
	1994.02- 2002.04	MT	R	F	Bus Engine RFW(XU10J2U)	210032	Drive Shaft	54T	35	41	70	117	1085					
	1994.02- 2002.04	MT	R	F	Bus Engine RFW(XU10J2U)	210069	Drive Shaft		28	37	63	112.5	1072					
	1994.02- 2002.04	MT		F	Bus Engine RFW(XU10J2U)	810050	Outer Joint		35	45	70	117	73	I				
	1994.02- 2002.04	MT	R	F	Bus Engine RFW(XU10J2U)	210066	Drive Shaft		35	41	70	117	1085					
	1994.02- 2002.04	MT	L	F	Bus Engine RFW(XU10J2U)	210102	Drive Shaft		28	41	63	112.5	757.5					
	1994.02- 2002.04	MT	R	F	Bus Engine RFW(XU10J2U)	210036	Drive Shaft	54T	28	41	63	112.5	1079					
	1994.02- 2002.04	MT		F	Bus Engine RFW(XU10J2U)	810012	Outer Joint		28	39	63	112.5	63	I				
	1994.02- 2002.04	MT	L	F	Bus Engine RFW(XU10J2U)	210037	Drive Shaft	54T	28	37	63	112.5	771					
	1994.02- 2002.04	MT	L	F	Bus Engine RFW(XU10J2U)	210033	Drive Shaft	54T	35	41	70	117	762					
	1994.02- 2002.04	MT	R	F	Bus Engine RFW(XU10J2U)	210103	Drive Shaft		28	41	63	112.5	1079					
	1994.02- 2002.04	MT		F	Bus Engine RFW(XU10J2U)	810011	Outer Joint	54T	35	45	70	117	73	I				
	1994.02- 2002.04	MT	L	F	Bus Engine RFW(XU10J2U)	210105	Drive Shaft		28	37	63	112.5	771					
1994.02- 2002.04	MT	L	F	Bus Engine RFW(XU10J2U)	210067	Drive Shaft		35	41	70	117	762						
2.0 4x4 (80 kW)	1996.08- 2002.04	MT	R	F	All-wheel Drive Bus Engine RFW(XU10J2U)	210104	Drive Shaft	54T	28	37	63	112.5	1072					
	1996.08- 2002.04	MT		F	All-wheel Drive Bus Engine RFW(XU10J2U)	810013	Outer Joint	54T	28	39	63	112.5	63	I				
	1996.08- 2002.04	MT	L	F	All-wheel Drive Bus Engine RFW(XU10J2U)	210035	Drive Shaft	54T	28	41	63	112.5	757.5					
	1996.08- 2002.04	MT	R	F	All-wheel Drive Bus Engine RFW(XU10J2U)	210032	Drive Shaft	54T	35	41	70	117	1085					
	1996.08- 2002.04	MT	R	F	All-wheel Drive Bus Engine RFW(XU10J2U)	210069	Drive Shaft		28	37	63	112.5	1072					
	1996.08- 2002.04	MT		F	All-wheel Drive Bus Engine RFW(XU10J2U)	810050	Outer Joint		35	45	70	117	73	I				
	1996.08- 2002.04	MT	R	F	All-wheel Drive Bus Engine RFW(XU10J2U)	210066	Drive Shaft		35	41	70	117	1085					
	1996.08- 2002.04	MT	L	F	All-wheel Drive Bus Engine RFW(XU10J2U)	210102	Drive Shaft		28	41	63	112.5	757.5					





	 YEAR	TRANSM	L/R	F/R	REMARKS	GSP Ref.	 PRODUCT	 ABS	Technical Specifications							
									A	B	C	H	L	P		
CITROEN RELAY/JUMPER (230P)																
2.0 4x4 (80 kW)	1996.08- 2002.04	MT	R	F	All-wheel Drive Bus Engine RFW(XU10J2U)	210036	Drive Shaft	54T	28	41	63	112.5	1079			
	1996.08- 2002.04	MT		F	All-wheel Drive Bus Engine RFW(XU10J2U)	810012	Outer Joint		28	39	63	112.5	63	I		
	1996.08- 2002.04	MT	L	F	All-wheel Drive Bus Engine RFW(XU10J2U)	210037	Drive Shaft	54T	28	37	63	112.5	771			
	1996.08- 2002.04	MT	L	F	All-wheel Drive Bus Engine RFW(XU10J2U)	210033	Drive Shaft	54T	35	41	70	117	762			
	1996.08- 2002.04	MT	R	F	All-wheel Drive Bus Engine RFW(XU10J2U)	210103	Drive Shaft		28	41	63	112.5	1079			
	1996.08- 2002.04	MT		F	All-wheel Drive Bus Engine RFW(XU10J2U)	810011	Outer Joint	54T	35	45	70	117	73	I		
	1996.08- 2002.04	MT	L	F	All-wheel Drive Bus Engine RFW(XU10J2U)	210105	Drive Shaft		28	37	63	112.5	771			
2.5 D (63 kW)	1994.08- 2002.04	MT	L	F	Bus Engine T9A(DJ5)	210067	Drive Shaft		35	41	70	117	762			
	1994.08- 2002.04	MT	R	F	Bus Engine T9A(DJ5)	210104	Drive Shaft	54T	28	37	63	112.5	1072			
	1994.08- 2002.04	MT		F	Bus Engine T9A(DJ5)	810013	Outer Joint	54T	28	39	63	112.5	63	I		
	1994.08- 2002.04	MT	L	F	Bus Engine T9A(DJ5)	210035	Drive Shaft	54T	28	41	63	112.5	757.5			
	1994.08- 2002.04	MT	R	F	Bus Engine T9A(DJ5)	210032	Drive Shaft	54T	35	41	70	117	1085			
	1994.08- 2002.04	MT	R	F	Bus Engine T9A(DJ5)	210069	Drive Shaft		28	37	63	112.5	1072			
	1994.08- 2002.04	MT		F	Bus Engine T9A(DJ5)	810050	Outer Joint		35	45	70	117	73	I		
	1994.08- 2002.04	MT	R	F	Bus Engine T9A(DJ5)	210066	Drive Shaft		35	41	70	117	1085			
	1994.08- 2002.04	MT	L	F	Bus Engine T9A(DJ5)	210102	Drive Shaft		28	41	63	112.5	757.5			
	1994.08- 2002.04	MT	R	F	Bus Engine T9A(DJ5)	210036	Drive Shaft	54T	28	41	63	112.5	1079			
	1994.08- 2002.04	MT		F	Bus Engine T9A(DJ5)	810012	Outer Joint		28	39	63	112.5	63	I		
	1994.08- 2002.04	MT	L	F	Bus Engine T9A(DJ5)	210037	Drive Shaft	54T	28	37	63	112.5	771			
	1994.08- 2002.04	MT	L	F	Bus Engine T9A(DJ5)	210033	Drive Shaft	54T	35	41	70	117	762			
	1994.08- 2002.04	MT	R	F	Bus Engine T9A(DJ5)	210103	Drive Shaft		28	41	63	112.5	1079			
	1994.08- 2002.04	MT		F	Bus Engine T9A(DJ5)	810011	Outer Joint	54T	35	45	70	117	73	I		
2.5 D 4x4 (63 kW)	1996.08- 2002.04	MT	L	F	All-wheel Drive Bus Engine T9A(DJ5)	210067	Drive Shaft		35	41	70	117	762			
	1996.08- 2002.04	MT	R	F	All-wheel Drive Bus Engine T9A(DJ5)	210104	Drive Shaft	54T	28	37	63	112.5	1072			
	1996.08- 2002.04	MT		F	All-wheel Drive Bus Engine T9A(DJ5)	810013	Outer Joint	54T	28	39	63	112.5	63	I		
	1996.08- 2002.04	MT	L	F	All-wheel Drive Bus Engine T9A(DJ5)	210035	Drive Shaft	54T	28	41	63	112.5	757.5			
	1996.08- 2002.04	MT	R	F	All-wheel Drive Bus Engine T9A(DJ5)	210032	Drive Shaft	54T	35	41	70	117	1085			
	1996.08- 2002.04	MT	R	F	All-wheel Drive Bus Engine T9A(DJ5)	210069	Drive Shaft		28	37	63	112.5	1072			
	1996.08- 2002.04	MT		F	All-wheel Drive Bus Engine T9A(DJ5)	810050	Outer Joint		35	45	70	117	73	I		
	1996.08- 2002.04	MT	R	F	All-wheel Drive Bus Engine T9A(DJ5)	210066	Drive Shaft		35	41	70	117	1085			
	1996.08- 2002.04	MT	L	F	All-wheel Drive Bus Engine T9A(DJ5)	210102	Drive Shaft		28	41	63	112.5	757.5			
	1996.08- 2002.04	MT	R	F	All-wheel Drive Bus Engine T9A(DJ5)	210036	Drive Shaft	54T	28	41	63	112.5	1079			
	1996.08- 2002.04	MT		F	All-wheel Drive Bus Engine T9A(DJ5)	810012	Outer Joint		28	39	63	112.5	63	I		
	1996.08- 2002.04	MT	L	F	All-wheel Drive Bus Engine T9A(DJ5)	210037	Drive Shaft	54T	28	37	63	112.5	771			
	1996.08- 2002.04	MT	L	F	All-wheel Drive Bus Engine T9A(DJ5)	210033	Drive Shaft	54T	35	41	70	117	762			
	1996.08- 2002.04	MT	R	F	All-wheel Drive Bus Engine T9A(DJ5)	210103	Drive Shaft		28	41	63	112.5	1079			
	1996.08- 2002.04	MT		F	All-wheel Drive Bus Engine T9A(DJ5)	810011	Outer Joint	54T	35	45	70	117	73	I		
2.5 TD (76 kW)	1994.08- 2002.04	MT	L	F	Bus Engine T8A(DJ5T)	210067	Drive Shaft		35	41	70	117	762			
	1994.08- 2002.04	MT	R	F	Bus Engine T8A(DJ5T)	210104	Drive Shaft	54T	28	37	63	112.5	1072			
	1994.08- 2002.04	MT		F	Bus Engine T8A(DJ5T)	810013	Outer Joint	54T	28	39	63	112.5	63	I		
	1994.08- 2002.04	MT	L	F	Bus Engine T8A(DJ5T)	210035	Drive Shaft	54T	28	41	63	112.5	757.5			
	1994.08- 2002.04	MT	R	F	Bus Engine T8A(DJ5T)	210032	Drive Shaft	54T	35	41	70	117	1085			
	1994.08- 2002.04	MT	R	F	Bus Engine T8A(DJ5T)	210069	Drive Shaft		28	37	63	112.5	1072			
	1994.08- 2002.04	MT		F	Bus Engine T8A(DJ5T)	810050	Outer Joint		35	45	70	117	73	I		
	1994.08- 2002.04	MT	R	F	Bus Engine T8A(DJ5T)	210066	Drive Shaft		35	41	70	117	1085			
	1994.08- 2002.04	MT	L	F	Bus Engine T8A(DJ5T)	210102	Drive Shaft		28	41	63	112.5	757.5			
	1994.08- 2002.04	MT	R	F	Bus Engine T8A(DJ5T)	210036	Drive Shaft	54T	28	41	63	112.5	1079			
	1994.08- 2002.04	MT		F	Bus Engine T8A(DJ5T)	810012	Outer Joint		28	39	63	112.5	63	I		
	1994.08- 2002.04	MT	L	F	Bus Engine T8A(DJ5T)	210037	Drive Shaft	54T	28	37	63	112.5	771			
	1994.08- 2002.04	MT	L	F	Bus Engine T8A(DJ5T)	210033	Drive Shaft	54T	35	41	70	117	762			
	1994.08- 2002.04	MT	R	F	Bus Engine T8A(DJ5T)	210103	Drive Shaft		28	41	63	112.5	1079			
	1994.08- 2002.04	MT		F	Bus Engine T8A(DJ5T)	810011	Outer Joint	54T	35	45	70	117	73	I		
2.5 TD 4x4 (76 kW)	1996.08- 2002.04	MT	L	F	All-wheel Drive Bus Engine T8A(DJ5T)	210067	Drive Shaft		35	41	70	117	762			
	1996.08- 2002.04	MT	R	F	All-wheel Drive Bus Engine T8A(DJ5T)	210104	Drive Shaft	54T	28	37	63	112.5	1072			
	1996.08- 2002.04	MT		F	All-wheel Drive Bus Engine T8A(DJ5T)	810013	Outer Joint	54T	28	39	63	112.5	63	I		
	1996.08- 2002.04	MT	L	F	All-wheel Drive Bus Engine T8A(DJ5T)	210035	Drive Shaft	54T	28	41	63	112.5	757.5			
	1996.08- 2002.04	MT	R	F	All-wheel Drive Bus Engine T8A(DJ5T)	210032	Drive Shaft	54T	35	41	70	117	1085			
1996.08- 2002.04	MT	R	F	All-wheel Drive Bus Engine T8A(DJ5T)	210069	Drive Shaft		28	37	63	112.5	1072				





	 YEAR	TRANSM	L/R	F/R	REMARKS	GSP Ref.	 PRODUCT	 ABS	Technical Specifications								
									A	B	C	H	L	P			
CITROEN RELAY/JUMPER (230P)																	
2.5 TD 4x4 (76 kW)	1996.08- 2002.04	MT		F	All-wheel Drive Bus Engine T8A(DJ5T)	810050	Outer Joint		35	45	70	117	73	I			
	1996.08- 2002.04	MT	R	F	All-wheel Drive Bus Engine T8A(DJ5T)	210066	Drive Shaft		35	41	70	117	1085				
	1996.08- 2002.04	MT	L	F	All-wheel Drive Bus Engine T8A(DJ5T)	210102	Drive Shaft		28	41	63	112.5	757.5				
	1996.08- 2002.04	MT	R	F	All-wheel Drive Bus Engine T8A(DJ5T)	210036	Drive Shaft	54T	28	41	63	112.5	1079				
	1996.08- 2002.04	MT		F	All-wheel Drive Bus Engine T8A(DJ5T)	810012	Outer Joint		28	39	63	112.5	63	I			
	1996.08- 2002.04	MT	L	F	All-wheel Drive Bus Engine T8A(DJ5T)	210037	Drive Shaft	54T	28	37	63	112.5	771				
	1996.08- 2002.04	MT	L	F	All-wheel Drive Bus Engine T8A(DJ5T)	210033	Drive Shaft	54T	35	41	70	117	762				
	1996.08- 2002.04	MT	R	F	All-wheel Drive Bus Engine T8A(DJ5T)	210103	Drive Shaft		28	41	63	112.5	1079				
	1996.08- 2002.04	MT		F	All-wheel Drive Bus Engine T8A(DJ5T)	810011	Outer Joint	54T	35	45	70	117	73	I			
2.5 TDi (79 kW)	1996.12- 2000.11	MT	L	F	Bus Engine THX(DJ5TED)	210067	Drive Shaft		35	41	70	117	762				
	1996.12- 2000.11	MT	R	F	Bus Engine THX(DJ5TED)	210104	Drive Shaft	54T	28	37	63	112.5	1072				
	1996.12- 2000.11	MT		F	Bus Engine THX(DJ5TED)	810013	Outer Joint	54T	28	39	63	112.5	63	I			
	1996.12- 2000.11	MT	L	F	Bus Engine THX(DJ5TED)	210035	Drive Shaft	54T	28	41	63	112.5	757.5				
	1996.12- 2000.11	MT	R	F	Bus Engine THX(DJ5TED)	210032	Drive Shaft	54T	35	41	70	117	1085				
	1996.12- 2000.11	MT	R	F	Bus Engine THX(DJ5TED)	210069	Drive Shaft		28	37	63	112.5	1072				
	1996.12- 2000.11	MT		F	Bus Engine THX(DJ5TED)	810050	Outer Joint		35	45	70	117	73	I			
	1996.12- 2000.11	MT	R	F	Bus Engine THX(DJ5TED)	210066	Drive Shaft		35	41	70	117	1085				
	1996.12- 2000.11	MT	L	F	Bus Engine THX(DJ5TED)	210102	Drive Shaft		28	41	63	112.5	757.5				
	1996.12- 2000.11	MT	R	F	Bus Engine THX(DJ5TED)	210036	Drive Shaft	54T	28	41	63	112.5	1079				
	1996.12- 2000.11	MT		F	Bus Engine THX(DJ5TED)	810012	Outer Joint		28	39	63	112.5	63	I			
	1996.12- 2000.11	MT	L	F	Bus Engine THX(DJ5TED)	210037	Drive Shaft	54T	28	37	63	112.5	771				
	1996.12- 2000.11	MT	L	F	Bus Engine THX(DJ5TED)	210033	Drive Shaft	54T	35	41	70	117	762				
	1996.12- 2000.11	MT	R	F	Bus Engine THX(DJ5TED)	210103	Drive Shaft		28	41	63	112.5	1079				
	1996.12- 2000.11	MT		F	Bus Engine THX(DJ5TED)	810011	Outer Joint	54T	35	45	70	117	73	I			
2.5 TDi 4x4 (79 kW)	1996.12- 2000.11	MT	L	F	All-wheel Drive Bus Engine THX(DJ5TED)	210067	Drive Shaft		35	41	70	117	762				
	1996.12- 2000.11	MT	R	F	All-wheel Drive Bus Engine THX(DJ5TED)	210104	Drive Shaft	54T	28	37	63	112.5	1072				
	1996.12- 2000.11	MT		F	All-wheel Drive Bus Engine THX(DJ5TED)	810013	Outer Joint	54T	28	39	63	112.5	63	I			
	1996.12- 2000.11	MT	L	F	All-wheel Drive Bus Engine THX(DJ5TED)	210035	Drive Shaft	54T	28	41	63	112.5	757.5				
	1996.12- 2000.11	MT	R	F	All-wheel Drive Bus Engine THX(DJ5TED)	210032	Drive Shaft	54T	35	41	70	117	1085				
	1996.12- 2000.11	MT	R	F	All-wheel Drive Bus Engine THX(DJ5TED)	210069	Drive Shaft		28	37	63	112.5	1072				
	1996.12- 2000.11	MT		F	All-wheel Drive Bus Engine THX(DJ5TED)	810050	Outer Joint		35	45	70	117	73	I			
	1996.12- 2000.11	MT	R	F	All-wheel Drive Bus Engine THX(DJ5TED)	210066	Drive Shaft		35	41	70	117	1085				
	1996.12- 2000.11	MT	L	F	All-wheel Drive Bus Engine THX(DJ5TED)	210102	Drive Shaft		28	41	63	112.5	757.5				
	1996.12- 2000.11	MT	R	F	All-wheel Drive Bus Engine THX(DJ5TED)	210036	Drive Shaft	54T	28	41	63	112.5	1079				
	1996.12- 2000.11	MT		F	All-wheel Drive Bus Engine THX(DJ5TED)	810012	Outer Joint		28	39	63	112.5	63	I			
	1996.12- 2000.11	MT	L	F	All-wheel Drive Bus Engine THX(DJ5TED)	210037	Drive Shaft	54T	28	37	63	112.5	771				
	1996.12- 2000.11	MT	L	F	All-wheel Drive Bus Engine THX(DJ5TED)	210033	Drive Shaft	54T	35	41	70	117	762				
	1996.12- 2000.11	MT	R	F	All-wheel Drive Bus Engine THX(DJ5TED)	210103	Drive Shaft		28	41	63	112.5	1079				
	1996.12- 2000.11	MT		F	All-wheel Drive Bus Engine THX(DJ5TED)	810011	Outer Joint	54T	35	45	70	117	73	I			
2.8 HDi (94 kW)	2000.09- 2002.04	MT	L	F	Bus Engine 8140.43S	210067	Drive Shaft		35	41	70	117	762				
	2000.09- 2002.04	MT	R	F	Bus Engine 8140.43S	210032	Drive Shaft	54T	35	41	70	117	1085				
	2000.09- 2002.04	MT		F	Bus Engine 8140.43S	810050	Outer Joint		35	45	70	117	73	I			
	2000.09- 2002.04	MT	R	F	Bus Engine 8140.43S	210066	Drive Shaft		35	41	70	117	1085				
	2000.09- 2002.04	MT	L	F	Bus Engine 8140.43S	210033	Drive Shaft	54T	35	41	70	117	762				
	2000.09- 2002.04	MT		F	Bus Engine 8140.43S	810011	Outer Joint	54T	35	45	70	117	73	I			
RELAY/JUMPER (244)																	
2.0 (81 kW)	2002.04-	MT		F	Box Engine XU10J2	810013	Outer Joint	54T	28	39	63	112.5	63	I			
	2002.04-	MT		F	Box Engine XU10J2	810011	Outer Joint	54T	35	45	70	117	73	I			
2.0 HDi (62 kW)	2002.04-	MT		F	Box Engine RHV(DW10TD)/RHV(DW10UTD)	810013	Outer Joint	54T	28	39	63	112.5	63	I			
	2002.04-	MT		F	Platform/Chassis Engine RHV(DW10UTD)	810013	Outer Joint	54T	28	39	63	112.5	63	I			
2.8 HDi (94 kW)	2002.04-	MT		F	Box Engine 8140.43S	810013	Outer Joint	54T	28	39	63	112.5	63	I			
	2002.04-	MT		F	Platform/Chassis Engine 8140.43S	810013	Outer Joint	54T	28	39	63	112.5	63	I			
	2002.04-	MT		F	Box Engine 8140.43S	810011	Outer Joint	54T	35	45	70	117	73	I			
	2002.04-	MT		F	Platform/Chassis Engine 8140.43S	810011	Outer Joint	54T	35	45	70	117	73	I			
2.8 HDi 4x4 (94 kW)	2002.04-	MT		F	All-wheel Drive Box Engine 8140.43S	810013	Outer Joint	54T	28	39	63	112.5	63	I			
RELAY/JUMPER (244, Z.)																	
2.0 (81 kW)	2002.04-	MT		F	Bus Engine XU10J2	810013	Outer Joint	54T	28	39	63	112.5	63	I			
	2002.04-	MT		F	Bus Engine XU10J2	810011	Outer Joint	54T	35	45	70	117	73	I			
2.0 HDi (62 kW)	2002.04-	MT		F	Bus Engine RHV(DW10UTD)	810013	Outer Joint	54T	28	39	63	112.5	63	I			





	 YEAR	TRANSM	L/R	F/R	REMARKS	GSP Ref.	 PRODUCT	 ABS	Technical Specifications									
									A	B	C	H	L	P				
CITROEN																		
RELAY/JUMPER(244, Z)																		
2.8 HDi (94 kW)	2002.04-	MT		F	Bus Engine 8140.43S	810013	Outer Joint	54T	28	39	63	112.5	63	I				
	2002.04-	MT		F	Bus Engine 8140.43S	810011	Outer Joint	54T	35	45	70	117	73	I				
RELAY/JUMPER VNA																		
2.2 HDi (74 kW)	2006.04-	5MT/6MT		F	Box Engine 4HV(P22DTE)	817045	Outer Joint		35	29	71.5	127	71	M				
	2006.04-	5MT/6MT		F	Box Engine 4HV(P22DTE)	817055	Outer Joint		35	27	71.5	127	66.5	I				
	2006.04-	5MT/6MT		F	Box Engine 4HV(P22DTE)	617020	Inner Joint		41	29	34.85	403	109					
	2006.04-	5MT/6MT		F	Box Engine 4HV(P22DTE)	610038	Inner Joint		41	27	34.85	403	102					
	2006.04-	5MT/6MT	L	F	Box Engine 4HV(P22DTE)	617028	Inner Joint		41	29	43	69.5	109.5					
	2006.04-	5MT/6MT	L	F	Box Engine 4HV(P22DTE)	617042	Inner Joint		41	27	43	70	102					
2.2 HDi (88 kW)	2006.04-	5MT/6MT		F	Box Engine 4HU(P22DTE)	817045	Outer Joint		35	29	71.5	127	71	M				
	2006.04-	5MT/6MT		F	Box Engine 4HU(P22DTE)	817055	Outer Joint		35	27	71.5	127	66.5	I				
	2006.04-	5MT/6MT		F	Box Engine 4HU(P22DTE)	617020	Inner Joint		41	29	34.85	403	109					
	2006.04-	5MT/6MT		F	Box Engine 4HU(P22DTE)	610038	Inner Joint		41	27	34.85	403	102					
	2006.04-	5MT/6MT	L	F	Box Engine 4HU(P22DTE)	617028	Inner Joint		41	29	43	69.5	109.5					
	2006.04-	5MT/6MT	L	F	Box Engine 4HU(P22DTE)	617042	Inner Joint		41	27	43	70	102					
3.0 HDi (116 kW)	2006.09-	6MT		F	Box Engine F1CE0481D(F30DT)	817060	Outer Joint		35	29	71.5	127	71	I				
	2006.09-	6MT		F	Box Engine F1CE0481D(F30DT)	617021	Inner Joint		31	29	34.85	530	109					
	2006.09-	6MT		F	Box Engine F1CE0481D(F30DT)	617022	Inner Joint		31	29	44.95	77	109.5					
SAXO																		
-			L			210045	Drive Shaft	48T	21	22	50	86.5	625					
						610006	Inner Joint		22	22	40	58.5	87					
1.0 X (55 KW)	1996.05-					810034	Outer Joint		21	20	50	81.5	54	O				
1.1 X,SX (55 KW)	1996.05-					810034	Outer Joint		21	20	50	81.5	54	O				
SAXO (S0, S1)																		
1.0 X (33 kW)	1996.05- 1998.11		R	F	Hatchback Engine CDZ(TU9M)	210186	Drive Shaft	48T	21	22	54	75.5	799					
	1996.05- 1998.11	MT	L	F	Hatchback Engine CDZ(TU9M)	210009	Drive Shaft		21	22	50	81.5	618					
	1996.05- 1998.11	MT	R	F	Hatchback Engine CDZ(TU9M)	210008	Drive Shaft		21	22	50	81.5	800					
1.0 X (37 kW)	1998.05- 2003.06		R	F	Hatchback Engine CDZ(TU9M)	210186	Drive Shaft	48T	21	22	54	75.5	799					
	1998.05- 2003.06	MT	L	F	Hatchback Engine CDZ(TU9M)	210161	Drive Shaft		21	22	58.5	86	624					
	1998.05- 2003.06	MT	L	F	Hatchback Engine CDZ(TU9M)	210009	Drive Shaft		21	22	50	81.5	618					
	1998.05- 2003.06	MT	R	F	Hatchback Engine CDZ(TU9M)	210156	Drive Shaft		21	22	58.5	86	807					
	1998.05- 2003.06	MT	R	F	Hatchback Engine CDZ(TU9M)	210008	Drive Shaft		21	22	50	81.5	800					
	1998.05- 2003.06	MT	L	F	Hatchback Engine CDZ(TU9M)	299006	Drive Shaft	48T	21	22	58.5	86	624					
	1998.05- 2003.06	MT	R	F	Hatchback Engine CDZ(TU9M)	210085	Drive Shaft		21	22	56.4	76	798					
	1998.05- 2003.06	MT	R	F	Hatchback Engine CDZ(TU9M)	299010	Drive Shaft	48T	21	22	58.5	86	807					
	1998.05- 2003.06	MT	L	F	Hatchback Engine CDZ(TU9M)	210164	Drive Shaft		21	22	58.5	76	614					
1.1 X,SX (40 kW)	1996.05- 2003.09		R	F	Hatchback Engine HDZ(TU1M)	210186	Drive Shaft	48T	21	22	54	75.5	799					
	1996.05- 2003.09	MT	L	F	Hatchback Engine HDZ(TU1M)	210161	Drive Shaft		21	22	58.5	86	624					
	1996.05- 2003.09	MT	L	F	Hatchback Engine HDZ(TU1M)	210009	Drive Shaft		21	22	50	81.5	618					
	1996.05- 2003.09	MT	R	F	Hatchback Engine HDZ(TU1M)	210156	Drive Shaft		21	22	58.5	86	807					
	1996.05- 2003.09	MT	R	F	Hatchback Engine HDZ(TU1M)	210008	Drive Shaft		21	22	50	81.5	800					
	1996.05- 2003.09	MT	L	F	Hatchback Engine HDZ(TU1M)	299006	Drive Shaft	48T	21	22	58.5	86	624					
	1996.05- 2003.09	MT	R	F	Hatchback Engine HDZ(TU1M)	210085	Drive Shaft		21	22	56.4	76	798					
	1996.05- 2003.09	MT	R	F	Hatchback Engine HDZ(TU1M)	299010	Drive Shaft	48T	21	22	58.5	86	807					
	1996.05- 2003.09	MT	L	F	Hatchback Engine HDZ(TU1M)	210164	Drive Shaft		21	22	58.5	76	614					
	1996.05- 2003.09	MT	R	F	Hatchback Engine HDZ(TU1M)	210042	Drive Shaft	48T	21	22	56.4	76	798					
	1996.05- 2003.09	MT	L	F	Hatchback Engine HDZ(TU1M)	210038	Drive Shaft	48T	21	22	58.5	76	614					
1.1 X,SX (44 kW)	1996.05- 2003.09		R	F	Hatchback Engine HDZ(TU1M)/HFX(TU1JP)	210186	Drive Shaft	48T	21	22	54	75.5	799					
	1996.05- 2003.09	MT	L	F	Hatchback Engine HDZ(TU1M)/HFX(TU1JP)	210161	Drive Shaft		21	22	58.5	86	624					
	1996.05- 2003.09	MT	L	F	Hatchback Engine HDZ(TU1M)/HFX(TU1JP)	210009	Drive Shaft		21	22	50	81.5	618					
	1996.05- 2003.09	MT	R	F	Hatchback Engine HDZ(TU1M)/HFX(TU1JP)	210156	Drive Shaft		21	22	58.5	86	807					
	1996.05- 2003.09	MT	R	F	Hatchback Engine HDZ(TU1M)/HFX(TU1JP)	210008	Drive Shaft		21	22	50	81.5	800					
	1996.05- 2003.09	MT	L	F	Hatchback Engine HDZ(TU1M)/HFX(TU1JP)	299006	Drive Shaft	48T	21	22	58.5	86	624					
	1996.05- 2003.09	MT	R	F	Hatchback Engine HDZ(TU1M)/HFX(TU1JP)	210085	Drive Shaft		21	22	56.4	76	798					
	1996.05- 2003.09	MT	R	F	Hatchback Engine HDZ(TU1M)/HFX(TU1JP)	299010	Drive Shaft	48T	21	22	58.5	86	807					
	1996.05- 2003.09	MT	L	F	Hatchback Engine HDZ(TU1M)/HFX(TU1JP)	210164	Drive Shaft		21	22	58.5	76	614					
1.4 VTS (55 kW)	1996.05- 2003.06		R	F	Hatchback Engine KFW(TU3JP)/KFX(TU3JP)	210186	Drive Shaft	48T	21	22	54	75.5	799					
	1996.05- 2003.06	MT	L	F	Hatchback Engine KFW(TU3JP)/KFX(TU3JP)	210161	Drive Shaft		21	22	58.5	86	624					
	1996.05- 2003.06	MT	R	F	Hatchback Engine KFW(TU3JP)/KFX(TU3JP)	210156	Drive Shaft		21	22	58.5	86	807					
	1996.05- 2003.06	MT	L	F	Hatchback Engine KFW(TU3JP)/KFX(TU3JP)	299006	Drive Shaft	48T	21	22	58.5	86	624					
	1996.05- 2003.06	MT	R	F	Hatchback Engine KFW(TU3JP)/KFX(TU3JP)	210085	Drive Shaft		21	22	56.4	76	798					
	1996.05- 2003.06	MT	R	F	Hatchback Engine KFW(TU3JP)/KFX(TU3JP)	299010	Drive Shaft	48T	21	22	58.5	86	807					
	1996.05- 2003.06	MT	L	F	Hatchback Engine KFW(TU3JP)/KFX(TU3JP)	210164	Drive Shaft		21	22	58.5	76	614					
	1996.05- 2003.06	MT	R	F	Hatchback Engine KFW(TU3JP)/KFX(TU3JP)	299010	Drive Shaft	48T	21	22	58.5	86	807					





	 YEAR	TRANSM	L/R	F/R	REMARKS	GSP Ref.	 PRODUCT	 ABS	Technical Specifications								
									A	B	C	H	L	P			
CITROEN SAXO (S0, S1)																	
1.4 VTS (55 kW)	1996.05- 2003.06	MT	L	F	Hatchback Engine KFW(TU3JP)/KFX(TU3JP)	210164	Drive Shaft		21	22	58.5	76	614				
	1996.05- 2003.06	MT	R	F	Hatchback Engine KFW(TU3JP)/KFX(TU3JP)	210042	Drive Shaft	48T	21	22	56.4	76	798				
	1996.05- 2003.06	MT	L	F	Hatchback Engine KFW(TU3JP)/KFX(TU3JP)	210038	Drive Shaft	48T	21	22	58.5	76	614				
	1996.05- 2003.06	AT	L	F	Hatchback Engine KFW(TU3JP)/KFX(TU3JP)	210138	Drive Shaft	48T	21	29.95	50	86	603.5				
1.5 D (40 kW)	1996.09- 2003.09		R	F	Hatchback Engine VJY(TUD5)	210186	Drive Shaft	48T	21	22	54	75.5	799				
	1996.09- 2003.09	MT	L	F	Hatchback Engine VJY(TUD5)	210161	Drive Shaft		21	22	58.5	86	624				
	1996.09- 2003.09	MT	L	F	Hatchback Engine VJY(TUD5)	299007	Drive Shaft	48T	21	22	58.5	76	608				
	1996.09- 2003.09	MT	R	F	Hatchback Engine VJY(TUD5)	210156	Drive Shaft		21	22	58.5	86	807				
	1996.09- 2003.09	MT	L	F	Hatchback Engine VJY(TUD5)	299006	Drive Shaft	48T	21	22	58.5	86	624				
	1996.09- 2003.09	MT	R	F	Hatchback Engine VJY(TUD5)	299010	Drive Shaft	48T	21	22	58.5	86	807				
1.5 D (42 kW)	1996.09- 2001.06		R	F	Hatchback Engine VJZ(TUD5)	210186	Drive Shaft	48T	21	22	54	75.5	799				
	1996.09- 2001.06	MT	L	F	Hatchback Engine VJZ(TUD5)	210161	Drive Shaft		21	22	58.5	86	624				
	1996.09- 2001.06	MT	L	F	Hatchback Engine VJZ(TUD5)	299007	Drive Shaft	48T	21	22	58.5	76	608				
	1996.09- 2001.06	MT	R	F	Hatchback Engine VJZ(TUD5)	210156	Drive Shaft		21	22	58.5	86	807				
	1996.09- 2001.06	MT	L	F	Hatchback Engine VJZ(TUD5)	299006	Drive Shaft	48T	21	22	58.5	86	624				
	1996.09- 2001.06	MT	R	F	Hatchback Engine VJZ(TUD5)	299010	Drive Shaft	48T	21	22	58.5	86	807				
1.5 D (43 kW)	2001.07- 2004.04		R	F	Hatchback	210186	Drive Shaft	48T	21	22	54	75.5	799				
1.6 (66 kW)	1996.02- 2003.06	MT	L	F	Hatchback Engine NFZ(TU5JP)	210020	Drive Shaft	48T	21	22	58.5	76	615				
	1996.02- 2003.06	MT	R	F	Hatchback Engine NFZ(TU5JP)	210174	Drive Shaft	48T	21	22	58.5	76	800				
	1996.02- 2003.06	MT	L	F	Hatchback Engine NFZ(TU5JP)	210157	Drive Shaft		21	22	58.5	86	616				
	1996.02- 2003.06	MT	R	F	Hatchback Engine NFZ(TU5JP)	210152	Drive Shaft		21	22	50	85	812				
	1996.02- 2003.06	MT	L	F	Hatchback Engine NFZ(TU5JP)	210048	Drive Shaft	48T	21	22	58.5	86	616				
	1996.02- 2003.06	MT	R	F	Hatchback Engine NFZ(TU5JP)	210049	Drive Shaft	48T	21	22	58.5	86	811.5				
1.6 (74 kW)	2001.02- 2004.04		L	F	Hatchback Engine NFT	210157	Drive Shaft		21	22	58.5	86	616				
	2001.02- 2004.04		R	F	Hatchback Engine NFT	210152	Drive Shaft		21	22	50	85	812				
	2001.02- 2004.04		L	F	Hatchback Engine NFT	210048	Drive Shaft	48T	21	22	58.5	86	616				
	2001.02- 2004.04		R	F	Hatchback Engine NFT	210049	Drive Shaft	48T	21	22	58.5	86	811.5				
1.6 (88 kW)	1996.02- 2004.04		L	F	Hatchback Engine NFX(TU5JP4)	210020	Drive Shaft	48T	21	22	58.5	76	615				
	1996.02- 2004.04		R	F	Hatchback Engine NFX(TU5JP4)	210174	Drive Shaft	48T	21	22	58.5	76	800				
	1996.02- 2004.04		L	F	Hatchback Engine NFX(TU5JP4)	210157	Drive Shaft		21	22	58.5	86	616				
	1996.02- 2004.04		R	F	Hatchback Engine NFX(TU5JP4)	210152	Drive Shaft		21	22	50	85	812				
	1996.02- 2004.04		L	F	Hatchback Engine NFX(TU5JP4)	210048	Drive Shaft	48T	21	22	58.5	86	616				
	1996.02- 2004.04		R	F	Hatchback Engine NFX(TU5JP4)	210049	Drive Shaft	48T	21	22	58.5	86	811.5				
1.6 VTL,VTR (65 kW)	1996.05- 2003.06	MT	L	F	Hatchback Engine NFZ(TU5JP)	210020	Drive Shaft	48T	21	22	58.5	76	615				
	1996.05- 2003.06	MT	R	F	Hatchback Engine NFZ(TU5JP)	210174	Drive Shaft	48T	21	22	58.5	76	800				
	1996.05- 2003.06	MT	L	F	Hatchback Engine NFZ(TU5JP)	210159	Drive Shaft		21	22	58.5	76	615				
	1996.05- 2003.06	MT	R	F	Hatchback Engine NFZ(TU5JP)	210118	Drive Shaft		21	22	56.4	76	800				
	1996.05- 2003.06	MT	L	F	Hatchback Engine NFZ(TU5JP)	210157	Drive Shaft		21	22	58.5	86	616				
	1996.05- 2003.06	MT	R	F	Hatchback Engine NFZ(TU5JP)	210152	Drive Shaft		21	22	50	85	812				
	1996.05- 2003.06	MT	L	F	Hatchback Engine NFZ(TU5JP)	210048	Drive Shaft	48T	21	22	58.5	86	616				
	1996.05- 2003.06	MT	R	F	Hatchback Engine NFZ(TU5JP)	210049	Drive Shaft	48T	21	22	58.5	86	811.5				
1.6 VTS (72 kW)	2000.09- 2003.09		L	F	Hatchback Engine NFT	210157	Drive Shaft		21	22	58.5	86	616				
	2000.09- 2003.09		R	F	Hatchback Engine NFT	210152	Drive Shaft		21	22	50	85	812				
	2000.09- 2003.09		L	F	Hatchback Engine NFT	210048	Drive Shaft	48T	21	22	58.5	86	616				
	2000.09- 2003.09		R	F	Hatchback Engine NFT	210049	Drive Shaft	48T	21	22	58.5	86	811.5				
1.6 VTS (87 kW)	1996.06- 2003.09	MT	L	F	Hatchback Engine NFX(TU5JP4)	210020	Drive Shaft	48T	21	22	58.5	76	615				
	1996.06- 2003.09	MT	R	F	Hatchback Engine NFX(TU5JP4)	210174	Drive Shaft	48T	21	22	58.5	76	800				
	1996.06- 2003.09	MT	L	F	Hatchback Engine NFX(TU5JP4)	210159	Drive Shaft		21	22	58.5	76	615				
	1996.06- 2003.09	MT	R	F	Hatchback Engine NFX(TU5JP4)	210118	Drive Shaft		21	22	56.4	76	800				
	1996.06- 2003.09	MT	L	F	Hatchback Engine NFX(TU5JP4)	210157	Drive Shaft		21	22	58.5	86	616				
	1996.06- 2003.09	MT	R	F	Hatchback Engine NFX(TU5JP4)	210152	Drive Shaft		21	22	50	85	812				
	1996.06- 2003.09	MT	L	F	Hatchback Engine NFX(TU5JP4)	210048	Drive Shaft	48T	21	22	58.5	86	616				
	1996.06- 2003.09	MT	R	F	Hatchback Engine NFX(TU5JP4)	210049	Drive Shaft	48T	21	22	58.5	86	811.5				
SAXO II																	
1.0/1.1	1999.10-	MT	R	F		210046	Drive Shaft		21	22	50	86.5	806				
1.4 D/1.5 D	1999.10-					610008	Inner Joint		22	22	40.4	94	81.5				
1.4/1.5 D	1999.10-	MT	R	F		210046	Drive Shaft		21	22	50	86.5	806				
1.6 16V	1999.10-	MT	R	F		210119	Drive Shaft	48T	21	22	50	85	812				
1.6 8V	1999.10-	MT	R	F		210119	Drive Shaft	48T	21	22	50	85	812				





	 YEAR	TRANSM	L/R	F/R	REMARKS	GSP Ref.	 PRODUCT	 ABS	Technical Specifications								
									A	B	C	H	L	P			
CITROEN																	
SYNERGIE/EVASION (22, U6)																	
1.8 (73 kW)	1997.05- 2002.07	MT	L	F	MPV Engine LFZ(XU7JP)	210052	Drive Shaft		27	24	61	82	648				
	1997.05- 2002.07	MT	R	F	MPV Engine LFZ(XU7JP)	210120	Drive Shaft		27	24	59	82	928				
	1997.05- 2002.07	MT	L	F	MPV Engine LFZ(XU7JP)	210082	Drive Shaft	48T	27	24	59	82	648				
	1997.05- 2002.07			F	MPV Engine LFZ(XU7JP)	810018	Outer Joint	48T	27	34	61	82	55	I			
	1997.05- 2002.07	MT	R	F	MPV Engine LFZ(XU7JP)	210012	Drive Shaft	48T	27	24	64	80.5	928				
1.9 TD (66 kW)	1994.11- 2002.07	MT	R	F	MPV Engine D8B(XUD9TF)/DHX(XUD9TF/BTF)	210155	Drive Shaft		27	37	59	82	947				
	1994.11- 2002.07	MT	L	F	MPV Engine D8B(XUD9TF)/DHX(XUD9TF/BTF)	210016	Drive Shaft	48T	27	37	59	82	641				
	1994.11- 2002.07	MT	R	F	MPV Engine D8B(XUD9TF)/DHX(XUD9TF/BTF)	210014	Drive Shaft	48T	27	37	59	82	947				
	1994.11- 2002.07	MT	L	F	MPV Engine D8B(XUD9TF)/DHX(XUD9TF/BTF)	210072	Drive Shaft		27	37	59	82	641				
	1994.11- 2002.07			F	MPV Engine D8B(XUD9TF)/DHX(XUD9TF/BTF)	810015	Outer Joint	48T	27	39	59	82	63	I			
1.9 TD (68 kW)	1995.10- 1998.12			F	MPV Engine D8B(XUD9TF)	810014	Outer Joint		27	39	59	82	63	I			
2.0 (89 kW)	1994.06- 2002.07			F	MPV Engine RFU(XU10J2/C)	810059	Outer Joint	48T	27	34	59	82	55	I			
	1994.06- 2002.07			F	MPV Engine RFU(XU10J2/C)	810016	Outer Joint		27	34	59	82	55	I			
	1994.06- 2002.07	MT	L	F	MPV Engine RFU(XU10J2/C)	210052	Drive Shaft		27	24	61	82	648				
	1994.06- 2002.07	MT	R	F	MPV Engine RFU(XU10J2/C)	210120	Drive Shaft		27	24	59	82	928				
	1994.06- 2002.07	MT	L	F	MPV Engine RFU(XU10J2/C)	210082	Drive Shaft	48T	27	24	59	82	648				
	1994.06- 2002.07			F	MPV Engine RFU(XU10J2/C)	810018	Outer Joint	48T	27	34	61	82	55	I			
	1994.06- 2002.07	MT	R	F	MPV Engine RFU(XU10J2/C)	210012	Drive Shaft	48T	27	24	64	80.5	928				
2.0 16V (100 kW)	2000.05- 2002.07			F	MPV Engine RFN(EW10J4)	810018	Outer Joint	48T	27	34	61	82	55	I			
2.0 16V (97 kW)	1998.05- 2000.04	MT	R	F	MPV Engine RFV(XU10J4R)	210155	Drive Shaft		27	37	59	82	947				
	1998.05- 2000.04	MT	L	F	MPV Engine RFV(XU10J4R)	210016	Drive Shaft	48T	27	37	59	82	641				
	1998.05- 2000.04	MT	R	F	MPV Engine RFV(XU10J4R)	210014	Drive Shaft	48T	27	37	59	82	947				
	1998.05- 2000.04			F	MPV Engine RFV(XU10J4R)	810018	Outer Joint	48T	27	34	61	82	55	I			
	1998.05- 2000.04	MT	L	F	MPV Engine RFV(XU10J4R)	210072	Drive Shaft		27	37	59	82	641				
2.0 HDi (80 kW)	1999.08- 2002.07	MT	R	F	MPV Engine RHZ(DW10ATED)	210155	Drive Shaft		27	37	59	82	947				
	1999.08- 2002.07	MT	L	F	MPV Engine RHZ(DW10ATED)	210016	Drive Shaft	48T	27	37	59	82	641				
	1999.08- 2002.07			F	MPV Engine RHZ(DW10ATED)	810014	Outer Joint		27	39	59	82	63	I			
	1999.08- 2002.07	MT	R	F	MPV Engine RHZ(DW10ATED)	210014	Drive Shaft	48T	27	37	59	82	947				
	1999.08- 2002.07			F	MPV Engine RHZ(DW10ATED)	810015	Outer Joint	48T	27	39	59	82	63	I			
	1999.08- 2002.07	MT	L	F	MPV Engine RHZ(DW10ATED)	210072	Drive Shaft		27	37	59	82	641				
2.0 HDi 16V (80 kW)	1999.09- 2002.07			F	MPV Engine RHW(DW10ATED4)	810015	Outer Joint	48T	27	39	59	82	63	I			
2.0 Turbo C.T. (108 kW)	1994.06- 2002.07	MT	R	F	MPV Engine RGX(XU10J2TE)	210155	Drive Shaft		27	37	59	82	947				
	1994.06- 2002.07	MT	L	F	MPV Engine RGX(XU10J2TE)	210016	Drive Shaft	48T	27	37	59	82	641				
	1994.06- 2002.07			F	MPV Engine RGX(XU10J2TE)	810014	Outer Joint		27	39	59	82	63	I			
	1994.06- 2002.07	MT	R	F	MPV Engine RGX(XU10J2TE)	210014	Drive Shaft	48T	27	37	59	82	947				
	1994.06- 2002.07	MT	L	F	MPV Engine RGX(XU10J2TE)	210072	Drive Shaft		27	37	59	82	641				
	1994.06- 2002.07			F	MPV Engine RGX(XU10J2TE)	810015	Outer Joint	48T	27	39	59	82	63	I			
2.1 TD (80 kW)	1996.05- 2002.07	MT	R	F	MPV Engine P8C(XUD11BTE)	210155	Drive Shaft		27	37	59	82	947				
	1996.05- 2002.07	MT	L	F	MPV Engine P8C(XUD11BTE)	210016	Drive Shaft	48T	27	37	59	82	641				
	1996.05- 2002.07	MT	R	F	MPV Engine P8C(XUD11BTE)	210014	Drive Shaft	48T	27	37	59	82	947				
	1996.05- 2002.07	MT	L	F	MPV Engine P8C(XUD11BTE)	210072	Drive Shaft		27	37	59	82	641				
	1996.05- 2002.07			F	MPV Engine P8C(XUD11BTE)	810015	Outer Joint	48T	27	39	59	82	63	I			
VISA																	
1.0 (33 kW)	1984.09- 1988.06	MT	L/R	F	Hatchback Engine XV8	210130	Drive Shaft		21	22	54	90	683				
1.1 E (35 kW)	1978.09- 1988.06	MT	L/R	F	Hatchback Engine 109K	210130	Drive Shaft		21	22	54	90	683				
1.1 E (37 kW)	1982.07- 1991.03	MT	L/R	F	Hatchback Engine 109/5F	210130	Drive Shaft		21	22	54	90	683				
1.1 E (42 kW)	1978.09- 1991.03	MT	L/R	F	Hatchback Engine 109/5	210130	Drive Shaft		21	22	54	90	683				
1.1 RE (37 kW)	1983.03- 1988.10	MT	L/R	F	Convertible Engine 109/5F	210130	Drive Shaft		21	22	54	90	683				
1.4 (44 kW)	1984.07- 1991.03	MT	L/R	F	Hatchback Engine 150D(XY7)	210130	Drive Shaft		21	22	54	90	683				
1.6 GTi (76 kW)	1985.01- 1986.06	MT	L	F	Hatchback Engine 180A(XU5J)	245068	Drive Shaft		21	24	56.4	76	563				
	1985.01- 1986.06			F	Hatchback Engine 180A(XU5J)	810048	Outer Joint		21	22	56	76	58	I			
	1985.01- 1986.06	MT	R	F	Hatchback Engine 180A(XU5J)	245066	Drive Shaft		21	24	56.4	76	825.5				
	1985.01- 1986.06		R	F	Hatchback Engine 180A(XU5J)	210087	Drive Shaft		21	24	56	79	851.5				
	1985.01- 1986.06	MT		F	Hatchback Engine 180A(XU5J)	810009	Outer Joint		21	22	56	79	60	I			
1.6 GTi (83 kW)	1986.06- 1991.03	MT	L	F	Hatchback Engine B6D	245068	Drive Shaft		21	24	56.4	76	563				
	1986.06- 1991.03	MT	R	F	Hatchback Engine B6D	245066	Drive Shaft		21	24	56.4	76	825.5				
	1986.06- 1991.03		R	F	Hatchback Engine B6D	210087	Drive Shaft		21	24	56	79	851.5				
1.8 D (44 kW)	1984.04- 1991.03		R	F	Hatchback Engine 161A(XUD7)	210087	Drive Shaft		21	24	56	79	851.5				
	1984.04- 1991.03	MT		F	Hatchback Engine 161A(XUD7)	810009	Outer Joint		21	22	56	79	60	I			
	1984.04- 1991.03	MT	L	F	Hatchback Engine 161A(XUD7)	210039	Drive Shaft		21	24	56.4	76	567				
	1984.04- 1991.03	MT	R	F	Hatchback Engine 161A(XUD7)	210007	Drive Shaft		21	24	48	75.5	845				





	 YEAR	TRANSM	L/R	F/R	REMARKS	GSP Ref.	 PRODUCT	 ABS	Technical Specifications									
									A	B	C	H	L	P				
CITROEN XANTIA																		
-						210184	Drive Shaft	48T	25	24	58.5	79	612					
			L			210185	Drive Shaft	48T	25	24	58.5	79	887					
			R			810065	Outer Joint	48T	25	34	58.5	80	55	I				
1.6	1993.07- 1997.05	MT/AT		F		810065	Outer Joint	48T	25	34	58.5	80	55	I				
1.8	1993.07- 1997.12	MT/AT		F		810065	Outer Joint	48T	25	34	58.5	80	55	I				
	1998.01- 2001.04			F		845047	Outer Joint	48T	25	34	59	78.5	54	I				
1.9 D	1993.07- 1996.10	MT/AT		F		810065	Outer Joint	48T	25	34	58.5	80	55	I				
1.9 TD	1994.01- 1997.12	MT/AT		F		810065	Outer Joint	48T	25	34	58.5	80	55	I				
	1998.01- 1999.06	MT		F		845047	Outer Joint	48T	25	34	59	78.5	54	I				
2.0 16V	1993.05- 1997.12	MT/AT		F		810065	Outer Joint	48T	25	34	58.5	80	55	I				
	1998.01- 2001.04	MT		F		845047	Outer Joint	48T	25	34	59	78.5	54	I				
2.0 8V	1993.05- 2001.04	MT/AT		F		810065	Outer Joint	48T	25	34	58.5	80	55	I				
XANTIA (X1)																		
1.6 i (65 kW)	1993.03- 1998.01	MT	R	F	Hatchback Engine BFZ(XU5JP)	210195	Drive Shaft	48T	25	24	55.7	79	893					
	1993.03- 1998.01	MT		F	Hatchback Engine BFZ(XU5JP)	810002	Outer Joint		25	23	54.8	78.5	56	I				
	1993.03- 1998.01	MT		F	Hatchback Engine BFZ(XU5JP)	810004	Outer Joint	48T	25	23	54.8	78.5	56	I				
1.8 i (66 kW)	1997.04- 1998.01			F	Estate Engine LFX(XU7JB)	810024	Outer Joint	48T	25	34	55.7	79	55	I				
1.8 i (74 kW)	1993.03- 1998.01	MT	R	F	Hatchback Engine LFZ(XU7JP)	210195	Drive Shaft	48T	25	24	55.7	79	893					
	1993.03- 1998.01			F	Hatchback Engine LFZ(XU7JP)	810024	Outer Joint	48T	25	34	55.7	79	55	I				
	1993.03- 1998.01	MT		F	Hatchback Engine LFZ(XU7JP)	810002	Outer Joint		25	23	54.8	78.5	56	I				
	1995.06- 1998.01			F	Estate Engine LFZ(XU7JP)	810024	Outer Joint	48T	25	34	55.7	79	55	I				
	1995.06- 1998.01	MT		F	Estate Engine LFZ(XU7JP)	810002	Outer Joint		25	23	54.8	78.5	56	I				
1.8 i 16V (81 kW)	1995.06- 1998.01			F	Estate Engine LFY(XU7JP4)	810024	Outer Joint	48T	25	34	55.7	79	55	I				
	1995.06- 1998.01			F	Hatchback Engine LFY(XU7JP4)	810024	Outer Joint	48T	25	34	55.7	79	55	I				
	1995.06- 1998.01	MT		F	Estate Engine LFY(XU7JP4)	810002	Outer Joint		25	23	54.8	78.5	56	I				
	1995.06- 1998.01	MT		F	Hatchback Engine LFY(XU7JP4)	810002	Outer Joint		25	23	54.8	78.5	56	I				
1.9 D (50 kW)	1994.06- 1998.01	MT	R	F	Hatchback Engine DJZ(XUD9Y)	210195	Drive Shaft	48T	25	24	55.7	79	893					
	1994.06- 1998.01			F	Hatchback Engine DJZ(XUD9Y)	810024	Outer Joint	48T	25	34	55.7	79	55	I				
	1994.06- 1998.01	MT		F	Hatchback Engine DJZ(XUD9Y)	810002	Outer Joint		25	23	54.8	78.5	56	I				
1.9 D (51 kW)	1994.06- 1998.01	MT	R	F	Hatchback Engine D9B(XUD9A/L)	210195	Drive Shaft	48T	25	24	55.7	79	893					
	1994.06- 1998.01			F	Hatchback Engine D9B(XUD9A/L)	810024	Outer Joint	48T	25	34	55.7	79	55	I				
	1994.06- 1998.01	MT		F	Hatchback Engine D9B(XUD9A/L)	810002	Outer Joint		25	23	54.8	78.5	56	I				
1.9 SD (55 kW)	1996.02- 1998.01			F	Hatchback Engine DHW(XUD9SD)	810024	Outer Joint	48T	25	34	55.7	79	55	I				
	1996.02- 1998.01	MT		F	Hatchback Engine DHW(XUD9SD)	810002	Outer Joint		25	23	54.8	78.5	56	I				
	1997.04- 1998.01	MT		F	Estate Engine DHW(XUD9SD)	810002	Outer Joint		25	23	54.8	78.5	56	I				
1.9 Turbo D (66 kW)	1994.10- 1998.01	MT	L	F	Hatchback Engine DHX(XUD9TF/BTF)/DHY(XUD9TE/Y)	210189	Drive Shaft	48T	25	24	54.8	78.5	610					
	1994.10- 1998.01	MT	R	F	Hatchback Engine DHX(XUD9TF/BTF)/DHY(XUD9TE/Y)	210202	Drive Shaft	48T	25	24	55.7	79	892					
	1994.10- 1998.01	MT	L	F	Hatchback Engine DHX(XUD9TF/BTF)/DHY(XUD9TE/Y)	210196	Drive Shaft		25	24	54.8	78.5	613					
	1994.10- 1998.01			F	Hatchback Engine DHX(XUD9TF/BTF)/DHY(XUD9TE/Y)	810024	Outer Joint	48T	25	34	55.7	79	55	I				
	1994.10- 1998.01	MT		F	Hatchback Engine DHX(XUD9TF/BTF)/DHY(XUD9TE/Y)	810002	Outer Joint		25	23	54.8	78.5	56	I				
	1995.06- 1998.01			F	Estate Engine D8B(XUD9TF)/DHX(XUD9TF/BTF)/DHY(XUD9TE/Y)	810043	Outer Joint		25	34	54.8	78.5	56	I				
	1995.06- 1998.01	MT	L	F	Estate Engine D8B(XUD9TF)/DHX(XUD9TF/BTF)/DHY(XUD9TE/Y)	210189	Drive Shaft	48T	25	24	54.8	78.5	610					
	1995.06- 1998.01	MT	R	F	Estate Engine D8B(XUD9TF)/DHX(XUD9TF/BTF)/DHY(XUD9TE/Y)	210202	Drive Shaft	48T	25	24	55.7	79	892					
	1995.06- 1998.01	MT	L	F	Estate Engine D8B(XUD9TF)/DHX(XUD9TF/BTF)/DHY(XUD9TE/Y)	210196	Drive Shaft		25	24	54.8	78.5	613					
	1995.06- 1998.01			F	Estate Engine D8B(XUD9TF)/DHX(XUD9TF/BTF)/DHY(XUD9TE/Y)	810027	Outer Joint	48T	25	34	55.7	79	55	I				
	1995.06- 1998.01	MT		F	Estate Engine D8B(XUD9TF)/DHX(XUD9TF/BTF)/DHY(XUD9TE/Y)	810002	Outer Joint		25	23	54.8	78.5	56	I				
2.0 i (89 kW)	1993.03- 1998.01	MT	L	F	Hatchback Engine RFX(XU10J2C)	210189	Drive Shaft	48T	25	24	54.8	78.5	610					
	1993.03- 1998.01	MT	R	F	Hatchback Engine RFX(XU10J2C)	210202	Drive Shaft	48T	25	24	55.7	79	892					
	1993.03- 1998.01	MT	L	F	Hatchback Engine RFX(XU10J2C)	210196	Drive Shaft		25	24	54.8	78.5	613					
	1993.03- 1998.01			F	Hatchback Engine RFX(XU10J2C)	810024	Outer Joint	48T	25	34	55.7	79	55	I				
	1993.03- 1998.01	MT		F	Hatchback Engine RFX(XU10J2C)	810002	Outer Joint		25	23	54.8	78.5	56	I				
	1995.06- 1998.01			F	Estate Engine RFX(XU10J2C)	810043	Outer Joint		25	34	54.8	78.5	56	I				
	1995.06- 1998.01	MT	L	F	Estate Engine RFX(XU10J2C)	210189	Drive Shaft	48T	25	24	54.8	78.5	610					
	1995.06- 1998.01	MT	R	F	Estate Engine RFX(XU10J2C)	210202	Drive Shaft	48T	25	24	55.7	79	892					
	1995.06- 1998.01	MT	L	F	Estate Engine RFX(XU10J2C)	210196	Drive Shaft		25	24	54.8	78.5	613					
	1995.06- 1998.01			F	Estate Engine RFX(XU10J2C)	810027	Outer Joint	48T	25	34	55.7	79	55	I				
	1995.06- 1998.01	MT		F	Estate Engine RFX(XU10J2C)	810002	Outer Joint		25	23	54.8	78.5	56	I				
2.0 i 16V (110 kW)	1994.06- 1998.01	MT	L	F	Hatchback Engine RFT(XU10J4/Z)	210189	Drive Shaft	48T	25	24	54.8	78.5	610					
	1994.06- 1998.01	MT	R	F	Hatchback Engine RFT(XU10J4/Z)	210202	Drive Shaft	48T	25	24	55.7	79	892					
2.0 i 16V (112 kW)	1993.03- 1998.01	MT	L	F	Hatchback Engine RFY(XU10J4/Z)	210189	Drive Shaft	48T	25	24	54.8	78.5	610					
	1993.03- 1998.01	MT	R	F	Hatchback Engine RFY(XU10J4/Z)	210202	Drive Shaft	48T	25	24	55.7	79	892					





	 YEAR	TRANSM	L/R	F/R	REMARKS	GSP Ref.	 PRODUCT	 ABS	Technical Specifications								
									A	B	C	H	L	P			
CITROEN XANTIA (X1)																	
2.0 i 16V (97 kW)	1995.06- 1998.01			F	Estate Engine RFV(XU10J4R)	810043	Outer Joint		25	34	54.8	78.5	56	I			
	1995.06- 1998.01	MT	L	F	Estate Engine RFV(XU10J4R)	210189	Drive Shaft	48T	25	24	54.8	78.5	610				
	1995.06- 1998.01	MT	L	F	Hatchback Engine RFV(XU10J4R)	210189	Drive Shaft	48T	25	24	54.8	78.5	610				
	1995.06- 1998.01	MT	R	F	Estate Engine RFV(XU10J4R)	210202	Drive Shaft	48T	25	24	55.7	79	892				
	1995.06- 1998.01	MT	R	F	Hatchback Engine RFV(XU10J4R)	210202	Drive Shaft	48T	25	24	55.7	79	892				
	1995.06- 1998.01			F	Hatchback Engine RFV(XU10J4R)	810024	Outer Joint	48T	25	34	55.7	79	55	I			
	1995.06- 1998.01			F	Estate Engine RFV(XU10J4R)	810027	Outer Joint	48T	25	34	55.7	79	55	I			
	1995.06- 1998.01	MT		F	Estate Engine RFV(XU10J4R)	810002	Outer Joint		25	23	54.8	78.5	56	I			
2.0 i Turbo (108 kW)	1995.06- 1998.01		L	F	Estate Engine RGX(XU10J2TE)	245178	Drive Shaft	48T	25	37	59	89	621				
	1995.06- 1998.01		L	F	Hatchback Engine RGX(XU10J2TE)	245178	Drive Shaft	48T	25	37	59	89	621				
	1995.06- 1998.01		R	F	Estate Engine RGX(XU10J2TE)	245179	Drive Shaft	48T	25	37	59	89	918				
	1995.06- 1998.01		R	F	Hatchback Engine RGX(XU10J2TE)	245179	Drive Shaft	48T	25	37	59	89	918				
	1995.06- 1998.01			F	Estate Engine RGX(XU10J2TE)	810019	Outer Joint	48T	25	39	59	89	63.5	I			
	1995.06- 1998.01			F	Hatchback Engine RGX(XU10J2TE)	810019	Outer Joint	48T	25	39	59	89	63.5	I			
	1995.06- 1998.01	MT		F	Estate Engine RGX(XU10J2TE)	810002	Outer Joint		25	23	54.8	78.5	56	I			
	1995.06- 1998.01	MT		F	Hatchback Engine RGX(XU10J2TE)	810002	Outer Joint		25	23	54.8	78.5	56	I			
2.1 Turbo D 12V (80 kW)	1995.06- 1998.01		L	F	Hatchback Engine P8C(XUD11BTE)	245178	Drive Shaft	48T	25	37	59	89	621				
	1995.06- 1998.01		R	F	Hatchback Engine P8C(XUD11BTE)	245179	Drive Shaft	48T	25	37	59	89	918				
	1995.06- 1998.01			F	Hatchback Engine P8C(XUD11BTE)	810019	Outer Joint	48T	25	39	59	89	63.5	I			
	1996.06- 1998.01		L	F	Estate Engine P8C(XUD11BTE)	245178	Drive Shaft	48T	25	37	59	89	621				
	1996.06- 1998.01		R	F	Estate Engine P8C(XUD11BTE)	245179	Drive Shaft	48T	25	37	59	89	918				
3.0 i 24V (140 kW)	1997.01- 1998.01		L	F	Hatchback Engine XFZ(ES9J4)	245178	Drive Shaft	48T	25	37	59	89	621				
	1997.01- 1998.01		R	F	Hatchback Engine XFZ(ES9J4)	245179	Drive Shaft	48T	25	37	59	89	918				
XANTIA (X2)																	
1.8 i 16V (81 kW)	1998.01- 2003.04	MT	R	F	Hatchback Engine LFY(XU7JP4)	210202	Drive Shaft	48T	25	24	55.7	79	892				
	1998.01- 2003.04			F	Estate Engine LFY(XU7JP4)	810024	Outer Joint	48T	25	34	55.7	79	55	I			
	1998.01- 2003.04			F	Hatchback Engine LFY(XU7JP4)	810024	Outer Joint	48T	25	34	55.7	79	55	I			
1.9 Turbo D (66 kW)	1998.01- 2003.04	MT	R	F	Hatchback Engine DHX(XUD9TF/BTF)/DHY(XUD9TE/Y)	210202	Drive Shaft	48T	25	24	55.7	79	892				
2.0 HDi (66 kW)	1999.03- 2003.04			F	Hatchback Engine RHY(DW10TD)	810043	Outer Joint		25	34	54.8	78.5	56	I			
	1999.03- 2003.04			F	Hatchback Engine RHY(DW10TD)	810027	Outer Joint	48T	25	34	55.7	79	55	I			
2.0 HDi (80 kW)	1999.02- 2003.04		L	F	Estate Engine RHZ(DW10ATED)	245178	Drive Shaft	48T	25	37	59	89	621				
	1999.02- 2003.04		L	F	Hatchback Engine RHZ(DW10ATED)	245178	Drive Shaft	48T	25	37	59	89	621				
	1999.02- 2003.04		R	F	Estate Engine RHZ(DW10ATED)	245179	Drive Shaft	48T	25	37	59	89	918				
	1999.02- 2003.04		R	F	Hatchback Engine RHZ(DW10ATED)	245179	Drive Shaft	48T	25	37	59	89	918				
	1999.02- 2003.04			F	Hatchback Engine RHZ(DW10ATED)	810019	Outer Joint	48T	25	39	59	89	63.5	I			
2.0 i (89 kW)	1998.01- 2003.04			F	Estate Engine RFX(XU10J2C)	810024	Outer Joint	48T	25	34	55.7	79	55	I			
	1998.01- 2003.04			F	Hatchback Engine RFX(XU10J2C)	810024	Outer Joint	48T	25	34	55.7	79	55	I			
2.0 Turbo (108 kW)	1998.01- 2003.04		L	F	Estate Engine RGX(XU10J2TE)	245178	Drive Shaft	48T	25	37	59	89	621				
	1998.01- 2003.04		L	F	Hatchback Engine RGX(XU10J2TE)	245178	Drive Shaft	48T	25	37	59	89	621				
	1998.01- 2003.04		R	F	Estate Engine RGX(XU10J2TE)	245179	Drive Shaft	48T	25	37	59	89	918				
	1998.01- 2003.04		R	F	Hatchback Engine RGX(XU10J2TE)	245179	Drive Shaft	48T	25	37	59	89	918				
	1998.01- 2003.04			F	Estate Engine RGX(XU10J2TE)	810019	Outer Joint	48T	25	39	59	89	63.5	I			
	1998.01- 2003.04			F	Hatchback Engine RGX(XU10J2TE)	810019	Outer Joint	48T	25	39	59	89	63.5	I			
2.1 Turbo D 12V (80 kW)	1998.01- 1999.02		L	F	Estate Engine P8C(XUD11BTE)	245178	Drive Shaft	48T	25	37	59	89	621				
	1998.01- 1999.02		L	F	Hatchback Engine P8C(XUD11BTE)	245178	Drive Shaft	48T	25	37	59	89	621				
	1998.01- 1999.02		R	F	Estate Engine P8C(XUD11BTE)	245179	Drive Shaft	48T	25	37	59	89	918				
	1998.01- 1999.02		R	F	Hatchback Engine P8C(XUD11BTE)	245179	Drive Shaft	48T	25	37	59	89	918				
3.0 V6 (140 kW)	1998.01- 2003.04		L	F	Estate Engine XFZ(ES9J4)	245178	Drive Shaft	48T	25	37	59	89	621				
	1998.01- 2003.04		L	F	Hatchback Engine XFZ(ES9J4)	245178	Drive Shaft	48T	25	37	59	89	621				
	1998.01- 2003.04		R	F	Estate Engine XFZ(ES9J4)	245179	Drive Shaft	48T	25	37	59	89	918				
	1998.01- 2003.04		R	F	Hatchback Engine XFZ(ES9J4)	245179	Drive Shaft	48T	25	37	59	89	918				
XM (Y3)																	
2.0 i (79 kW)	1989.05- 1994.04	MT/AT	L	F	Hatchback Engine RDZ(XU10MZ)	210113	Drive Shaft		28	24	58	88.5	651				
	1989.05- 1994.04		L	F	Hatchback Engine RDZ(XU10MZ)	210083	Drive Shaft	48T	28	24	58	88.5	651				
	1989.05- 1994.04		R	F	Hatchback Engine RDZ(XU10MZ)	210084	Drive Shaft	48T	28	24	58	88.5	942.5				
	1989.05- 1994.04	MT/AT	R	F	Hatchback Engine RDZ(XU10MZ)	210114	Drive Shaft		28	24	58	88.5	942.5				
	1991.11- 1994.04	MT		F	Estate Engine RDZ(XU10MZ)/XU102C	810006	Outer Joint		28	23	59	88.5	55	I			
	1991.11- 1994.04	MT		F	Estate Engine RDZ(XU10MZ)/XU102C	810007	Outer Joint	48T	28	23	58	88.5	55	I			
	1991.11- 1994.04	MT		F	Estate Engine RDZ(XU10MZ)/XU102C	810021	Outer Joint	29T	28	23	58	88.5	55	I			
	1991.11- 1994.04	MT/AT	L	F	Estate Engine RDZ(XU10MZ)/XU102C	210113	Drive Shaft		28	24	58	88.5	651				





	 YEAR	TRANSM	L/R	F/R	REMARKS	GSP Ref.	 PRODUCT	 ABS	Technical Specifications									
									A	B	C	H	L	P				
CITROEN XM (Y3)																		
2.0 i (79 kW)	1991.11- 1994.04		L	F	Estate Engine RDZ(XU10MZ)/XU102C	210083	Drive Shaft	48T	28	24	58	88.5	651					
	1991.11- 1994.04		R	F	Estate Engine RDZ(XU10MZ)/XU102C	210084	Drive Shaft	48T	28	24	58	88.5	942.5					
	1991.11- 1994.04	MT/AT	R	F	Estate Engine RDZ(XU10MZ)/XU102C	210114	Drive Shaft		28	24	58	88.5	942.5					
2.0 i (89 kW)	1989.05- 1994.06	MT	F	F	Hatchback Engine RFZ(XU10J2)	810006	Outer Joint		28	23	59	88.5	55	I				
	1989.05- 1994.06	MT	F	F	Hatchback Engine RFZ(XU10J2)	810007	Outer Joint	48T	28	23	58	88.5	55	I				
	1989.05- 1994.06	MT	F	F	Hatchback Engine RFZ(XU10J2)	810021	Outer Joint	29T	28	23	58	88.5	55	I				
	1989.05- 1994.06	MT/AT	L	F	Hatchback Engine RFZ(XU10J2)	210113	Drive Shaft		28	24	58	88.5	651					
	1989.05- 1994.06		L	F	Hatchback Engine RFZ(XU10J2)	210083	Drive Shaft	48T	28	24	58	88.5	651					
	1989.05- 1994.06		R	F	Hatchback Engine RFZ(XU10J2)	210084	Drive Shaft	48T	28	24	58	88.5	942.5					
	1989.05- 1994.06	MT/AT	R	F	Hatchback Engine RFZ(XU10J2)	210114	Drive Shaft		28	24	58	88.5	942.5					
	1991.11- 1994.04	MT	F	F	Estate Engine RFZ(XU10J2)	810006	Outer Joint		28	23	59	88.5	55	I				
	1991.11- 1994.04	MT	F	F	Estate Engine RFZ(XU10J2)	810007	Outer Joint	48T	28	23	58	88.5	55	I				
	1991.11- 1994.04	MT	F	F	Estate Engine RFZ(XU10J2)	810021	Outer Joint	29T	28	23	58	88.5	55	I				
	1991.11- 1994.04	MT/AT	L	F	Estate Engine RFZ(XU10J2)	210113	Drive Shaft		28	24	58	88.5	651					
	1991.11- 1994.04		L	F	Estate Engine RFZ(XU10J2)	210083	Drive Shaft	48T	28	24	58	88.5	651					
	1991.11- 1994.04		R	F	Estate Engine RFZ(XU10J2)	210084	Drive Shaft	48T	28	24	58	88.5	942.5					
1991.11- 1994.04	MT/AT	R	F	Estate Engine RFZ(XU10J2)	210114	Drive Shaft		28	24	58	88.5	942.5						
2.0 i Turbo (104 kW)	1992.09- 1994.06		L	F	Hatchback Engine RGY(XU10J2TE/Z)	210071	Drive Shaft	48T	28	37	58	89	641.5					
	1992.09- 1994.06		R	F	Hatchback Engine RGY(XU10J2TE/Z)	210070	Drive Shaft	48T	28	37	58	89	939					
	1992.09- 1994.06		R	F	Hatchback Engine RGY(XU10J2TE/Z)	210190	Drive Shaft	29T	28	37	58	88	935					
	1992.09- 1994.06		L	F	Hatchback Engine RGY(XU10J2TE/Z)	210191	Drive Shaft	29T	28	37	58	88	642					
2.0 Turbo (104 kW)	1992.09- 1994.04		L	F	Estate Engine RGY(XU10J2TE/Z)	210071	Drive Shaft	48T	28	37	58	89	641.5					
	1992.09- 1994.04		R	F	Estate Engine RGY(XU10J2TE/Z)	210070	Drive Shaft	48T	28	37	58	89	939					
	1992.09- 1994.04		R	F	Estate Engine RGY(XU10J2TE/Z)	210190	Drive Shaft	29T	28	37	58	88	935					
	1992.09- 1994.04		L	F	Estate Engine RGY(XU10J2TE/Z)	210191	Drive Shaft	29T	28	37	58	88	642					
2.1 D 12V (60 kW)	1989.05- 1994.06	MT	F	F	Hatchback Engine P9A(XUD11A)	810006	Outer Joint		28	23	59	88.5	55	I				
	1989.05- 1994.06	MT	F	F	Hatchback Engine P9A(XUD11A)	810007	Outer Joint	48T	28	23	58	88.5	55	I				
	1989.05- 1994.06	MT	F	F	Hatchback Engine P9A(XUD11A)	810021	Outer Joint	29T	28	23	58	88.5	55	I				
	1989.05- 1994.06	MT/AT	L	F	Hatchback Engine P9A(XUD11A)	210113	Drive Shaft		28	24	58	88.5	651					
	1989.05- 1994.06		L	F	Hatchback Engine P9A(XUD11A)	210083	Drive Shaft	48T	28	24	58	88.5	651					
	1989.05- 1994.06		R	F	Hatchback Engine P9A(XUD11A)	210084	Drive Shaft	48T	28	24	58	88.5	942.5					
	1989.05- 1994.06	MT/AT	R	F	Hatchback Engine P9A(XUD11A)	210114	Drive Shaft		28	24	58	88.5	942.5					
	1991.11- 1994.04		F	F	Estate Engine P9A(XUD11A)	810054	Outer Joint	48T	28	23	59	88.5	55	I				
	1991.11- 1994.04	MT	F	F	Estate Engine P9A(XUD11A)	810006	Outer Joint		28	23	59	88.5	55	I				
	1991.11- 1994.04	MT	F	F	Estate Engine P9A(XUD11A)	810007	Outer Joint	48T	28	23	58	88.5	55	I				
	1991.11- 1994.04	MT	F	F	Estate Engine P9A(XUD11A)	810021	Outer Joint	29T	28	23	58	88.5	55	I				
	1991.11- 1994.04	MT/AT	L	F	Estate Engine P9A(XUD11A)	210113	Drive Shaft		28	24	58	88.5	651					
	1991.11- 1994.04		L	F	Estate Engine P9A(XUD11A)	210083	Drive Shaft	48T	28	24	58	88.5	651					
1991.11- 1994.04		R	F	Estate Engine P9A(XUD11A)	210084	Drive Shaft	48T	28	24	58	88.5	942.5						
1991.11- 1994.04	MT/AT	R	F	Estate Engine P9A(XUD11A)	210114	Drive Shaft		28	24	58	88.5	942.5						
2.1 TD 12V (80 kW)	1989.05- 1994.06		L	F	Hatchback Engine P8A(XUD11ATE)/PHZ(XUD11ATE)/PJZ(XUD11ATE)	210071	Drive Shaft	48T	28	37	58	89	641.5					
	1989.05- 1994.06		R	F	Hatchback Engine P8A(XUD11ATE)/PHZ(XUD11ATE)/PJZ(XUD11ATE)	210070	Drive Shaft	48T	28	37	58	89	939					
	1989.05- 1994.06		F	F	Hatchback Engine P8A(XUD11ATE)/PHZ(XUD11ATE)/PJZ(XUD11ATE)	810029	Outer Joint	29T	28	27	58	89	63	I				
	1989.05- 1994.06		F	F	Hatchback Engine P8A(XUD11ATE)/PHZ(XUD11ATE)/PJZ(XUD11ATE)	810008	Outer Joint	48T	28	27	58	89	63	I				
	1989.05- 1994.06		R	F	Hatchback Engine P8A(XUD11ATE)/PHZ(XUD11ATE)/PJZ(XUD11ATE)	210190	Drive Shaft	29T	28	37	58	88	935					
	1989.05- 1994.06		L	F	Hatchback Engine P8A(XUD11ATE)/PHZ(XUD11ATE)/PJZ(XUD11ATE)	210191	Drive Shaft	29T	28	37	58	88	642					
	1991.11- 1994.04		L	F	Estate Engine P8A(XUD11ATE)/PBC(XUD118TE)/PHZ(XUD11ATE)/PJZ(XUD11ATE)	210071	Drive Shaft	48T	28	37	58	89	641.5					
	1991.11- 1994.04		R	F	Estate Engine P8A(XUD11ATE)/PBC(XUD118TE)/PHZ(XUD11ATE)/PJZ(XUD11ATE)	210070	Drive Shaft	48T	28	37	58	89	939					
	1991.11- 1994.04		F	F	Estate Engine P8A(XUD11ATE)/PBC(XUD118TE)/PHZ(XUD11ATE)/PJZ(XUD11ATE)	810029	Outer Joint	29T	28	27	58	89	63	I				
	1991.11- 1994.04		F	F	Estate Engine P8A(XUD11ATE)/PBC(XUD118TE)/PHZ(XUD11ATE)/PJZ(XUD11ATE)	810008	Outer Joint	48T	28	27	58	89	63	I				
	1991.11- 1994.04		R	F	Estate Engine P8A(XUD11ATE)/PBC(XUD118TE)/PHZ(XUD11ATE)/PJZ(XUD11ATE)	210190	Drive Shaft	29T	28	37	58	88	935					
	1991.11- 1994.04		L	F	Estate Engine P8A(XUD11ATE)/PBC(XUD118TE)/PHZ(XUD11ATE)/PJZ(XUD11ATE)	210191	Drive Shaft	29T	28	37	58	88	642					
	3.0 (123 kW)	1989.05- 1994.05		L	F	Hatchback Engine UFZ(ZP/J/Z)	210071	Drive Shaft	48T	28	37	58	89	641.5				
1989.05- 1994.05			R	F	Hatchback Engine UFZ(ZP/J/Z)	210070	Drive Shaft	48T	28	37	58	89	939					
1989.05- 1994.05			F	F	Hatchback Engine UFZ(ZP/J/Z)	810029	Outer Joint	29T	28	27	58	89	63	I				
1989.05- 1994.05			F	F	Hatchback Engine UFZ(ZP/J/Z)	810008	Outer Joint	48T	28	27	58	89	63	I				
1989.05- 1994.05			R	F	Hatchback Engine UFZ(ZP/J/Z)	210190	Drive Shaft	29T	28	37	58	88	935					
1989.05- 1994.05		L	F	Hatchback Engine UFZ(ZP/J/Z)	210191	Drive Shaft	29T	28	37	58	88	642						
3.0 V6 (123 kW)	1989.05- 1994.06		L	F	Hatchback Engine SFZ(ZP/J/Z)/UFZ(ZP/J/Z)	210071	Drive Shaft	48T	28	37	58	89	641.5					
	1989.05- 1994.06		R	F	Hatchback Engine SFZ(ZP/J/Z)/UFZ(ZP/J/Z)	210070	Drive Shaft	48T	28	37	58	89	939					
	1989.05- 1994.06		F	F	Hatchback Engine SFZ(ZP/J/Z)/UFZ(ZP/J/Z)	810029	Outer Joint	29T	28	27	58	89	63	I				
	1989.05- 1994.06		F	F	Hatchback Engine SFZ(ZP/J/Z)/UFZ(ZP/J/Z)	810008	Outer Joint	48T	28	27	58	89	63	I				





	 YEAR	TRANSM	L/R	F/R	REMARKS	GSP Ref.	 PRODUCT	 ABS	Technical Specifications					
									A	B	C	H	L	P
CITROEN XM (Y3)														
3.0 V6 (123 kW)	1989.05- 1994.06		R	F	Hatchback Engine SFZ(ZPJ/Z)/UFZ(ZPJ/Z)	210190	Drive Shaft	29T	28	37	58	88	935	
	1989.05- 1994.06		L	F	Hatchback Engine SFZ(ZPJ/Z)/UFZ(ZPJ/Z)	210191	Drive Shaft	29T	28	37	58	88	642	
	1991.11- 1994.04		L	F	Estate Engine SFZ(ZPJ/Z)/UFZ(ZPJ/Z)	210071	Drive Shaft	48T	28	37	58	89	641.5	
	1991.11- 1994.04		R	F	Estate Engine SFZ(ZPJ/Z)/UFZ(ZPJ/Z)	210070	Drive Shaft	48T	28	37	58	89	939	
	1991.11- 1994.04			F	Estate Engine SFZ(ZPJ/Z)/UFZ(ZPJ/Z)	810029	Outer Joint	29T	28	27	58	89	63	I
	1991.11- 1994.04			F	Estate Engine SFZ(ZPJ/Z)/UFZ(ZPJ/Z)	810008	Outer Joint	48T	28	27	58	89	63	I
	1991.11- 1994.04		R	F	Estate Engine SFZ(ZPJ/Z)/UFZ(ZPJ/Z)	210190	Drive Shaft	29T	28	37	58	88	935	
3.0 V6 24V (147 kW)	1990.07- 1994.06		L	F	Hatchback Engine SKZ(ZPJ4/Z)/UKZ(ZPJ4/Z)	210071	Drive Shaft	48T	28	37	58	89	641.5	
	1990.07- 1994.06		R	F	Hatchback Engine SKZ(ZPJ4/Z)/UKZ(ZPJ4/Z)	210070	Drive Shaft	48T	28	37	58	89	939	
	1990.07- 1994.06			F	Hatchback Engine SKZ(ZPJ4/Z)/UKZ(ZPJ4/Z)	810029	Outer Joint	29T	28	27	58	89	63	I
	1990.07- 1994.06			F	Hatchback Engine SKZ(ZPJ4/Z)/UKZ(ZPJ4/Z)	810008	Outer Joint	48T	28	27	58	89	63	I
	1990.07- 1994.06		R	F	Hatchback Engine SKZ(ZPJ4/Z)/UKZ(ZPJ4/Z)	210190	Drive Shaft	29T	28	37	58	88	935	
	1990.07- 1994.06		L	F	Hatchback Engine SKZ(ZPJ4/Z)/UKZ(ZPJ4/Z)	210191	Drive Shaft	29T	28	37	58	88	642	
XM (Y4)														
2.0 i 16V (97 kW)	1994.05- 2000.10	MT/AT		F	Estate Engine RFV(XU10J4R)	810008	Outer Joint	48T	28	27	58	89	63	I
2.0 Turbo (108 kW)	1994.05- 2000.10	MT/AT		F	Estate Engine RGX(XU10J2TE)/RGY(XU10J2TE/Z)	810008	Outer Joint	48T	28	27	58	89	63	I
	1994.05- 2000.10			F	Hatchback Engine RGX(XU10J2TE)	810008	Outer Joint	48T	28	27	58	89	63	I
2.1 D12 (60 kW)	1994.07- 1996.06	MT/AT	L	F	Estate Engine P9A(XUD11A)	210113	Drive Shaft		28	24	58	88.5	651	
	1994.07- 1996.06	MT/AT	R	F	Estate Engine P9A(XUD11A)	210114	Drive Shaft		28	24	58	88.5	942.5	
	1994.07- 1996.06	MT/AT		F	Estate Engine P9A(XUD11A)	810008	Outer Joint	48T	28	27	58	89	63	I
2.1 TD 12V (80 kW)	1994.05- 2000.10	MT/AT		F	Estate Engine P8C(XUD11BTE)/PHZ(XUD11ATE)/PJZ(XUD11ATE)	810008	Outer Joint	48T	28	27	58	89	63	I
	1994.05- 2000.10			F	Hatchback Engine P8A(XUD11ATE)/P8C(XUD11BTE)/PHZ(XUD11ATE)/PJZ(XUD11ATE)	810008	Outer Joint	48T	28	27	58	89	63	I
XSARA														
-					LADO ESQUERDO	645020	Inner Joint		24	34	40	69	89	
1.4	1997.11-					845036	Outer Joint	29T	25	22	60	80	54	I
1.6 16V	2000.10-					845036	Outer Joint	29T	25	22	60	80	54	I
1.6 8V	1997.11-					845036	Outer Joint	29T	25	22	60	80	54	I
2.0 HDI	1999.06-		R			210051	Drive Shaft	29T	25	24	55.7	79	865	
XSARA (N0)														
1.4 HDi (50 kW)	2003.01- 2005.03			F	Coupe Engine 8HX(DV4TD)	810076	Outer Joint	29W	25	34	58.5	79	55	I
1.4 i (55 kW)	1998.03- 2005.03	MT	R	F	Coupe Engine KFW(TU3JP)/KFX(TU3JP)	210019	Drive Shaft	29T	25	22	60	80	867	
	1998.03- 2005.03	MT	L	F	Coupe Engine KFW(TU3JP)/KFX(TU3JP)	210043	Drive Shaft		21	22	48	86.5	610	
	1998.03- 2005.03	MT	R	F	Coupe Engine KFW(TU3JP)/KFX(TU3JP)	210203	Drive Shaft		21	22	48	86.5	877	
	1998.03- 2005.03	MT	L	F	Coupe Engine KFW(TU3JP)/KFX(TU3JP)	210018	Drive Shaft	29T	25	22	60	80	603	
1.6 16V (80 kW)	2000.09- 2005.03	5MT	L	F	Coupe Engine NFU(TU5JP4)	210204	Drive Shaft		25	22	58.5	79	594	
1.6 i (65 kW)	1998.02- 2000.09	5MT	L	F	Coupe Engine NFZ(TU5JP)	210204	Drive Shaft		25	22	58.5	79	594	
1.8 i (66 kW)	1998.02- 2000.09	MT	L	F	Coupe Engine LFX(XU7JB)	210165	Drive Shaft		25	24	55.7	79	594	
	1998.02- 2000.09	MT	R	F	Coupe Engine LFX(XU7JB)	210167	Drive Shaft		25	24	55.7	79	868	
	1998.02- 2000.09			F	Coupe Engine LFX(XU7JB)	810022	Outer Joint	29W	25	34	55.7	79	55	I
	1998.02- 2000.09	MT	L	F	Coupe Engine LFX(XU7JB)	210128	Drive Shaft	29T	25	24	55.7	79	594	
	1998.02- 2000.09	MT	R	F	Coupe Engine LFX(XU7JB)	210023	Drive Shaft	29T	25	24	55.7	79	868	
1.8 i (74 kW)	1998.02- 2000.09		L	F	Coupe Engine LFZ(XU7JP)	210128	Drive Shaft	29T	25	24	55.7	79	594	
	1998.02- 2000.09		R	F	Coupe Engine LFZ(XU7JP)	210023	Drive Shaft	29T	25	24	55.7	79	868	
1.8 i 16V (81 kW)	1998.02- 2000.09	MT	L	F	Coupe Engine LFY(XU7JP4)	210165	Drive Shaft		25	24	55.7	79	594	
	1998.02- 2000.09	MT	R	F	Coupe Engine LFY(XU7JP4)	210167	Drive Shaft		25	24	55.7	79	868	
	1998.02- 2000.09			F	Coupe Engine LFY(XU7JP4)	810022	Outer Joint	29W	25	34	55.7	79	55	I
	1998.02- 2000.09	MT	L	F	Coupe Engine LFY(XU7JP4)	210128	Drive Shaft	29T	25	24	55.7	79	594	
	1998.02- 2000.09	MT	R	F	Coupe Engine LFY(XU7JP4)	210023	Drive Shaft	29T	25	24	55.7	79	868	
1.9 D (50 kW)	1998.02- 2000.09	MT	L	F	Coupe Engine DJY(XUD9A)	210165	Drive Shaft		25	24	55.7	79	594	
	1998.02- 2000.09	MT	R	F	Coupe Engine DJY(XUD9A)	210167	Drive Shaft		25	24	55.7	79	868	
	1998.02- 2000.09	5MT		F	Coupe Engine DJY(XUD9A)	810022	Outer Joint	29W	25	34	55.7	79	55	I
	1998.02- 2000.09	MT	L	F	Coupe Engine DJY(XUD9A)	210128	Drive Shaft	29T	25	24	55.7	79	594	
	1998.02- 2000.09	MT	R	F	Coupe Engine DJY(XUD9A)	210023	Drive Shaft	29T	25	24	55.7	79	868	
1.9 D (51 kW)	1999.02- 2005.03	MT	L	F	Coupe Engine WJY(DW8B)/WJZ(DW8)	210165	Drive Shaft		25	24	55.7	79	594	
	1999.02- 2005.03	MT	R	F	Coupe Engine WJY(DW8B)/WJZ(DW8)	210167	Drive Shaft		25	24	55.7	79	868	
	1999.02- 2005.03	MT	L	F	Coupe Engine WJY(DW8B)/WJZ(DW8)	210128	Drive Shaft	29T	25	24	55.7	79	594	
	1999.02- 2005.03			F	Coupe Engine WJY(DW8B)/WJZ(DW8)	810076	Outer Joint	29W	25	34	58.5	79	55	I
	1999.02- 2005.03	MT	R	F	Coupe Engine WJY(DW8B)/WJZ(DW8)	210023	Drive Shaft	29T	25	24	55.7	79	868	
1.9 TD (66 kW)	1998.02- 2000.09	MT	R	F	Coupe Engine DHY(XUD9TE/Y)	210167	Drive Shaft		25	24	55.7	79	868	
	1998.02- 2000.09	5MT		F	Coupe Engine DHY(XUD9TE/Y)	810022	Outer Joint	29W	25	34	55.7	79	55	I
	1998.02- 2000.09	5MT	L	F	Coupe Engine DHY(XUD9TE/Y)	210225	Drive Shaft	29T	25	24	55	79.5	585	





	 YEAR	TRANSM	L/R	F/R	REMARKS	GSP Ref.	 PRODUCT	 ABS	Technical Specifications							
									A	B	C	H	L	P		
CITROEN XSARA (N0)																
1.9 TD (66 kW)	1998.02- 2000.09	MT	R	F	Coupe Engine DHY(XUD9TE/Y)	210023	Drive Shaft	29T	25	24	55.7	79	868			
	1998.02- 2000.09	MT	L	F	Coupe Engine DHY(XUD9TE/Y)	210163	Drive Shaft		25	24	54.8	78.5	583			
	1998.02- 2000.09	MT	L	F	Coupe Engine DHY(XUD9TE/Y)	210131	Drive Shaft	29T	25	24	54.8	78.5	583			
	1998.02- 2000.09			F	Coupe Engine DHY(XUD9TE/Y)	810020	Outer Joint	29T	25	34	58	78.5	55	I		
2.0 16V (100 kW)	2000.09- 2005.03	5MT		F	Coupe Engine RFN(EW10J4)	810022	Outer Joint	29W	25	34	55.7	79	55	I		
	2000.09- 2005.03	5MT	L	F	Coupe Engine RFN(EW10J4)	210225	Drive Shaft	29T	25	24	55	79.5	585			
2.0 HDi (66 kW)	1999.02- 2005.03			F	Coupe Engine RHY(DW10TD)	810022	Outer Joint	29W	25	34	55.7	79	55	I		
	1999.02- 2005.03		L	F	Coupe Engine RHY(DW10TD)	210225	Drive Shaft	29T	25	24	55	79.5	585			
	1999.02- 2005.03	MT	R	F	Coupe Engine RHY(DW10TD)	210193	Drive Shaft	29T	25	24	55.7	79	867			
2.0 HDi (80 kW)	2001.05- 2005.03	MT/AT		F	Coupe Engine RHZ(DW10ATED)	810022	Outer Joint	29W	25	34	55.7	79	55	I		
	2001.05- 2005.03	MT/AT	L	F	Coupe Engine RHZ(DW10ATED)	210225	Drive Shaft	29T	25	24	55	79.5	585			
	2001.05- 2005.03	MT	R	F	Coupe Engine RHZ(DW10ATED)	210193	Drive Shaft	29T	25	24	55.7	79	867			
2.0 i 16V (120 kW)	1998.02- 2005.03	MT	R	F	Coupe Engine RFS(XU10J4RS)	210167	Drive Shaft		25	24	55.7	79	868			
	1998.02- 2005.03		L	F	Coupe Engine RFS(XU10J4RS)	210225	Drive Shaft	29T	25	24	55	79.5	585			
	1998.02- 2005.03	MT	R	F	Coupe Engine RFS(XU10J4RS)	210023	Drive Shaft	29T	25	24	55.7	79	868			
	1998.02- 2005.03	MT	L	F	Coupe Engine RFS(XU10J4RS)	210163	Drive Shaft		25	24	54.8	78.5	583			
	1998.02- 2005.03	MT	L	F	Coupe Engine RFS(XU10J4RS)	210131	Drive Shaft	29T	25	24	54.8	78.5	583			
XSARA (N1)																
1.4 HDi (50 kW)	2003.01- 2005.03			F	Hatchback Engine 8HX(DV4TD)	810076	Outer Joint	29W	25	34	58.5	79	55	I		
1.4 i (55 kW)	1997.04- 2005.03	MT	R	F	Hatchback Engine KFW(TU3JP)/KFX(TU3JP)	210019	Drive Shaft	29T	25	22	60	80	867			
	1997.04- 2005.03	MT	L	F	Hatchback Engine KFW(TU3JP)/KFX(TU3JP)	210040	Drive Shaft		21	22	56.4	76	595			
	1997.04- 2005.03	MT	R	F	Hatchback Engine KFW(TU3JP)/KFX(TU3JP)	210017	Drive Shaft		21	22	56.4	76	860			
	1997.04- 2005.03	MT	L	F	Hatchback Engine KFW(TU3JP)/KFX(TU3JP)	210043	Drive Shaft		21	22	48	86.5	610			
	1997.04- 2005.03	MT	R	F	Hatchback Engine KFW(TU3JP)/KFX(TU3JP)	210203	Drive Shaft		21	22	48	86.5	877			
	1997.04- 2005.03	MT	L	F	Hatchback Engine KFW(TU3JP)/KFX(TU3JP)	210018	Drive Shaft	29T	25	22	60	80	603			
1.5 D (42 kW)	1997.04- 2000.09	MT	L	F	Hatchback Engine VJZ(TUD5)	210018	Drive Shaft	29T	25	22	60	80	603			
	1997.04- 2000.09	MT	R	F	Hatchback Engine VJZ(TUD5)	210019	Drive Shaft	29T	25	22	60	80	867			
	1997.04- 2000.09	MT	L	F	Hatchback Engine VJZ(TUD5)	210040	Drive Shaft		21	22	56.4	76	595			
	1997.04- 2000.09	MT	R	F	Hatchback Engine VJZ(TUD5)	210017	Drive Shaft		21	22	56.4	76	860			
	1997.04- 2000.09	MT	L	F	Hatchback Engine VJZ(TUD5)	210043	Drive Shaft		21	22	48	86.5	610			
	1997.04- 2000.09	MT	R	F	Hatchback Engine VJZ(TUD5)	210203	Drive Shaft		21	22	48	86.5	877			
1.6 16V (80 kW)	2000.09- 2005.03	MT	L	F	Hatchback Engine NFU(TU5JP4)	210026	Drive Shaft		25	22	56.7	79	594			
	2000.09- 2005.03	MT	R	F	Hatchback Engine NFU(TU5JP4)	210205	Drive Shaft		25	22	58.5	79	866			
	2000.09- 2005.03	MT	L	F	Hatchback Engine NFU(TU5JP4)	210021	Drive Shaft	29T	25	22	60	80	593			
	2000.09- 2005.03	MT/AT	L	F	Hatchback Engine NFU(TU5JP4)	210204	Drive Shaft		25	22	58.5	79	594			
	2000.09- 2005.03	MT		F	Hatchback Engine NFU(TU5JP4)	810002	Outer Joint		25	23	54.8	78.5	56	I		
	2000.09- 2005.03	MT		F	Hatchback Engine NFU(TU5JP4)	810003	Outer Joint	29T	25	23	54.8	78.5	56	I		
1.6 i (65 kW)	1997.04- 2000.09	MT	R	F	Hatchback Engine NFZ(TU5JP)	210019	Drive Shaft	29T	25	22	60	80	867			
	1997.04- 2000.09	MT	L	F	Hatchback Engine NFZ(TU5JP)	210026	Drive Shaft		25	22	56.7	79	594			
	1997.04- 2000.09	MT	R	F	Hatchback Engine NFZ(TU5JP)	210027	Drive Shaft		25	22	56.7	79	868			
	1997.04- 2000.09	MT	R	F	Hatchback Engine NFZ(TU5JP)	210205	Drive Shaft		25	22	58.5	79	866			
	1997.04- 2000.09	MT	L	F	Hatchback Engine NFZ(TU5JP)	210021	Drive Shaft	29T	25	22	60	80	593			
	1997.04- 2000.09	5MT	L	F	Hatchback Engine NFZ(TU5JP)	210204	Drive Shaft		25	22	58.5	79	594			
1.8 D (43 kW)	1997.04- 2000.09	MT	L	F	Hatchback Engine 161A(XUD7)/A9A(XUD7)	210165	Drive Shaft		25	24	55.7	79	594			
	1997.04- 2000.09	MT	R	F	Hatchback Engine 161A(XUD7)/A9A(XUD7)	210167	Drive Shaft		25	24	55.7	79	868			
	1997.04- 2000.09	MT	L	F	Hatchback Engine 161A(XUD7)/A9A(XUD7)	210128	Drive Shaft	29T	25	24	55.7	79	594			
	1997.04- 2000.09	MT	R	F	Hatchback Engine 161A(XUD7)/A9A(XUD7)	210023	Drive Shaft	29T	25	24	55.7	79	868			
	1997.04- 2000.09			F	Hatchback Engine 161A(XUD7)/A9A(XUD7)	810020	Outer Joint	29T	25	34	58	78.5	55	I		
	1997.04- 2000.09			F	Hatchback Engine 161A(XUD7)/A9A(XUD7)	810020	Outer Joint	29T	25	34	58	78.5	55	I		
1.8 i (66 kW)	1997.04- 2000.09	MT	L	F	Hatchback Engine LFX(XU7JB)	210165	Drive Shaft		25	24	55.7	79	594			
	1997.04- 2000.09	MT	R	F	Hatchback Engine LFX(XU7JB)	210167	Drive Shaft		25	24	55.7	79	868			
	1997.04- 2000.09	5MT		F	Hatchback Engine LFX(XU7JB)	810022	Outer Joint	29W	25	34	55.7	79	55	I		
	1997.04- 2000.09	MT	L	F	Hatchback Engine LFX(XU7JB)	210128	Drive Shaft	29T	25	24	55.7	79	594			
	1997.04- 2000.09	MT	R	F	Hatchback Engine LFX(XU7JB)	210023	Drive Shaft	29T	25	24	55.7	79	868			
	1997.04- 2000.09			F	Hatchback Engine LFX(XU7JB)	810020	Outer Joint	29T	25	34	58	78.5	55	I		
1.8 i 16V (81 kW)	1997.04- 2000.09	MT	L	F	Hatchback Engine LFY(XU7JP4)	210165	Drive Shaft		25	24	55.7	79	594			
	1997.04- 2000.09	MT	R	F	Hatchback Engine LFY(XU7JP4)	210167	Drive Shaft		25	24	55.7	79	868			
	1997.04- 2000.09	5MT		F	Hatchback Engine LFY(XU7JP4)	810022	Outer Joint	29W	25	34	55.7	79	55	I		
	1997.04- 2000.09	MT	L	F	Hatchback Engine LFY(XU7JP4)	210128	Drive Shaft	29T	25	24	55.7	79	594			
	1997.04- 2000.09	MT	R	F	Hatchback Engine LFY(XU7JP4)	210023	Drive Shaft	29T	25	24	55.7	79	868			
	1997.04- 2000.09			F	Hatchback Engine LFY(XU7JP4)	810020	Outer Joint	29T	25	34	58	78.5	55	I		
1.8 i Aut. (74 kW)	1997.04- 2000.09	AT	L	F	Hatchback Engine LFZ(XU7JP)	210165	Drive Shaft		25	24	55.7	79	594			
	1997.04- 2000.09	AT	R	F	Hatchback Engine LFZ(XU7JP)	210167	Drive Shaft		25	24	55.7	79	868			





	 YEAR	TRANSM	L/R	F/R	REMARKS	GSP Ref.	 PRODUCT	 ABS	Technical Specifications									
									A	B	C	H	L	P				
CITROEN XSARA (N1)																		
1.8 i Aut. (74 kW)	1997.04- 2000.09	AT	L	F	Hatchback Engine LFZ(XU7JP)	210128	Drive Shaft	29T	25	24	55.7	79	594					
	1997.04- 2000.09	AT	R	F	Hatchback Engine LFZ(XU7JP)	210023	Drive Shaft	29T	25	24	55.7	79	868					
1.8 TD (66 kW)	1997.10- 2000.09	5MT		F	Hatchback	810022	Outer Joint	29W	25	34	55.7	79	55	I				
1.9 D (50 kW)	1997.04- 2000.09	MT	L	F	Hatchback Engine DJY(XUD9A)	210165	Drive Shaft		25	24	55.7	79	594					
	1997.04- 2000.09	MT	R	F	Hatchback Engine DJY(XUD9A)	210167	Drive Shaft		25	24	55.7	79	868					
	1997.04- 2000.09			F	Hatchback Engine DJY(XUD9A)	810022	Outer Joint	29W	25	34	55.7	79	55	I				
	1997.04- 2000.09	MT	L	F	Hatchback Engine DJY(XUD9A)	210128	Drive Shaft	29T	25	24	55.7	79	594					
	1997.04- 2000.09	MT	R	F	Hatchback Engine DJY(XUD9A)	210023	Drive Shaft	29T	25	24	55.7	79	868					
	1997.04- 2000.09			F	Hatchback Engine DJY(XUD9A)	810020	Outer Joint	29T	25	34	58	78.5	55	I				
1.9 D (51 kW)	1998.07- 2005.03	MT	L	F	Hatchback Engine WJY(DW8B)/WJZ(DW8)	210165	Drive Shaft		25	24	55.7	79	594					
	1998.07- 2005.03	MT	R	F	Hatchback Engine WJY(DW8B)/WJZ(DW8)	210167	Drive Shaft		25	24	55.7	79	868					
	1998.07- 2005.03			F	Hatchback Engine WJY(DW8B)/WJZ(DW8)	810076	Outer Joint	29W	25	34	58.5	79	55	I				
	1998.07- 2005.03	MT	L	F	Hatchback Engine WJY(DW8B)/WJZ(DW8)	210128	Drive Shaft	29T	25	24	55.7	79	594					
	1998.07- 2005.03	MT	R	F	Hatchback Engine WJY(DW8B)/WJZ(DW8)	210023	Drive Shaft	29T	25	24	55.7	79	868					
1.9 SD (55 kW)	1998.01- 2000.09	MT	L	F	Hatchback Engine DHV(XUD9BSD)	210165	Drive Shaft		25	24	55.7	79	594					
	1998.01- 2000.09	MT	R	F	Hatchback Engine DHV(XUD9BSD)	210167	Drive Shaft		25	24	55.7	79	868					
	1998.01- 2000.09	MT		F	Hatchback Engine DHV(XUD9BSD)	810022	Outer Joint	29W	25	34	55.7	79	55	I				
	1998.01- 2000.09	MT	L	F	Hatchback Engine DHV(XUD9BSD)	210128	Drive Shaft	29T	25	24	55.7	79	594					
	1998.01- 2000.09	MT	R	F	Hatchback Engine DHV(XUD9BSD)	210023	Drive Shaft	29T	25	24	55.7	79	868					
	1998.01- 2000.09			F	Hatchback Engine DHV(XUD9BSD)	810020	Outer Joint	29T	25	34	58	78.5	55	I				
1.9 TD (66 kW)	1997.04- 2000.09	MT	R	F	Hatchback Engine DHY(XUD9TE/Y)	210167	Drive Shaft		25	24	55.7	79	868					
	1997.04- 2000.09	5MT		F	Hatchback Engine DHY(XUD9TE/Y)	810022	Outer Joint	29W	25	34	55.7	79	55	I				
	1997.04- 2000.09	5MT	L	F	Hatchback Engine DHY(XUD9TE/Y)	210225	Drive Shaft	29T	25	24	55	79.5	585					
	1997.04- 2000.09	MT	R	F	Hatchback Engine DHY(XUD9TE/Y)	210023	Drive Shaft	29T	25	24	55.7	79	868					
	1997.04- 2000.09	MT	L	F	Hatchback Engine DHY(XUD9TE/Y)	210163	Drive Shaft		25	24	54.8	78.5	583					
	1997.04- 2000.09	MT	L	F	Hatchback Engine DHY(XUD9TE/Y)	210131	Drive Shaft	29T	25	24	54.8	78.5	583					
	1997.04- 2000.09			F	Hatchback Engine DHY(XUD9TE/Y)	810020	Outer Joint	29T	25	34	58	78.5	55	I				
2.0 16V (100 kW)	2000.09- 2005.03	5MT		F	Hatchback Engine RFN(EW10J4)	810022	Outer Joint	29W	25	34	55.7	79	55	I				
	2000.09- 2005.03	MT	R	F	Hatchback Engine RFN(EW10J4)	210167	Drive Shaft		25	24	55.7	79	868					
	2000.09- 2005.03	5MT	L	F	Hatchback Engine RFN(EW10J4)	210225	Drive Shaft	29T	25	24	55	79.5	585					
	2000.09- 2005.03	MT	R	F	Hatchback Engine RFN(EW10J4)	210023	Drive Shaft	29T	25	24	55.7	79	868					
	2000.09- 2005.03	MT	L	F	Hatchback Engine RFN(EW10J4)	210163	Drive Shaft		25	24	54.8	78.5	583					
	2000.09- 2005.03	MT	L	F	Hatchback Engine RFN(EW10J4)	210131	Drive Shaft	29T	25	24	54.8	78.5	583					
	2000.09- 2005.03	MT		F	Hatchback Engine RFN(EW10J4)	810002	Outer Joint		25	23	54.8	78.5	56	I				
	2000.09- 2005.03	MT		F	Hatchback Engine RFN(EW10J4)	810003	Outer Joint	29T	25	23	54.8	78.5	56	I				
2.0 16V (120 kW)	1997.04- 2000.09	MT	R	F	Hatchback Engine RFS(XU10J4RS)	210167	Drive Shaft		25	24	55.7	79	868					
	1997.04- 2000.09		L	F	Hatchback Engine RFS(XU10J4RS)	210225	Drive Shaft	29T	25	24	55	79.5	585					
	1997.04- 2000.09	MT	R	F	Hatchback Engine RFS(XU10J4RS)	210023	Drive Shaft	29T	25	24	55.7	79	868					
	1997.04- 2000.09	MT	L	F	Hatchback Engine RFS(XU10J4RS)	210163	Drive Shaft		25	24	54.8	78.5	583					
	1997.04- 2000.09	MT	L	F	Hatchback Engine RFS(XU10J4RS)	210131	Drive Shaft	29T	25	24	54.8	78.5	583					
2.0 16V (97 kW)	1998.07- 2000.09			F	Hatchback Engine RFV(XU10J4R)	810022	Outer Joint	29W	25	34	55.7	79	55	I				
	1998.07- 2000.09	MT	R	F	Hatchback Engine RFV(XU10J4R)	210167	Drive Shaft		25	24	55.7	79	868					
	1998.07- 2000.09		L	F	Hatchback Engine RFV(XU10J4R)	210225	Drive Shaft	29T	25	24	55	79.5	585					
	1998.07- 2000.09	MT	R	F	Hatchback Engine RFV(XU10J4R)	210023	Drive Shaft	29T	25	24	55.7	79	868					
	1998.07- 2000.09	MT	L	F	Hatchback Engine RFV(XU10J4R)	210163	Drive Shaft		25	24	54.8	78.5	583					
	1998.07- 2000.09	MT	L	F	Hatchback Engine RFV(XU10J4R)	210131	Drive Shaft	29T	25	24	54.8	78.5	583					
2.0 HDi (66 kW)	1999.02- 2005.03			F	Hatchback Engine RHY(DW10TD)	810022	Outer Joint	29W	25	34	55.7	79	55	I				
	1999.02- 2005.03	MT	R	F	Hatchback Engine RHY(DW10TD)	210193	Drive Shaft	29T	25	24	55.7	79	867					
	1999.02- 2005.03		L	F	Hatchback Engine RHY(DW10TD)	210225	Drive Shaft	29T	25	24	55	79.5	585					
2.0 HDi (80 kW)	2001.05- 2005.03	MT/AT		F	Hatchback Engine RHZ(DW10ATED)	810022	Outer Joint	29W	25	34	55.7	79	55	I				
	2001.05- 2005.03	MT	R	F	Hatchback Engine RHZ(DW10ATED)	210193	Drive Shaft	29T	25	24	55.7	79	867					
	2001.05- 2005.03	MT/AT	L	F	Hatchback Engine RHZ(DW10ATED)	210225	Drive Shaft	29T	25	24	55	79.5	585					
XSARA (N2)																		
1.4 HDi (50 kW)	2003.01- 2005.08			F	Estate Engine 8HX(DV4TD)	810076	Outer Joint	29W	25	34	58.5	79	55	I				
1.4 i (55 kW)	1997.10- 2005.08	MT	L	F	Estate Engine KFW(TU3JP)/KFX(TU3JP)	210018	Drive Shaft	29T	25	22	60	80	603					
	1997.10- 2005.08	MT	R	F	Estate Engine KFW(TU3JP)/KFX(TU3JP)	210019	Drive Shaft	29T	25	22	60	80	867					
	1997.10- 2005.08	MT	L	F	Estate Engine KFW(TU3JP)/KFX(TU3JP)	210040	Drive Shaft		21	22	56.4	76	595					
	1997.10- 2005.08	MT	R	F	Estate Engine KFW(TU3JP)/KFX(TU3JP)	210017	Drive Shaft		21	22	56.4	76	860					
	1997.10- 2005.08	MT	L	F	Estate Engine KFW(TU3JP)/KFX(TU3JP)	210043	Drive Shaft		21	22	48	86.5	610					
	1997.10- 2005.08	MT	R	F	Estate Engine KFW(TU3JP)/KFX(TU3JP)	210203	Drive Shaft		21	22	48	86.5	877					
1.5 D (42 kW)	1997.10- 2000.09	MT	L	F	Estate Engine VJZ(TUD5)	210018	Drive Shaft	29T	25	22	60	80	603					
	1997.10- 2000.09	MT	R	F	Estate Engine VJZ(TUD5)	210019	Drive Shaft	29T	25	22	60	80	867					





	 YEAR	TRANSM	L/R	F/R	REMARKS	GSP Ref.	 PRODUCT	 ABS	Technical Specifications									
									A	B	C	H	L	P				
CITROEN XSARA (N2)																		
1.5 D (42 kW)	1997.10- 2000.09	MT	L	F	Estate Engine VJZ(TUD5)	210040	Drive Shaft		21	22	56.4	76	595					
	1997.10- 2000.09	MT	R	F	Estate Engine VJZ(TUD5)	210017	Drive Shaft		21	22	56.4	76	860					
	1997.10- 2000.09	MT	L	F	Estate Engine VJZ(TUD5)	210043	Drive Shaft		21	22	48	86.5	610					
	1997.10- 2000.09	MT	R	F	Estate Engine VJZ(TUD5)	210203	Drive Shaft		21	22	48	86.5	877					
1.6 16V (80 kW)	2000.09- 2005.08	MT/AT	L	F	Estate Engine NFU(TU5JP4)	210204	Drive Shaft		25	22	58.5	79	594					
	2000.09- 2005.08	MT		F	Estate Engine NFU(TU5JP4)	810002	Outer Joint		25	23	54.8	78.5	56	I				
	2000.09- 2005.08	MT		F	Estate Engine NFU(TU5JP4)	810003	Outer Joint	29T	25	23	54.8	78.5	56	I				
1.6 i (65 kW)	1997.10- 2000.09	MT	R	F	Estate Engine NFZ(TU5JP)	210019	Drive Shaft	29T	25	22	60	80	867					
	1997.10- 2000.09	MT	L	F	Estate Engine NFZ(TU5JP)	210026	Drive Shaft		25	22	56.7	79	594					
	1997.10- 2000.09	MT	R	F	Estate Engine NFZ(TU5JP)	210027	Drive Shaft		25	22	56.7	79	868					
	1997.10- 2000.09	MT	R	F	Estate Engine NFZ(TU5JP)	210205	Drive Shaft		25	22	58.5	79	866					
	1997.10- 2000.09	MT	L	F	Estate Engine NFZ(TU5JP)	210021	Drive Shaft	29T	25	22	60	80	593					
	1997.10- 2000.09		L	F	Estate Engine NFZ(TU5JP)	210204	Drive Shaft		25	22	58.5	79	594					
1.8 D (43 kW)	1997.10- 2000.09	MT	L	F	Estate Engine A9A(XUD7)	210165	Drive Shaft		25	24	55.7	79	594					
	1997.10- 2000.09	MT	R	F	Estate Engine A9A(XUD7)	210167	Drive Shaft		25	24	55.7	79	868					
	1997.10- 2000.09	MT	L	F	Estate Engine A9A(XUD7)	210128	Drive Shaft	29T	25	24	55.7	79	594					
	1997.10- 2000.09	MT	R	F	Estate Engine A9A(XUD7)	210023	Drive Shaft	29T	25	24	55.7	79	868					
1.8 i (66 kW)	1997.10- 2000.09	MT	L	F	Estate Engine LFX(XU7JB)	210165	Drive Shaft		25	24	55.7	79	594					
	1997.10- 2000.09	MT	R	F	Estate Engine LFX(XU7JB)	210167	Drive Shaft		25	24	55.7	79	868					
	1997.10- 2000.09	MT		F	Estate Engine LFX(XU7JB)	810022	Outer Joint	29W	25	34	55.7	79	55	I				
	1997.10- 2000.09	MT	L	F	Estate Engine LFX(XU7JB)	210128	Drive Shaft	29T	25	24	55.7	79	594					
	1997.10- 2000.09	MT	R	F	Estate Engine LFX(XU7JB)	210023	Drive Shaft	29T	25	24	55.7	79	868					
	1997.10- 2000.09			F	Estate Engine LFX(XU7JB)	810020	Outer Joint	29T	25	34	58	78.5	55	I				
1.8 i 16V (81 kW)	1997.10- 2000.09			F	Estate Engine LFY(XU7JP4)	810020	Outer Joint	29T	25	34	58	78.5	55	I				
	1997.10- 2000.09	MT	L	F	Estate Engine LFY(XU7JP4)	210165	Drive Shaft		25	24	55.7	79	594					
	1997.10- 2000.09	MT	R	F	Estate Engine LFY(XU7JP4)	210167	Drive Shaft		25	24	55.7	79	868					
	1997.10- 2000.09			F	Estate Engine LFY(XU7JP4)	810022	Outer Joint	29W	25	34	55.7	79	55	I				
	1997.10- 2000.09	MT	L	F	Estate Engine LFY(XU7JP4)	210128	Drive Shaft	29T	25	24	55.7	79	594					
	1997.10- 2000.09	MT	R	F	Estate Engine LFY(XU7JP4)	210023	Drive Shaft	29T	25	24	55.7	79	868					
1.8 i Aut. (74 kW)	1997.10- 2000.09	AT	L	F	Estate Engine LFZ(XU7JP)	210165	Drive Shaft		25	24	55.7	79	594					
	1997.10- 2000.09	AT	R	F	Estate Engine LFZ(XU7JP)	210167	Drive Shaft		25	24	55.7	79	868					
	1997.10- 2000.09	AT	L	F	Estate Engine LFZ(XU7JP)	210128	Drive Shaft	29T	25	24	55.7	79	594					
	1997.10- 2000.09	AT	R	F	Estate Engine LFZ(XU7JP)	210023	Drive Shaft	29T	25	24	55.7	79	868					
1.9 D (50 kW)	1997.10- 2000.09			F	Estate Engine DJY(XUD9A)	810020	Outer Joint	29T	25	34	58	78.5	55	I				
	1997.10- 2000.09	MT	L	F	Estate Engine DJY(XUD9A)	210165	Drive Shaft		25	24	55.7	79	594					
	1997.10- 2000.09	MT	R	F	Estate Engine DJY(XUD9A)	210167	Drive Shaft		25	24	55.7	79	868					
	1997.10- 2000.09			F	Estate Engine DJY(XUD9A)	810022	Outer Joint	29W	25	34	55.7	79	55	I				
	1997.10- 2000.09	MT	L	F	Estate Engine DJY(XUD9A)	210128	Drive Shaft	29T	25	24	55.7	79	594					
	1997.10- 2000.09	MT	R	F	Estate Engine DJY(XUD9A)	210023	Drive Shaft	29T	25	24	55.7	79	868					
1.9 D (51 kW)	1998.07- 2005.08	MT	L	F	Estate Engine WJY(DW8B)/WJZ(DW8)	210165	Drive Shaft		25	24	55.7	79	594					
	1998.07- 2005.08	MT	R	F	Estate Engine WJY(DW8B)/WJZ(DW8)	210167	Drive Shaft		25	24	55.7	79	868					
	1998.07- 2005.08			F	Estate Engine WJY(DW8B)/WJZ(DW8)	810076	Outer Joint	29W	25	34	58.5	79	55	I				
	1998.07- 2005.08	MT	L	F	Estate Engine WJY(DW8B)/WJZ(DW8)	210128	Drive Shaft	29T	25	24	55.7	79	594					
	1998.07- 2005.08	MT	R	F	Estate Engine WJY(DW8B)/WJZ(DW8)	210023	Drive Shaft	29T	25	24	55.7	79	868					
1.9 D (55 kW)	1998.01- 2000.09	MT	L	F	Estate Engine DHV(XUD9BSD)	210165	Drive Shaft		25	24	55.7	79	594					
	1998.01- 2000.09	MT	R	F	Estate Engine DHV(XUD9BSD)	210167	Drive Shaft		25	24	55.7	79	868					
	1998.01- 2000.09	MT		F	Estate Engine DHV(XUD9BSD)	810022	Outer Joint	29W	25	34	55.7	79	55	I				
	1998.01- 2000.09	MT	L	F	Estate Engine DHV(XUD9BSD)	210128	Drive Shaft	29T	25	24	55.7	79	594					
	1998.01- 2000.09	MT	R	F	Estate Engine DHV(XUD9BSD)	210023	Drive Shaft	29T	25	24	55.7	79	868					
1.9 TD (66 kW)	1997.10- 2000.09			F	Estate Engine DHY(XUD9TE/Y)	810020	Outer Joint	29T	25	34	58	78.5	55	I				
	1997.10- 2000.09	MT	R	F	Estate Engine DHY(XUD9TE/Y)	210167	Drive Shaft		25	24	55.7	79	868					
	1997.10- 2000.09			F	Estate Engine DHY(XUD9TE/Y)	810022	Outer Joint	29W	25	34	55.7	79	55	I				
	1997.10- 2000.09		L	F	Estate Engine DHY(XUD9TE/Y)	210225	Drive Shaft	29T	25	24	55	79.5	585					
	1997.10- 2000.09	MT	R	F	Estate Engine DHY(XUD9TE/Y)	210023	Drive Shaft	29T	25	24	55.7	79	868					
	1997.10- 2000.09	MT	L	F	Estate Engine DHY(XUD9TE/Y)	210163	Drive Shaft		25	24	54.8	78.5	583					
	1997.10- 2000.09	MT	L	F	Estate Engine DHY(XUD9TE/Y)	210131	Drive Shaft	29T	25	24	54.8	78.5	583					
2.0 16V (100 kW)	2000.09- 2005.08			F	Estate Engine RFN(EW10J4)	810022	Outer Joint	29W	25	34	55.7	79	55	I				
	2000.09- 2005.08	MT	R	F	Estate Engine RFN(EW10J4)	210167	Drive Shaft		25	24	55.7	79	868					
	2000.09- 2005.08		L	F	Estate Engine RFN(EW10J4)	210225	Drive Shaft	29T	25	24	55	79.5	585					
	2000.09- 2005.08	MT	R	F	Estate Engine RFN(EW10J4)	210023	Drive Shaft	29T	25	24	55.7	79	868					
	2000.09- 2005.08	MT	L	F	Estate Engine RFN(EW10J4)	210163	Drive Shaft		25	24	54.8	78.5	583					
	2000.09- 2005.08	MT	L	F	Estate Engine RFN(EW10J4)	210131	Drive Shaft	29T	25	24	54.8	78.5	583					





	 YEAR	TRANSM	L/R	F/R	REMARKS	GSP Ref.	 PRODUCT	 ABS	Technical Specifications					
									A	B	C	H	L	P
CITROEN XSARA (N2)														
2.0 16V (100 kW)	2000.09- 2005.08	MT		F	Estate Engine RFN(EW10J4)	810002	Outer Joint		25	23	54.8	78.5	56	I
	2000.09- 2005.08	MT		F	Estate Engine RFN(EW10J4)	810003	Outer Joint	29T	25	23	54.8	78.5	56	I
2.0 16V (97 kW)	1998.07- 2000.09			F	Estate Engine RFV(XU10J4R)	810022	Outer Joint	29W	25	34	55.7	79	55	I
	1998.07- 2000.09	MT	R	F	Estate Engine RFV(XU10J4R)	210167	Drive Shaft		25	24	55.7	79	868	
	1998.07- 2000.09			L	Estate Engine RFV(XU10J4R)	210225	Drive Shaft	29T	25	24	55	79.5	585	
	1998.07- 2000.09	MT	R	F	Estate Engine RFV(XU10J4R)	210023	Drive Shaft	29T	25	24	55.7	79	868	
	1998.07- 2000.09	MT	L	F	Estate Engine RFV(XU10J4R)	210163	Drive Shaft		25	24	54.8	78.5	583	
	1998.07- 2000.09	MT	L	F	Estate Engine RFV(XU10J4R)	210131	Drive Shaft	29T	25	24	54.8	78.5	583	
2.0 HDi (66 kW)	1999.02- 2005.08			F	Estate Engine RHY(DW10TD)	810022	Outer Joint	29W	25	34	55.7	79	55	I
	1999.02- 2005.08	MT	R	F	Estate Engine RHY(DW10TD)	210193	Drive Shaft	29T	25	24	55.7	79	867	
	1999.02- 2005.08			L	Estate Engine RHY(DW10TD)	210225	Drive Shaft	29T	25	24	55	79.5	585	
2.0 HDi (80 kW)	2001.05- 2005.08	MT/AT		F	Estate Engine RHZ(DW10ATED)	810022	Outer Joint	29W	25	34	55.7	79	55	I
	2001.05- 2005.08	MT	R	F	Estate Engine RHZ(DW10ATED)	210193	Drive Shaft	29T	25	24	55.7	79	867	
	2001.05- 2005.08	MT/AT	L	F	Estate Engine RHZ(DW10ATED)	210225	Drive Shaft	29T	25	24	55	79.5	585	
XSARA PICASSO														
1.6 HDi	2004.02-	MT/AT		F		845047	Outer Joint	48T	25	34	59	78.5	54	I
2.0 HDi	1999.06-			R		210051	Drive Shaft	29T	25	24	55.7	79	865	
XSARA PICASSO (N68)														
1.6 (65 kW)	1999.12-			F	MPV Engine NFZ(TU5JP)	810076	Outer Joint	29W	25	34	58.5	79	55	I
	1999.12-	MT	L	F	MPV Engine NFZ(TU5JP)	210128	Drive Shaft	29T	25	24	55.7	79	594	
	1999.12-	MT	R	F	MPV Engine NFZ(TU5JP)	210023	Drive Shaft	29T	25	24	55.7	79	868	
1.6 (67 kW)	2002.06-	MT	L	F	MPV	210128	Drive Shaft	29T	25	24	55.7	79	594	
	2002.06-			L	MPV	210204	Drive Shaft		25	22	58.5	79	594	
	2002.06-	MT	R	F	MPV	210023	Drive Shaft	29T	25	24	55.7	79	868	
1.6 (70 kW)	1999.12-			F	MPV Engine NFV(TU5JP)	810076	Outer Joint	29W	25	34	58.5	79	55	I
	1999.12-	MT	L	F	MPV Engine NFV(TU5JP)	210128	Drive Shaft	29T	25	24	55.7	79	594	
	1999.12-			L	MPV Engine NFV(TU5JP)	210204	Drive Shaft		25	22	58.5	79	594	
	1999.12-	MT	R	F	MPV Engine NFV(TU5JP)	210023	Drive Shaft	29T	25	24	55.7	79	868	
1.6 16V (80 kW)	2005.10-			F	MPV Engine NFU(TU5JP4)	810067	Outer Joint	48W	25	34	58.5	79	55	I
1.6 HDi (66 kW)	2005.10- 2007.03			F	MPV Engine 9HX(DV6ATED4)	810067	Outer Joint	48W	25	34	58.5	79	55	I
1.6 HDi (80 kW)	2004.02- 2007.03			F	MPV Engine 9HY(DV6TED4)/9HZ(DV6TED4)	810067	Outer Joint	48W	25	34	58.5	79	55	I
1.8 16V (85 kW)	2000.02-			F	MPV Engine 6FZ(EW7J4)	810076	Outer Joint	29W	25	34	58.5	79	55	I
	2000.02-	MT	L	F	MPV Engine 6FZ(EW7J4)	210128	Drive Shaft	29T	25	24	55.7	79	594	
	2000.02-	MT	R	F	MPV Engine 6FZ(EW7J4)	210023	Drive Shaft	29T	25	24	55.7	79	868	
2.0 16V (100 kW)	2003.01- 2007.03			F	MPV Engine RFN(EW10J4)	810022	Outer Joint	29W	25	34	55.7	79	55	I
	2003.01- 2007.03			L	MPV Engine RFN(EW10J4)	210225	Drive Shaft	29T	25	24	55	79.5	585	
	2003.01- 2007.03	MT	R	F	MPV Engine RFN(EW10J4)	210023	Drive Shaft	29T	25	24	55.7	79	868	
	2003.01- 2007.03	MT	L	F	MPV Engine RFN(EW10J4)	210131	Drive Shaft	29T	25	24	54.8	78.5	583	
2.0 HDi (66 kW)	1999.12-			F	MPV Engine RHY(DW10TD)	810022	Outer Joint	29W	25	34	55.7	79	55	I
	1999.12-			L	MPV Engine RHY(DW10TD)	210225	Drive Shaft	29T	25	24	55	79.5	585	
	1999.12-	MT	R	F	MPV Engine RHY(DW10TD)	210023	Drive Shaft	29T	25	24	55.7	79	868	
	1999.12-	MT	L	F	MPV Engine RHY(DW10TD)	210131	Drive Shaft	29T	25	24	54.8	78.5	583	
XSARA VAN														
2.0 HDi	2003.01-			R		210051	Drive Shaft	29T	25	24	55.7	79	865	
ZX														
-					LADO ESQUERDO	645018	Inner Joint		24	34	40	62	88	
						645020	Inner Joint		24	34	40	69	89	
1.9 TD	1992.07- 1998.02		R	F		210150	Drive Shaft		25	24	54.8	78.5	866	
2.0 i	1992.10- 1996.06	MT/AT		F		810065	Outer Joint	48T	25	34	58.5	80	55	I
ZX (N2)														
1.1 (44 kW)	1991.03- 1997.06	MT	R	F	Hatchback Engine HDZ(TU1M)	210004	Drive Shaft		21	22	56.4	76	855.5	
	1991.03- 1997.06	MT	L	F	Hatchback Engine HDZ(TU1M)	210040	Drive Shaft		21	22	56.4	76	595	
1.4 (55 kW)	1991.03- 1997.06	MT	R	F	Hatchback Engine KDZ(TU3M/Z)	210004	Drive Shaft		21	22	56.4	76	855.5	
	1991.03- 1997.06	MT	L	F	Hatchback Engine KDZ(TU3M/Z)	210040	Drive Shaft		21	22	56.4	76	595	
1.4 i (55 kW)	1991.03- 1997.06	MT	R	F	Hatchback Engine KDX(TU3M/Z)/KDZ(TU3M/Z)/KFX(TU3JP)	210004	Drive Shaft		21	22	56.4	76	855.5	
	1991.03- 1997.06	MT	L	F	Hatchback Engine KDX(TU3M/Z)/KDZ(TU3M/Z)/KFX(TU3JP)	210040	Drive Shaft		21	22	56.4	76	595	
	1993.10- 1997.10	MT	R	F	Estate Engine KDX(TU3M/Z)/KDY(TU3M)/KFX(TU3JP)	210004	Drive Shaft		21	22	56.4	76	855.5	
	1993.10- 1997.10	MT	L	F	Estate Engine KDX(TU3M/Z)/KDY(TU3M)/KFX(TU3JP)	210040	Drive Shaft		21	22	56.4	76	595	
1.6 i (65 kW)	1991.03- 1997.06	MT	R	F	Hatchback Engine BDY(XU5M)/BFZ(XU5JP)	210167	Drive Shaft		25	24	55.7	79	868	
	1991.03- 1997.06	MT	L	F	Hatchback Engine BDY(XU5M)/BFZ(XU5JP)	210090	Drive Shaft		25	24	54.8	78.5	593	
	1991.03- 1997.06			L	Hatchback Engine BDY(XU5M)/BFZ(XU5JP)	210117	Drive Shaft		25	24	54.8	79	592.5	
	1991.03- 1997.06	MT	L	F	Hatchback Engine BDY(XU5M)/BFZ(XU5JP)	210025	Drive Shaft	29T	25	24	54.8	78.5	593	





	 YEAR	TRANSM	L/R	F/R	REMARKS	GSP Ref.	 PRODUCT	 ABS	Technical Specifications							
									A	B	C	H	L	P		
CITROEN ZX (N2)																
1.6 i (65 kW)	1991.03- 1997.06	MT	R	F	Hatchback Engine BDY(XU5M)/BFZ(XU5JP)	210023	Drive Shaft	29T	25	24	55.7	79	868			
	1991.03- 1997.06	MT		F	Hatchback Engine BDY(XU5M)/BFZ(XU5JP)	810003	Outer Joint	29T	25	23	54.8	78.5	56	I		
	1991.03- 1997.06	MT		F	Hatchback Engine BDY(XU5M)/BFZ(XU5JP)	810002	Outer Joint		25	23	54.8	78.5	56	I		
	1993.10- 1997.10	MT	R	F	Estate Engine BDY(XU5M)/BFZ(XU5JP)	210167	Drive Shaft		25	24	55.7	79	868			
	1993.10- 1997.10	MT	L	F	Estate Engine BDY(XU5M)/BFZ(XU5JP)	210090	Drive Shaft		25	24	54.8	78.5	593			
	1993.10- 1997.10		L	F	Estate Engine BDY(XU5M)/BFZ(XU5JP)	210117	Drive Shaft		25	24	54.8	79	592.5			
	1993.10- 1997.10	MT	L	F	Estate Engine BDY(XU5M)/BFZ(XU5JP)	210025	Drive Shaft	29T	25	24	54.8	78.5	593			
	1993.10- 1997.10	MT	R	F	Estate Engine BDY(XU5M)/BFZ(XU5JP)	210023	Drive Shaft	29T	25	24	55.7	79	868			
	1993.10- 1997.10	MT		F	Estate Engine BDY(XU5M)/BFZ(XU5JP)	810003	Outer Joint	29T	25	23	54.8	78.5	56	I		
1.8 D (44 kW)	1993.10- 1997.10	MT		F	Estate Engine BDY(XU5M)/BFZ(XU5JP)	810002	Outer Joint		25	23	54.8	78.5	56	I		
	1993.06- 1997.06		L	F	Hatchback Engine 161A(XUD7)	210117	Drive Shaft		25	24	54.8	79	592.5			
	1993.10- 1997.10	MT	R	F	Estate Engine 161A(XUD7)	210167	Drive Shaft		25	24	55.7	79	868			
	1993.10- 1997.10	MT	L	F	Estate Engine 161A(XUD7)	210090	Drive Shaft		25	24	54.8	78.5	593			
	1993.10- 1997.10		L	F	Estate Engine 161A(XUD7)	210117	Drive Shaft		25	24	54.8	79	592.5			
	1993.10- 1997.10	MT	L	F	Estate Engine 161A(XUD7)	210025	Drive Shaft	29T	25	24	54.8	78.5	593			
1.8 i (74 kW)	1993.10- 1997.10	MT	R	F	Estate Engine 161A(XUD7)	210023	Drive Shaft	29T	25	24	55.7	79	868			
	1992.07- 1997.06	MT	R	F	Hatchback Engine LFZ(XU7JP)	210167	Drive Shaft		25	24	55.7	79	868			
	1992.07- 1997.06	MT	L	F	Hatchback Engine LFZ(XU7JP)	210090	Drive Shaft		25	24	54.8	78.5	593			
	1992.07- 1997.06		L	F	Hatchback Engine LFZ(XU7JP)	210117	Drive Shaft		25	24	54.8	79	592.5			
	1992.07- 1997.06	MT	L	F	Hatchback Engine LFZ(XU7JP)	210025	Drive Shaft	29T	25	24	54.8	78.5	593			
	1992.07- 1997.06	MT	R	F	Hatchback Engine LFZ(XU7JP)	210023	Drive Shaft	29T	25	24	55.7	79	868			
	1992.07- 1997.06	MT		F	Hatchback Engine LFZ(XU7JP)	810003	Outer Joint	29T	25	23	54.8	78.5	56	I		
	1992.07- 1997.06	MT		F	Hatchback Engine LFZ(XU7JP)	810002	Outer Joint		25	23	54.8	78.5	56	I		
	1993.10- 1997.10	MT	R	F	Estate Engine LFZ(XU7JP)	210167	Drive Shaft		25	24	55.7	79	868			
	1993.10- 1997.10	MT	L	F	Estate Engine LFZ(XU7JP)	210090	Drive Shaft		25	24	54.8	78.5	593			
	1993.10- 1997.10		L	F	Estate Engine LFZ(XU7JP)	210117	Drive Shaft		25	24	54.8	79	592.5			
	1993.10- 1997.10	MT	L	F	Estate Engine LFZ(XU7JP)	210025	Drive Shaft	29T	25	24	54.8	78.5	593			
	1993.10- 1997.10	MT	R	F	Estate Engine LFZ(XU7JP)	210023	Drive Shaft	29T	25	24	55.7	79	868			
	1993.10- 1997.10	MT		F	Estate Engine LFZ(XU7JP)	810003	Outer Joint	29T	25	23	54.8	78.5	56	I		
	1993.10- 1997.10	MT		F	Estate Engine LFZ(XU7JP)	810002	Outer Joint		25	23	54.8	78.5	56	I		
1.8 i 16V (81 kW)	1996.01- 1997.06		L	F	Hatchback Engine LFY(XU7JP4)	210117	Drive Shaft		25	24	54.8	79	592.5			
	1996.01- 1998.02		L	F	Estate Engine LFY(XU7JP4)	210117	Drive Shaft		25	24	54.8	79	592.5			
1.9 D (47 kW)	1991.03- 1997.06	MT	R	F	Hatchback Engine DJZ(XUD9Y)	210167	Drive Shaft		25	24	55.7	79	868			
	1991.03- 1997.06	MT	L	F	Hatchback Engine DJZ(XUD9Y)	210090	Drive Shaft		25	24	54.8	78.5	593			
	1991.03- 1997.06		L	F	Hatchback Engine DJZ(XUD9Y)	210117	Drive Shaft		25	24	54.8	79	592.5			
	1991.03- 1997.06	MT	L	F	Hatchback Engine DJZ(XUD9Y)	210025	Drive Shaft	29T	25	24	54.8	78.5	593			
	1991.03- 1997.06	MT	R	F	Hatchback Engine DJZ(XUD9Y)	210023	Drive Shaft	29T	25	24	55.7	79	868			
	1991.03- 1997.06	MT		F	Hatchback Engine DJZ(XUD9Y)	810003	Outer Joint	29T	25	23	54.8	78.5	56	I		
	1991.03- 1997.06	MT		F	Hatchback Engine DJZ(XUD9Y)	810002	Outer Joint		25	23	54.8	78.5	56	I		
	1993.10- 1997.10	MT	R	F	Estate Engine DJZ(XUD9Y)	210167	Drive Shaft		25	24	55.7	79	868			
	1993.10- 1997.10	MT	L	F	Estate Engine DJZ(XUD9Y)	210090	Drive Shaft		25	24	54.8	78.5	593			
	1993.10- 1997.10		L	F	Estate Engine DJZ(XUD9Y)	210117	Drive Shaft		25	24	54.8	79	592.5			
	1993.10- 1997.10	MT	L	F	Estate Engine DJZ(XUD9Y)	210025	Drive Shaft	29T	25	24	54.8	78.5	593			
	1993.10- 1997.10	MT	R	F	Estate Engine DJZ(XUD9Y)	210023	Drive Shaft	29T	25	24	55.7	79	868			
	1993.10- 1997.10	MT		F	Estate Engine DJZ(XUD9Y)	810003	Outer Joint	29T	25	23	54.8	78.5	56	I		
1993.10- 1997.10	MT		F	Estate Engine DJZ(XUD9Y)	810002	Outer Joint		25	23	54.8	78.5	56	I			
1.9 D (50 kW)	1993.07- 1997.06	MT	R	F	Hatchback Engine D9B(XUD9A/U)/DJY(XUD9A)	210167	Drive Shaft		25	24	55.7	79	868			
	1993.07- 1997.06	MT	L	F	Hatchback Engine D9B(XUD9A/U)/DJY(XUD9A)	210090	Drive Shaft		25	24	54.8	78.5	593			
	1993.07- 1997.06		L	F	Hatchback Engine D9B(XUD9A/U)/DJY(XUD9A)	210117	Drive Shaft		25	24	54.8	79	592.5			
	1993.07- 1997.06	MT	L	F	Hatchback Engine D9B(XUD9A/U)/DJY(XUD9A)	210025	Drive Shaft	29T	25	24	54.8	78.5	593			
	1993.07- 1997.06	MT	R	F	Hatchback Engine D9B(XUD9A/U)/DJY(XUD9A)	210023	Drive Shaft	29T	25	24	55.7	79	868			
	1993.07- 1997.06	MT		F	Hatchback Engine D9B(XUD9A/U)/DJY(XUD9A)	810003	Outer Joint	29T	25	23	54.8	78.5	56	I		
	1993.07- 1997.06	MT		F	Hatchback Engine D9B(XUD9A/U)/DJY(XUD9A)	810002	Outer Joint		25	23	54.8	78.5	56	I		
	1994.06- 1997.10	MT	R	F	Estate Engine D9B(XUD9A/U)	210167	Drive Shaft		25	24	55.7	79	868			
	1994.06- 1997.10	MT	L	F	Estate Engine D9B(XUD9A/U)	210090	Drive Shaft		25	24	54.8	78.5	593			
	1994.06- 1997.10		L	F	Estate Engine D9B(XUD9A/U)	210117	Drive Shaft		25	24	54.8	79	592.5			
	1994.06- 1997.10	MT	L	F	Estate Engine D9B(XUD9A/U)	210025	Drive Shaft	29T	25	24	54.8	78.5	593			
	1994.06- 1997.10	MT	R	F	Estate Engine D9B(XUD9A/U)	210023	Drive Shaft	29T	25	24	55.7	79	868			
	1994.06- 1997.10	MT		F	Estate Engine D9B(XUD9A/U)	810003	Outer Joint	29T	25	23	54.8	78.5	56	I		
1994.06- 1997.10	MT		F	Estate Engine D9B(XUD9A/U)	810002	Outer Joint		25	23	54.8	78.5	56	I			
1.9 i (88 kW)	1991.03- 1997.06	MT	R	F	Hatchback Engine DKZ(XU9JA)	210167	Drive Shaft		25	24	55.7	79	868			
	1991.03- 1997.06	MT	L	F	Hatchback Engine DKZ(XU9JA)	210090	Drive Shaft		25	24	54.8	78.5	593			





	 YEAR	TRANSM	L/R	F/R	REMARKS	GSP Ref.	 PRODUCT	 ABS	Technical Specifications											
									A	B	C	H	L	P						
CITROEN ZX (N2)																				
1.9 i (88 kW)	1991.03- 1997.06	MT	L	F	Hatchback Engine DKZ(XU9JA)	210025	Drive Shaft	29T	25	24	54.8	78.5	593							
	1991.03- 1997.06	MT	R	F	Hatchback Engine DKZ(XU9JA)	210023	Drive Shaft	29T	25	24	55.7	79	868							
	1991.03- 1997.06	MT		F	Hatchback Engine DKZ(XU9JA)	810003	Outer Joint	29T	25	23	54.8	78.5	56	I						
	1991.03- 1997.06	MT		F	Hatchback Engine DKZ(XU9JA)	810002	Outer Joint		25	23	54.8	78.5	56	I						
1.9 TD (66 kW)	1992.07- 1997.06	MT	R	F	Hatchback Engine DHY(XUD9TE/Y)	210193	Drive Shaft	29T	25	24	55.7	79	867							
	1992.07- 1997.06		L	F	Hatchback Engine DHY(XUD9TE/Y)	210225	Drive Shaft	29T	25	24	55	79.5	585							
	1992.07- 1997.06	MT		F	Hatchback Engine DHY(XUD9TE/Y)	810003	Outer Joint	29T	25	23	54.8	78.5	56	I						
	1992.07- 1997.06	MT		F	Hatchback Engine DHY(XUD9TE/Y)	810002	Outer Joint		25	23	54.8	78.5	56	I						
	1993.10- 1997.10	MT	R	F	Estate Engine DHY(XUD9TE/Y)	210193	Drive Shaft	29T	25	24	55.7	79	867							
	1993.10- 1997.10		L	F	Estate Engine DHY(XUD9TE/Y)	210225	Drive Shaft	29T	25	24	55	79.5	585							
	1993.10- 1997.10	MT		F	Estate Engine DHY(XUD9TE/Y)	810003	Outer Joint	29T	25	23	54.8	78.5	56	I						
	1993.10- 1997.10	MT		F	Estate Engine DHY(XUD9TE/Y)	810002	Outer Joint		25	23	54.8	78.5	56	I						
2.0 i (89 kW)	1992.07- 1997.06	MT	R	F	Hatchback Engine RFX(XU10J2C)	210193	Drive Shaft	29T	25	24	55.7	79	867							
2.0 i 16V (110 kW)	1994.06- 1997.06	MT	L	F	Hatchback Engine RFT(XU10J4/Z)	210022	Drive Shaft	48T	25	24	54.8	78.5	573							
	1994.06- 1997.06		L	F	Hatchback Engine RFT(XU10J4/Z)	210225	Drive Shaft	29T	25	24	55	79.5	585							
	1994.06- 1997.06	MT		F	Hatchback Engine RFT(XU10J4/Z)	810044	Outer Joint		25	23	54.8	78.5	56	I						
	1994.06- 1997.06	MT		F	Hatchback Engine RFT(XU10J4/Z)	810003	Outer Joint	29T	25	23	54.8	78.5	56	I						
2.0 i 16V (112 kW)	1992.07- 1994.10	MT	L	F	Hatchback Engine RFT(XU10J4/Z)/RFY(XU10J4/Z)	210022	Drive Shaft	48T	25	24	54.8	78.5	573							
	1992.07- 1994.10		L	F	Hatchback Engine RFT(XU10J4/Z)/RFY(XU10J4/Z)	210225	Drive Shaft	29T	25	24	55	79.5	585							
	1992.07- 1994.10	MT		F	Hatchback Engine RFT(XU10J4/Z)/RFY(XU10J4/Z)	810044	Outer Joint		25	23	54.8	78.5	56	I						
	1992.07- 1994.10	MT		F	Hatchback Engine RFT(XU10J4/Z)/RFY(XU10J4/Z)	810003	Outer Joint	29T	25	23	54.8	78.5	56	I						
2.0 i 16V (120 kW)	1996.05- 1997.06		L	F	Hatchback Engine RFS(XU10J4RS)	210225	Drive Shaft	29T	25	24	55	79.5	585							
	1996.05- 1997.06	MT		F	Hatchback Engine RFS(XU10J4RS)	810003	Outer Joint	29T	25	23	54.8	78.5	56	I						
	1996.05- 1997.06	MT		F	Hatchback Engine RFS(XU10J4RS)	810002	Outer Joint		25	23	54.8	78.5	56	I						
CITROEN LCV BERLINGO VAN																				
1.8 D/1.9 D	1996.10-	MT/AT	L			210050	Drive Shaft		25	24	55.7	79	583							
CITROEN UTILIT AIRES BERLINGO																				
1.8 Essence/Diesel			L			210080	Drive Shaft	29W	25	24	55.7	79	597							
1.8 Essence/Diesel 1.9 Diesel			R		Engine XU BE3	210078	Drive Shaft	29W	25	24	55.7	79	872							
					Engine XU BE3	810049	Outer Joint		25	34	55.7	79	55	I						
1.9 D			L		Moterur Xu	210080	Drive Shaft	29W	25	24	55.7	79	597							
2.0 HDi	1999.01-		R			210078	Drive Shaft	29W	25	24	55.7	79	872							
DACIA 1300																				
1.3 (40 kW)	1972.12- 1983.05	MT	L/R	F	Estate Engine 810-02/-99	211004	Drive Shaft		20	23	48	107	650							
	1972.12- 1983.05	MT	L/R	F	Saloon Engine 810-02/-99	211004	Drive Shaft		20	23	48	107	650							
1300 / 1310																				
1.3 (40 kW)	1972.12- 1983.05	MT				850081	Outer Joint		20	30	48	107	57.5	O						
1310																				
1.3 (40 kW)	1983.05- 2004.07	MT	L/R	F	Estate Engine 810-02/-99	211001	Drive Shaft		20	23	48	107	645							
	1983.05- 2004.07	MT	L/R	F	Estate Engine 810-02/-99	211004	Drive Shaft		20	23	48	107	650							
1310 (U, X)																				
1.3 (40 kW)	1983.05- 2004.07	MT	L/R	F	Saloon Engine 810-02/-99	211001	Drive Shaft		20	23	48	107	645							
	1983.05- 2004.07	MT	L/R	F	Saloon Engine 810-02/-99	211004	Drive Shaft		20	23	48	107	650							
DUSTER																				
1.5 DCi 2WD	2010-		L	F		250415	Drive Shaft		25	26	52.6	89	704							
	2010-		R	F		250416	Drive Shaft		25	26	52.6	89	950							
LOGAN (LS_)																				
1.4 (55 kW)	2004.09-	MT	L	F	Saloon Engine K7J710	245084	Drive Shaft		21	29.95	49	84	681							
	2004.09-	MT	R	F	Saloon Engine K7J710	245085	Drive Shaft		21	23	49	84	763							
1.5 DCi (48 kW)	2005.09-	MT	L	F	Saloon Engine K9K790	211012	Drive Shaft		23	29.95	49	83.5	681							
	2005.09-	MT	R	F	Saloon Engine K9K790	211014	Drive Shaft		23	23	49	83.5	755							
1.5 DCi (50 kW)	2006.01-		R	F	Saloon Engine K9K792	250354	Drive Shaft		23	26	49	86	897							
	2006.01-		L	F	Saloon Engine K9K792	250353	Drive Shaft		23	26	49	86	649							
	2006.01-	MT	L	F	Saloon Engine K9K792	211012	Drive Shaft		23	29.95	49	83.5	681							
	2006.01-	MT	R	F	Saloon Engine K9K792	211014	Drive Shaft		23	23	49	83.5	755							
	2006.01-			F	Saloon Engine K9K792	899085	Outer Joint		23	30	49	86	59	I						





	 YEAR	TRANSM	L/R	F/R	REMARKS	GSP Ref.	 PRODUCT	 ABS	Technical Specifications							
									A	B	C	H	L	P		
DACIA																
LOGAN (LS_)																
1.5 DCi (63 kW)	2007.09-		R	F	Saloon Engine K9K796	250354	Drive Shaft		23	26	49	86	897			
	2007.09-		L	F	Saloon Engine K9K796	250353	Drive Shaft		23	26	49	86	649			
1.6 (64 kW)	2004.09-	MT	L	F	Saloon Engine K7M710	245084	Drive Shaft		21	29.95	49	84	681			
	2004.09-	MT	R	F	Saloon Engine K7M710	245085	Drive Shaft		21	23	49	84	763			
1.6 16V (77 kW)	2006.02-		R	F	Saloon Engine K4M690/K4M696	250354	Drive Shaft		23	26	49	86	897			
	2006.02-		L	F	Saloon Engine K4M690/K4M696	250353	Drive Shaft		23	26	49	86	649			
	2006.02-			F	Saloon Engine K4M690/K4M696	899085	Outer Joint		23	30	49	86	59	I		
LOGAN (US_)																
1.5 DCi (50 kW)	2008.03-			F	Pickup Engine K9K792	899085	Outer Joint		23	30	49	86	59	I		
1.6 (64 kW)	2008.03-			F	Pickup Engine K7M710	899085	Outer Joint		23	30	49	86	59	I		
LOGAN EXPRESS (FS_)																
1.5 DCi (50 kW)	2009.03-			F	Box Engine K9K792	899085	Outer Joint		23	30	49	86	59	I		
1.6 (64 kW)	2009.03-			F	Box Engine K7M710	899085	Outer Joint		23	30	49	86	59	I		
LOGAN MCV (KS_)																
1.4 (55 kW)	2007.02-		R	F	Estate Engine K7J710	250354	Drive Shaft		23	26	49	86	897			
	2007.02-		L	F	Estate Engine K7J710	250353	Drive Shaft		23	26	49	86	649			
	2007.02-	MT	L	F	Estate Engine K7J710	245084	Drive Shaft		21	29.95	49	84	681			
	2007.02-	MT	R	F	Estate Engine K7J710	245085	Drive Shaft		21	23	49	84	763			
1.5 DCi (50 kW)	2007.02-		R	F	Estate Engine K9K792	250354	Drive Shaft		23	26	49	86	897			
	2007.02-		L	F	Estate Engine K9K792	250353	Drive Shaft		23	26	49	86	649			
	2007.02-	MT	L	F	Estate Engine K9K792	211012	Drive Shaft		23	29.95	49	83.5	681			
	2007.02-	MT	R	F	Estate Engine K9K792	211014	Drive Shaft		23	23	49	83.5	755			I
	2007.02-			F	Estate Engine K9K792	899085	Outer Joint		23	30	49	86	59	I		
1.5 DCi (63 kW)	2007.09-		R	F	Estate Engine K9K796	250354	Drive Shaft		23	26	49	86	897			
	2007.09-		L	F	Estate Engine K9K796	250353	Drive Shaft		23	26	49	86	649			
1.6 (64 kW)	2007.02-		R	F	Estate Engine K7M710	250354	Drive Shaft		23	26	49	86	897			
	2007.02-		L	F	Estate Engine K7M710	250353	Drive Shaft		23	26	49	86	649			
	2007.02-	MT	L	F	Estate Engine K7M710	245084	Drive Shaft		21	29.95	49	84	681			
	2007.02-	MT	R	F	Estate Engine K7M710	245085	Drive Shaft		21	23	49	84	763			
1.6 16V (77 kW)	2007.02-		R	F	Estate Engine K4M690/K4M696	250354	Drive Shaft		23	26	49	86	897			
	2007.02-		L	F	Estate Engine K4M690/K4M696	250353	Drive Shaft		23	26	49	86	649			
	2007.02-			F	Estate Engine K4M690/K4M696	899085	Outer Joint		23	30	49	86	59	I		
SANDERO																
1.2 16V (55 kW)	2008.11-		L	F	Hatchback Engine D4F732	245084	Drive Shaft		21	29.95	49	84	681			
	2008.11-		R	F	Hatchback Engine D4F732	245085	Drive Shaft		21	23	49	84	763			
1.4 (55 kW)	2008.06-		L	F	Hatchback Engine K7J710	245084	Drive Shaft		21	29.95	49	84	681			
	2008.06-		R	F	Hatchback Engine K7J710	245085	Drive Shaft		21	23	49	84	763			
1.6 (64 kW)	2008.06-		L	F	Hatchback Engine K7M710	245084	Drive Shaft		21	29.95	49	84	681			
	2008.06-		R	F	Hatchback Engine K7M710	245085	Drive Shaft		21	23	49	84	763			
SUPER NOVA																
1.4 (55 kW)	1996.01-	MT	L			211002	Drive Shaft		20	29.95	54	86	613			
	1996.01-	MT	R			211003	Drive Shaft		20	23	54	86	734			
DAEWOO																
-																
1.5	1994- 1995.10	AT	L			212023	Drive Shaft		22	34	52	95.5	510			
	1994- 1995.10	AT	R			212024	Drive Shaft		22	34	52	95.5	628			
1.5 i	1994.01- 1995.12	MT	L			212003	Drive Shaft		22	34	52	95	573			
	1994.01- 1995.12	MT	R			212004	Drive Shaft		22	34	52	95	906			
CIELO																
-			L			212007	Drive Shaft		22	34	52	95	576			
			R			212008	Drive Shaft		22	34	52	95	909			
	1995- 1997	AT				612005	Inner Joint		34	24	36.7	39	90			
	1995- 1997	AT	R			212016	Drive Shaft		33	34	52	95.5	505			
1.5	1995.01- 1998.04	MT	L		GL SOHC	212003	Drive Shaft		22	34	52	95	573			
	1995.01- 1998.04	MT	R			212004	Drive Shaft		22	34	52	95	906			
	1995.01- 1998.04	AT	L		GL 4 Speed	212017	Drive Shaft		22	34	52	95.5	473			
	1995.01- 1998.04	AT	R			212018	Drive Shaft		22	34	52	95.5	490			
	1995.01- 1998.04	AT				812013	Outer Joint		22	22	52	96	56	I		
	1995.01- 1998.04	AT			GL 4 Speed	612002	Inner Joint		34	29	34.6	47	80			
	1995.10- 1998.04	AT	L			212023	Drive Shaft		22	34	52	95.5	510			
	1995.10- 1998.04	AT	R			212024	Drive Shaft		22	34	52	95.5	628			





	 YEAR	TRANSM	L/R	F/R	REMARKS	GSP Ref.	 PRODUCT	 ABS	Technical Specifications							
									A	B	C	H	L	P		
DAEWOO CIELO																
1.5 (55 kW)	1995.04- 1997.07			F	Saloon Engine Y15L	699025	Inner Joint		34	22	35	80	58			
1.5 (66 kW)	1994.06- 1998.07			F	Saloon Engine V15L	812030	Outer Joint		22	22	52	96	54	I		
	1994.06- 1998.07			F	Saloon Engine V15L	699025	Inner Joint		34	22	35	80	58			
1.5 GLX DOHC 4 SPD	1995.01- 1997.12	AT		F		812014	Outer Joint		33	22	52	96	56	I		
CIELO RACER (ETI)																
1.5	1992.01-	MT/AT			Engine GTI	812004	Outer Joint		22	29	52	95.5	57	O		
CIELO RACER (GL)																
1.6	1992.01-	MT/AT			Engine GLE	812004	Outer Joint		22	29	52	95.5	57	O		
CIELO RACER (GS)																
1.5	1992.01-	MT/AT			Engine VAN	812004	Outer Joint		22	29	52	95.5	57	O		
ESPERO																
-						612003	Inner Joint		34	29	35	56.5	119			
2.0	1995.01-	MT/AT				812018	Outer Joint		33	29	52	95.5	62.5	O		
	1995.04- 1997	MT/AT				608002	Inner Joint		34	29	35	56	125			
	1995.04- 1997	MT/AT	L			212005	Drive Shaft		33	34	52	109	595			
	1995.04- 1997	MT/AT	R			212006	Drive Shaft		33	34	52	109	930			
ESPERO (KLEJ)																
1.5 16V (65 kW)	1993.10- 1994.09			F	Saloon Engine A15MF	812001	Outer Joint		33	29	52	95.5	63	O		
	1993.10- 1994.09			F	Saloon Engine A15MF	812009	Outer Joint		33	29	52	109	63	O		
1.5 16V (66 kW)	1995.02- 1999.06			F	Saloon Engine A15MF	812008	Outer Joint	47T	33	29	52	108.5	63	O		
	1995.02- 1999.06			F	Saloon Engine A15MF	812001	Outer Joint		33	29	52	95.5	63	O		
	1995.02- 1999.06			F	Saloon Engine A15MF	812009	Outer Joint		33	29	52	109	63	O		
1.8 (66 kW)	1995.02- 1999.09	MT		F	Saloon Engine C18LE	812008	Outer Joint	47T	33	29	52	108.5	63	O		
	1995.02- 1999.09	MT		F	Saloon Engine C18LE	812001	Outer Joint		33	29	52	95.5	63	O		
	1995.02- 1999.09			F	Saloon Engine C18LE	812019	Outer Joint		22	29	52	95	62.5	O		
1.8 (70 kW)	1995.02- 1999.06	MT		F	Saloon Engine C18LE	812008	Outer Joint	47T	33	29	52	108.5	63	O		
	1995.02- 1999.06	MT		F	Saloon Engine C18LE	812001	Outer Joint		33	29	52	95.5	63	O		
	1995.02- 1999.06			F	Saloon Engine C18LE	812019	Outer Joint		22	29	52	95	62.5	O		
2.0 (77 kW)	1995.02- 1999.06	MT		F	Saloon Engine C20LE	812008	Outer Joint	47T	33	29	52	108.5	63	O		
	1995.02- 1999.06	AT		F	Saloon Engine C20LE	812001	Outer Joint		33	29	52	95.5	63	O		
2.0 (81 kW)	1993.10- 1994.09			F	Saloon Engine C20LE	812001	Outer Joint		33	29	52	95.5	63	O		
EVANDA (KLAL)																
2.0 (96 kW)	2002.08-			F	Saloon Engine L88/X20SED	814030	Outer Joint		28	32	55.5	99	61	O		
	2002.08-			F	Saloon Engine L88/X20SED	812009	Outer Joint		33	29	52	109	63	O		
KALOS																
1.4	2003-		L			208012	Drive Shaft	48T	22	22	52	95.5	602			
	2003-		R			208013	Drive Shaft	48T	22	22	52	95.5	930			
KALOS (KLAS)																
1.2 (53 kW)	2003.04-			F	Hatchback Engine B12S1/F12S3	808034	Outer Joint	47T	22	19	52	95.5	53	O		
1.4 (61 kW)	2002.09-			F	Hatchback Engine F14S3	808021	Outer Joint	47T	22	22	52	96.5	53.5	O		
	2002.09-	5MT	L	F	Hatchback Engine F14S3	208012	Drive Shaft	48T	22	22	52	95.5	602			
	2002.09-	5MT	R	F	Hatchback Engine F14S3	208013	Drive Shaft	48T	22	22	52	95.5	930			
1.4 16V (69 kW)	2003.04-			F	Hatchback Engine F14D3	808021	Outer Joint	47T	22	22	52	96.5	53.5	O		
	2003.04-		L	F	Hatchback Engine F14D3	208012	Drive Shaft	48T	22	22	52	95.5	602			
	2003.04-		R	F	Hatchback Engine F14D3	208013	Drive Shaft	48T	22	22	52	95.5	930			
LANOS																
-		AT	R			212016	Drive Shaft		33	34	52	95.5	505			
	1997-					812022	Outer Joint	47T	33	22	52	96	56	I		
1.5	1997.01-	MT			Engine H/B	812018	Outer Joint		33	29	52	95.5	62.5	O		
	1997.01-	MT			Engine H/B	812004	Outer Joint		22	29	52	95.5	57	O		
	1997.01- 2000.07	MT	L		SOHC	212003	Drive Shaft		22	34	52	95	573			
	1997.01- 2000.07	MT	R		SOHC	212004	Drive Shaft		22	34	52	95	906			
	1997.01- 2000.07	AT	L			212017	Drive Shaft		22	34	52	95.5	473			
	1997.01- 2000.07	AT	R			212018	Drive Shaft		22	34	52	95.5	490			
	1997.01- 2000.07	AT				812013	Outer Joint		22	22	52	96	56	I		
	1997.01- 2000.07	AT				612002	Inner Joint		34	29	34.6	47	80			
	2000-		L			212007	Drive Shaft		22	34	52	95	576			
	2000-		R			212008	Drive Shaft		22	34	52	95	909			
1.6	1997.01- 2000.07	AT		F		812014	Outer Joint		33	22	52	96	56	I		





	 YEAR	TRANSM	L/R	F/R	REMARKS	GSP Ref.	 PRODUCT	 ABS	Technical Specifications							
									A	B	C	H	L	P		
DAEWOO LANOS (KLAT)																
1.4 (55 kW)	1997.05-	5MT		F	Hatchback Engine A14SMS	699025	Inner Joint		34	22	35	80	58			
	1997.05-	5MT		F	Saloon Engine A14SMS	699025	Inner Joint		34	22	35	80	58			
	1997.05-	5MT		F	Hatchback Engine A14SMS	808002	Outer Joint	47T	22	29	52	95.5	63	O		
	1997.05-	5MT		F	Saloon Engine A14SMS	808002	Outer Joint	47T	22	29	52	95.5	63	O		
	1997.05-	5MT		F	Hatchback Engine A14SMS	812020	Outer Joint		22	29	52	95.5	63	O		
1.5 (63 kW)	1997.05-			F	Hatchback Engine A15SMS	699025	Inner Joint		34	22	35	80	58			
	1997.05-			F	Saloon Engine A15SMS	699025	Inner Joint		34	22	35	80	58			
	1997.05-			F	Hatchback Engine A15SMS	808002	Outer Joint	47T	22	29	52	95.5	63	O		
	1997.05-			F	Saloon Engine A15SMS	808002	Outer Joint	47T	22	29	52	95.5	63	O		
	1997.05-			F	Hatchback Engine A15SMS	812020	Outer Joint		22	29	52	95.5	63	O		
	1997.05-			F	Saloon Engine A15SMS	812020	Outer Joint		22	29	52	95.5	63	O		
	1997.05-			F	Hatchback Engine A15SMS	812005	Outer Joint	47T	22	22	52	96	56	I		
1.6 16V (78 kW)	1997.05-			F	Saloon Engine A15SMS	812005	Outer Joint	47T	22	22	52	96	56	I		
	1997.05-			F	Hatchback Engine A16DMS	699025	Inner Joint		34	22	35	80	58			
	1997.05-			F	Saloon Engine A16DMS	699025	Inner Joint		34	22	35	80	58			
	1997.05-			F	Hatchback Engine A16DMS	812027	Outer Joint	47T	33	29	52	95.5	63	O		
	1997.05-			F	Saloon Engine A16DMS	812027	Outer Joint	47T	33	29	52	95.5	63	O		
	1997.05-			F	Hatchback Engine A16DMS	812001	Outer Joint		33	29	52	95.5	63	O		
	1997.05-			F	Saloon Engine A16DMS	812001	Outer Joint		33	29	52	95.5	63	O		
LEGANZA	1997- 2001					612006	Inner Joint		24	29	40	95.5	146			
	1998.02-					812024	Outer Joint	47T	33	23	52	96	64	I		
	2.2	1991.01- 2001.12	AT			812016	Outer Joint		33	23	52	96	64	I		
		1999- 2001	AT	R		208019	Drive Shaft	47T	33	34	52	95.5	971			
	LEGANZA (KLAV)															
	2.0 16V (93 kW)	2000.03- 2002.11			F	Saloon Engine T20SED	812009	Outer Joint		33	29	52	109	63	O	
2.0 16V (98 kW)	1997.06- 2002.12			F	Saloon Engine X20SED	812009	Outer Joint		33	29	52	109	63	O		
2.2 16V (100 kW)	1999.04- 2002.12			F	Saloon Engine T22SED	812009	Outer Joint		33	29	52	109	63	O		
MATIZ (KLYA)																
0.8 (38 kW)	1998-					612001	Inner Joint		22	19	35	54.5	79			
	1998.09-	MT	L	F	Hatchback Engine F8CV	212011	Drive Shaft		23	22	46	92	616			
	1998.09-	MT	R	F	Hatchback Engine F8CV	208059	Drive Shaft		23	22	46	92	785			
	1998.09-	MT	L	F	Hatchback Engine F8CV	212025	Drive Shaft	40T	23	22	46	92	616			
	1998.09-			R	F	Hatchback Engine F8CV	212044	Drive Shaft	40T	23	22	46	92	786		
	1998.09-	MT		F	Hatchback Engine F8CV	812021	Outer Joint	40T	23	19	46	92	56.5	O		
	1998.09-	MT		F	Hatchback Engine F8CV	812028	Outer Joint		23	19	46	92	56.5	O		
1.0 (47 kW)	2003.01-	MT		F	Hatchback Engine B10S	812031	Outer Joint		23	19	44	89.5	54.5	O		
NEXIA																
1.5	1996.01-	AT			Engine - GLE/GL	812004	Outer Joint		22	29	52	95.5	57	O		
NEXIA (KLETN)																
1.5 (44 kW)	1996.08- 1997.08	MT		F	Hatchback Engine G15MF	812019	Outer Joint		22	29	52	95	62.5	O		
	1996.08- 1997.08	MT		F	Saloon Engine G15MF	812019	Outer Joint		22	29	52	95	62.5	O		
1.5 (52 kW)	1995.02- 1997.08	MT		F	Hatchback Engine G15MF	812019	Outer Joint		22	29	52	95	62.5	O		
	1995.02- 1997.08	MT		F	Saloon Engine G15MF	812019	Outer Joint		22	29	52	95	62.5	O		
1.5 (55 kW)	1995.02- 1997.08			F	Hatchback Engine G15MF	699025	Inner Joint		34	22	35	80	58			
	1995.02- 1997.08			F	Saloon Engine G15MF	699025	Inner Joint		34	22	35	80	58			
	1995.02- 1997.08	MT		F	Hatchback Engine G15MF	812019	Outer Joint		22	29	52	95	62.5	O		
	1995.02- 1997.08	MT		F	Saloon Engine G15MF	812019	Outer Joint		22	29	52	95	62.5	O		
1.5 16V (66 kW)	1995.02- 1997.08	MT		F	Hatchback Engine A15MF	812019	Outer Joint		22	29	52	95	62.5	O		
	1995.02- 1997.08	MT		F	Saloon Engine A15MF	812019	Outer Joint		22	29	52	95	62.5	O		
NUBIRA																
-						899057	Outer Joint		33	22	52	109	56	I		
						812022	Outer Joint	47T	33	22	52	96	56	I		
	1998- 2002	AT				612005	Inner Joint		34	24	36.7	39	90			
	1998- 1999	AT	L/R			212013	Drive Shaft		33	34	52	95.5	519			
	2000- 2002	AT	L/R			212013	Drive Shaft		33	34	52	95.5	519			
2.0	1998.01- 2002.12	AT				812015	Outer Joint		33	32	52	95.5	66	O		
	1998.01- 2002.12	MT				812015	Outer Joint		33	32	52	95.5	66	O		





	 YEAR	TRANSM	L/R	F/R	REMARKS	GSP Ref.	 PRODUCT	 ABS	Technical Specifications						
									A	B	C	H	L	P	
DAEWOO															
NUBIRA (KLAJ)															
1.6 16V (76 kW)	1999.07- 2002.11			F	Saloon Engine A16DMS	812001	Outer Joint		33	29	52	95.5	63	O	
	1999.07- 2002.11			F	Saloon Engine A16DMS	812009	Outer Joint		33	29	52	109	63	O	
1.6 16V (78 kW)	1997.05-			F	Hatchback Engine A16DMS	812027	Outer Joint	47T	33	29	52	95.5	63	O	
	1997.05-			F	Saloon Engine A16DMS	812027	Outer Joint	47T	33	29	52	95.5	63	O	
	1997.05-			F	Hatchback Engine A16DMS	812001	Outer Joint		33	29	52	95.5	63	O	
	1997.05-			F	Saloon Engine A16DMS	812001	Outer Joint		33	29	52	95.5	63	O	
	1997.05-			F	Hatchback Engine A16DMS	812009	Outer Joint		33	29	52	109	63	O	
2.0 16V (93 kW)	2000.12-			F	Saloon Engine T20SED	812009	Outer Joint		33	29	52	109	63	O	
2.0 16V (98 kW)	1997.05-			F	Hatchback Engine X20SED	812027	Outer Joint	47T	33	29	52	95.5	63	O	
	1997.05-			F	Saloon Engine X20SED	812027	Outer Joint	47T	33	29	52	95.5	63	O	
	1997.05-			F	Hatchback Engine X20SED	812001	Outer Joint		33	29	52	95.5	63	O	
	1997.05-			F	Saloon Engine X20SED	812001	Outer Joint		33	29	52	95.5	63	O	
NUBIRA (KLAN)															
1.8 (90 kW)	2003.07-			F	Saloon Engine T18SED	808019	Outer Joint	47T	33	22	52	95.5	53	O	
NUBIRA OPTRA LACETTI															
2.0	2000.01-	MT/AT				812018	Outer Joint		33	29	52	95.5	62.5	O	
NUBIRA WAGON (KLAJ)															
1.6 16V (66 kW)	1997.06-			F	Estate	812009	Outer Joint		33	29	52	109	63	O	
1.6 16V (76 kW)	1999.07- 2002.11			F	Estate Engine A16DMS	812009	Outer Joint		33	29	52	109	63	O	
1.6 16V (78 kW)	1997.05-			F	Estate Engine A16DMS	812027	Outer Joint	47T	33	29	52	95.5	63	O	
	1997.05-			F	Estate Engine A16DMS	812001	Outer Joint		33	29	52	95.5	63	O	
	1997.05-			F	Estate Engine A16DMS	812009	Outer Joint		33	29	52	109	63	O	
2.0 16V (93 kW)	2000.12-			F	Estate Engine T20SED	812009	Outer Joint		33	29	52	109	63	O	
2.0 16V (98 kW)	1997.05-			F	Estate Engine X20SED	812027	Outer Joint	47T	33	29	52	95.5	63	O	
	1997.05-			F	Estate Engine X20SED	812001	Outer Joint		33	29	52	95.5	63	O	
NUBIRA WAGON (KLAN)															
1.8 (90 kW)	2003.07-			F	Estate Engine T18SED	808019	Outer Joint	47T	33	22	52	95.5	53	O	
RACER															
-			L			212003	Drive Shaft		22	34	52	95	573		
			R			212004	Drive Shaft		22	34	52	95	906		
						644006	Inner Joint		34	22	35	80	58		
RACER / CIELO															
-						844029	Outer Joint		22	30	52	95.5	57.5	O	
						699028	Inner Joint		34	22	35	79.5	58	O	
TACUMA (KLAU)															
1.8 (67 kW)	2000.09-			F	MPV Engine F18D2	812009	Outer Joint		33	29	52	109	63	O	
1.8 (72 kW)	2000.09-	MT		F	MPV Engine A18DMS	812027	Outer Joint	47T	33	29	52	95.5	63	O	
1.8 (74 kW)	2000.09-	MT		F	F18S2 Engine F18S2	812027	Outer Joint	47T	33	29	52	95.5	63	O	
2.0 (89 kW)	2001.09-	MT		F	MPV Engine X20SED	812023	Outer Joint	47T	33	32	52	95.5	66	O	
2.0 (94 kW)	2000.09-	MT		F	MPV Engine T20SED	812023	Outer Joint	47T	33	32	52	95.5	66	O	
TICO															
0.8	1993-		L			212009	Drive Shaft		23	22	44	92	564		
	1993-		R			212010	Drive Shaft		23	22	44	92	748		
	1993-					612001	Inner Joint		22	19	35	54.5	79		
TICO (KLY3)															
0.8 (35 kW)	1995.02- 2000.12			F	Hatchback Engine F8C	812006	Outer Joint		23	19	44	92	56.5	O	
	1995.02- 2000.12			F	Hatchback Engine F8C	812031	Outer Joint		23	19	44	89.5	54.5	O	
0.8 (38 kW)	1996.01- 2000.12			F	Hatchback Engine F8CV	812031	Outer Joint		23	19	44	89.5	54.5	O	
WINSTORM															
-	2007-					821047	Outer Joint		30	22		105.5	53.5	O	
DAIHATSU															
-															
1.0						614009	Inner Joint		23	26	45	52	88.5		
7100															
-						614001	Inner Joint		23	19	45	52	82		





	 YEAR	TRANSM	L/R	F/R	REMARKS	GSP Ref.	 PRODUCT	 ABS	Technical Specifications									
									A	B	C	H	L	P				
DAIHATSU APPLAUSE																		
-	1989.10- 1997.09	AT	R			214015	Drive Shaft		24	23	54	92	883.5					
	1989.10- 1997.09	AT				614006	Inner Joint		23	22	34	60.2	89.8					
	1989.10- 1997.09	AT	L			214016	Drive Shaft		24	23	54	92	636.5					
	1989.10- 1997.09	MT				614007	Inner Joint		25	22	45	52	102					
APPLAUSE (A101, A111)																		
1.6 16V (66 kW)	1989.06- 1997.07		R	F	Saloon Engine HD	214020	Drive Shaft		24	25	54	92	902					
	1989.06- 1997.07		L	F	Saloon Engine HD	214019	Drive Shaft		24	25	54	92	620					
	1989.06- 1997.07	MT/AT		F	Saloon Engine HD	814006	Outer Joint		24	22	54	92	53	M				
1.6 16V (77 kW)	1989.06- 1997.07		R	F	Saloon Engine HD-E	214020	Drive Shaft		24	25	54	92	902					
	1989.06- 1997.07		L	F	Saloon Engine HD-E	214019	Drive Shaft		24	25	54	92	620					
	1989.06- 1997.07	MT/AT		F	Saloon Engine HD-E	814006	Outer Joint		24	22	54	92	53	M				
1.6 16V 4WD (77 kW)	1989.06- 1997.07		R	F	All-wheel Drive Saloon Engine HD-E	214020	Drive Shaft		24	25	54	92	902					
	1989.06- 1997.07		L	F	All-wheel Drive Saloon Engine HD-E	214019	Drive Shaft		24	25	54	92	620					
	1989.06- 1997.07	MT/AT			All-wheel Drive Saloon Engine HD-E	814006	Outer Joint		24	22	54	92	53	M				
APPLAUSE A101																		
1.6	1989-	MT				614011	Inner Joint		25	22	45	52	102					
BE-GO (J210G)																		
1.5 4WD	2006.01-	4AT/I			Engine 3SZ-VE	899290	Outer Joint		24	22	52	89.8	81	M				
	2006.01-	5MT/F			Engine 3SZ-VE	899290	Outer Joint		24	22	52	89.8	81	M				
BOON (M300S)																		
1.0	2004.05-	4AT/C			Engine 1KR-FE	859268	Outer Joint		24	26	47	85.5	47.5	I				
BOON (M301S)																		
1.3	2004.05-	4AT/C			Engine K3-VE	859266	Outer Joint		24	29	47	85.5	51	I				
BOON (M310S)																		
1.0 4WD	2004.05-	4AT/C			Engine 1KR-FE	859268	Outer Joint		24	26	47	85.5	47.5	I				
CHARADE																		
-						614001	Inner Joint		23	19	45	52	82					
	1993- 1996	AT				614010	Inner Joint		22	19	35	57.5	88					
L 251	2003.01- 2004.12	MT/AT				814028	Outer Joint		24	19	47	84.5	47.5	I				
CHARADE (G10)																		
1.0 (37 kW)	1977.10- 1981.02			F	Hatchback Engine CB20	814007	Outer Joint		24	19	40	114	49	M				
1.0 (38 kW)	1981.02- 1983.02			F	Hatchback Engine CB20/CB22	814007	Outer Joint		24	19	40	114	49	M				
CHARADE (G100)																		
-	1989.01- 1993.06		R			214014	Drive Shaft		24	23	54	92	834					
	1989.01- 1993.06		L			214013	Drive Shaft		24	23	54	92	638					
	1989.01- 1993.06	AT	R			214012	Drive Shaft		24	23	54	92	866					
CHARADE (G102)																		
-	1988.10- 1993.07	MT	L			214009	Drive Shaft		24	23	54	92	602					
	1988.10- 1993.07	MT	R			214010	Drive Shaft		24	23	54	92	882					
	1988.10- 1993.07	AT	L			214007	Drive Shaft		24	23	54	92	570					
	1988.10- 1993.07	AT	R			214008	Drive Shaft		24	23	54	92	912					
	1989.01- 1993.06	MT	L			214031	Drive Shaft		24	25	54	92	601					
	1989.01- 1993.06	MT	R			214032	Drive Shaft		24	25	54	92	881					
CHARADE (G102S)																		
1.3	1988.01- 1989.01	MT&AT			Engine HC/HC-E	814016	Outer Joint		24	21	46	86.5	54.5	M				
CHARADE (G200)																		
-	1993.01- 1996.04					814019	Outer Joint		24	20	52	92	47.5	M				
	1993.01- 1996.04	AT	L			214017	Drive Shaft		24	22	54	92	588					
	1993.01- 1996.04	AT	R			214018	Drive Shaft		24	22	54	92	897					
1.3	1993.06- 1996.04	MT	L			214009	Drive Shaft		24	23	54	92	602					
	1993.06- 1996.04	MT	R			214010	Drive Shaft		24	23	54	92	882					
CHARADE (G202)																		
1.0	1993.06- 1996.04		R			214014	Drive Shaft		24	23	54	92	834					
	1993.06- 1996.04		L			214013	Drive Shaft		24	23	54	92	638					
CHARADE (G203)																		
-	1996.05- 1998.04	MT	L			214031	Drive Shaft		24	25	54	92	601					
	1996.05- 1998.04	MT	R			214032	Drive Shaft		24	25	54	92	881					
CHARADE (G203S)																		
1.5	1996.08- 2000.05	4AT			Engine HE-EG	814072	Outer Joint	48T	24	22	52	92	53	M				
	1996.08- 2000.05	5MT			Engine HE-EG	814072	Outer Joint	48T	24	22	52	92	53	M				





	 YEAR	TRANSM	L/R	F/R	REMARKS	GSP Ref.	 PRODUCT	 ABS	Technical Specifications						
									A	B	C	H	L	P	
DAIHATSU CHARADE II (G11, G30)															
1.0 (38 kW)	1983.10- 1987.03	MT/AT		F	Hatchback Engine CB22/CB20	814003	Outer Joint		24	19	40	116.5	50	M	
1.0 D (27 kW)	1983.10- 1987.03	MT/AT		F	Hatchback Engine CL10	814003	Outer Joint		24	19	40	116.5	50	M	
1.0 TD (34 kW)	1985.02- 1987.03	MT/AT		F	Hatchback Engine CL60	814003	Outer Joint		24	19	40	116.5	50	M	
1.0 Turbo (50 kW)	1983.10- 1987.03	MT/AT		F	Hatchback Engine CB60	814003	Outer Joint		24	19	40	116.5	50	M	
CHARADE III (G100, G101, G102)															
1.0 (38 kW)	1987.03- 1992.12	MT/AT		F	Hatchback Engine CB23	814012	Outer Joint		24	19	46	86.5	53.5	M	
	1987.03- 1992.12	MT/AT		F	Hatchback Engine CB23	814005	Outer Joint		24	19	54	92	47.5	M	
1.0 (40 kW)	1990.11- 1992.12	MT/AT		F	Hatchback Engine CB90	814005	Outer Joint		24	19	54	92	47.5	M	
1.0 (41 kW)	1989.04- 1992.12	MT/AT		F	Hatchback Engine CB90	814005	Outer Joint		24	19	54	92	47.5	M	
1.0 D (27 kW)	1987.03- 1992.12	MT/AT		F	Hatchback Engine CL11	814012	Outer Joint		24	19	46	86.5	53.5	M	
1.0 TD (35 kW)	1987.03- 1992.12	MT/AT		F	Hatchback Engine CL/CL61	814012	Outer Joint		24	19	46	86.5	53.5	M	
	1987.03- 1992.12	MT/AT		F	Hatchback Engine CL/CL61	814005	Outer Joint		24	19	54	92	47.5	M	
1.0 Turbo (50 kW)	1987.03- 1990.10	MT/AT		F	Hatchback Engine CB61	814012	Outer Joint		24	19	46	86.5	53.5	M	
1.3 i (66 kW)	1988.06- 1992.12			F	Hatchback Engine HCE	814034	Outer Joint		24	21	46	86	53	M	
	1988.06- 1992.12	MT/AT		F	Hatchback Engine HCE	814012	Outer Joint		24	19	46	86.5	53.5	M	
	1988.06- 1992.12	MT/AT		F	Hatchback Engine HCE	814005	Outer Joint		24	19	54	92	47.5	M	
	1988.06- 1992.12			F	Hatchback Engine HCE	814014	Outer Joint		24	21	54	92	47.5	M	
	1988.06- 1992.12	MT/AT		F	Hatchback Engine HCE	814013	Outer Joint		24	21	54	92	50	M	
1.3 i 4WD (66 kW)	1988.06- 1993.01			F	All-wheel Drive Hatchback Engine HCE	814034	Outer Joint		24	21	46	86	53	M	
	1988.06- 1993.01	MT/AT		F	All-wheel Drive Hatchback Engine HCE	814012	Outer Joint		24	19	46	86.5	53.5	M	
CHARADE III (G102)															
1.3 (66 kW)	1990.11- 1993.02			F	Saloon Engine HCE	814014	Outer Joint		24	21	54	92	47.5	M	
CHARADE IV (G200, G202)															
1.3 (44 kW)	1996.09- 1999.11	MT/AT		F	Hatchback Engine HC	814046	Outer Joint		24	22	52	93	53	I	
	1996.09- 1999.11	AT		F	Hatchback Engine HC	814033	Outer Joint	48T	24	22	52	93	53	I	
	1996.09- 1999.11	MT/AT		F	Hatchback Engine HC	814033	Outer Joint	48T	24	22	52	93	53	I	
	1996.09- 1999.11			F	Hatchback Engine HC	814001	Outer Joint	48T	24	22	52	93	54	I	
	1996.09- 1999.11	MT		F	Hatchback Engine HC	814073	Outer Joint	48T	24	21	52	93	53	M	
1.3 16V (55 kW)	1996.05- 1999.11	MT/AT		F	Hatchback Engine HCE	814046	Outer Joint		24	22	52	93	53	I	
	1996.05- 1999.11	AT		F	Hatchback Engine HCE	814033	Outer Joint	48T	24	22	52	93	53	I	
	1996.05- 1999.11	MT/AT		F	Hatchback Engine HCE	814033	Outer Joint	48T	24	22	52	93	53	I	
	1996.05- 1999.11			F	Hatchback Engine HCE	814001	Outer Joint	48T	24	22	52	93	54	I	
	1996.05- 1999.11	MT		F	Hatchback Engine HCE	814073	Outer Joint	48T	24	21	52	93	53	M	
1.3 i 16V (62 kW)	1993.01- 2000.09	MT/AT		F	Hatchback Engine HC/HCE	814046	Outer Joint		24	22	52	93	53	I	
	1993.01- 2000.09	AT		F	Hatchback Engine HC/HCE	814033	Outer Joint	48T	24	22	52	93	53	I	
	1993.01- 2000.09			F	Hatchback Engine HC/HCE	814001	Outer Joint	48T	24	22	52	93	54	I	
	1993.01- 2000.09	MT/AT		F	Hatchback Engine HC/HCE	814033	Outer Joint	48T	24	22	52	93	53	I	
	1993.01- 2000.09	MT		F	Hatchback Engine HC/HCE	814073	Outer Joint	48T	24	21	52	93	53	M	
1.5 i 16V (66 kW)	1997.01- 1999.11	MT/AT		F	Hatchback Engine HEE	814046	Outer Joint		24	22	52	93	53	I	
	1997.01- 1999.11			F	Hatchback Engine HEE	814001	Outer Joint	48T	24	22	52	93	54	I	
	1997.01- 1999.11	MT/AT		F	Hatchback Engine HEE	814033	Outer Joint	48T	24	22	52	93	53	I	
1.6 GTi (77 kW)	1993.03- 1999.11	MT/AT		F	Hatchback Engine HD-E	814046	Outer Joint		24	22	52	93	53	I	
	1993.03- 1999.11			F	Hatchback Engine HD-E	814001	Outer Joint	48T	24	22	52	93	54	I	
	1993.03- 1999.11	MT/AT		F	Hatchback Engine HD-E	814033	Outer Joint	48T	24	22	52	93	53	I	
CHARADE IV (G203)															
1.5 16V (55 kW)	1994.10-	MT/AT		F	Saloon Engine HEE	814046	Outer Joint		24	22	52	93	53	I	
	1994.10-			F	Saloon Engine HEE	814001	Outer Joint	48T	24	22	52	93	54	I	
	1994.10-	MT/AT		F	Saloon Engine HEE	814033	Outer Joint	48T	24	22	52	93	53	I	
1.5 i 16V (66 kW)	1994.08-	MT/AT		F	Saloon Engine HEE	814046	Outer Joint		24	22	52	93	53	I	
	1994.08-			F	Saloon Engine HEE	814001	Outer Joint	48T	24	22	52	93	54	I	
	1994.08-	MT/AT		F	Saloon Engine HEE	814033	Outer Joint	48T	24	22	52	93	53	I	
CUORE															
-	2000.01- 2001.12	MT/AT	L			214006	Drive Shaft		24	23	47	93	584.4		
	2000.01- 2001.12	MT/AT	R			214005	Drive Shaft		24	23	47	93	802		
	2000.01- 2001.12	MT/AT	R			614005	Inner Joint		23	20	45	52	88.5		
	2000.01- 2001.12	MT/AT	R			814024	Outer Joint		24	20	47	93	47	I	
CUORE IV (L501)															
0.8 (32 kW)	1995.01- 1996.11	MT/AT		F	Hatchback Engine ED20	812034	Outer Joint		24	20	44	113.5	48.5	I	
	1995.01- 1996.11			F	Hatchback Engine ED20	814008	Outer Joint		24	20	44	111.5	48.5	M	
CUORE V (L5)															
0.8 (31 kW)	1996.11- 1998.10			F	Hatchback Engine ED20	814008	Outer Joint		24	20	44	111.5	48.5	M	





	 YEAR	TRANSM	L/R	F/R	REMARKS	GSP Ref.	 PRODUCT	 ABS	Technical Specifications									
									A	B	C	H	L	P				
DAIHATSU CUORE VI (L7_)																		
1.0 i (41 kW)	1998.10- 2003.05			F	Hatchback Engine EJ-DE	814062	Outer Joint		24	20	47	86.5	48	M				
	1998.10- 2003.05			F	Hatchback Engine EJ-DE	814040	Outer Joint		24	18	47	85.5	45.5	I				
CUORE VII (L251)																		
1.0 (43 kW)	2003.05-			F	Hatchback Engine EJ-VE	814008	Outer Joint		24	20	44	111.5	48.5	M				
FEROZA																		
1.3	1990.01-	5MT			Engine HD	814017	Outer Joint		24	22	42	155	63	I				
FOURTRAK (F7, F8)																		
2.0 (65 kW)	1985.02- 1993.04			F	All-wheel Drive Closed Off-Road Vehicle Engine 3Y	814004	Outer Joint		26	23	42	165.5	56	I				
	1985.02- 1993.04			F	All-wheel Drive Open Off-Road Vehicle Engine 3Y	814004	Outer Joint		26	23	42	165.5	56	I				
	1985.02- 1993.04				All-wheel Drive Closed Off-Road Vehicle Engine 3Y	814004	Outer Joint		26	23	42	165.5	56	I				
	1985.02- 1993.04				All-wheel Drive Open Off-Road Vehicle Engine 3Y	814004	Outer Joint		26	23	42	165.5	56	I				
2.8 D (54 kW)	1985.02- 1998.12			F	All-wheel Drive Closed Off-Road Vehicle Engine DL	814004	Outer Joint		26	23	42	165.5	56	I				
	1985.02- 1998.12			F	All-wheel Drive Open Off-Road Vehicle Engine DL	814004	Outer Joint		26	23	42	165.5	56	I				
	1985.02- 1998.12				All-wheel Drive Closed Off-Road Vehicle Engine DL	814004	Outer Joint		26	23	42	165.5	56	I				
	1985.02- 1998.12				All-wheel Drive Open Off-Road Vehicle Engine DL	814004	Outer Joint		26	23	42	165.5	56	I				
2.8 TD (67 kW)	1987.12- 1993.04			F	All-wheel Drive Closed Off-Road Vehicle Engine DL51	814004	Outer Joint		26	23	42	165.5	56	I				
	1987.12- 1993.04			F	All-wheel Drive Open Off-Road Vehicle Engine DL51	814004	Outer Joint		26	23	42	165.5	56	I				
	1987.12- 1993.04				All-wheel Drive Closed Off-Road Vehicle Engine DL51	814004	Outer Joint		26	23	42	165.5	56	I				
	1987.12- 1993.04				All-wheel Drive Open Off-Road Vehicle Engine DL51	814004	Outer Joint		26	23	42	165.5	56	I				
2.8 TD (72 kW)	1993.05- 1998.12	MT/AT		F	All-wheel Drive Closed Off-Road Vehicle Engine DL52/DLT-C	814010	Outer Joint		26	26	61.95	161	65	M				
	1993.05- 1998.12				All-wheel Drive Closed Off-Road Vehicle Engine DL52/DLT-C	814004	Outer Joint		26	23	42	165.5	56	I				
2.8 TD (75 kW)	1991.09- 1998.12	MT		F	All-wheel Drive Closed Off-Road Vehicle Engine DL52	814010	Outer Joint		26	26	61.95	161	65	M				
	1991.09- 1998.12				All-wheel Drive Closed Off-Road Vehicle Engine DL52	814004	Outer Joint		26	23	42	165.5	56	I				
	1991.09- 1998.12	MT		F	All-wheel Drive Open Off-Road Vehicle Engine DL52	814010	Outer Joint		26	26	61.95	161	65	M				
	1991.09- 1998.12				All-wheel Drive Open Off-Road Vehicle Engine DL52	814004	Outer Joint		26	23	42	165.5	56	I				
GRAN MOVE (G3)																		
1.5 16V (66 kW)	1996.10- 1998.07			F	MPV Engine HEEG	814001	Outer Joint	48T	24	22	52	93	54	I				
1.6 16V (67 kW)	1998.05-			F	MPV Engine HDEP	814001	Outer Joint	48T	24	22	52	93	54	I				
HANDIVAN																		
-	1999.01- 2001.12	MT/AT	L			214006	Drive Shaft		24	23	47	93	584.4					
	1999.01- 2001.12	MT/AT	R			214005	Drive Shaft		24	23	47	93	802					
	1999.01- 2001.12	MT/AT	R			614005	Inner Joint		23	20	45	52	88.5					
	1999.01- 2001.12	MT/AT	R			814024	Outer Joint		24	20	47	93	47	I				
HIJET																		
-						814051	Outer Joint		24	18	44	115	49.5	M				
HIJET (S210P)																		
660	1999.01-	5MT			Engine EF-VE	814052	Outer Joint		24	18	47	85	47	M				
	1999.01-	MT/AT			Engine EF-VE	814052	Outer Joint		24	18	47	85	47	M				
660 4WD	1999.01-	MT/AT			Engine EF-VE	814052	Outer Joint		24	18	47	85	47	M				
HIJET CARGO (S210V)																		
660 4WD	1999.01-	5MT			Engine EF-SE	814052	Outer Joint		24	18	47	85	47	M				
	1999.01-	MT/AT			Engine EF-VE	814052	Outer Joint		24	18	47	85	47	M				
LEEZA (L100)																		
550	1986.11- 1990.07	2AT			Engine EB	814018	Outer Joint		24	19	44	111.5	48.5	M				
	1986.11- 1990.07	AT			Engine EB TBO	814018	Outer Joint		24	19	44	111.5	48.5	M				
	1987.08- 1990.07	MT			Engine EB	814018	Outer Joint		24	19	44	111.5	48.5	M				
LEEZA (L111S)																		
660	1990.08- 1992.07	MT/AT			Engine EF-HL	814018	Outer Joint		24	19	44	111.5	48.5	M				
	1991.01- 1992.07	MT/AT			Engine EF-JL TBO	814018	Outer Joint		24	19	44	111.5	48.5	M				
MAIRA II (L80, L81)																		
0.8 (29 kW)	1989.11- 1990.12	MT/AT		F	Hatchback Engine ED10	814020	Outer Joint		24	19	44	113.5	48.5	M				
0.8 (32 kW)	1985.09- 1990.06	MT/AT		F	Hatchback Engine ED10	814020	Outer Joint		24	19	44	113.5	48.5	M				
	1985.09- 1990.06			F	Hatchback Engine ED10	814036	Outer Joint		24	18	44	111.5	49.5	M				
0.8 4WD (32 kW)	1986.09- 1988.10				All-wheel Drive Hatchback Engine ED10	814036	Outer Joint		24	18	44	111.5	49.5	M				
MAIRA III (L201)																		
0.8 (30 kW)	1990.10- 1994.12	MT/AT		F	Hatchback Engine ED10K	812034	Outer Joint		24	20	44	113.5	48.5	I				
	1990.10- 1994.12			F	Hatchback Engine ED10K	814053	Outer Joint		24	20	44	112	49.5	I				
	1990.10- 1994.12			F	Hatchback Engine ED10K	814009	Outer Joint		24	20	44	113.5	48.5	M				
	1990.10- 1994.12			F	Hatchback Engine ED10K	814008	Outer Joint		24	20	44	111.5	48.5	M				





	 YEAR	TRANSM	L/R	F/R	REMARKS	GSP Ref.	 PRODUCT	 ABS	Technical Specifications						
									A	B	C	H	L	P	
DAIHATSU MAX (L960S)															
660 4WD	2001.11- 2002.01	AT			Engine EF-DET	814061	Outer Joint		24	19	47	85.5	47	M	
	2001.11- 2002.01	MT/AT			Engine EF-VE	814061	Outer Joint		24	19	47	85.5	47	M	
MAX (L962S)															
660 4WD	2001.11- 2002.01	AT			Engine JB-DET	814061	Outer Joint		24	19	47	85.5	47	M	
MIRA															
0.9	1998- 2003			R		214024	Drive Shaft		24	23	44	113.5	758.5		
660	1995- 2002			L		614004	Inner Joint		23	20	39	49.7	82		
	1995- 2002			L		214003	Drive Shaft		24	23	44	111.5	600		
	1995- 2002			R		214004	Drive Shaft		24	23	44	111.5	746.5		
	1998.10-	MT/AT			EG CAR Model: L700S-L700V	814039	Outer Joint		24	18	47	85.5	45	M	
	1998.10-	MT/AT			EG CAR Model: L900S-L902S	814041	Outer Joint		24	24	47	85.5	45	I	
	1999.11-	MT/AT			EG CAR Model: L750S L950 L952	814042	Outer Joint		24	26	47	85.5	45	I	
MIRA CUORE (L200S)															
660	1990.03- 1994.08	MT/AT			Engine EF-JL TBO	814018	Outer Joint		24	19	44	111.5	48.5	M	
	1990.03- 1995.01	MT/AT			Engine EF-HL	814018	Outer Joint		24	19	44	111.5	48.5	M	
	1991.08- 1994.08	MT/AT			Engine EF-EL	814018	Outer Joint		24	19	44	111.5	48.5	M	
	1992.08- 1994.08	MT/AT			Engine EF-KL	814018	Outer Joint		24	19	44	111.5	48.5	M	
MIRA CUORE (L200V)															
660	1990.03- 1994.08	MT/AT			Engine EF-XL TBO	814018	Outer Joint		24	19	44	111.5	48.5	M	
MIRA CUORE (L210S)															
660 4WD	1990.03- 1994.08	MT			Engine EF-HL	814018	Outer Joint		24	19	44	111.5	48.5	M	
	1990.11- 1994.08	5MT			Engine EF-JL TBO	814018	Outer Joint		24	19	44	111.5	48.5	M	
	1991.09- 1994.08	4AT			Engine EF-JL TBO	814018	Outer Joint		24	19	44	111.5	48.5	M	
	1991.10- 1994.04	MT/AT			Engine EF-EL	814018	Outer Joint		24	19	44	111.5	48.5	M	
	1992.08- 1995.01	AT			Engine EF-EL	814018	Outer Joint		24	19	44	111.5	48.5	M	
MIRA CUORE (L210V)															
660 4WD	1992.08- 1994.08	3AT			Engine EF-EL	814018	Outer Joint		24	19	44	111.5	48.5	M	
MIRA CUORE (L220S)															
660 4WS	1990.04- 1993.07	MT/AT			Engine EF-JL TBO	814018	Outer Joint		24	19	44	111.5	48.5	M	
	1990.12- 1991.09	MT/AT			Engine EF-HL	814018	Outer Joint		24	19	44	111.5	48.5	M	
MIRA CUORE (L500S V)															
660	1994.08- 1995.10	MT/AT			Engine EF-CL	814018	Outer Joint		24	19	44	111.5	48.5	M	
MIRA CUORE (L500S)															
660	1994.08- 1998.10	3AT			Engine EF-EL/EF-KL	814018	Outer Joint		24	19	44	111.5	48.5	M	
	1994.08- 1998.10	MT/AT			Engine EF-EL/EF-JL TBO/EK-KL	814018	Outer Joint		24	19	44	111.5	48.5	M	
	1994.12- 1998.10	3AT			Engine EF-FL	814018	Outer Joint		24	19	44	111.5	48.5	M	
	1994.12- 1998.10	MT			Engine EF-FL	814018	Outer Joint		24	19	44	111.5	48.5	M	
MIRA CUORE (L500V)															
660	1994.08- 1998.10	3AT			Engine EF-CL	814018	Outer Joint		24	19	44	111.5	48.5	M	
	1994.08- 1998.10	5MT			Engine EF-CL	814018	Outer Joint		24	19	44	111.5	48.5	M	
MIRA CUORE (L502S)															
660	1994.08- 1998.10	MT/AT			Engine JB-EL TBO/JB-EL/JB-JL TBO	814018	Outer Joint		24	19	44	111.5	48.5	M	
MIRA CUORE (L510S)															
660	1994.08- 1998.10	3AT			Engine 4WD EF-EL	814018	Outer Joint		24	19	44	111.5	48.5	M	
660 4WD	1994.08- 1995.10	3AT			Engine EF-EL	814018	Outer Joint		24	19	44	111.5	48.5	M	
	1995.10- 1997.05	AT			Engine EF-ZL	814018	Outer Joint		24	19	44	111.5	48.5	M	
	1995.10- 1997.05	MT			Engine EF-EL	814018	Outer Joint		24	19	44	111.5	48.5	M	
MIRA CUORE (L510SV)															
660 4WD	1994.08- 1995.10	5MT			Engine EF-CL/EF-EL	814018	Outer Joint		24	19	44	111.5	48.5	M	
MIRA CUORE (L512S)															
660 4WD	1994.08- 1998.10	5MT			Engine JB-JL TBO	814018	Outer Joint		24	19	44	111.5	48.5	M	
	1995.10- 1998.10	4AT			Engine JB-JL TBO	814018	Outer Joint		24	19	44	111.5	48.5	M	
MIRA CUORE (L700S / V)															
660	1998.10-	MT/AT/CVT			Engine EF-SE /VE	814061	Outer Joint		24	19	47	85.5	47	M	
	1999.08- 1999.11	3AT/4AT			Engine EF-SE /VE	814061	Outer Joint		24	19	47	85.5	47	M	
	1999.08- 1999.11	MT/CVT			Engine EF-SE /VE	814061	Outer Joint		24	19	47	85.5	47	M	
MIRA CUORE (L700S)															
660	1998.10- 1999.07	MT/AT			Engine EF-DET	814061	Outer Joint		24	19	47	85.5	47	M	
	1999.08-	4AT			Engine EF-DET	814061	Outer Joint		24	19	47	85.5	47	M	
	1999.08-	5MT			Engine EF-DET	814061	Outer Joint		24	19	47	85.5	47	M	
	2000.09-	4AT			Engine EF-VE	814061	Outer Joint		24	19	47	85.5	47	M	





	 YEAR	TRANSM	L/R	F/R	REMARKS	GSP Ref.	 PRODUCT	 ABS	Technical Specifications					
									A	B	C	H	L	P
DAIHATSU														
MIRA CUORE (L70S V)														
550	1985.08- 1990.02	2AT			Engine EB	814018	Outer Joint		24	19	44	111.5	48.5	M
	1987.08- 1990.02	MT			Engine EB	814018	Outer Joint		24	19	44	111.5	48.5	M
MIRA CUORE (L70V)														
550	1985.08- 1990.02	AT			Engine EB TBO	814018	Outer Joint		24	19	44	111.5	48.5	M
MIRA CUORE (L710S / V)														
660 4WD	1998.10-	MT/AT/CVT			Engine EF-SE /VE	814061	Outer Joint		24	19	47	85.5	47	M
MIRA CUORE (L710S)														
660 4WD	1998.10-	MT/AT			Engine EF-DET	814061	Outer Joint		24	19	47	85.5	47	M
	2000.09- 2001.09	4AT			Engine EF-DET	814061	Outer Joint		24	19	47	85.5	47	M
MIRA CUORE (L80V)														
660	1986.01- 1993.01	MT/AT			Engine HANDY	814018	Outer Joint		24	19	44	111.5	48.5	M
MOVE														
-						814029	Outer Joint		24	19	47	84.5	47.5	I
	1997- 1999	MT	L			614004	Inner Joint		23	20	39	49.7	82	
	1997- 1999	MT	L			214003	Drive Shaft		24	23	44	111.5	600	
	1997- 1999	MT	R			214004	Drive Shaft		24	23	44	111.5	746.5	
MOVE (L6, L9)														
0.8 (31 kW)	1996.10-			F	MPV Engine ED20	814008	Outer Joint		24	20	44	111.5	48.5	M
	1996.10-	MT/AT		F	MPV Engine ED20	814074	Outer Joint		24	18	44	111.5	48.5	M
1.0 i (41 kW)	1998.10-			F	MPV Engine EJ-DE	814008	Outer Joint		24	20	44	111.5	48.5	M
	1998.10-	MT/AT		F	MPV Engine EJ-DE	814074	Outer Joint		24	18	44	111.5	48.5	M
MOVE (L600S)														
660	1995.08- 1998.10	MT/AT			Engine EF-GL/EF-RL TBO/EF-ZL	814018	Outer Joint		24	19	44	111.5	48.5	M
MOVE (L602S)														
660	1995.08- 1996.04	MT/AT			Engine JB-JL TBO	814018	Outer Joint		24	19	44	111.5	48.5	M
MOVE (L610S)														
660 4WD	1995.08- 1998.10	3AT			Engine EF-ZL	814018	Outer Joint		24	19	44	111.5	48.5	M
	1995.08- 1998.10	5MT			Engine EF-ZL	814018	Outer Joint		24	19	44	111.5	48.5	M
	1995.08- 1998.10	MT&AT			Engine EF-ZL	814018	Outer Joint		24	19	44	111.5	48.5	M
	1996.04- 1998.10	AT			Engine EF-RL TBO	814018	Outer Joint		24	19	44	111.5	48.5	M
	1996.04- 1998.10	MT/AT			Engine EF-RL TBO	814018	Outer Joint		24	19	44	111.5	48.5	M
MOVE (L900S)														
660	1998.10- 1999.11	MT/AT			Engine EF-SE/EF-VE	814061	Outer Joint		24	19	47	85.5	47	M
	1999.11- 2000.09	4AT			Engine EF-DET	814061	Outer Joint		24	19	47	85.5	47	M
	1999.11- 2000.09	5MT			Engine EF-DET	814061	Outer Joint		24	19	47	85.5	47	M
MOVE (L902S)														
660	1998.10- 1999.11	MT/AT			Engine JB-DET	814061	Outer Joint		24	19	47	85.5	47	M
	1999.12- 2000.09	4AT			Engine JB-DET	814061	Outer Joint		24	19	47	85.5	47	M
MOVE (L910S)														
660	2000.09-	MT/AT/CVT			Engine EF-VE /DE	814061	Outer Joint		24	19	47	85.5	47	M
660 4WD	1998.10- 1999.11	MT/AT			Engine EF-VE/EF-DET	814061	Outer Joint		24	19	47	85.5	47	M
	1998.10- 2000.09	MT/AT/CVT			Engine EF-VE /DE	814061	Outer Joint		24	19	47	85.5	47	M
	1998.10- 1999.11	MT/AT			Engine EF-DET/EF-VE	814052	Outer Joint		24	18	47	85	47	M
MOVE (L912S)														
660 4WD	2001.09- 2002.10	MT/AT			Engine JB-DET	814061	Outer Joint		24	19	47	85.5	47	M
MYVI (M301S)														
1.3	2004.05-	4AT/C			Engine K3-VE	859266	Outer Joint		24	29	47	85.5	51	I
MYVI (MS300S)														
1.0	2004.05-	4AT/C			Engine 1KR-FE	859268	Outer Joint		24	26	47	85.5	47.5	I
NAKED (L760S)														
660 4WD	1999.11- 2001.12	MT/AT			Engine EF-VE/EF-DET	814061	Outer Joint		24	19	47	85.5	47	M
NEW G100														
-						614001	Inner Joint		23	19	45	52	82	
OPTI (L300S)														
660	1992.02- 1995.07	MT/AT			Engine EF-EL	814018	Outer Joint		24	19	44	111.5	48.5	M
	1992.08- 1995.10	MT/AT			Engine EF-EL KL	814018	Outer Joint		24	19	44	111.5	48.5	M
	1995.10- 1998.11	MT/AT			Engine EF-ZL KL	814018	Outer Joint		24	19	44	111.5	48.5	M
OPTI (L310S)														
660 4WD	1992.02- 1995.10	MT&AT			Engine EF-EL	814018	Outer Joint		24	19	44	111.5	48.5	M





	 YEAR	TRANSM	L/R	F/R	REMARKS	GSP Ref.	 PRODUCT	 ABS	Technical Specifications								
									A	B	C	H	L	P			
DAIHATSU OPTI (L800S)																	
660	1998.11- 1999.07	MT/AT			Engine EF-SE /VE	814052	Outer Joint		24	18	47	85	47	M			
	1998.11-	MT/CVT			Engine EF-VE	814052	Outer Joint		24	18	47	85	47	M			
	1999.08- 2000.02	3AT/4AT			Engine EF-SE /VE	814061	Outer Joint		24	19	47	85.5	47	M			
	2000.02- 2000.09	5MT			Engine EF-DET	814061	Outer Joint		24	19	47	85.5	47	M			
OPTI (L802S)																	
660	1998.11- 1999.07	MT/AT			Engine JB-DET	814061	Outer Joint		24	19	47	85.5	47	M			
	1999.08- 2000.02	3AT/4AT			Engine JB-DET	814061	Outer Joint		24	19	47	85.5	47	M			
	1999.08- 2000.02	5MT			Engine JB-DET	814061	Outer Joint		24	19	47	85.5	47	M			
OPTI (L810S)																	
660 4WD	1998.11-	MT/AT/CVT			Engine EF-SE /VE	814061	Outer Joint		24	19	47	85.5	47	M			
	1998.11-	MT/AT			Engine EF-DET	814061	Outer Joint		24	19	47	85.5	47	M			
PYZAR																	
-	1997- 2001.01	MT	L			214031	Drive Shaft		24	25	54	92	601				
	1997- 2001.01	MT	R			214032	Drive Shaft		24	25	54	92	881				
PYZAR GRANMOVE (G301G)																	
1.6	1996.08- 2002.07	4AT/F			Engine HD-EP	814072	Outer Joint	48T	24	22	52	92	53	M			
	1996.08- 2002.07	5MT/F			Engine HD-EP	814072	Outer Joint	48T	24	22	52	92	53	M			
PYZAR GRANMOVE (G303G)																	
1.5	1996.08- 2002.07	4AT/F			Engine HE-EG/HE-EP	814072	Outer Joint	48T	24	22	52	92	53	M			
	1996.08- 2002.07	5MT/F			Engine HE-EG	814072	Outer Joint	48T	24	22	52	92	53	M			
ROCKY (F300)																	
1.6 4WD	1990.07- 1997.05	MT			Engine HDE	814017	Outer Joint		24	22	42	155	63	I			
SIRION																	
-	1998- 2001		L			218077	Drive Shaft		24	23	47	93	616				
	1998- 2001		R			218078	Drive Shaft		24	23	47	93	833				
SIRION (M1)																	
1.0 i (41 kW)	1998.04- 2000.09	5MT		F	Hatchback Engine EJ-DE	814040	Outer Joint		24	18	47	85.5	45.5	I			
1.0 i (43 kW)	2000.09- 2005.01	5MT		F	Hatchback Engine EJ-VE	814040	Outer Joint		24	18	47	85.5	45.5	I			
1.0 i 4WD (41 kW)	1999.04- 2000.09	5MT			All-wheel Drive Hatchback Engine EJ-DE	814040	Outer Joint		24	18	47	85.5	45.5	I			
1.0 i 4WD (43 kW)	2000.09- 2005.01	5MT			All-wheel Drive Hatchback Engine EJ-VE	814040	Outer Joint		24	18	47	85.5	45.5	I			
1.3 Sport (75 kW)	2000.08- 2005.01	MT/AT		F	Hatchback Engine K3-VE2	814034	Outer Joint		24	21	46	86	53	M			
1.3 Sport 4WD (75 kW)	2000.08- 2005.03			F	All-wheel Drive Hatchback Engine K3-VE2	814034	Outer Joint		24	21	46	86	53	M			
SIRION (M3_)																	
1.0 (51 kW)	2005.02- 2007.12			F	Hatchback Engine 1KR-FE	814063	Outer Joint		24	26	47	85.5	45.5	I			
	2005.02- 2007.12			F	Hatchback Engine 1KR-FE	856010	Outer Joint	41T	23	19	49	78	57	M			
1.3 4WD (64 kW)	2005.04-				All-wheel Drive Hatchback Engine K3-VE	814063	Outer Joint		24	26	47	85.5	45.5	I			
	2005.04-			F	All-wheel Drive Hatchback Engine K3-VE	856010	Outer Joint	41T	23	19	49	78	57	M			
SOCIAL																	
1.3	1990- 1994					614001	Inner Joint		23	19	45	52	82				
SPORTRAK (F300)																	
1.6 16V (63 kW)	1988.10- 1999.12			F	All-wheel Drive Closed Off-Road Vehicle Engine HDC	814001	Outer Joint	48T	24	22	52	93	54	I			
	1988.10- 1999.12			F	All-wheel Drive Open Off-Road Vehicle Engine HDC	814001	Outer Joint	48T	24	22	52	93	54	I			
1.6 i 16V (70 kW)	1988.10- 1999.12			F	All-wheel Drive Closed Off-Road Vehicle Engine HD-E	814001	Outer Joint	48T	24	22	52	93	54	I			
	1988.10- 1999.12			F	All-wheel Drive Open Off-Road Vehicle Engine HD-E	814001	Outer Joint	48T	24	22	52	93	54	I			
STORIA SIRION (M100)																	
1.0	1998.01-	MT/AT			Engine EJ-DE	814061	Outer Joint		24	19	47	85.5	47	M			
STORIA SIRION (M100S)																	
1.0	1998.01- 2001.12	4AT/F			Engine EJ-DE/EJ-VE	814061	Outer Joint		24	19	47	85.5	47	M			
	1998.01- 2001.12	5MT/F			Engine EJ-DE/EJ-VE	814061	Outer Joint		24	19	47	85.5	47	M			
STORIA SIRION (M110)																	
1.0 4WD	1998.01-	MT/AT			Engine EJ-DE	814061	Outer Joint		24	19	47	85.5	47	M			
TAFT																	
2.8 D 4x4 (51 kW)	1982.08- 1985.02				All-wheel Drive Closed Off-Road Vehicle Engine DL	814004	Outer Joint		26	23	42	165.5	56	I			
TERIOS																	
-			L			214029	Drive Shaft	48T	24	23	52	94	539				
	1997- 2000		L	4WD		614008	Inner Joint		23	19	35	55.5	86				
	1997- 2000		L	4WD		214021	Drive Shaft		24	23	52	94	540.5				
	1997- 2000		R	4WD		214022	Drive Shaft		24	23	52	94	849.5				
TERIOS (J1)																	
1.3 4WD (61 kW)	1997.10- 2000.10	MT/AT		F	All-wheel Drive Closed Off-Road Vehicle Engine HE-EJ	814027	Outer Joint		24	19	52	94	81.5	I			
	1997.10- 2000.10	MT/AT		F	All-wheel Drive Closed Off-Road Vehicle Engine HE-EJ	814002	Outer Joint	48T	24	19	52	94	81.5	I			





	 YEAR	TRANSM	L/R	F/R	REMARKS	GSP Ref.	 PRODUCT	 ABS	Technical Specifications					
									A	B	C	H	L	P
DAIHATSU														
TERIOS (J100)														
1.3	1997.03-	MT/AT			Engine HC-EJ	814011	Outer Joint		24	19	52	94	81.5	M
	1997.03-	MT/AT			Engine HC-EJ	814037	Outer Joint	48T	24	19	52	94	81.5	M
TERIOS KID (J111G)														
660 4WD	1998.10-	MT/AT			Engine EF-DEM/EF-DET	814011	Outer Joint		24	19	52	94	81.5	M
VIVA														
1.0						814043	Outer Joint		24	19	47	84.5	47.5	M
VIVA (L250)														
660	2007.05-	MT/AT			Engine EFVE	899299	Outer Joint		24	19	47	85.5	47.5	M
VIVA (L251)														
1.0	2007.05-	MT/AT			Engine EJVE	899299	Outer Joint		24	19	47	85.5	47.5	M
VIVA (L252)														
850	2007.05-	MT/AT			Engine EDVE	899299	Outer Joint		24	19	47	85.5	47.5	M
YRV (M201)														
1.3	2000.08-	4AT			Engine K3-VET TBO	814038	Outer Joint		24	21	47	85	47	M
YRV (M211)														
1.3 4WD	2000.08-	4AT			Engine K3-VET TBO	814038	Outer Joint		24	21	47	85	47	M
	2000.08-	MT/AT			Engine K3-VE	814038	Outer Joint		24	21	47	85	47	M
DODGE														
400														
-	1983-					615002	Inner Joint		23	23	40	57	105.5	
600														
-	1986- 1988				Saginaw	809010	Outer Joint		26	29	54	99.5	62.5	O
ARIES														
-	1986- 1989				Saginaw	809010	Outer Joint		26	29	54	99.5	62.5	O
AVENGER														
-	1995- 1999					839041	Outer Joint		25	25	54	95.5	65	M
	1995- 1999					839078	Outer Joint	43T	25	25	54	95.5	63.5	I
CALIBER (PM)														
1.8 i 16V DOHC	2006.04-	5MT	L	F	Hatchback Engine EBA	215053	Drive Shaft		28	27	59.5	95	638	
	2006.04-	5MT	R	F	Hatchback Engine EBA	215051	Drive Shaft		28	28	59.5	95	586	
2.0 D 16V DOHC	2006.04-	6MT	L	F	Hatchback Engine ECN	215054	Drive Shaft		28	24	59.5	95	622	
	2006.04-	6MT	R	F	Hatchback Engine ECN	215052	Drive Shaft		28	28	59.5	95	613	
2.0 i 16V DOHC	2006.04-	6MT/AT	L	F	Hatchback Engine ECN	215053	Drive Shaft		28	27	59.5	95	638	
	2006.04-	6MT/AT	R	F	Hatchback Engine ECN	215051	Drive Shaft		28	28	59.5	95	586	
CARAVAN														
-	1984- 1986					615002	Inner Joint		23	23	40	57	105.5	
	1991- 1995					609026	Inner Joint		25	32	40	71	124	
	1991- 1995				SUV/Truck/VAN GKN PASSENGER	609027	Inner Joint		25	32	28	172	137	
	1996- 1997		L		Truck 2WD	209004	Drive Shaft	47T	26	25	54	98.5	638	
	1996- 1997		L		Truck 4WD	209004	Drive Shaft	47T	26	25	54	98.5	638	
	1996- 2004				SUV/Truck/VAN	699059	Inner Joint		25	32	40	71.5	107	
	1996- 2000				SUV/Truck/VAN	609021	Inner Joint		25	32	28	173	107	
2.0 i (98 kW)	1995.01- 2001.03			F	MPV	809013	Outer Joint		26	32	54	98.5	61.5	I
2.4 i (111 kW)	1995.01- 2001.03			F	MPV Engine EDZ	809013	Outer Joint		26	32	54	98.5	61.5	I
2.5 TD (85 kW)	1995.01- 2001.03			F	MPV Engine ENC	809013	Outer Joint		26	32	54	98.5	61.5	I
3.0 (112 kW)	1995.01- 2001.03			F	MPV Engine EFA	809013	Outer Joint		26	32	54	98.5	61.5	I
3.3 i (116 kW)	1995.01- 2001.03			F	MPV Engine EGP	809013	Outer Joint		26	32	54	98.5	61.5	I
3.8 i (122 kW)	1995.01- 2001.03			F	MPV Engine EGH	809013	Outer Joint		26	32	54	98.5	61.5	I
3.8 i (131 kW)	1995.01- 2001.03			F	MPV Engine EGH	809013	Outer Joint		26	32	54	98.5	61.5	I
3.8 i AWD (122 kW)	1995.01- 2001.03				All-wheel Drive MPV Engine EGH	809013	Outer Joint		26	32	54	98.5	61.5	I
3.8 i AWD (131 kW)	1995.01- 2001.03				All-wheel Drive MPV Engine EGH	809013	Outer Joint		26	32	54	98.5	61.5	I
COLT VISTA FWD														
2.4	1992- 1994	AT				839041	Outer Joint		25	25	54	95.5	65	M
DAKOTA														
-	1991- 1996				4WD	815009	Outer Joint	56T	31	34	61	115.5	64	O
	1991- 1996				SUV/Truck/VAN 4WD	815005	Outer Joint		31	34	61	115.5	64	O
	2000-					615010	Inner Joint		29	35	47	53	90	
DAYTONA														
-	1984- 1986					615002	Inner Joint		23	23	40	57	105.5	
	1986- 1993				SAGINAW	809010	Outer Joint		26	29	54	99.5	62.5	O
	1987- 1993					809008	Outer Joint		26	28	54	98	58	I





	 YEAR	TRANSM	L/R	F/R	REMARKS	GSP Ref.	 PRODUCT	 ABS	Technical Specifications									
									A	B	C	H	L	P				
DODGE DURANGO																		
-	2000-					615010	Inner Joint		29	35	47	53	90					
DYNASTY																		
-	1989- 1990				Saginaw	809010	Outer Joint		26	29	54	99.5	62.5	O				
INTREPID																		
-	1993- 1995					809016	Outer Joint		33	32	49.6	102.5	60	O				
	1993- 1995					809038	Outer Joint	50W	33	32	49.6	102.5	60	O				
	1993- 2004					699062	Inner Joint		27	32	39.5	49	76					
	1996- 1997					809016	Outer Joint		33	32	49.6	102.5	60	O				
	1996- 1997		R			209013	Drive Shaft	50T	33	27	49.6	102.5	537					
	1996- 1997					808022	Outer Joint	50T	33	32	49.6	102.5	60	O				
	1996- 1997					609009	Inner Joint		27	32	39.8	47.5	77.5					
	1998- 2004					809039	Outer Joint	50T	33	32	49.6	102.5	57	O				
LANCER																		
-	1985- 1986					615002	Inner Joint		23	23	40	57	105.5					
	1986- 1989				SAGINAW	809010	Outer Joint		26	29	54	99.5	62.5	O				
NEON																		
-	1995- 1996	AT	R			215009	Drive Shaft		23	25	57.7	91.8	942					
	1995- 1996	MT/AT	L			215006	Drive Shaft		23	25	57.7	91.8	582					
	2000-					809033	Outer Joint	46T	26	22	57.7	92.5	58	M				
2.0 16V (107 kW)	1994.06- 1999.08			F	Saloon Engine ECC	809011	Outer Joint		23	28	57.7	91.8	58	I				
2.0 16V (109 kW)	1996.04- 1999.08			F	Saloon Engine ECC	809011	Outer Joint		23	28	57.7	91.8	58	I				
2.0 16V (112 kW)	1996.04- 1999.08			F	Saloon Engine ECC	809011	Outer Joint		23	28	57.7	91.8	58	I				
2.0 16V (98 kW)	1994.05- 1999.08			F	Saloon Engine ECB	809011	Outer Joint		23	28	57.7	91.8	58	I				
NEON II																		
2.0 16V (112 kW)	1999.08-			F	Saloon Engine ECH	809011	Outer Joint		23	28	57.7	91.8	58	I				
2.0 16V (98 kW)	1999.08-			F	Saloon Engine ECB	809011	Outer Joint		23	28	57.7	91.8	58	I				
OMNI / 024 / CHARGER																		
-	1985- 1986					615002	Inner Joint		23	23	40	57	105.5					
RAM 50																		
-	1982- 1993				4WD	639044	Inner Joint			25		62.5						
SHADOW																		
-	1987- 1994				Saginaw	809010	Outer Joint		26	29	54	99.5	62.5	O				
	1987- 1994					809008	Outer Joint		26	28	54	98	58	I				
SPIRIT																		
-	1989- 1990				Saginaw	809010	Outer Joint		26	29	54	99.5	62.5	O				
	1991- 1993					609026	Inner Joint		25	32	40	71	124					
	1991- 1993				Turbo GKN Passenger	609027	Inner Joint		25	32	28	172	137					
STEALTH																		
-			F			839037	Outer Joint		27	26	60	97	69	I				
STEALTH (FWD)																		
-	1993- 1996					615006	Inner Joint		26	26	42	39.5	78.5					
STRATUS SEDAN																		
-	1995- 1999					609010	Inner Joint		25	32	40	74	113					
DODGE TRUCK CARAVAN																		
-	1996- 1997		R		Truck 2WD	209005	Drive Shaft	47T	26	25	54	98.5	1030					
	1996- 1997					609011	Inner Joint		25	32	40	71.5	107					
	1996- 2001		R			809013	Outer Joint		26	32	54	98.5	61.5	I				
	1996- 2001		R			609012	Inner Joint		25	32	28	173	107					
EAGLE SUMMIT																		
2.4	1992- 1996					839041	Outer Joint		25	25	54	95.5	65	M				
VISION																		
-	1993- 1995					809016	Outer Joint		33	32	49.6	102.5	60	O				
	1993- 1995					809038	Outer Joint	50W	33	32	49.6	102.5	60	O				
	1993- 1997					699062	Inner Joint		27	32	39.5	49	76					
	1996- 1997					809016	Outer Joint		33	32	49.6	102.5	60	O				
	1996- 1997		R			209013	Drive Shaft	50T	33	27	49.6	102.5	537					
	1996- 1997					808022	Outer Joint	50T	33	32	49.6	102.5	60	O				
	1996- 1997					609009	Inner Joint		27	32	39.8	47.5	77.5					





	 YEAR	TRANSM	L/R	F/R	REMARKS	GSP Ref.	 PRODUCT	 ABS	Technical Specifications						
									A	B	C	H	L	P	
FIAT															
127															
0.9 (29 kW)	1971.06- 1983.05			F	Hatchback Engine 100GL.048	817005	Outer Joint		22	20	48.1	90.5	59.5	O	
	1971.06- 1983.05			F	Hatchback Engine 100GL.048	804001	Outer Joint		20	20	43.1	90.5	60.5	O	
0.9 (33 kW)	1971.06- 1983.05			F	Hatchback Engine 100GL.000	817005	Outer Joint		22	20	48.1	90.5	59.5	O	
	1971.06- 1983.05			F	Hatchback Engine 100GL.000	804001	Outer Joint		20	20	43.1	90.5	60.5	O	
1.0 (37 kW)	1977.04- 1986.12	MT		F	Hatchback Engine 127A.000	817005	Outer Joint		22	20	48.1	90.5	59.5	O	
	1977.04- 1986.12			F	Hatchback Engine 127A.000	804001	Outer Joint		20	20	43.1	90.5	60.5	O	
1.0 Sport (51 kW)	1978.07- 1982.02			F	Hatchback Engine 127A1.000	804001	Outer Joint		20	20	43.1	90.5	60.5	O	
1.3 Diesel (33 kW)	1981.04- 1986.12	MT		F	Hatchback Engine 127A5.000	817005	Outer Joint		22	20	48.1	90.5	59.5	O	
	1981.04- 1986.12			F	Hatchback Engine 127A5.000	804001	Outer Joint		20	20	43.1	90.5	60.5	O	
1.3 Sport (55 kW)	1981.12- 1983.05	MT		F	Hatchback Engine 127A3.000	817005	Outer Joint		22	20	48.1	90.5	59.5	O	
127 PANORAMA															
1.0 (37 kW)	1977.01- 1986.12	MT		F	Estate Engine 127A.000	817005	Outer Joint		22	20	48.1	90.5	59.5	O	
	1977.01- 1986.12			F	Estate Engine 127A.000	804001	Outer Joint		20	20	43.1	90.5	60.5	O	
1.3 D (33 kW)	1981.06- 1986.12	MT		F	Estate Engine 127A5.000	817005	Outer Joint		22	20	48.1	90.5	59.5	O	
	1981.06- 1986.12			F	Estate Engine 127A5.000	804001	Outer Joint		20	20	43.1	90.5	60.5	O	
128															
1.1 (33 kW)	1975.02- 1981.09	MT		F	Saloon Engine 128A.048	817005	Outer Joint		22	20	48.1	90.5	59.5	O	
1.1 (40 kW)	1969.03- 1984.12			F	Saloon Engine 128A.000	817005	Outer Joint		22	20	48.1	90.5	59.5	O	
1.3 Sport (44 kW)	1974.08- 1984.12			F	Saloon Engine 128A1.000	817005	Outer Joint		22	20	48.1	90.5	59.5	O	
	1974.08- 1984.12			F	Saloon Engine 128A1.000	804001	Outer Joint		20	20	43.1	90.5	60.5	O	
128 FAMILIARE															
1.1 (40 kW)	1969.10- 1982.10			F	Estate Engine 128A.000	817005	Outer Joint		22	20	48.1	90.5	59.5	O	
1.3 (44 kW)	1974.12- 1982.10			F	Estate Engine 128A1.000	804001	Outer Joint		20	20	43.1	90.5	60.5	O	
500															
1.2 (51 kW)	2008.01-			F	Hatchback Engine 169A4.000	817043	Outer Joint		22	20	47	75.5	54.5	M	
1.3 D Multijet (55 kW)	2008.01-			F	Hatchback Engine 169A1.000	817026	Outer Joint		25	22	51	84	57	M	
1.4 (74 kW)	2008.01-			F	Hatchback Engine 169A3.000	817026	Outer Joint		25	22	51	84	57	M	
500 C															
1.2 (51 kW)	2009.09-			F	Convertible Engine 169A4.000	817043	Outer Joint		22	20	47	75.5	54.5	M	
1.3 D Multijet (55 kW)	2009.09-			F	Convertible Engine 169A1.000	817026	Outer Joint		25	22	51	84	57	M	
1.4 (74 kW)	2009.09-			F	Convertible Engine 169A3.000	817026	Outer Joint		25	22	51	84	57	M	
ALBEA															
1.2	2002-					617027	Inner Joint		22	22	36	61.5	93.5		
1.2 16V	2002-		R	F		217030	Drive Shaft		22	31.95	47	89	809		
	2002-		L	F		217029	Drive Shaft		22	31.95	47	89	504		
1.3 MJT	2003- 2006		R	F		217002	Drive Shaft		25		51	90	533		
	2003- 2006		L	F		217003	Drive Shaft		25		51	90	455		
	2006-		R	F		217014	Drive Shaft		25	35.6	51	90	524		
	2006-			F		699008	Inner Joint		24	24	29.7	86.5	93		
	2006-		L	F		217013	Drive Shaft		25	35.6	51	90	501		
1.3 MJTD	2006-		L			217034	Drive Shaft		25	35.6	51	90	447		
1.4	2002-					617027	Inner Joint		22	22	36	61.5	93.5		
1.4 16V	2002-		R	F		217030	Drive Shaft		22	31.95	47	89	809		
	2002-		L	F		217029	Drive Shaft		22	31.95	47	89	504		
1.6	2002-					617027	Inner Joint		22	22	36	61.5	93.5		
1.6 16V	2002-		R	F		217030	Drive Shaft		22	31.95	47	89	809		
	2002-		L	F		217029	Drive Shaft		22	31.95	47	89	504		
BARCETTA (183)															
1.8 16V (96 kW)	1995.04- 2005.05	MT		F	Convertible Engine 183A1.000/188A6.000	817042	Outer Joint		25	25	51	85	58	O	
	1995.04- 2005.05	MT		F	Convertible Engine 183A1.000/188A6.000	817004	Outer Joint		25	25	52	85	58	I	
	1995.04- 2005.05	MT		F	Convertible Engine 183A1.000/188A6.000	602005	Inner Joint			25		32			
BRAVA (182)															
1.2 16V (59 kW)	2000.10- 2001.10			F	Hatchback Engine 188A5.000	817008	Outer Joint		22	20	51	79.5	51.5	O	
1.2 16V (60 kW)	1998.12- 2002.12			F	Hatchback Engine 182B2.000	817008	Outer Joint		22	20	51	79.5	51.5	O	
	1998.12- 2002.12			F	Hatchback Engine 182B2.000	602005	Inner Joint			25		32			
1.4 (55 kW)	1995.10- 2001.10	MT/AT		F	Hatchback Engine 182A5.000	817039	Outer Joint	44T	22	20	46.8	75.5	52	O	
	1995.10- 2001.10	MT	R	F	Hatchback Engine 182A5.000	217025	Drive Shaft		22	22	46.8	75.5	913		
	1995.10- 2001.10	MT	L	F	Hatchback Engine 182A5.000	217114	Drive Shaft	44T	22	22	46.8	75.5	591		
	1995.10- 2001.10	MT	R	F	Hatchback Engine 182A5.000	217041	Drive Shaft	44T	22	22	46.8	75.5	913		
	1995.10- 2001.10	MT/AT		F	Hatchback Engine 182A5.000	817001	Outer Joint		22	20	46.8	75.5	52	O	





	 YEAR	TRANSM	L/R	F/R	REMARKS	GSP Ref.	 PRODUCT	 ABS	Technical Specifications									
									A	B	C	H	L	P				
FIAT BRAVA (182)																		
1.4 12V (59 kW)	1995.10- 1998.08	MT/AT		F	Hatchback Engine 182A3.000	817039	Outer Joint	44T	22	20	46.8	75.5	52	O				
	1995.10- 1998.08	MT	R	F	Hatchback Engine 182A3.000	217025	Drive Shaft		22	22	46.8	75.5	913					
	1995.10- 1998.08	MT	L	F	Hatchback Engine 182A3.000	217114	Drive Shaft	44T	22	22	46.8	75.5	591					
	1995.10- 1998.08	MT	R	F	Hatchback Engine 182A3.000	217041	Drive Shaft	44T	22	22	46.8	75.5	913					
	1995.10- 1998.08	MT/AT		F	Hatchback Engine 182A3.000	817001	Outer Joint		22	20	46.8	75.5	52	O				
1.6 16V (66 kW)	1995.10- 2001.10	MT/AT		F	Hatchback Engine 182A6.000	817021	Outer Joint		22	22	46.8	75.5	52	O				
	1995.10- 2001.10	MT/AT		F	Hatchback Engine 182A6.000	817022	Outer Joint	44T	22	22	46.8	75.5	52	O				
	1995.10- 2001.10			F	Hatchback Engine 182A6.000	817015	Outer Joint		22	22	51	79.5	54	O				
1.6 16V (76 kW)	1996.02- 2001.10	MT/AT		F	Hatchback Engine 182A4.000	817021	Outer Joint		22	22	46.8	75.5	52	O				
	1996.02- 2001.10	MT/AT		F	Hatchback Engine 182A4.000	817022	Outer Joint	44T	22	22	46.8	75.5	52	O				
	1996.02- 2001.10			F	Hatchback Engine 182A4.000	602005	Inner Joint			25		32						
	1996.02- 2001.10			F	Hatchback Engine 182A4.000	817015	Outer Joint		22	22	51	79.5	54	O				
1.8 GT 16V (83 kW)	1995.10- 2001.10	MT/AT		F	Hatchback Engine 182A2.000	817004	Outer Joint		25	25	52	85	58	I				
	1995.10- 2001.10	MT		F	Hatchback Engine 182A2.000	602005	Inner Joint			25		32						
1.9 D (48 kW)	1995.10- 2001.10	MT/AT		F	Hatchback Engine 160A7.000	817039	Outer Joint	44T	22	20	46.8	75.5	52	O				
	1995.10- 2001.10	MT/AT		F	Hatchback Engine 160A7.000	817001	Outer Joint		22	20	46.8	75.5	52	O				
1.9 JTD (74 kW)	2000.09- 2001.10	MT		F	Hatchback Engine 182B9.000	817042	Outer Joint		25	25	51	85	58	O				
	2000.09- 2001.10			F	Hatchback Engine 182B9.000	602005	Inner Joint			25		32						
1.9 JTD (77 kW)	1998.12- 2001.10	5MT		F	Hatchback Engine 182B4.000	817042	Outer Joint		25	25	51	85	58	O				
	1998.12- 2001.10	5MT		F	Hatchback Engine 182B4.000	602005	Inner Joint			25		32						
1.9 TD S (55 kW)	1996.03- 2001.10	MT/AT		F	Hatchback Engine 182A8.000	802006	Outer Joint	44T	25	25	52	85	58	O				
	1996.03- 2001.10			F	Hatchback Engine 182A8.000	817042	Outer Joint		25	25	51	85	58	O				
	1996.03- 2001.10	MT	L/R	F	Hatchback Engine 182A8.000	217038	Drive Shaft		25		52	85	452					
	1996.03- 2001.10	MT	L/R	F	Hatchback Engine 182A8.000	217001	Drive Shaft	44T	25		52	85	452					
	1996.03- 2001.10			F	Hatchback Engine 182A8.000	602005	Inner Joint			25		32						
1.9 TD S (74 kW)	1996.03- 2001.10	MT/AT		F	Hatchback Engine 182A7.000	802006	Outer Joint	44T	25	25	52	85	58	O				
	1996.03- 2001.10			F	Hatchback Engine 182A7.000	817042	Outer Joint		25	25	51	85	58	O				
	1996.03- 2001.10	MT	L/R	F	Hatchback Engine 182A7.000	217038	Drive Shaft		25		52	85	452					
	1996.03- 2001.10	MT	L/R	F	Hatchback Engine 182A7.000	217001	Drive Shaft	44T	25		52	85	452					
	1996.03- 2001.10			F	Hatchback Engine 182A7.000	602005	Inner Joint			25		32						
BRAVO I (182)																		
1.2 16V (59 kW)	2000.10- 2001.10			F	Hatchback Engine 188A5.000	817008	Outer Joint		22	20	51	79.5	51.5	O				
1.2 16V (60 kW)	1998.12- 2000.10			F	Hatchback Engine 182B2.000	817008	Outer Joint		22	20	51	79.5	51.5	O				
	1998.12- 2000.10			F	Hatchback Engine 182B2.000	602005	Inner Joint			25		32						
1.4 (55 kW)	1995.10- 2001.10	MT	R	F	Hatchback Engine 182A5.000	217025	Drive Shaft		22	22	46.8	75.5	913					
	1995.10- 2001.10	MT/AT		F	Hatchback Engine 182A5.000	817039	Outer Joint	44T	22	20	46.8	75.5	52	O				
	1995.10- 2001.10	MT	L	F	Hatchback Engine 182A5.000	217114	Drive Shaft	44T	22	22	46.8	75.5	591					
	1995.10- 2001.10	MT	R	F	Hatchback Engine 182A5.000	217041	Drive Shaft	44T	22	22	46.8	75.5	913					
	1995.10- 2001.10	MT/AT		F	Hatchback Engine 182A5.000	817001	Outer Joint		22	20	46.8	75.5	52	O				
1.4 (59 kW)	1995.10- 2001.10	MT	R	F	Hatchback Engine 182A3.000	217025	Drive Shaft		22	22	46.8	75.5	913					
	1995.10- 2001.10	MT/AT		F	Hatchback Engine 182A3.000	817039	Outer Joint	44T	22	20	46.8	75.5	52	O				
	1995.10- 2001.10	MT	L	F	Hatchback Engine 182A3.000	217114	Drive Shaft	44T	22	22	46.8	75.5	591					
	1995.10- 2001.10	MT	R	F	Hatchback Engine 182A3.000	217041	Drive Shaft	44T	22	22	46.8	75.5	913					
	1995.10- 2001.10	MT/AT		F	Hatchback Engine 182A3.000	817001	Outer Joint		22	20	46.8	75.5	52	O				
1.6 16V (66 kW)	1995.10- 2001.10	MT/AT		F	Hatchback Engine 182A6.000	817021	Outer Joint		22	22	46.8	75.5	52	O				
	1995.10- 2001.10	MT/AT		F	Hatchback Engine 182A6.000	817022	Outer Joint	44T	22	22	46.8	75.5	52	O				
	1995.10- 2001.10			F	Hatchback Engine 182A6.000	817015	Outer Joint		22	22	51	79.5	54	O				
1.6 16V (76 kW)	1996.03- 2001.10	MT/AT		F	Hatchback Engine 182A4.000	817021	Outer Joint		22	22	46.8	75.5	52	O				
	1996.03- 2001.10	MT/AT		F	Hatchback Engine 182A4.000	817022	Outer Joint	44T	22	22	46.8	75.5	52	O				
	1996.03- 2001.10			F	Hatchback Engine 182A4.000	602005	Inner Joint			25		32						
	1996.03- 2001.10			F	Hatchback Engine 182A4.000	817015	Outer Joint		22	22	51	79.5	54	O				
1.8 GT (83 kW)	1995.10- 2001.10	MT/AT		F	Hatchback Engine 182A2.000	817004	Outer Joint		25	25	52	85	58	I				
	1995.10- 2001.10	MT		F	Hatchback Engine 182A2.000	602005	Inner Joint			25		32						
1.9 D (48 kW)	1995.10- 2001.10	MT/AT		F	Hatchback Engine 160A7.000	817039	Outer Joint	44T	22	20	46.8	75.5	52	O				
	1995.10- 2001.10	MT/AT		F	Hatchback Engine 160A7.000	817001	Outer Joint		22	20	46.8	75.5	52	O				
1.9 JTD (74 kW)	2000.09- 2001.10	MT		F	Hatchback Engine 182B9.000	817042	Outer Joint		25	25	51	85	58	O				
	2000.09- 2001.10	MT	L/R	F	Hatchback Engine 182B9.000	217038	Drive Shaft		25		52	85	452					
	2000.09- 2001.10	MT	L/R	F	Hatchback Engine 182B9.000	217001	Drive Shaft	44T	25		52	85	452					
	2000.09- 2001.10			F	Hatchback Engine 182B9.000	602005	Inner Joint			25		32						
1.9 JTD (77 kW)	1998.12- 2001.10	5MT		F	Hatchback Engine 182B4.000	817042	Outer Joint		25	25	51	85	58	O				
	1998.12- 2001.10	5MT		F	Hatchback Engine 182B4.000	602005	Inner Joint			25		32						





	 YEAR	TRANSM	L/R	F/R	REMARKS	GSP Ref.	 PRODUCT	 ABS	Technical Specifications								
									A	B	C	H	L	P			
FIAT																	
BRAVO I (182)																	
1.9 TD S (55 kW)	1996.03- 2001.10	MT/AT		F	Hatchback Engine 182A8.000	802006	Outer Joint	44T	25	25	52	85	58	O			
	1996.03- 2001.10			F	Hatchback Engine 182A8.000	817042	Outer Joint		25	25	51	85	58	O			
	1996.03- 2001.10	MT	L/R	F	Hatchback Engine 182A8.000	217038	Drive Shaft		25		52	85	452				
	1996.03- 2001.10	MT	L/R	F	Hatchback Engine 182A8.000	217001	Drive Shaft	44T	25		52	85	452				
	1996.03- 2001.10			F	Hatchback Engine 182A8.000	602005	Inner Joint			25		32					
1.9 TD S (74 kW)	1996.03- 2001.10	MT/AT		F	Hatchback Engine 182A7.000	802006	Outer Joint	44T	25	25	52	85	58	O			
	1996.03- 2001.10			F	Hatchback Engine 182A7.000	817042	Outer Joint		25	25	51	85	58	O			
	1996.03- 2001.10	MT	L/R	F	Hatchback Engine 182A7.000	217038	Drive Shaft		25		52	85	452				
	1996.03- 2001.10	MT	L/R	F	Hatchback Engine 182A7.000	217001	Drive Shaft	44T	25		52	85	452				
	1996.03- 2001.10			F	Hatchback Engine 182A7.000	602005	Inner Joint			25		32					
2.0 HGT 20V (108 kW)	1995.10- 1998.07	MT/AT		F	Hatchback Engine 182A1.000	802008	Outer Joint		25	25	59	85	58	O			
	1995.10- 1998.07	MT/AT		F	Hatchback Engine 182A1.000	817032	Outer Joint	44T	25	25	59	85	58	O			
	1995.10- 1998.07			F	Hatchback Engine 182A1.000	602005	Inner Joint			25		32					
2.0 HGT 20V (113 kW)	1998.07- 2001.10	MT		F	Hatchback Engine 182B7.000	817004	Outer Joint		25	25	52	85	58	I			
BRAVO II (198)																	
1.4 (66 kW)	2007.05-			F	Hatchback Engine 192B2.000	817026	Outer Joint		25	22	51	84	57	M			
1.4 T-Jet (110 kW)	2007.05-			F	Hatchback Engine 198A1.000	817030	Outer Joint		25	26	51	84.5	64.5	M			
1.4 T-Jet (88 kW)	2007.10-			F	Hatchback Engine 198A4.000	817030	Outer Joint		25	26	51	84.5	64.5	M			
1.6 D Multijet (77 kW)	2008.03-			F	Hatchback Engine 198A3.000	817030	Outer Joint		25	26	51	84.5	64.5	M			
1.6 D Multijet (88 kW)	2008.03-			F	Hatchback Engine 198A2.000	817030	Outer Joint		25	26	51	84.5	64.5	M			
1.9 D Multijet (88 kW)	2007.04-			F	Hatchback Engine 192A8.000	817030	Outer Joint		25	26	51	84.5	64.5	M			
CAMPAGNOLA																	
2.0 (59 kW)	1974.06- 1989.10				All-wheel Drive Closed Off-Road Vehicle Engine 6132AZ2.000	618070	Inner Joint			25		32					
CINQUECENTO (170)																	
0.7 (23 kW)	1991.12- 1996.01	MT		F	Hatchback Engine 170A.000	817010	Outer Joint		22	20	46.8	75.5	48	O			
0.7 i (22 kW)	1994.07- 1998.01	MT		F	Hatchback Engine 170A.046	817010	Outer Joint		22	20	46.8	75.5	48	O			
0.9 (30 kW)	1991.07- 1993.12	MT		F	Hatchback Engine 170A1.000	817010	Outer Joint		22	20	46.8	75.5	48	O			
0.9 i.e. (30 kW)	1991.07- 1993.12	MT		F	Hatchback Engine 170A1.046	817010	Outer Joint		22	20	46.8	75.5	48	O			
0.9 i.e. S (29 kW)	1991.07- 1999.07	MT		F	Hatchback Engine 1170A1.000/1170A1.046	817010	Outer Joint		22	20	46.8	75.5	48	O			
1.1 Sporting (40 kW)	1994.10- 1998.01	MT		F	Hatchback Engine 176B2.000	817010	Outer Joint		22	20	46.8	75.5	48	O			
COUPE (FA/175)																	
1.8 16V (96 kW)	1996.03- 2000.08	MT		F	Coupe Engine 183A1.000	802006	Outer Joint	44T	25	25	52	85	58	O			
	1996.03- 2000.08			F	Coupe Engine 183A1.000	602005	Inner Joint			25		32					
	1996.03- 2000.08	MT		F	Coupe Engine 183A1.000	802003	Outer Joint		25	25	52	85	58	O			
2.0 16V (102 kW)	1993.11- 1996.08			F	Coupe Engine 836A3.000	618070	Inner Joint			25		32					
	1993.11- 1996.08	MT		F	Coupe Engine 836A3.000	817004	Outer Joint		25	25	52	85	58	I			
	1993.11- 1996.08			F	Coupe Engine 836A3.000	802004	Outer Joint	44T	25	25	52	85	58	I			
2.0 16V Turbo (140 kW)	1993.11- 1996.08	MT		F	Coupe Engine 175A1.000	802009	Outer Joint	44T	25	28	56	85	63.5	O			
	1993.11- 1996.08			F	Coupe Engine 175A1.000	618070	Inner Joint			25		32					
2.0 20V (108 kW)	1996.08- 1998.04	MT		F	Coupe Engine 182A1.000	802006	Outer Joint	44T	25	25	52	85	58	O			
	1996.08- 1998.04			F	Coupe Engine 182A1.000	602005	Inner Joint			25		32					
	1996.08- 1998.04	MT		F	Coupe Engine 182A1.000	802003	Outer Joint		25	25	52	85	58	O			
2.0 20V (113 kW)	1998.04- 2000.08	MT		F	Coupe Engine 182B3.000	802006	Outer Joint	44T	25	25	52	85	58	O			
	1998.04- 2000.08	MT		F	Coupe Engine 182B3.000	602005	Inner Joint			25		32					
2.0 20V Turbo (162 kW)	1996.08- 2000.08	MT		F	Coupe Engine 175A3.000	802009	Outer Joint	44T	25	28	56	85	63.5	O			
	1996.08- 2000.08			F	Coupe Engine 175A3.000	618070	Inner Joint			25		32					
CROMA (154)																	
1.6 (61 kW)	1985.12- 1990.12			F	Hatchback Engine 154A.048	618070	Inner Joint			25		32					
	1985.12- 1990.12	MT		F	Hatchback Engine 154A.048	817003	Outer Joint	90T	25	25	54.5	77	58	I			
	1985.12- 1990.12	MT		F	Hatchback Engine 154A.048	648004	Inner Joint			25		32					
	1985.12- 1990.12	MT		F	Hatchback Engine 154A.048	817002	Outer Joint		25	25	54.5	77	58	I			
1.9 Turbo D i.D. (66 kW)	1989.05- 1992.10			F	Hatchback Engine 154C6.000	618070	Inner Joint			25		32					
	1989.05- 1992.10			F	Hatchback Engine 154C6.000	802004	Outer Joint	44T	25	25	52	85	58	I			
	1989.05- 1992.10	MT		F	Hatchback Engine 154C6.000	817004	Outer Joint		25	25	52	85	58	I			
	1989.05- 1992.10	MT		F	Hatchback Engine 154C6.000	817003	Outer Joint	90T	25	25	54.5	77	58	I			
	1989.05- 1992.10	MT		F	Hatchback Engine 154C6.000	648004	Inner Joint			25		32					
	1989.05- 1992.10			F	Hatchback Engine 154C6.000	817018	Outer Joint	90T	25	25	52	85	58	I			
	1989.05- 1992.10	MT		F	Hatchback Engine 154C6.000	817002	Outer Joint		25	25	54.5	77	58	I			
2.0 16V (101 kW)	1992.08- 1996.08	MT		F	Hatchback Engine 154E1.000	817004	Outer Joint		25	25	52	85	58	I			
2.0 CHT (66 kW)	1985.12- 1989.02			F	Hatchback Engine 154A1.000	618070	Inner Joint			25		32					
	1985.12- 1989.02	MT		F	Hatchback Engine 154A1.000	817003	Outer Joint	90T	25	25	54.5	77	58	I			
	1985.12- 1989.02	MT		F	Hatchback Engine 154A1.000	648004	Inner Joint			25		32					





	 YEAR	TRANSM	L/R	F/R	REMARKS	GSP Ref.	 PRODUCT	 ABS	Technical Specifications									
									A	B	C	H	L	P				
FIAT CROMA (154)																		
2.0 CHT (66 kW)	1985.12- 1989.02	MT		F	Hatchback Engine 154A1.000	817002	Outer Joint		25	25	54.5	77	58	I				
2.0 CHT (74 kW)	1991.01- 1992.09			F	Hatchback	618070	Inner Joint			25		32						
	1991.01- 1992.09			F	Hatchback	802004	Outer Joint	44T	25	25	52	85	58	I				
	1991.01- 1992.09	MT		F	Hatchback	817004	Outer Joint		25	25	52	85	58	I				
	1991.01- 1992.09	MT		F	Hatchback	817003	Outer Joint	90T	25	25	54.5	77	58	I				
	1991.01- 1992.09	MT		F	Hatchback	648004	Inner Joint			25		32						
	1991.01- 1992.09			F	Hatchback	817018	Outer Joint	90T	25	25	52	85	58	I				
	1991.01- 1992.09	MT		F	Hatchback	817002	Outer Joint		25	25	54.5	77	58	I				
2.0 i.e. (83 kW)	1986.03- 1990.09	MT		F	Hatchback Engine 834B.048	817004	Outer Joint		25	25	52	85	58	I				
	1986.03- 1990.09	MT		F	Hatchback Engine 834B.048	817003	Outer Joint	90T	25	25	54.5	77	58	I				
	1986.03- 1990.09	MT		F	Hatchback Engine 834B.048	648004	Inner Joint			25		32						
	1986.03- 1990.09	MT		F	Hatchback Engine 834B.048	817002	Outer Joint		25	25	54.5	77	58	I				
2.0 i.e. (85 kW)	1987.10- 1996.08			F	Hatchback Engine 154C3.046/834B.146	618070	Inner Joint			25		32						
	1987.10- 1996.08	MT		F	Hatchback Engine 154C3.046/834B.146	817033	Outer Joint		27	25	56	85	58	I				
	1987.10- 1996.08			F	Hatchback Engine 154C3.046/834B.146	817013	Outer Joint	44T	27	25	56	85	58	I				
	1987.10- 1996.08			F	Hatchback Engine 154C3.046/834B.146	802004	Outer Joint	44T	25	25	52	85	58	I				
	1987.10- 1996.08	MT		F	Hatchback Engine 154C3.046/834B.146	817004	Outer Joint		25	25	52	85	58	I				
	1987.10- 1996.08	MT		F	Hatchback Engine 154C3.046/834B.146	817003	Outer Joint	90T	25	25	54.5	77	58	I				
	1987.10- 1996.08	MT		F	Hatchback Engine 154C3.046/834B.146	648004	Inner Joint			25		32						
	1987.10- 1996.08			F	Hatchback Engine 154C3.046/834B.146	817018	Outer Joint	90T	25	25	52	85	58	I				
2.0 i.e. (88 kW)	1987.03- 1992.09			F	Hatchback Engine 154C3.000/834B.000	618070	Inner Joint			25		32						
	1987.03- 1992.09			F	Hatchback Engine 154C3.000/834B.000	802004	Outer Joint	44T	25	25	52	85	58	I				
	1987.03- 1992.09	MT		F	Hatchback Engine 154C3.000/834B.000	817004	Outer Joint		25	25	52	85	58	I				
	1987.03- 1992.09	MT		F	Hatchback Engine 154C3.000/834B.000	817003	Outer Joint	90T	25	25	54.5	77	58	I				
	1987.03- 1992.09	MT		F	Hatchback Engine 154C3.000/834B.000	648004	Inner Joint			25		32						
	1987.03- 1992.09			F	Hatchback Engine 154C3.000/834B.000	817018	Outer Joint	90T	25	25	52	85	58	I				
	1987.03- 1992.09	MT		F	Hatchback Engine 154C3.000/834B.000	817002	Outer Joint		25	25	54.5	77	58	I				
2.0 i.e. Turbo (110 kW)	1987.06- 1996.08			F	Hatchback Engine 154C4.046/834C.146	618070	Inner Joint			25		32						
	1987.06- 1996.08	MT		F	Hatchback Engine 154C4.046/834C.146	817033	Outer Joint		27	25	56	85	58	I				
	1987.06- 1996.08			F	Hatchback Engine 154C4.046/834C.146	817013	Outer Joint	44T	27	25	56	85	58	I				
	1987.06- 1996.08			F	Hatchback Engine 154C4.046/834C.146	802004	Outer Joint	44T	25	25	52	85	58	I				
	1987.06- 1996.08	MT		F	Hatchback Engine 154C4.046/834C.146	817004	Outer Joint		25	25	52	85	58	I				
	1987.06- 1996.08	MT		F	Hatchback Engine 154C4.046/834C.146	817003	Outer Joint	90T	25	25	54.5	77	58	I				
	1987.06- 1996.08	MT		F	Hatchback Engine 154C4.046/834C.146	648004	Inner Joint			25		32						
	1987.06- 1996.08			F	Hatchback Engine 154C4.046/834C.146	817018	Outer Joint	90T	25	25	52	85	58	I				
2.0 i.e. Turbo (111 kW)	1986.11- 1988.11			F	Hatchback Engine 834C.146	618070	Inner Joint			25		32						
	1986.11- 1988.11			F	Hatchback Engine 834C.146	802004	Outer Joint	44T	25	25	52	85	58	I				
	1986.11- 1988.11	MT		F	Hatchback Engine 834C.146	817004	Outer Joint		25	25	52	85	58	I				
	1986.11- 1988.11	MT		F	Hatchback Engine 834C.146	817003	Outer Joint	90T	25	25	54.5	77	58	I				
	1986.11- 1988.11	MT		F	Hatchback Engine 834C.146	648004	Inner Joint			25		32						
	1986.11- 1988.11			F	Hatchback Engine 834C.146	817018	Outer Joint	90T	25	25	52	85	58	I				
	1986.11- 1988.11	MT		F	Hatchback Engine 834C.146	817002	Outer Joint		25	25	54.5	77	58	I				
2.0 i.e. Turbo (114 kW)	1985.12- 1990.06			F	Hatchback Engine 154A2.000	618070	Inner Joint			25		32						
	1985.12- 1990.06			F	Hatchback Engine 154A2.000	802004	Outer Joint	44T	25	25	52	85	58	I				
	1985.12- 1990.06	MT		F	Hatchback Engine 154A2.000	817004	Outer Joint		25	25	52	85	58	I				
	1985.12- 1990.06	MT		F	Hatchback Engine 154A2.000	817003	Outer Joint	90T	25	25	54.5	77	58	I				
	1985.12- 1990.06	MT		F	Hatchback Engine 154A2.000	648004	Inner Joint			25		32						
	1985.12- 1990.06			F	Hatchback Engine 154A2.000	817018	Outer Joint	90T	25	25	52	85	58	I				
	1985.12- 1990.06	MT		F	Hatchback Engine 154A2.000	817002	Outer Joint		25	25	54.5	77	58	I				
2.0 Turbo D i.D. (69 kW)	1992.11- 1996.12			F	Hatchback Engine 154D1.000	618070	Inner Joint			25		32						
	1992.11- 1996.12	MT		F	Hatchback Engine 154D1.000	817033	Outer Joint		27	25	56	85	58	I				
	1992.11- 1996.12			F	Hatchback Engine 154D1.000	817013	Outer Joint	44T	27	25	56	85	58	I				
	1992.11- 1996.12			F	Hatchback Engine 154D1.000	802004	Outer Joint	44T	25	25	52	85	58	I				
	1992.11- 1996.12			F	Hatchback Engine 154D1.000	817018	Outer Joint	90T	25	25	52	85	58	I				
2.5 D (55 kW)	1985.12- 1989.12			F	Hatchback Engine 8144.67	618070	Inner Joint			25		32						
	1985.12- 1989.12			F	Hatchback Engine 8144.67	802004	Outer Joint	44T	25	25	52	85	58	I				
	1985.12- 1989.12	MT		F	Hatchback Engine 8144.67	817004	Outer Joint		25	25	52	85	58	I				
	1985.12- 1989.12	MT		F	Hatchback Engine 8144.67	817003	Outer Joint	90T	25	25	54.5	77	58	I				
	1985.12- 1989.12	MT		F	Hatchback Engine 8144.67	648004	Inner Joint			25		32						
	1985.12- 1989.12			F	Hatchback Engine 8144.67	817018	Outer Joint	90T	25	25	52	85	58	I				





	 YEAR	TRANSM	L/R	F/R	REMARKS	GSP Ref.	 PRODUCT	 ABS	Technical Specifications							
									A	B	C	H	L	P		
FIAT CROMA (154)																
2.5 D (55 kW)	1985.12- 1989.12	MT		F	Hatchback Engine 8144.67	817002	Outer Joint		25	25	54.5	77	58	I		
2.5 TD (74 kW)	1985.12- 1989.08			F	Hatchback Engine 8144.91.2000	618070	Inner Joint			25		32				
	1985.12- 1989.08			F	Hatchback Engine 8144.91.2000	802004	Outer Joint	44T	25	25	52	85	58	I		
	1985.12- 1989.08	MT		F	Hatchback Engine 8144.91.2000	817004	Outer Joint		25	25	52	85	58	I		
	1985.12- 1989.08	MT		F	Hatchback Engine 8144.91.2000	817003	Outer Joint	90T	25	25	54.5	77	58	I		
	1985.12- 1989.08	MT		F	Hatchback Engine 8144.91.2000	648004	Inner Joint			25		32				
	1985.12- 1989.08			F	Hatchback Engine 8144.91.2000	817018	Outer Joint	90T	25	25	52	85	58	I		
2.5 TD (85 kW)	1985.12- 1989.08	MT		F	Hatchback Engine 8144.91.2000	817002	Outer Joint		25	25	54.5	77	58	I		
	1989.05- 1996.08			F	Hatchback Engine 8144.97.2400/8144.97Y/8144.97	618070	Inner Joint			25		32				
	1989.05- 1996.08	MT		F	Hatchback Engine 8144.97.2400/8144.97Y/8144.97	817033	Outer Joint		27	25	56	85	58	I		
	1989.05- 1996.08			F	Hatchback Engine 8144.97.2400/8144.97Y/8144.97	817013	Outer Joint	44T	27	25	56	85	58	I		
	1989.05- 1996.08			F	Hatchback Engine 8144.97.2400/8144.97Y/8144.97	802004	Outer Joint	44T	25	25	52	85	58	I		
	1989.05- 1996.08	MT		F	Hatchback Engine 8144.97.2400/8144.97Y/8144.97	817004	Outer Joint		25	25	52	85	58	I		
	1989.05- 1996.08	MT		F	Hatchback Engine 8144.97.2400/8144.97Y/8144.97	817003	Outer Joint	90T	25	25	54.5	77	58	I		
	1989.05- 1996.08	MT		F	Hatchback Engine 8144.97.2400/8144.97Y/8144.97	648004	Inner Joint			25		32				
2.5 TDE (77 kW)	1989.05- 1996.08			F	Hatchback Engine 8144.97.2400/8144.97Y/8144.97	817018	Outer Joint	90T	25	25	52	85	58	I		
	1989.05- 1996.08	MT		F	Hatchback Engine 8144.97.2400/8144.97Y/8144.97	817002	Outer Joint		25	25	54.5	77	58	I		
	1991.12- 1996.08	MT		F	Hatchback Engine 8144.97S	817002	Outer Joint		25	25	54.5	77	58	I		
	1991.12- 1996.08	MT		F	Hatchback Engine 8144.97S	817004	Outer Joint		25	25	52	85	58	I		
2.5 V6 (119 kW)	1991.12- 1996.08	MT		F	Hatchback Engine 8144.97S	817003	Outer Joint	90T	25	25	54.5	77	58	I		
	1991.12- 1996.08	MT		F	Hatchback Engine 8144.97S	817003	Outer Joint	90T	25	25	54.5	77	58	I		
	1991.12- 1996.08	MT		F	Hatchback Engine 8144.97S	648004	Inner Joint			25		32				
2.5 V6 (119 kW)	1993.06- 1996.08			F	Hatchback Engine 834G.000	618070	Inner Joint			25		32				
	1993.06- 1996.08	MT		F	Hatchback Engine 834G.000	817033	Outer Joint		27	25	56	85	58	I		
	1993.06- 1996.08			F	Hatchback Engine 834G.000	817013	Outer Joint	44T	27	25	56	85	58	I		
CROMA (194)																
1.8 16V (103 kW)	2006.02-			F	Estate Engine 939A4.000	817007	Outer Joint		30	25	52.5	105	62	O		
1.9 D Multijet (110 kW)	2005.08-	MT		F	Estate Engine 939A2.000	817051	Outer Joint		30	26	53.8	94.5	65.5	M		
1.9 D Multijet (88 kW)	2005.08-	MT		F	Estate Engine 939A1.000	817051	Outer Joint		30	26	53.8	94.5	65.5	M		
2.2 16V (108 kW)	2005.08-			F	Estate Engine 194A1.000	817007	Outer Joint		30	25	52.5	105	62	O		
2.4 D Multijet (147 kW)	2005.08-	MT		F	Estate Engine 939A3.000	817051	Outer Joint		30	26	53.8	94.5	65.5	M		
DOBLO																
1.3 MJT	2005-		R	F		217014	Drive Shaft		25	35.6	51	90	524			
	2005-			F		699008	Inner Joint		24	24	29.7	86.5	93			
	2005-		L	F		217013	Drive Shaft		25	35.6	51	90	501			
1.8 8V						617018	Inner Joint			25		32				
	2002- 2006					217031	Drive Shaft						336			
1.9 JTD	2001-		R	F		217014	Drive Shaft		25	35.6	51	90	524			
	2001-		L	F		217013	Drive Shaft		25	35.6	51	90	501			
	2005-			F		699008	Inner Joint		24	24	29.7	86.5	93			
DOBLO (119)																
1.2 (48 kW)	2001.03-	MT	L	F	MPV Engine 223A5.000	241006	Drive Shaft		22	31.95	51	89.5	618			
	2001.03-			F	MPV Engine 223A5.000	802018	Outer Joint		22	22	51	89.5	57	M		
1.3 D Multijet (62 kW)	2005.10-		L	F	MPV Engine 223A9.000	217017	Drive Shaft		25	24	51	90	611			
	2005.10-		R	F	MPV Engine 223A9.000	217019	Drive Shaft		25	24	51	90	928			
	2005.10-			F	MPV Engine 223A9.000	802018	Outer Joint		22	22	51	89.5	57	M		
1.4 (57 kW)	2005.12-		F	MPV Engine 350A1.000	802018	Outer Joint		22	22	51	89.5	57	M			
1.6 16V (76 kW)	2001.10-		F	MPV Engine 182B6.000	802018	Outer Joint		22	22	51	89.5	57	M			
1.6 Natural Power (76 kW)	2002.09-		F	MPV Engine 182B6.000	802018	Outer Joint		22	22	51	89.5	57	M			
1.9 D (46 kW)	2001.03-	MT	L	F	MPV Engine 223A6.000	241006	Drive Shaft		22	31.95	51	89.5	618			
	2001.03-	MT	R	F	MPV Engine 223A6.000	241007	Drive Shaft		22	31.95	51	89.5	932			
	2001.03-			F	MPV Engine 223A6.000	802018	Outer Joint		22	22	51	89.5	57	M		
1.9 D Multijet (88 kW)	2005.12-		L	F	MPV Engine 186A9.000	217017	Drive Shaft		25	24	51	90	611			
	2005.12-		R	F	MPV Engine 186A9.000	217019	Drive Shaft		25	24	51	90	928			
	2005.12-			F	MPV Engine 186A9.000	817031	Outer Joint		25	24	51	90	62	M		
1.9 JTD (74 kW)	2001.10-		L	F	MPV Engine 182B9.000/223B2.000	217017	Drive Shaft		25	24	51	90	611			
	2001.10-		R	F	MPV Engine 182B9.000/223B2.000	217019	Drive Shaft		25	24	51	90	928			
	2001.10-			F	MPV Engine 182B9.000/223B2.000	817031	Outer Joint		25	24	51	90	62	M		
1.9 JTD (77 kW)	2004.11- 2005.11		L	F	MPV Engine 223A7.000/223B1.000	217017	Drive Shaft		25	24	51	90	611			
	2004.11- 2005.11		R	F	MPV Engine 223A7.000/223B1.000	217019	Drive Shaft		25	24	51	90	928			
	2004.11- 2005.11			F	MPV Engine 223A7.000/223B1.000	817031	Outer Joint		25	24	51	90	62	M		
DOBLO (152, 263)																
1.6 D Multijet (77 kW)	2010.02-			F	MPV Engine 198A3.000	817030	Outer Joint		25	26	51	84.5	64.5	M		





	 YEAR	TRANSM	L/R	F/R	REMARKS	GSP Ref.	 PRODUCT	 ABS	Technical Specifications									
									A	B	C	H	L	P				
FIAT																		
DOBLO (263)																		
1.6 D Multijet (74 kW)	2010.02-	MT		F	BoxBody/Estate Engine 263A3.000	817030	Outer Joint		25	26	51	84.5	64.5	M				
DOBLO ADVENTURE																		
1.8 8V						617018	Inner Joint			25		32						
DOBLO CARGO (223)																		
1.2 (48 kW)	2001.03-	MT	L	F	Box Engine 223A5.000	241006	Drive Shaft		22	31.95	51	89.5	618					
	2001.03-			F	Box Engine 223A5.000	802018	Outer Joint		22	22	51	89.5	57	M				
1.3 D Multijet (55 kW)	2005.10- 2010.01		L	F	Box Engine 199A2.000	217017	Drive Shaft		25	24	51	90	611					
	2005.10- 2010.01		R	F	Box Engine 199A2.000	217019	Drive Shaft		25	24	51	90	928					
	2005.10- 2010.01			F	Box Engine 199A2.000	802018	Outer Joint		22	22	51	89.5	57	M				
1.3 JTD 16V (51 kW)	2004.02- 2006.01		L	F	Box Engine 188A9.000/188A8.000	217017	Drive Shaft		25	24	51	90	611					
	2004.02- 2006.01		R	F	Box Engine 188A9.000/188A8.000	217019	Drive Shaft		25	24	51	90	928					
	2004.02- 2006.01			F	Box Engine 188A9.000/188A8.000	817031	Outer Joint		25	24	51	90	62	M				
1.4 (57 kW)	2005.10-			F	Box Engine 350A1.000	802018	Outer Joint		22	22	51	89.5	57	M				
1.6 16V (76 kW)	2001.10-			F	Box Engine 182B6.000	802018	Outer Joint		22	22	51	89.5	57	M				
1.6 Natural Power (76 kW)	2002.09-			F	Box Engine 182B6.000	802018	Outer Joint		22	22	51	89.5	57	M				
1.9 D (46 kW)	2001.03-	MT	L	F	Box Engine 223A6.000	241006	Drive Shaft		22	31.95	51	89.5	618					
	2001.03-	MT	R	F	Box Engine 223A6.000	241007	Drive Shaft		22	31.95	51	89.5	932					
	2001.03-			F	Box Engine 223A6.000	802018	Outer Joint		22	22	51	89.5	57	M				
1.9 JTD (74 kW)	2001.10-		L	F	Box Engine 182B9.000	217017	Drive Shaft		25	24	51	90	611					
	2001.10-		R	F	Box Engine 182B9.000	217019	Drive Shaft		25	24	51	90	928					
	2001.10-			F	Box Engine 182B9.000	817031	Outer Joint		25	24	51	90	62	M				
1.9 JTD (77 kW)	2003.07-		L	F	Box Engine 223A7.000/223B1.000	217017	Drive Shaft		25	24	51	90	611					
	2003.07-		R	F	Box Engine 223A7.000/223B1.000	217019	Drive Shaft		25	24	51	90	928					
	2003.07-			F	Box Engine 223A7.000/223B1.000	817031	Outer Joint		25	24	51	90	62	M				
DUCATO (230)																		
1.9 D (50 kW)	1998.04- 2002.04	MT	L	F	Bus Engine D9B/D9B(XUD9A)/DJY	210067	Drive Shaft		35	41	70	117	762					
	1998.04- 2002.04	MT	L	F	Platform/Chassis Engine DJY	210067	Drive Shaft		35	41	70	117	762					
	1998.04- 2002.04	MT	R	F	Bus Engine D9B/D9B(XUD9A)/DJY	210104	Drive Shaft	54T	28	37	63	112.5	1072					
	1998.04- 2002.04	MT	R	F	Platform/Chassis Engine DJY	210104	Drive Shaft	54T	28	37	63	112.5	1072					
	1998.04- 2002.04	MT		F	Bus Engine D9B/D9B(XUD9A)/DJY	810013	Outer Joint	54T	28	39	63	112.5	63	I				
	1998.04- 2002.04	MT		F	Platform/Chassis Engine DJY	810013	Outer Joint	54T	28	39	63	112.5	63	I				
	1998.04- 2002.04	MT	L	F	Bus Engine D9B/D9B(XUD9A)/DJY	210035	Drive Shaft	54T	28	41	63	112.5	757.5					
	1998.04- 2002.04	MT	L	F	Platform/Chassis Engine DJY	210035	Drive Shaft	54T	28	41	63	112.5	757.5					
	1998.04- 2002.04	MT	R	F	Bus Engine D9B/D9B(XUD9A)/DJY	210032	Drive Shaft	54T	35	41	70	117	1085					
	1998.04- 2002.04	MT	R	F	Platform/Chassis Engine DJY	210032	Drive Shaft	54T	35	41	70	117	1085					
	1998.04- 2002.04	MT	R	F	Bus Engine D9B/D9B(XUD9A)/DJY	210069	Drive Shaft		28	37	63	112.5	1072					
	1998.04- 2002.04	MT	R	F	Platform/Chassis Engine DJY	210069	Drive Shaft		28	37	63	112.5	1072					
	1998.04- 2002.04	MT		F	Bus Engine D9B/D9B(XUD9A)/DJY	810050	Outer Joint		35	45	70	117	73	I				
	1998.04- 2002.04	MT		F	Platform/Chassis Engine DJY	810050	Outer Joint		35	45	70	117	73	I				
	1998.04- 2002.04	MT	R	F	Bus Engine D9B/D9B(XUD9A)/DJY	210066	Drive Shaft		35	41	70	117	1085					
	1998.04- 2002.04	MT	R	F	Platform/Chassis Engine DJY	210066	Drive Shaft		35	41	70	117	1085					
	1998.04- 2002.04	MT	L	F	Bus Engine D9B/D9B(XUD9A)/DJY	210102	Drive Shaft		28	41	63	112.5	757.5					
	1998.04- 2002.04	MT	L	F	Platform/Chassis Engine DJY	210102	Drive Shaft		28	41	63	112.5	757.5					
	1998.04- 2002.04	MT	R	F	Bus Engine D9B/D9B(XUD9A)/DJY	210036	Drive Shaft	54T	28	41	63	112.5	1079					
	1998.04- 2002.04	MT	R	F	Platform/Chassis Engine DJY	210036	Drive Shaft	54T	28	41	63	112.5	1079					
	1998.04- 2002.04	MT		F	Bus Engine D9B/D9B(XUD9A)/DJY	810012	Outer Joint		28	39	63	112.5	63	I				
	1998.04- 2002.04	MT		F	Platform/Chassis Engine DJY	810012	Outer Joint		28	39	63	112.5	63	I				
	1998.04- 2002.04	MT	L	F	Bus Engine D9B/D9B(XUD9A)/DJY	210037	Drive Shaft	54T	28	37	63	112.5	771					
	1998.04- 2002.04	MT	L	F	Platform/Chassis Engine DJY	210037	Drive Shaft	54T	28	37	63	112.5	771					
	1998.04- 2002.04	MT	L	F	Bus Engine D9B/D9B(XUD9A)/DJY	210033	Drive Shaft	54T	35	41	70	117	762					
	1998.04- 2002.04	MT	L	F	Platform/Chassis Engine DJY	210033	Drive Shaft	54T	35	41	70	117	762					
	1998.04- 2002.04	MT	R	F	Bus Engine D9B/D9B(XUD9A)/DJY	210103	Drive Shaft		28	41	63	112.5	1079					
	1998.04- 2002.04	MT	R	F	Platform/Chassis Engine DJY	210103	Drive Shaft		28	41	63	112.5	1079					
	1998.04- 2002.04	MT		F	Bus Engine D9B/D9B(XUD9A)/DJY	810011	Outer Joint	54T	35	45	70	117	73	I				
	1998.04- 2002.04	MT		F	Platform/Chassis Engine DJY	810011	Outer Joint	54T	35	45	70	117	73	I				
	1998.04- 2002.04	MT	L	F	Bus Engine D9B/D9B(XUD9A)/DJY	210105	Drive Shaft		28	37	63	112.5	771					
	1998.04- 2002.04	MT	L	F	Platform/Chassis Engine DJY	210105	Drive Shaft		28	37	63	112.5	771					
1.9 D (51 kW)	1994.03- 2002.04	MT	L	F	Platform/Chassis Engine 230A2.000	210067	Drive Shaft		35	41	70	117	762					
	1994.03- 2002.04	MT	R	F	Platform/Chassis Engine 230A2.000	210104	Drive Shaft	54T	28	37	63	112.5	1072					
	1994.03- 2002.04	MT		F	Platform/Chassis Engine 230A2.000	810013	Outer Joint	54T	28	39	63	112.5	63	I				
	1994.03- 2002.04	MT	L	F	Platform/Chassis Engine 230A2.000	210035	Drive Shaft	54T	28	41	63	112.5	757.5					
	1994.03- 2002.04	MT	R	F	Platform/Chassis Engine 230A2.000	210032	Drive Shaft	54T	35	41	70	117	1085					





	 YEAR	TRANSM	L/R	F/R	REMARKS	GSP Ref.	 PRODUCT	 ABS	Technical Specifications										
									A	B	C	H	L	P					
FIAT																			
DUCATO (230)																			
1.9 D (51 kW)	1994.03- 2002.04	MT	R	F	Platform/Chassis Engine 230A2.000	210069	Drive Shaft		28	37	63	112.5	1072						
	1994.03- 2002.04	MT		F	Platform/Chassis Engine 230A2.000	810050	Outer Joint		35	45	70	117	73	I					
	1994.03- 2002.04	MT	R	F	Platform/Chassis Engine 230A2.000	210066	Drive Shaft		35	41	70	117	1085						
	1994.03- 2002.04	MT	L	F	Platform/Chassis Engine 230A2.000	210102	Drive Shaft		28	41	63	112.5	757.5						
	1994.03- 2002.04	MT	R	F	Platform/Chassis Engine 230A2.000	210036	Drive Shaft	54T	28	41	63	112.5	1079						
	1994.03- 2002.04	MT		F	Platform/Chassis Engine 230A2.000	810012	Outer Joint		28	39	63	112.5	63	I					
	1994.03- 2002.04	MT	L	F	Platform/Chassis Engine 230A2.000	210037	Drive Shaft	54T	28	37	63	112.5	771						
	1994.03- 2002.04	MT	L	F	Platform/Chassis Engine 230A2.000	210033	Drive Shaft	54T	35	41	70	117	762						
	1994.03- 2002.04	MT	R	F	Platform/Chassis Engine 230A2.000	210103	Drive Shaft		28	41	63	112.5	1079						
	1994.03- 2002.04	MT		F	Platform/Chassis Engine 230A2.000	810011	Outer Joint	54T	35	45	70	117	73	I					
1994.03- 2002.04	MT	L	F	Platform/Chassis Engine 230A2.000	210105	Drive Shaft		28	37	63	112.5	771							
1.9 D Combinato (51 kW)	1995.06- 2002.04	MT	L	F	Bus Engine 230A2.000	210067	Drive Shaft		35	41	70	117	762						
	1995.06- 2002.04	MT	R	F	Bus Engine 230A2.000	210104	Drive Shaft	54T	28	37	63	112.5	1072						
	1995.06- 2002.04	MT		F	Bus Engine 230A2.000	810013	Outer Joint	54T	28	39	63	112.5	63	I					
	1995.06- 2002.04	MT	L	F	Bus Engine 230A2.000	210035	Drive Shaft	54T	28	41	63	112.5	757.5						
	1995.06- 2002.04	MT	R	F	Bus Engine 230A2.000	210032	Drive Shaft	54T	35	41	70	117	1085						
	1995.06- 2002.04	MT	R	F	Bus Engine 230A2.000	210069	Drive Shaft		28	37	63	112.5	1072						
	1995.06- 2002.04	MT		F	Bus Engine 230A2.000	810050	Outer Joint		35	45	70	117	73	I					
	1995.06- 2002.04	MT	R	F	Bus Engine 230A2.000	210066	Drive Shaft		35	41	70	117	1085						
	1995.06- 2002.04	MT	L	F	Bus Engine 230A2.000	210102	Drive Shaft		28	41	63	112.5	757.5						
	1995.06- 2002.04	MT	R	F	Bus Engine 230A2.000	210036	Drive Shaft	54T	28	41	63	112.5	1079						
	1995.06- 2002.04	MT		F	Bus Engine 230A2.000	810012	Outer Joint		28	39	63	112.5	63	I					
	1995.06- 2002.04	MT	L	F	Bus Engine 230A2.000	210037	Drive Shaft	54T	28	37	63	112.5	771						
	1995.06- 2002.04	MT	L	F	Bus Engine 230A2.000	210033	Drive Shaft	54T	35	41	70	117	762						
	1995.06- 2002.04	MT	R	F	Bus Engine 230A2.000	210103	Drive Shaft		28	41	63	112.5	1079						
	1995.06- 2002.04	MT		F	Bus Engine 230A2.000	810011	Outer Joint	54T	35	45	70	117	73	I					
1995.06- 2002.04	MT	L	F	Bus Engine 230A2.000	210105	Drive Shaft		28	37	63	112.5	771							
1.9 TD (60 kW)	1994.03- 2002.04	MT	L	F	Platform/Chassis Engine 230A3.000	210067	Drive Shaft		35	41	70	117	762						
	1994.03- 2002.04	MT	R	F	Platform/Chassis Engine 230A3.000	210104	Drive Shaft	54T	28	37	63	112.5	1072						
	1994.03- 2002.04	MT		F	Platform/Chassis Engine 230A3.000	810013	Outer Joint	54T	28	39	63	112.5	63	I					
	1994.03- 2002.04	MT	L	F	Platform/Chassis Engine 230A3.000	210035	Drive Shaft	54T	28	41	63	112.5	757.5						
	1994.03- 2002.04	MT	R	F	Platform/Chassis Engine 230A3.000	210032	Drive Shaft	54T	35	41	70	117	1085						
	1994.03- 2002.04	MT	R	F	Platform/Chassis Engine 230A3.000	210069	Drive Shaft		28	37	63	112.5	1072						
	1994.03- 2002.04	MT		F	Platform/Chassis Engine 230A3.000	810050	Outer Joint		35	45	70	117	73	I					
	1994.03- 2002.04	MT	R	F	Platform/Chassis Engine 230A3.000	210066	Drive Shaft		35	41	70	117	1085						
	1994.03- 2002.04	MT	L	F	Platform/Chassis Engine 230A3.000	210102	Drive Shaft		28	41	63	112.5	757.5						
	1994.03- 2002.04	MT	R	F	Platform/Chassis Engine 230A3.000	210036	Drive Shaft	54T	28	41	63	112.5	1079						
	1994.03- 2002.04	MT		F	Platform/Chassis Engine 230A3.000	810012	Outer Joint		28	39	63	112.5	63	I					
	1994.03- 2002.04	MT	L	F	Platform/Chassis Engine 230A3.000	210037	Drive Shaft	54T	28	37	63	112.5	771						
	1994.03- 2002.04	MT	L	F	Platform/Chassis Engine 230A3.000	210033	Drive Shaft	54T	35	41	70	117	762						
	1994.03- 2002.04	MT	R	F	Platform/Chassis Engine 230A3.000	210103	Drive Shaft		28	41	63	112.5	1079						
	1994.03- 2002.04	MT		F	Platform/Chassis Engine 230A3.000	810011	Outer Joint	54T	35	45	70	117	73	I					
1994.03- 2002.04	MT	L	F	Platform/Chassis Engine 230A3.000	210105	Drive Shaft		28	37	63	112.5	771							
1.9 TD (66 kW)	1998.04- 2002.04	MT	L	F	Bus Engine DHX(XUD9TF/L)	210067	Drive Shaft		35	41	70	117	762						
	1998.04- 2002.04	MT	L	F	Platform/Chassis Engine DHX(XUD9TF/L)	210067	Drive Shaft		35	41	70	117	762						
	1998.04- 2002.04	MT	R	F	Bus Engine DHX(XUD9TF/L)	210104	Drive Shaft	54T	28	37	63	112.5	1072						
	1998.04- 2002.04	MT	R	F	Platform/Chassis Engine DHX(XUD9TF/L)	210104	Drive Shaft	54T	28	37	63	112.5	1072						
	1998.04- 2002.04	MT		F	Bus Engine DHX(XUD9TF/L)	810013	Outer Joint	54T	28	39	63	112.5	63	I					
	1998.04- 2002.04	MT		F	Platform/Chassis Engine DHX(XUD9TF/L)	810013	Outer Joint	54T	28	39	63	112.5	63	I					
	1998.04- 2002.04	MT	L	F	Bus Engine DHX(XUD9TF/L)	210035	Drive Shaft	54T	28	41	63	112.5	757.5						
	1998.04- 2002.04	MT	L	F	Platform/Chassis Engine DHX(XUD9TF/L)	210035	Drive Shaft	54T	28	41	63	112.5	757.5						
	1998.04- 2002.04	MT	R	F	Bus Engine DHX(XUD9TF/L)	210032	Drive Shaft	54T	35	41	70	117	1085						
	1998.04- 2002.04	MT	R	F	Platform/Chassis Engine DHX(XUD9TF/L)	210032	Drive Shaft	54T	35	41	70	117	1085						
	1998.04- 2002.04	MT	R	F	Bus Engine DHX(XUD9TF/L)	210069	Drive Shaft		28	37	63	112.5	1072						
	1998.04- 2002.04	MT	R	F	Platform/Chassis Engine DHX(XUD9TF/L)	210069	Drive Shaft		28	37	63	112.5	1072						
	1998.04- 2002.04	MT		F	Bus Engine DHX(XUD9TF/L)	810050	Outer Joint		35	45	70	117	73	I					
	1998.04- 2002.04	MT		F	Platform/Chassis Engine DHX(XUD9TF/L)	810050	Outer Joint		35	45	70	117	73	I					
	1998.04- 2002.04	MT	R	F	Bus Engine DHX(XUD9TF/L)	210066	Drive Shaft		35	41	70	117	1085						
	1998.04- 2002.04	MT	R	F	Platform/Chassis Engine DHX(XUD9TF/L)	210066	Drive Shaft		35	41	70	117	1085						
	1998.04- 2002.04	MT	L	F	Bus Engine DHX(XUD9TF/L)	210102	Drive Shaft		28	41	63	112.5	757.5						
	1998.04- 2002.04	MT	L	F	Platform/Chassis Engine DHX(XUD9TF/L)	210102	Drive Shaft		28	41	63	112.5	757.5						
1998.04- 2002.04	MT	R	F	Bus Engine DHX(XUD9TF/L)	210036	Drive Shaft	54T	28	41	63	112.5	1079							





	 YEAR	TRANSM	L/R	F/R	REMARKS	GSP Ref.	 PRODUCT	 ABS	Technical Specifications									
									A	B	C	H	L	P				
FIAT																		
DUCATO (230)																		
1.9 TD (66 kW)	1998.04- 2002.04	MT	R	F	Platform/Chassis Engine DHX(XUD9TF/L)	210036	Drive Shaft	54T	28	41	63	112.5	1079					
	1998.04- 2002.04	MT		F	Bus Engine DHX(XUD9TF/L)	810012	Outer Joint		28	39	63	112.5	63	I				
	1998.04- 2002.04	MT		F	Platform/Chassis Engine DHX(XUD9TF/L)	810012	Outer Joint		28	39	63	112.5	63	I				
	1998.04- 2002.04	MT	L	F	Bus Engine DHX(XUD9TF/L)	210037	Drive Shaft	54T	28	37	63	112.5	771					
	1998.04- 2002.04	MT	L	F	Platform/Chassis Engine DHX(XUD9TF/L)	210037	Drive Shaft	54T	28	37	63	112.5	771					
	1998.04- 2002.04	MT	L	F	Bus Engine DHX(XUD9TF/L)	210033	Drive Shaft	54T	35	41	70	117	762					
	1998.04- 2002.04	MT	L	F	Platform/Chassis Engine DHX(XUD9TF/L)	210033	Drive Shaft	54T	35	41	70	117	762					
	1998.04- 2002.04	MT	R	F	Bus Engine DHX(XUD9TF/L)	210103	Drive Shaft		28	41	63	112.5	1079					
	1998.04- 2002.04	MT	R	F	Platform/Chassis Engine DHX(XUD9TF/L)	210103	Drive Shaft		28	41	63	112.5	1079					
	1998.04- 2002.04	MT		F	Bus Engine DHX(XUD9TF/L)	810011	Outer Joint	54T	35	45	70	117	73	I				
	1998.04- 2002.04	MT		F	Platform/Chassis Engine DHX(XUD9TF/L)	810011	Outer Joint	54T	35	45	70	117	73	I				
	1998.04- 2002.04	MT	L	F	Bus Engine DHX(XUD9TF/L)	210105	Drive Shaft		28	37	63	112.5	771					
1998.04- 2002.04	MT	L	F	Platform/Chassis Engine DHX(XUD9TF/L)	210105	Drive Shaft		28	37	63	112.5	771						
1.9 TD CAT (59 kW)	1994.08- 2002.04	MT	L	F	Platform/Chassis Engine 230A4.000	210067	Drive Shaft		35	41	70	117	762					
	1994.08- 2002.04	MT	R	F	Platform/Chassis Engine 230A4.000	210104	Drive Shaft	54T	28	37	63	112.5	1072					
	1994.08- 2002.04	MT		F	Platform/Chassis Engine 230A4.000	810013	Outer Joint	54T	28	39	63	112.5	63	I				
	1994.08- 2002.04	MT	L	F	Platform/Chassis Engine 230A4.000	210035	Drive Shaft	54T	28	41	63	112.5	757.5					
	1994.08- 2002.04	MT	R	F	Platform/Chassis Engine 230A4.000	210032	Drive Shaft	54T	35	41	70	117	1085					
	1994.08- 2002.04	MT	R	F	Platform/Chassis Engine 230A4.000	210069	Drive Shaft		28	37	63	112.5	1072					
	1994.08- 2002.04	MT		F	Platform/Chassis Engine 230A4.000	810050	Outer Joint		35	45	70	117	73	I				
	1994.08- 2002.04	MT	R	F	Platform/Chassis Engine 230A4.000	210066	Drive Shaft		35	41	70	117	1085					
	1994.08- 2002.04	MT	L	F	Platform/Chassis Engine 230A4.000	210102	Drive Shaft		28	41	63	112.5	757.5					
	1994.08- 2002.04	MT	R	F	Platform/Chassis Engine 230A4.000	210036	Drive Shaft	54T	28	41	63	112.5	1079					
	1994.08- 2002.04	MT		F	Platform/Chassis Engine 230A4.000	810012	Outer Joint		28	39	63	112.5	63	I				
	1994.08- 2002.04	MT	L	F	Platform/Chassis Engine 230A4.000	210037	Drive Shaft	54T	28	37	63	112.5	771					
	1994.08- 2002.04	MT	L	F	Platform/Chassis Engine 230A4.000	210033	Drive Shaft	54T	35	41	70	117	762					
	1994.08- 2002.04	MT	R	F	Platform/Chassis Engine 230A4.000	210103	Drive Shaft		28	41	63	112.5	1079					
	1994.08- 2002.04	MT		F	Platform/Chassis Engine 230A4.000	810011	Outer Joint	54T	35	45	70	117	73	I				
	1994.08- 2002.04	MT	L	F	Platform/Chassis Engine 230A4.000	210105	Drive Shaft		28	37	63	112.5	771					
1.9 TD Combinato (59 kW)	1994.08- 2002.04	MT	L	F	Bus Engine 230A4.000	210067	Drive Shaft		35	41	70	117	762					
	1994.08- 2002.04	MT	R	F	Bus Engine 230A4.000	210104	Drive Shaft	54T	28	37	63	112.5	1072					
	1994.08- 2002.04	MT		F	Bus Engine 230A4.000	810013	Outer Joint	54T	28	39	63	112.5	63	I				
	1994.08- 2002.04	MT	L	F	Bus Engine 230A4.000	210035	Drive Shaft	54T	28	41	63	112.5	757.5					
	1994.08- 2002.04	MT	R	F	Bus Engine 230A4.000	210032	Drive Shaft	54T	35	41	70	117	1085					
	1994.08- 2002.04	MT	R	F	Bus Engine 230A4.000	210069	Drive Shaft		28	37	63	112.5	1072					
	1994.08- 2002.04	MT		F	Bus Engine 230A4.000	810050	Outer Joint		35	45	70	117	73	I				
	1994.08- 2002.04	MT	R	F	Bus Engine 230A4.000	210066	Drive Shaft		35	41	70	117	1085					
	1994.08- 2002.04	MT	L	F	Bus Engine 230A4.000	210102	Drive Shaft		28	41	63	112.5	757.5					
	1994.08- 2002.04	MT	R	F	Bus Engine 230A4.000	210036	Drive Shaft	54T	28	41	63	112.5	1079					
	1994.08- 2002.04	MT		F	Bus Engine 230A4.000	810012	Outer Joint		28	39	63	112.5	63	I				
	1994.08- 2002.04	MT	L	F	Bus Engine 230A4.000	210037	Drive Shaft	54T	28	37	63	112.5	771					
	1994.08- 2002.04	MT	L	F	Bus Engine 230A4.000	210033	Drive Shaft	54T	35	41	70	117	762					
	1994.08- 2002.04	MT	R	F	Bus Engine 230A4.000	210103	Drive Shaft		28	41	63	112.5	1079					
	1994.08- 2002.04	MT		F	Bus Engine 230A4.000	810011	Outer Joint	54T	35	45	70	117	73	I				
	1994.08- 2002.04	MT	L	F	Bus Engine 230A4.000	210105	Drive Shaft		28	37	63	112.5	771					
1.9 TD Panorama/Combinato (60 kW)	1994.03- 2002.04	MT	L	F	Bus Engine 230A3.000	210067	Drive Shaft		35	41	70	117	762					
	1994.03- 2002.04	MT	R	F	Bus Engine 230A3.000	210104	Drive Shaft	54T	28	37	63	112.5	1072					
	1994.03- 2002.04	MT		F	Bus Engine 230A3.000	810013	Outer Joint	54T	28	39	63	112.5	63	I				
	1994.03- 2002.04	MT	L	F	Bus Engine 230A3.000	210035	Drive Shaft	54T	28	41	63	112.5	757.5					
	1994.03- 2002.04	MT	R	F	Bus Engine 230A3.000	210032	Drive Shaft	54T	35	41	70	117	1085					
	1994.03- 2002.04	MT	R	F	Bus Engine 230A3.000	210069	Drive Shaft		28	37	63	112.5	1072					
	1994.03- 2002.04	MT		F	Bus Engine 230A3.000	810050	Outer Joint		35	45	70	117	73	I				
	1994.03- 2002.04	MT	R	F	Bus Engine 230A3.000	210066	Drive Shaft		35	41	70	117	1085					
	1994.03- 2002.04	MT	L	F	Bus Engine 230A3.000	210102	Drive Shaft		28	41	63	112.5	757.5					
	1994.03- 2002.04	MT	R	F	Bus Engine 230A3.000	210036	Drive Shaft	54T	28	41	63	112.5	1079					
	1994.03- 2002.04	MT		F	Bus Engine 230A3.000	810012	Outer Joint		28	39	63	112.5	63	I				
	1994.03- 2002.04	MT	L	F	Bus Engine 230A3.000	210037	Drive Shaft	54T	28	37	63	112.5	771					
	1994.03- 2002.04	MT	L	F	Bus Engine 230A3.000	210033	Drive Shaft	54T	35	41	70	117	762					
	1994.03- 2002.04	MT	R	F	Bus Engine 230A3.000	210103	Drive Shaft		28	41	63	112.5	1079					
	1994.03- 2002.04	MT		F	Bus Engine 230A3.000	810011	Outer Joint	54T	35	45	70	117	73	I				
	1994.03- 2002.04	MT	L	F	Bus Engine 230A3.000	210105	Drive Shaft		28	37	63	112.5	771					





	 YEAR	TRANSM	L/R	F/R	REMARKS	GSP Ref.	 PRODUCT	 ABS	Technical Specifications									
									A	B	C	H	L	P				
FIAT DUCATO (230)																		
2.0 (80 kW)	1998.06- 2002.04	MT	L	F	Platform/Chassis Engine RFW	210067	Drive Shaft		35	41	70	117	762					
	1998.06- 2002.04	MT	R	F	Platform/Chassis Engine RFW	210104	Drive Shaft	54T	28	37	63	112.5	1072					
	1998.06- 2002.04	MT		F	Platform/Chassis Engine RFW	810013	Outer Joint	54T	28	39	63	112.5	63	I				
	1998.06- 2002.04	MT	L	F	Platform/Chassis Engine RFW	210035	Drive Shaft	54T	28	41	63	112.5	757.5					
	1998.06- 2002.04	MT	R	F	Platform/Chassis Engine RFW	210032	Drive Shaft	54T	35	41	70	117	1085					
	1998.06- 2002.04	MT	R	F	Platform/Chassis Engine RFW	210069	Drive Shaft		28	37	63	112.5	1072					
	1998.06- 2002.04	MT		F	Platform/Chassis Engine RFW	810050	Outer Joint		35	45	70	117	73	I				
	1998.06- 2002.04	MT	R	F	Platform/Chassis Engine RFW	210066	Drive Shaft		35	41	70	117	1085					
	1998.06- 2002.04	MT	L	F	Platform/Chassis Engine RFW	210102	Drive Shaft		28	41	63	112.5	757.5					
	1998.06- 2002.04	MT	R	F	Platform/Chassis Engine RFW	210036	Drive Shaft	54T	28	41	63	112.5	1079					
	1998.06- 2002.04	MT		F	Platform/Chassis Engine RFW	810012	Outer Joint		28	39	63	112.5	63	I				
	1998.06- 2002.04	MT	L	F	Platform/Chassis Engine RFW	210037	Drive Shaft	54T	28	37	63	112.5	771					
	1998.06- 2002.04	MT	L	F	Platform/Chassis Engine RFW	210033	Drive Shaft	54T	35	41	70	117	762					
	1998.06- 2002.04	MT	R	F	Platform/Chassis Engine RFW	210103	Drive Shaft		28	41	63	112.5	1079					
	1998.06- 2002.04	MT		F	Platform/Chassis Engine RFW	810011	Outer Joint	54T	35	45	70	117	73	I				
1998.06- 2002.04	MT	L	F	Platform/Chassis Engine RFW	210105	Drive Shaft		28	37	63	112.5	771						
2.0 Panorama/Combinato (80 kW)	1994.03- 2002.04	MT	L	F	Bus Engine RFW	210067	Drive Shaft		35	41	70	117	762					
	1994.03- 2002.04	MT	R	F	Bus Engine RFW	210104	Drive Shaft	54T	28	37	63	112.5	1072					
	1994.03- 2002.04	MT		F	Bus Engine RFW	810013	Outer Joint	54T	28	39	63	112.5	63	I				
	1994.03- 2002.04	MT	L	F	Bus Engine RFW	210035	Drive Shaft	54T	28	41	63	112.5	757.5					
	1994.03- 2002.04	MT	R	F	Bus Engine RFW	210032	Drive Shaft	54T	35	41	70	117	1085					
	1994.03- 2002.04	MT	R	F	Bus Engine RFW	210069	Drive Shaft		28	37	63	112.5	1072					
	1994.03- 2002.04	MT		F	Bus Engine RFW	810050	Outer Joint		35	45	70	117	73	I				
	1994.03- 2002.04	MT	R	F	Bus Engine RFW	210066	Drive Shaft		35	41	70	117	1085					
	1994.03- 2002.04	MT	L	F	Bus Engine RFW	210102	Drive Shaft		28	41	63	112.5	757.5					
	1994.03- 2002.04	MT	R	F	Bus Engine RFW	210036	Drive Shaft	54T	28	41	63	112.5	1079					
	1994.03- 2002.04	MT		F	Bus Engine RFW	810012	Outer Joint		28	39	63	112.5	63	I				
	1994.03- 2002.04	MT	L	F	Bus Engine RFW	210037	Drive Shaft	54T	28	37	63	112.5	771					
	1994.03- 2002.04	MT	L	F	Bus Engine RFW	210033	Drive Shaft	54T	35	41	70	117	762					
	1994.03- 2002.04	MT	R	F	Bus Engine RFW	210103	Drive Shaft		28	41	63	112.5	1079					
	1994.03- 2002.04	MT		F	Bus Engine RFW	810011	Outer Joint	54T	35	45	70	117	73	I				
1994.03- 2002.04	MT	L	F	Bus Engine RFW	210105	Drive Shaft		28	37	63	112.5	771						
2.5 D (62 kW)	1994.03- 2002.04	MT	L	F	Platform/Chassis Engine 8140.67	210067	Drive Shaft		35	41	70	117	762					
	1994.03- 2002.04	MT	R	F	Platform/Chassis Engine 8140.67	210104	Drive Shaft	54T	28	37	63	112.5	1072					
	1994.03- 2002.04	MT		F	Platform/Chassis Engine 8140.67	810013	Outer Joint	54T	28	39	63	112.5	63	I				
	1994.03- 2002.04	MT	L	F	Platform/Chassis Engine 8140.67	210035	Drive Shaft	54T	28	41	63	112.5	757.5					
	1994.03- 2002.04	MT	R	F	Platform/Chassis Engine 8140.67	210032	Drive Shaft	54T	35	41	70	117	1085					
	1994.03- 2002.04	MT	R	F	Platform/Chassis Engine 8140.67	210069	Drive Shaft		28	37	63	112.5	1072					
	1994.03- 2002.04	MT		F	Platform/Chassis Engine 8140.67	810050	Outer Joint		35	45	70	117	73	I				
	1994.03- 2002.04	MT	R	F	Platform/Chassis Engine 8140.67	210066	Drive Shaft		35	41	70	117	1085					
	1994.03- 2002.04	MT	L	F	Platform/Chassis Engine 8140.67	210102	Drive Shaft		28	41	63	112.5	757.5					
	1994.03- 2002.04	MT	R	F	Platform/Chassis Engine 8140.67	210036	Drive Shaft	54T	28	41	63	112.5	1079					
	1994.03- 2002.04	MT		F	Platform/Chassis Engine 8140.67	810012	Outer Joint		28	39	63	112.5	63	I				
	1994.03- 2002.04	MT	L	F	Platform/Chassis Engine 8140.67	210037	Drive Shaft	54T	28	37	63	112.5	771					
	1994.03- 2002.04	MT	L	F	Platform/Chassis Engine 8140.67	210033	Drive Shaft	54T	35	41	70	117	762					
	1994.03- 2002.04	MT	R	F	Platform/Chassis Engine 8140.67	210103	Drive Shaft		28	41	63	112.5	1079					
	1994.03- 2002.04	MT		F	Platform/Chassis Engine 8140.67	810011	Outer Joint	54T	35	45	70	117	73	I				
1994.03- 2002.04	MT	L	F	Platform/Chassis Engine 8140.67	210105	Drive Shaft		28	37	63	112.5	771						
2.5 D 4x4 (62 kW)	1994.03- 2002.04	MT	L	F	All-wheel Drive Platform/Chassis Engine 8140.67	210067	Drive Shaft		35	41	70	117	762					
	1994.03- 2002.04	MT	R	F	All-wheel Drive Platform/Chassis Engine 8140.67	210104	Drive Shaft	54T	28	37	63	112.5	1072					
	1994.03- 2002.04	MT		F	All-wheel Drive Platform/Chassis Engine 8140.67	810013	Outer Joint	54T	28	39	63	112.5	63	I				
	1994.03- 2002.04	MT	L	F	All-wheel Drive Platform/Chassis Engine 8140.67	210035	Drive Shaft	54T	28	41	63	112.5	757.5					
	1994.03- 2002.04	MT	R	F	All-wheel Drive Platform/Chassis Engine 8140.67	210032	Drive Shaft	54T	35	41	70	117	1085					
	1994.03- 2002.04	MT	R	F	All-wheel Drive Platform/Chassis Engine 8140.67	210069	Drive Shaft		28	37	63	112.5	1072					
	1994.03- 2002.04	MT		F	All-wheel Drive Platform/Chassis Engine 8140.67	810050	Outer Joint		35	45	70	117	73	I				
	1994.03- 2002.04	MT	R	F	All-wheel Drive Platform/Chassis Engine 8140.67	210066	Drive Shaft		35	41	70	117	1085					
	1994.03- 2002.04	MT	L	F	All-wheel Drive Platform/Chassis Engine 8140.67	210102	Drive Shaft		28	41	63	112.5	757.5					
	1994.03- 2002.04	MT	R	F	All-wheel Drive Platform/Chassis Engine 8140.67	210036	Drive Shaft	54T	28	41	63	112.5	1079					
	1994.03- 2002.04	MT		F	All-wheel Drive Platform/Chassis Engine 8140.67	810012	Outer Joint		28	39	63	112.5	63	I				
	1994.03- 2002.04	MT	L	F	All-wheel Drive Platform/Chassis Engine 8140.67	210037	Drive Shaft	54T	28	37	63	112.5	771					
	1994.03- 2002.04	MT	L	F	All-wheel Drive Platform/Chassis Engine 8140.67	210033	Drive Shaft	54T	35	41	70	117	762					
	1994.03- 2002.04	MT	R	F	All-wheel Drive Platform/Chassis Engine 8140.67	210103	Drive Shaft		28	41	63	112.5	1079					





	 YEAR	TRANSM	L/R	F/R	REMARKS	GSP Ref.	 PRODUCT	 ABS	Technical Specifications							
									A	B	C	H	L	P		
FIAT DUCATO (230)																
2.5 D 4x4 (62 kW)	1994.03- 2002.04	MT		F	All-wheel Drive Platform/Chassis Engine 8140.67	810011	Outer Joint	54T	35	45	70	117	73	I		
	1994.03- 2002.04	MT	L	F	All-wheel Drive Platform/Chassis Engine 8140.67	210105	Drive Shaft		28	37	63	112.5	771			
2.5 D Combinato (62 kW)	1994.08- 2002.04	MT	L	F	Bus Engine 8140.67	210067	Drive Shaft		35	41	70	117	762			
	1994.08- 2002.04	MT	R	F	Bus Engine 8140.67	210104	Drive Shaft	54T	28	37	63	112.5	1072			
	1994.08- 2002.04	MT		F	Bus Engine 8140.67	810013	Outer Joint	54T	28	39	63	112.5	63	I		
	1994.08- 2002.04	MT	L	F	Bus Engine 8140.67	210035	Drive Shaft	54T	28	41	63	112.5	757.5			
	1994.08- 2002.04	MT	R	F	Bus Engine 8140.67	210032	Drive Shaft	54T	35	41	70	117	1085			
	1994.08- 2002.04	MT	R	F	Bus Engine 8140.67	210069	Drive Shaft		28	37	63	112.5	1072			
	1994.08- 2002.04	MT		F	Bus Engine 8140.67	810050	Outer Joint		35	45	70	117	73	I		
	1994.08- 2002.04	MT	R	F	Bus Engine 8140.67	210066	Drive Shaft		35	41	70	117	1085			
	1994.08- 2002.04	MT	L	F	Bus Engine 8140.67	210102	Drive Shaft		28	41	63	112.5	757.5			
	1994.08- 2002.04	MT	R	F	Bus Engine 8140.67	210036	Drive Shaft	54T	28	41	63	112.5	1079			
	1994.08- 2002.04	MT		F	Bus Engine 8140.67	810012	Outer Joint		28	39	63	112.5	63	I		
	1994.08- 2002.04	MT	L	F	Bus Engine 8140.67	210037	Drive Shaft	54T	28	37	63	112.5	771			
	1994.08- 2002.04	MT	L	F	Bus Engine 8140.67	210033	Drive Shaft	54T	35	41	70	117	762			
1994.08- 2002.04	MT	R	F	Bus Engine 8140.67	210103	Drive Shaft		28	41	63	112.5	1079				
1994.08- 2002.04	MT		F	Bus Engine 8140.67	810011	Outer Joint	54T	35	45	70	117	73	I			
1994.08- 2002.04	MT	L	F	Bus Engine 8140.67	210105	Drive Shaft		28	37	63	112.5	771				
2.5 TDi (80 kW)	1994.03- 2002.04	MT	L	F	Platform/Chassis Engine 8140.47R	210067	Drive Shaft		35	41	70	117	762			
	1994.03- 2002.04	MT	R	F	Platform/Chassis Engine 8140.47R	210104	Drive Shaft	54T	28	37	63	112.5	1072			
	1994.03- 2002.04	MT		F	Platform/Chassis Engine 8140.47R	810013	Outer Joint	54T	28	39	63	112.5	63	I		
	1994.03- 2002.04	MT	L	F	Platform/Chassis Engine 8140.47R	210035	Drive Shaft	54T	28	41	63	112.5	757.5			
	1994.03- 2002.04	MT	R	F	Platform/Chassis Engine 8140.47R	210032	Drive Shaft	54T	35	41	70	117	1085			
	1994.03- 2002.04	MT	R	F	Platform/Chassis Engine 8140.47R	210069	Drive Shaft		28	37	63	112.5	1072			
	1994.03- 2002.04	MT		F	Platform/Chassis Engine 8140.47R	810050	Outer Joint		35	45	70	117	73	I		
	1994.03- 2002.04	MT	R	F	Platform/Chassis Engine 8140.47R	210066	Drive Shaft		35	41	70	117	1085			
	1994.03- 2002.04	MT	L	F	Platform/Chassis Engine 8140.47R	210102	Drive Shaft		28	41	63	112.5	757.5			
	1994.03- 2002.04	MT	R	F	Platform/Chassis Engine 8140.47R	210036	Drive Shaft	54T	28	41	63	112.5	1079			
	1994.03- 2002.04	MT		F	Platform/Chassis Engine 8140.47R	810012	Outer Joint		28	39	63	112.5	63	I		
	1994.03- 2002.04	MT	L	F	Platform/Chassis Engine 8140.47R	210037	Drive Shaft	54T	28	37	63	112.5	771			
	1994.03- 2002.04	MT	L	F	Platform/Chassis Engine 8140.47R	210033	Drive Shaft	54T	35	41	70	117	762			
1994.03- 2002.04	MT	R	F	Platform/Chassis Engine 8140.47R	210103	Drive Shaft		28	41	63	112.5	1079				
1994.03- 2002.04	MT		F	Platform/Chassis Engine 8140.47R	810011	Outer Joint	54T	35	45	70	117	73	I			
1994.03- 2002.04	MT	L	F	Platform/Chassis Engine 8140.47R	210105	Drive Shaft		28	37	63	112.5	771				
2.5 TDi (85 kW)	1994.03- 2002.04	MT	L	F	Platform/Chassis Engine 8140.47	210067	Drive Shaft		35	41	70	117	762			
	1994.03- 2002.04	MT	R	F	Platform/Chassis Engine 8140.47	210104	Drive Shaft	54T	28	37	63	112.5	1072			
	1994.03- 2002.04	MT		F	Platform/Chassis Engine 8140.47	810013	Outer Joint	54T	28	39	63	112.5	63	I		
	1994.03- 2002.04	MT	L	F	Platform/Chassis Engine 8140.47	210035	Drive Shaft	54T	28	41	63	112.5	757.5			
	1994.03- 2002.04	MT	R	F	Platform/Chassis Engine 8140.47	210032	Drive Shaft	54T	35	41	70	117	1085			
	1994.03- 2002.04	MT	R	F	Platform/Chassis Engine 8140.47	210069	Drive Shaft		28	37	63	112.5	1072			
	1994.03- 2002.04	MT		F	Platform/Chassis Engine 8140.47	810050	Outer Joint		35	45	70	117	73	I		
	1994.03- 2002.04	MT	R	F	Platform/Chassis Engine 8140.47	210066	Drive Shaft		35	41	70	117	1085			
	1994.03- 2002.04	MT	L	F	Platform/Chassis Engine 8140.47	210102	Drive Shaft		28	41	63	112.5	757.5			
	1994.03- 2002.04	MT	R	F	Platform/Chassis Engine 8140.47	210036	Drive Shaft	54T	28	41	63	112.5	1079			
	1994.03- 2002.04	MT		F	Platform/Chassis Engine 8140.47	810012	Outer Joint		28	39	63	112.5	63	I		
	1994.03- 2002.04	MT	L	F	Platform/Chassis Engine 8140.47	210037	Drive Shaft	54T	28	37	63	112.5	771			
	1994.03- 2002.04	MT	L	F	Platform/Chassis Engine 8140.47	210033	Drive Shaft	54T	35	41	70	117	762			
1994.03- 2002.04	MT	R	F	Platform/Chassis Engine 8140.47	210103	Drive Shaft		28	41	63	112.5	1079				
1994.03- 2002.04	MT		F	Platform/Chassis Engine 8140.47	810011	Outer Joint	54T	35	45	70	117	73	I			
1994.03- 2002.04	MT	L	F	Platform/Chassis Engine 8140.47	210105	Drive Shaft		28	37	63	112.5	771				
2.5 TDi 4x4 (85 kW)	1997.04- 2002.04	MT	L	F	All-wheel Drive Bus Engine 8140.47	210067	Drive Shaft		35	41	70	117	762			
	1997.04- 2002.04	MT	R	F	All-wheel Drive Bus Engine 8140.47	210104	Drive Shaft	54T	28	37	63	112.5	1072			
	1997.04- 2002.04	MT		F	All-wheel Drive Bus Engine 8140.47	810013	Outer Joint	54T	28	39	63	112.5	63	I		
	1997.04- 2002.04	MT	L	F	All-wheel Drive Bus Engine 8140.47	210035	Drive Shaft	54T	28	41	63	112.5	757.5			
	1997.04- 2002.04	MT	R	F	All-wheel Drive Bus Engine 8140.47	210032	Drive Shaft	54T	35	41	70	117	1085			
	1997.04- 2002.04	MT	R	F	All-wheel Drive Bus Engine 8140.47	210069	Drive Shaft		28	37	63	112.5	1072			
	1997.04- 2002.04	MT		F	All-wheel Drive Bus Engine 8140.47	810050	Outer Joint		35	45	70	117	73	I		
	1997.04- 2002.04	MT	R	F	All-wheel Drive Bus Engine 8140.47	210066	Drive Shaft		35	41	70	117	1085			
	1997.04- 2002.04	MT	L	F	All-wheel Drive Bus Engine 8140.47	210102	Drive Shaft		28	41	63	112.5	757.5			
	1997.04- 2002.04	MT	R	F	All-wheel Drive Bus Engine 8140.47	210036	Drive Shaft	54T	28	41	63	112.5	1079			
	1997.04- 2002.04	MT		F	All-wheel Drive Bus Engine 8140.47	810012	Outer Joint		28	39	63	112.5	63	I		
	1997.04- 2002.04	MT	L	F	All-wheel Drive Bus Engine 8140.47	210037	Drive Shaft	54T	28	37	63	112.5	771			





	 YEAR	TRANSM	L/R	F/R	REMARKS	GSP Ref.	 PRODUCT	 ABS	Technical Specifications									
									A	B	C	H	L	P				
FIAT DUCATO (230)																		
2.5 TDi 4x4 (85 kW)	1997.04- 2002.04	MT	L	F	All-wheel Drive Bus Engine 8140.47	210033	Drive Shaft	54T	35	41	70	117	762					
	1997.04- 2002.04	MT	R	F	All-wheel Drive Bus Engine 8140.47	210103	Drive Shaft		28	41	63	112.5	1079					
	1997.04- 2002.04	MT		F	All-wheel Drive Bus Engine 8140.47	810011	Outer Joint	54T	35	45	70	117	73	I				
	1997.04- 2002.04	MT	L	F	All-wheel Drive Bus Engine 8140.47	210105	Drive Shaft		28	37	63	112.5	771					
	1998.06- 2002.04	MT	L	F	All-wheel Drive Platform/Chassis Engine 8140.47	210067	Drive Shaft		35	41	70	117	762					
	1998.06- 2002.04	MT	R	F	All-wheel Drive Platform/Chassis Engine 8140.47	210104	Drive Shaft	54T	28	37	63	112.5	1072					
	1998.06- 2002.04	MT		F	All-wheel Drive Platform/Chassis Engine 8140.47	810013	Outer Joint	54T	28	39	63	112.5	63	I				
	1998.06- 2002.04	MT	L	F	All-wheel Drive Platform/Chassis Engine 8140.47	210035	Drive Shaft	54T	28	41	63	112.5	757.5					
	1998.06- 2002.04	MT	R	F	All-wheel Drive Platform/Chassis Engine 8140.47	210032	Drive Shaft	54T	35	41	70	117	1085					
	1998.06- 2002.04	MT	R	F	All-wheel Drive Platform/Chassis Engine 8140.47	210069	Drive Shaft		28	37	63	112.5	1072					
	1998.06- 2002.04	MT		F	All-wheel Drive Platform/Chassis Engine 8140.47	810050	Outer Joint		35	45	70	117	73	I				
	1998.06- 2002.04	MT	R	F	All-wheel Drive Platform/Chassis Engine 8140.47	210066	Drive Shaft		35	41	70	117	1085					
	1998.06- 2002.04	MT	L	F	All-wheel Drive Platform/Chassis Engine 8140.47	210102	Drive Shaft		28	41	63	112.5	757.5					
	1998.06- 2002.04	MT	R	F	All-wheel Drive Platform/Chassis Engine 8140.47	210036	Drive Shaft	54T	28	41	63	112.5	1079					
	1998.06- 2002.04	MT		F	All-wheel Drive Platform/Chassis Engine 8140.47	810012	Outer Joint		28	39	63	112.5	63	I				
	1998.06- 2002.04	MT	L	F	All-wheel Drive Platform/Chassis Engine 8140.47	210037	Drive Shaft	54T	28	37	63	112.5	771					
	1998.06- 2002.04	MT	L	F	All-wheel Drive Platform/Chassis Engine 8140.47	210033	Drive Shaft	54T	35	41	70	117	762					
	1998.06- 2002.04	MT	R	F	All-wheel Drive Platform/Chassis Engine 8140.47	210103	Drive Shaft		28	41	63	112.5	1079					
1998.06- 2002.04	MT		F	All-wheel Drive Platform/Chassis Engine 8140.47	810011	Outer Joint	54T	35	45	70	117	73	I					
1998.06- 2002.04	MT	L	F	All-wheel Drive Platform/Chassis Engine 8140.47	210105	Drive Shaft		28	37	63	112.5	771						
2.5 TDi Panorama/Combinato (80 kW)	1994.07- 2002.04	MT	L	F	Bus Engine 8140.47R	210067	Drive Shaft		35	41	70	117	762					
	1994.07- 2002.04	MT	R	F	Bus Engine 8140.47R	210104	Drive Shaft	54T	28	37	63	112.5	1072					
	1994.07- 2002.04	MT		F	Bus Engine 8140.47R	810013	Outer Joint	54T	28	39	63	112.5	63	I				
	1994.07- 2002.04	MT	L	F	Bus Engine 8140.47R	210035	Drive Shaft	54T	28	41	63	112.5	757.5					
	1994.07- 2002.04	MT	R	F	Bus Engine 8140.47R	210032	Drive Shaft	54T	35	41	70	117	1085					
	1994.07- 2002.04	MT	R	F	Bus Engine 8140.47R	210069	Drive Shaft		28	37	63	112.5	1072					
	1994.07- 2002.04	MT		F	Bus Engine 8140.47R	810050	Outer Joint		35	45	70	117	73	I				
	1994.07- 2002.04	MT	R	F	Bus Engine 8140.47R	210066	Drive Shaft		35	41	70	117	1085					
	1994.07- 2002.04	MT	L	F	Bus Engine 8140.47R	210102	Drive Shaft		28	41	63	112.5	757.5					
	1994.07- 2002.04	MT	R	F	Bus Engine 8140.47R	210036	Drive Shaft	54T	28	41	63	112.5	1079					
	1994.07- 2002.04	MT		F	Bus Engine 8140.47R	810012	Outer Joint		28	39	63	112.5	63	I				
	1994.07- 2002.04	MT	L	F	Bus Engine 8140.47R	210037	Drive Shaft	54T	28	37	63	112.5	771					
	1994.07- 2002.04	MT	L	F	Bus Engine 8140.47R	210033	Drive Shaft	54T	35	41	70	117	762					
	1994.07- 2002.04	MT	R	F	Bus Engine 8140.47R	210103	Drive Shaft		28	41	63	112.5	1079					
	1994.07- 2002.04	MT		F	Bus Engine 8140.47R	810011	Outer Joint	54T	35	45	70	117	73	I				
1994.07- 2002.04	MT	L	F	Bus Engine 8140.47R	210105	Drive Shaft		28	37	63	112.5	771						
2.5 TDi Panorama/Combinato (85 kW)	1994.03- 2002.04	MT	L	F	Bus Engine 8140.47	210105	Drive Shaft		28	37	63	112.5	771					
	1994.03- 2002.04	MT	L	F	Bus Engine 8140.47	210067	Drive Shaft		35	41	70	117	762					
	1994.03- 2002.04	MT	R	F	Bus Engine 8140.47	210104	Drive Shaft	54T	28	37	63	112.5	1072					
	1994.03- 2002.04	MT		F	Bus Engine 8140.47	810013	Outer Joint	54T	28	39	63	112.5	63	I				
	1994.03- 2002.04	MT	L	F	Bus Engine 8140.47	210035	Drive Shaft	54T	28	41	63	112.5	757.5					
	1994.03- 2002.04	MT	R	F	Bus Engine 8140.47	210032	Drive Shaft	54T	35	41	70	117	1085					
	1994.03- 2002.04	MT	R	F	Bus Engine 8140.47	210069	Drive Shaft		28	37	63	112.5	1072					
	1994.03- 2002.04	MT		F	Bus Engine 8140.47	810050	Outer Joint		35	45	70	117	73	I				
	1994.03- 2002.04	MT	R	F	Bus Engine 8140.47	210066	Drive Shaft		35	41	70	117	1085					
	1994.03- 2002.04	MT	L	F	Bus Engine 8140.47	210102	Drive Shaft		28	41	63	112.5	757.5					
	1994.03- 2002.04	MT	R	F	Bus Engine 8140.47	210036	Drive Shaft	54T	28	41	63	112.5	1079					
	1994.03- 2002.04	MT		F	Bus Engine 8140.47	810012	Outer Joint		28	39	63	112.5	63	I				
	1994.03- 2002.04	MT	L	F	Bus Engine 8140.47	210037	Drive Shaft	54T	28	37	63	112.5	771					
	1994.03- 2002.04	MT	L	F	Bus Engine 8140.47	210033	Drive Shaft	54T	35	41	70	117	762					
	1994.03- 2002.04	MT	R	F	Bus Engine 8140.47	210103	Drive Shaft		28	41	63	112.5	1079					
1994.03- 2002.04	MT		F	Bus Engine 8140.47	810011	Outer Joint	54T	35	45	70	117	73	I					
2.8 D (64 kW)	1998.02- 2002.04	MT	L	F	Bus Engine 8140.63	210105	Drive Shaft		28	37	63	112.5	771					
	1998.02- 2002.04	MT	L	F	Platform/Chassis Engine 8140.63	210105	Drive Shaft		28	37	63	112.5	771					
	1998.02- 2002.04	MT	L	F	Bus Engine 8140.63	210067	Drive Shaft		35	41	70	117	762					
	1998.02- 2002.04	MT	L	F	Platform/Chassis Engine 8140.63	210067	Drive Shaft		35	41	70	117	762					
	1998.02- 2002.04	MT	R	F	Bus Engine 8140.63	210104	Drive Shaft	54T	28	37	63	112.5	1072					
	1998.02- 2002.04	MT	R	F	Platform/Chassis Engine 8140.63	210104	Drive Shaft	54T	28	37	63	112.5	1072					
	1998.02- 2002.04	MT		F	Bus Engine 8140.63	810013	Outer Joint	54T	28	39	63	112.5	63	I				
	1998.02- 2002.04	MT		F	Platform/Chassis Engine 8140.63	810013	Outer Joint	54T	28	39	63	112.5	63	I				
	1998.02- 2002.04	MT	L	F	Bus Engine 8140.63	210035	Drive Shaft	54T	28	41	63	112.5	757.5					
1998.02- 2002.04	MT	L	F	Platform/Chassis Engine 8140.63	210035	Drive Shaft	54T	28	41	63	112.5	757.5						





	 YEAR	TRANSM	L/R	F/R	REMARKS	GSP Ref.	 PRODUCT	 ABS	Technical Specifications									
									A	B	C	H	L	P				
FIAT DUCATO (230)																		
2.8 D (64 kW)	1998.02- 2002.04	MT	R	F	Bus Engine 8140.63	210032	Drive Shaft	54T	35	41	70	117	1085					
	1998.02- 2002.04	MT	R	F	Platform/Chassis Engine 8140.63	210032	Drive Shaft	54T	35	41	70	117	1085					
	1998.02- 2002.04	MT	R	F	Bus Engine 8140.63	210069	Drive Shaft		28	37	63	112.5	1072					
	1998.02- 2002.04	MT	R	F	Platform/Chassis Engine 8140.63	210069	Drive Shaft		28	37	63	112.5	1072					
	1998.02- 2002.04	MT		F	Bus Engine 8140.63	810050	Outer Joint		35	45	70	117	73	I				
	1998.02- 2002.04	MT		F	Platform/Chassis Engine 8140.63	810050	Outer Joint		35	45	70	117	73	I				
	1998.02- 2002.04	MT	R	F	Bus Engine 8140.63	210066	Drive Shaft		35	41	70	117	1085					
	1998.02- 2002.04	MT	R	F	Platform/Chassis Engine 8140.63	210066	Drive Shaft		35	41	70	117	1085					
	1998.02- 2002.04	MT	L	F	Bus Engine 8140.63	210102	Drive Shaft		28	41	63	112.5	757.5					
	1998.02- 2002.04	MT	L	F	Platform/Chassis Engine 8140.63	210102	Drive Shaft		28	41	63	112.5	757.5					
	1998.02- 2002.04	MT	R	F	Bus Engine 8140.63	210036	Drive Shaft	54T	28	41	63	112.5	1079					
	1998.02- 2002.04	MT	R	F	Platform/Chassis Engine 8140.63	210036	Drive Shaft	54T	28	41	63	112.5	1079					
	1998.02- 2002.04	MT		F	Bus Engine 8140.63	810012	Outer Joint		28	39	63	112.5	63	I				
	1998.02- 2002.04	MT		F	Platform/Chassis Engine 8140.63	810012	Outer Joint		28	39	63	112.5	63	I				
	1998.02- 2002.04	MT	L	F	Bus Engine 8140.63	210037	Drive Shaft	54T	28	37	63	112.5	771					
	1998.02- 2002.04	MT	L	F	Platform/Chassis Engine 8140.63	210037	Drive Shaft	54T	28	37	63	112.5	771					
	1998.02- 2002.04	MT	L	F	Bus Engine 8140.63	210033	Drive Shaft	54T	35	41	70	117	762					
	1998.02- 2002.04	MT	L	F	Platform/Chassis Engine 8140.63	210033	Drive Shaft	54T	35	41	70	117	762					
	1998.02- 2002.04	MT	R	F	Bus Engine 8140.63	210103	Drive Shaft		28	41	63	112.5	1079					
	1998.02- 2002.04	MT	R	F	Platform/Chassis Engine 8140.63	210103	Drive Shaft		28	41	63	112.5	1079					
1998.02- 2002.04	MT		F	Bus Engine 8140.63	810011	Outer Joint	54T	35	45	70	117	73	I					
1998.02- 2002.04	MT		F	Platform/Chassis Engine 8140.63	810011	Outer Joint	54T	35	45	70	117	73	I					
2.8 TDi (90 kW)	1997.10- 2002.04	MT	L	F	Bus Engine 8140.43	210105	Drive Shaft		28	37	63	112.5	771					
	1997.10- 2002.04	MT	L	F	Bus Engine 8140.43	210067	Drive Shaft		35	41	70	117	762					
	1997.10- 2002.04	MT	R	F	Bus Engine 8140.43	210104	Drive Shaft	54T	28	37	63	112.5	1072					
	1997.10- 2002.04	MT		F	Bus Engine 8140.43	810013	Outer Joint	54T	28	39	63	112.5	63	I				
	1997.10- 2002.04	MT	L	F	Bus Engine 8140.43	210035	Drive Shaft	54T	28	41	63	112.5	757.5					
	1997.10- 2002.04	MT	R	F	Bus Engine 8140.43	210032	Drive Shaft	54T	35	41	70	117	1085					
	1997.10- 2002.04	MT	R	F	Bus Engine 8140.43	210069	Drive Shaft		28	37	63	112.5	1072					
	1997.10- 2002.04	MT		F	Bus Engine 8140.43	810050	Outer Joint		35	45	70	117	73	I				
	1997.10- 2002.04	MT	R	F	Bus Engine 8140.43	210066	Drive Shaft		35	41	70	117	1085					
	1997.10- 2002.04	MT	L	F	Bus Engine 8140.43	210102	Drive Shaft		28	41	63	112.5	757.5					
	1997.10- 2002.04	MT	R	F	Bus Engine 8140.43	210036	Drive Shaft	54T	28	41	63	112.5	1079					
	1997.10- 2002.04	MT		F	Bus Engine 8140.43	810012	Outer Joint		28	39	63	112.5	63	I				
	1997.10- 2002.04	MT	L	F	Bus Engine 8140.43	210037	Drive Shaft	54T	28	37	63	112.5	771					
	1997.10- 2002.04	MT	L	F	Bus Engine 8140.43	210033	Drive Shaft	54T	35	41	70	117	762					
	1997.10- 2002.04	MT	R	F	Bus Engine 8140.43	210103	Drive Shaft		28	41	63	112.5	1079					
	1997.10- 2002.04	MT		F	Bus Engine 8140.43	810011	Outer Joint	54T	35	45	70	117	73	I				
	1998.12- 2002.04	MT	L	F	Platform/Chassis Engine 8140.43	210105	Drive Shaft		28	37	63	112.5	771					
	1998.12- 2002.04	MT	L	F	Platform/Chassis Engine 8140.43	210067	Drive Shaft		35	41	70	117	762					
	1998.12- 2002.04	MT	R	F	Platform/Chassis Engine 8140.43	210104	Drive Shaft	54T	28	37	63	112.5	1072					
	1998.12- 2002.04	MT		F	Platform/Chassis Engine 8140.43	810013	Outer Joint	54T	28	39	63	112.5	63	I				
	1998.12- 2002.04	MT	L	F	Platform/Chassis Engine 8140.43	210035	Drive Shaft	54T	28	41	63	112.5	757.5					
	1998.12- 2002.04	MT	R	F	Platform/Chassis Engine 8140.43	210032	Drive Shaft	54T	35	41	70	117	1085					
	1998.12- 2002.04	MT	R	F	Platform/Chassis Engine 8140.43	210069	Drive Shaft		28	37	63	112.5	1072					
	1998.12- 2002.04	MT		F	Platform/Chassis Engine 8140.43	810050	Outer Joint		35	45	70	117	73	I				
	1998.12- 2002.04	MT	R	F	Platform/Chassis Engine 8140.43	210066	Drive Shaft		35	41	70	117	1085					
	1998.12- 2002.04	MT	L	F	Platform/Chassis Engine 8140.43	210102	Drive Shaft		28	41	63	112.5	757.5					
	1998.12- 2002.04	MT	R	F	Platform/Chassis Engine 8140.43	210036	Drive Shaft	54T	28	41	63	112.5	1079					
	1998.12- 2002.04	MT		F	Platform/Chassis Engine 8140.43	810012	Outer Joint		28	39	63	112.5	63	I				
	1998.12- 2002.04	MT	L	F	Platform/Chassis Engine 8140.43	210037	Drive Shaft	54T	28	37	63	112.5	771					
	1998.12- 2002.04	MT	L	F	Platform/Chassis Engine 8140.43	210033	Drive Shaft	54T	35	41	70	117	762					
	1998.12- 2002.04	MT	R	F	Platform/Chassis Engine 8140.43	210103	Drive Shaft		28	41	63	112.5	1079					
	1998.12- 2002.04	MT		F	Platform/Chassis Engine 8140.43	810011	Outer Joint	54T	35	45	70	117	73	I				
2.8 TDi 4x4 (90 kW)	1999.07- 2002.04	MT	L	F	All-wheel Drive Bus Engine 8140.43	210105	Drive Shaft		28	37	63	112.5	771					
	1999.07- 2002.04	MT	L	F	All-wheel Drive Bus Engine 8140.43	210067	Drive Shaft		35	41	70	117	762					
	1999.07- 2002.04	MT	R	F	All-wheel Drive Bus Engine 8140.43	210104	Drive Shaft	54T	28	37	63	112.5	1072					
	1999.07- 2002.04	MT		F	All-wheel Drive Bus Engine 8140.43	810013	Outer Joint	54T	28	39	63	112.5	63	I				
	1999.07- 2002.04	MT	L	F	All-wheel Drive Bus Engine 8140.43	210035	Drive Shaft	54T	28	41	63	112.5	757.5					
	1999.07- 2002.04	MT	R	F	All-wheel Drive Bus Engine 8140.43	210032	Drive Shaft	54T	35	41	70	117	1085					
	1999.07- 2002.04	MT	R	F	All-wheel Drive Bus Engine 8140.43	210069	Drive Shaft		28	37	63	112.5	1072					
1999.07- 2002.04	MT		F	All-wheel Drive Bus Engine 8140.43	810050	Outer Joint		35	45	70	117	73	I					





	 YEAR	TRANSM	L/R	F/R	REMARKS	GSP Ref.	 PRODUCT	 ABS	Technical Specifications					
									A	B	C	H	L	P
FIAT														
DUCATO (230)														
2.8 TDi 4x4 (90 kW)	1999.07- 2002.04	MT	R	F	All-wheel Drive Bus Engine 8140.43	210066	Drive Shaft		35	41	70	117	1085	
	1999.07- 2002.04	MT	L	F	All-wheel Drive Bus Engine 8140.43	210102	Drive Shaft		28	41	63	112.5	757.5	
	1999.07- 2002.04	MT	R	F	All-wheel Drive Bus Engine 8140.43	210036	Drive Shaft	54T	28	41	63	112.5	1079	
	1999.07- 2002.04	MT	F	F	All-wheel Drive Bus Engine 8140.43	810012	Outer Joint		28	39	63	112.5	63	I
	1999.07- 2002.04	MT	L	F	All-wheel Drive Bus Engine 8140.43	210037	Drive Shaft	54T	28	37	63	112.5	771	
	1999.07- 2002.04	MT	L	F	All-wheel Drive Bus Engine 8140.43	210033	Drive Shaft	54T	35	41	70	117	762	
	1999.07- 2002.04	MT	R	F	All-wheel Drive Bus Engine 8140.43	210103	Drive Shaft		28	41	63	112.5	1079	
1999.07- 2002.04	MT		F	All-wheel Drive Bus Engine 8140.43	810011	Outer Joint	54T	35	45	70	117	73	I	
DUCATO (230L)														
1.9 D (50 kW)	1998.04- 2002.04	MT		F	Box Engine DJY	810011	Outer Joint	54T	35	45	70	117	73	I
	1998.04- 2002.04	MT	L	F	Box Engine DJY	210105	Drive Shaft		28	37	63	112.5	771	
	1998.04- 2002.04	MT	L	F	Box Engine DJY	210067	Drive Shaft		35	41	70	117	762	
	1998.04- 2002.04	MT	R	F	Box Engine DJY	210104	Drive Shaft	54T	28	37	63	112.5	1072	
	1998.04- 2002.04	MT		F	Box Engine DJY	810013	Outer Joint	54T	28	39	63	112.5	63	I
	1998.04- 2002.04	MT	L	F	Box Engine DJY	210035	Drive Shaft	54T	28	41	63	112.5	757.5	
	1998.04- 2002.04	MT	R	F	Box Engine DJY	210032	Drive Shaft	54T	35	41	70	117	1085	
	1998.04- 2002.04	MT	R	F	Box Engine DJY	210069	Drive Shaft		28	37	63	112.5	1072	
	1998.04- 2002.04	MT		F	Box Engine DJY	810050	Outer Joint		35	45	70	117	73	I
	1998.04- 2002.04	MT	R	F	Box Engine DJY	210066	Drive Shaft		35	41	70	117	1085	
	1998.04- 2002.04	MT	L	F	Box Engine DJY	210102	Drive Shaft		28	41	63	112.5	757.5	
	1998.04- 2002.04	MT	R	F	Box Engine DJY	210036	Drive Shaft	54T	28	41	63	112.5	1079	
	1998.04- 2002.04	MT		F	Box Engine DJY	810012	Outer Joint		28	39	63	112.5	63	I
	1998.04- 2002.04	MT	L	F	Box Engine DJY	210037	Drive Shaft	54T	28	37	63	112.5	771	
	1998.04- 2002.04	MT	L	F	Box Engine DJY	210033	Drive Shaft	54T	35	41	70	117	762	
1998.04- 2002.04	MT	R	F	Box Engine DJY	210103	Drive Shaft		28	41	63	112.5	1079		
1.9 D (51 kW)	1994.03- 2002.04	MT		F	Box Engine 230A2.000	810011	Outer Joint	54T	35	45	70	117	73	I
	1994.03- 2002.04	MT	L	F	Box Engine 230A2.000	210105	Drive Shaft		28	37	63	112.5	771	
	1994.03- 2002.04	MT	L	F	Box Engine 230A2.000	210067	Drive Shaft		35	41	70	117	762	
	1994.03- 2002.04	MT	R	F	Box Engine 230A2.000	210104	Drive Shaft	54T	28	37	63	112.5	1072	
	1994.03- 2002.04	MT		F	Box Engine 230A2.000	810013	Outer Joint	54T	28	39	63	112.5	63	I
	1994.03- 2002.04	MT	L	F	Box Engine 230A2.000	210035	Drive Shaft	54T	28	41	63	112.5	757.5	
	1994.03- 2002.04	MT	R	F	Box Engine 230A2.000	210032	Drive Shaft	54T	35	41	70	117	1085	
	1994.03- 2002.04	MT	R	F	Box Engine 230A2.000	210069	Drive Shaft		28	37	63	112.5	1072	
	1994.03- 2002.04	MT		F	Box Engine 230A2.000	810050	Outer Joint		35	45	70	117	73	I
	1994.03- 2002.04	MT	R	F	Box Engine 230A2.000	210066	Drive Shaft		35	41	70	117	1085	
	1994.03- 2002.04	MT	L	F	Box Engine 230A2.000	210102	Drive Shaft		28	41	63	112.5	757.5	
	1994.03- 2002.04	MT	R	F	Box Engine 230A2.000	210036	Drive Shaft	54T	28	41	63	112.5	1079	
	1994.03- 2002.04	MT		F	Box Engine 230A2.000	810012	Outer Joint		28	39	63	112.5	63	I
	1994.03- 2002.04	MT	L	F	Box Engine 230A2.000	210037	Drive Shaft	54T	28	37	63	112.5	771	
	1994.03- 2002.04	MT	L	F	Box Engine 230A2.000	210033	Drive Shaft	54T	35	41	70	117	762	
1994.03- 2002.04	MT	R	F	Box Engine 230A2.000	210103	Drive Shaft		28	41	63	112.5	1079		
1.9 TD (60 kW)	1994.03- 2002.04	MT		F	Box Engine 230A3.000	810011	Outer Joint	54T	35	45	70	117	73	I
	1994.03- 2002.04	MT	L	F	Box Engine 230A3.000	210105	Drive Shaft		28	37	63	112.5	771	
	1994.03- 2002.04	MT	L	F	Box Engine 230A3.000	210067	Drive Shaft		35	41	70	117	762	
	1994.03- 2002.04	MT	R	F	Box Engine 230A3.000	210104	Drive Shaft	54T	28	37	63	112.5	1072	
	1994.03- 2002.04	MT		F	Box Engine 230A3.000	810013	Outer Joint	54T	28	39	63	112.5	63	I
	1994.03- 2002.04	MT	L	F	Box Engine 230A3.000	210035	Drive Shaft	54T	28	41	63	112.5	757.5	
	1994.03- 2002.04	MT	R	F	Box Engine 230A3.000	210032	Drive Shaft	54T	35	41	70	117	1085	
	1994.03- 2002.04	MT	R	F	Box Engine 230A3.000	210069	Drive Shaft		28	37	63	112.5	1072	
	1994.03- 2002.04	MT		F	Box Engine 230A3.000	810050	Outer Joint		35	45	70	117	73	I
	1994.03- 2002.04	MT	R	F	Box Engine 230A3.000	210066	Drive Shaft		35	41	70	117	1085	
	1994.03- 2002.04	MT	L	F	Box Engine 230A3.000	210102	Drive Shaft		28	41	63	112.5	757.5	
	1994.03- 2002.04	MT	R	F	Box Engine 230A3.000	210036	Drive Shaft	54T	28	41	63	112.5	1079	
	1994.03- 2002.04	MT		F	Box Engine 230A3.000	810012	Outer Joint		28	39	63	112.5	63	I
	1994.03- 2002.04	MT	L	F	Box Engine 230A3.000	210037	Drive Shaft	54T	28	37	63	112.5	771	
	1994.03- 2002.04	MT	L	F	Box Engine 230A3.000	210033	Drive Shaft	54T	35	41	70	117	762	
1994.03- 2002.04	MT	R	F	Box Engine 230A3.000	210103	Drive Shaft		28	41	63	112.5	1079		
1.9 TD (66 kW)	1998.04- 2002.04	MT		F	Box Engine DHX(XUD9TF/L)	810011	Outer Joint	54T	35	45	70	117	73	I
	1998.04- 2002.04	MT	L	F	Box Engine DHX(XUD9TF/L)	210105	Drive Shaft		28	37	63	112.5	771	
	1998.04- 2002.04	MT	L	F	Box Engine DHX(XUD9TF/L)	210067	Drive Shaft		35	41	70	117	762	
	1998.04- 2002.04	MT	R	F	Box Engine DHX(XUD9TF/L)	210104	Drive Shaft	54T	28	37	63	112.5	1072	
	1998.04- 2002.04	MT		F	Box Engine DHX(XUD9TF/L)	810013	Outer Joint	54T	28	39	63	112.5	63	I





	 YEAR	TRANSM	L/R	F/R	REMARKS	GSP Ref.	 PRODUCT	 ABS	Technical Specifications										
									A	B	C	H	L	P					
FIAT DUCATO (230L)																			
1.9 TD (66 kW)	1998.04- 2002.04	MT	L	F	Box Engine DHX(XUD9TF/L)	210035	Drive Shaft	54T	28	41	63	112.5	757.5						
	1998.04- 2002.04	MT	R	F	Box Engine DHX(XUD9TF/L)	210032	Drive Shaft	54T	35	41	70	117	1085						
	1998.04- 2002.04	MT	R	F	Box Engine DHX(XUD9TF/L)	210069	Drive Shaft		28	37	63	112.5	1072						
	1998.04- 2002.04	MT		F	Box Engine DHX(XUD9TF/L)	810050	Outer Joint		35	45	70	117	73	I					
	1998.04- 2002.04	MT	R	F	Box Engine DHX(XUD9TF/L)	210066	Drive Shaft		35	41	70	117	1085						
	1998.04- 2002.04	MT	L	F	Box Engine DHX(XUD9TF/L)	210102	Drive Shaft		28	41	63	112.5	757.5						
	1998.04- 2002.04	MT	R	F	Box Engine DHX(XUD9TF/L)	210036	Drive Shaft	54T	28	41	63	112.5	1079						
	1998.04- 2002.04	MT		F	Box Engine DHX(XUD9TF/L)	810012	Outer Joint		28	39	63	112.5	63	I					
	1998.04- 2002.04	MT	L	F	Box Engine DHX(XUD9TF/L)	210037	Drive Shaft	54T	28	37	63	112.5	771						
1.9 TD CAT (59 kW)	1998.04- 2002.04	MT	L	F	Box Engine DHX(XUD9TF/L)	210033	Drive Shaft	54T	35	41	70	117	762						
	1998.04- 2002.04	MT	R	F	Box Engine DHX(XUD9TF/L)	210103	Drive Shaft		28	41	63	112.5	1079						
	1994.08- 2002.04	MT		F	Box Engine 230A4.000	810011	Outer Joint	54T	35	45	70	117	73	I					
	1994.08- 2002.04	MT	L	F	Box Engine 230A4.000	210105	Drive Shaft		28	37	63	112.5	771						
	1994.08- 2002.04	MT	L	F	Box Engine 230A4.000	210067	Drive Shaft		35	41	70	117	762						
	1994.08- 2002.04	MT	R	F	Box Engine 230A4.000	210104	Drive Shaft	54T	28	37	63	112.5	1072						
	1994.08- 2002.04	MT		F	Box Engine 230A4.000	810013	Outer Joint	54T	28	39	63	112.5	63	I					
	1994.08- 2002.04	MT	L	F	Box Engine 230A4.000	210035	Drive Shaft	54T	28	41	63	112.5	757.5						
	1994.08- 2002.04	MT	R	F	Box Engine 230A4.000	210032	Drive Shaft	54T	35	41	70	117	1085						
	1994.08- 2002.04	MT	R	F	Box Engine 230A4.000	210069	Drive Shaft		28	37	63	112.5	1072						
	1994.08- 2002.04	MT		F	Box Engine 230A4.000	810050	Outer Joint		35	45	70	117	73	I					
	1994.08- 2002.04	MT	R	F	Box Engine 230A4.000	210066	Drive Shaft		35	41	70	117	1085						
	1994.08- 2002.04	MT	L	F	Box Engine 230A4.000	210102	Drive Shaft		28	41	63	112.5	757.5						
	1994.08- 2002.04	MT	R	F	Box Engine 230A4.000	210036	Drive Shaft	54T	28	41	63	112.5	1079						
	1994.08- 2002.04	MT		F	Box Engine 230A4.000	810012	Outer Joint		28	39	63	112.5	63	I					
	1994.08- 2002.04	MT	L	F	Box Engine 230A4.000	210037	Drive Shaft	54T	28	37	63	112.5	771						
	1994.08- 2002.04	MT	L	F	Box Engine 230A4.000	210033	Drive Shaft	54T	35	41	70	117	762						
	1994.08- 2002.04	MT	R	F	Box Engine 230A4.000	210103	Drive Shaft		28	41	63	112.5	1079						
	2.0 (80 kW)	1994.03- 2002.04	MT		F	Box Engine RFW	810011	Outer Joint	54T	35	45	70	117	73	I				
		1994.03- 2002.04	MT	L	F	Box Engine RFW	210105	Drive Shaft		28	37	63	112.5	771					
		1994.03- 2002.04	MT	L	F	Box Engine RFW	210067	Drive Shaft		35	41	70	117	762					
1994.03- 2002.04		MT	R	F	Box Engine RFW	210104	Drive Shaft	54T	28	37	63	112.5	1072						
1994.03- 2002.04		MT		F	Box Engine RFW	810013	Outer Joint	54T	28	39	63	112.5	63	I					
1994.03- 2002.04		MT	L	F	Box Engine RFW	210035	Drive Shaft	54T	28	41	63	112.5	757.5						
1994.03- 2002.04		MT	R	F	Box Engine RFW	210032	Drive Shaft	54T	35	41	70	117	1085						
1994.03- 2002.04		MT	R	F	Box Engine RFW	210069	Drive Shaft		28	37	63	112.5	1072						
1994.03- 2002.04		MT		F	Box Engine RFW	810050	Outer Joint		35	45	70	117	73	I					
1994.03- 2002.04		MT	R	F	Box Engine RFW	210066	Drive Shaft		35	41	70	117	1085						
1994.03- 2002.04		MT	L	F	Box Engine RFW	210102	Drive Shaft		28	41	63	112.5	757.5						
1994.03- 2002.04		MT	R	F	Box Engine RFW	210036	Drive Shaft	54T	28	41	63	112.5	1079						
1994.03- 2002.04		MT		F	Box Engine RFW	810012	Outer Joint		28	39	63	112.5	63	I					
1994.03- 2002.04		MT	L	F	Box Engine RFW	210037	Drive Shaft	54T	28	37	63	112.5	771						
1994.03- 2002.04		MT	L	F	Box Engine RFW	210033	Drive Shaft	54T	35	41	70	117	762						
1994.03- 2002.04		MT	R	F	Box Engine RFW	210103	Drive Shaft		28	41	63	112.5	1079						
2.5 D (62 kW)		1994.03- 2002.04	MT		F	Box Engine 8140.67	810011	Outer Joint	54T	35	45	70	117	73	I				
		1994.03- 2002.04	MT	L	F	Box Engine 8140.67	210105	Drive Shaft		28	37	63	112.5	771					
	1994.03- 2002.04	MT	L	F	Box Engine 8140.67	210067	Drive Shaft		35	41	70	117	762						
	1994.03- 2002.04	MT	R	F	Box Engine 8140.67	210104	Drive Shaft	54T	28	37	63	112.5	1072						
	1994.03- 2002.04	MT		F	Box Engine 8140.67	810013	Outer Joint	54T	28	39	63	112.5	63	I					
	1994.03- 2002.04	MT	L	F	Box Engine 8140.67	210035	Drive Shaft	54T	28	41	63	112.5	757.5						
	1994.03- 2002.04	MT	R	F	Box Engine 8140.67	210032	Drive Shaft	54T	35	41	70	117	1085						
	1994.03- 2002.04	MT	R	F	Box Engine 8140.67	210069	Drive Shaft		28	37	63	112.5	1072						
	1994.03- 2002.04	MT		F	Box Engine 8140.67	810050	Outer Joint		35	45	70	117	73	I					
	1994.03- 2002.04	MT	R	F	Box Engine 8140.67	210066	Drive Shaft		35	41	70	117	1085						
	1994.03- 2002.04	MT	L	F	Box Engine 8140.67	210102	Drive Shaft		28	41	63	112.5	757.5						
	1994.03- 2002.04	MT	R	F	Box Engine 8140.67	210036	Drive Shaft	54T	28	41	63	112.5	1079						
	1994.03- 2002.04	MT		F	Box Engine 8140.67	810012	Outer Joint		28	39	63	112.5	63	I					
	1994.03- 2002.04	MT	L	F	Box Engine 8140.67	210037	Drive Shaft	54T	28	37	63	112.5	771						
	1994.03- 2002.04	MT	L	F	Box Engine 8140.67	210033	Drive Shaft	54T	35	41	70	117	762						
1994.03- 2002.04	MT	R	F	Box Engine 8140.67	210103	Drive Shaft		28	41	63	112.5	1079							
2.5 TDi (80 kW)	1994.03- 2002.04	MT		F	Box Engine 8140.47R	810011	Outer Joint	54T	35	45	70	117	73	I					
	1994.03- 2002.04	MT	L	F	Box Engine 8140.47R	210105	Drive Shaft		28	37	63	112.5	771						
	1994.03- 2002.04	MT	L	F	Box Engine 8140.47R	210067	Drive Shaft		35	41	70	117	762						





	 YEAR	TRANSM	L/R	F/R	REMARKS	GSP Ref.	 PRODUCT	 ABS	Technical Specifications									
									A	B	C	H	L	P				
FIAT DUCATO (230L)																		
2.5 TDi (80 kW)	1994.03- 2002.04	MT	R	F	Box Engine 8140.47R	210104	Drive Shaft	54T	28	37	63	112.5	1072					
	1994.03- 2002.04	MT		F	Box Engine 8140.47R	810013	Outer Joint	54T	28	39	63	112.5	63	I				
	1994.03- 2002.04	MT	L	F	Box Engine 8140.47R	210035	Drive Shaft	54T	28	41	63	112.5	757.5					
	1994.03- 2002.04	MT	R	F	Box Engine 8140.47R	210032	Drive Shaft	54T	35	41	70	117	1085					
	1994.03- 2002.04	MT	R	F	Box Engine 8140.47R	210069	Drive Shaft		28	37	63	112.5	1072					
	1994.03- 2002.04	MT		F	Box Engine 8140.47R	810050	Outer Joint		35	45	70	117	73	I				
	1994.03- 2002.04	MT	R	F	Box Engine 8140.47R	210066	Drive Shaft		35	41	70	117	1085					
	1994.03- 2002.04	MT	L	F	Box Engine 8140.47R	210102	Drive Shaft		28	41	63	112.5	757.5					
	1994.03- 2002.04	MT	R	F	Box Engine 8140.47R	210036	Drive Shaft	54T	28	41	63	112.5	1079					
	1994.03- 2002.04	MT		F	Box Engine 8140.47R	810012	Outer Joint		28	39	63	112.5	63	I				
	1994.03- 2002.04	MT	L	F	Box Engine 8140.47R	210037	Drive Shaft	54T	28	37	63	112.5	771					
	1994.03- 2002.04	MT	L	F	Box Engine 8140.47R	210033	Drive Shaft	54T	35	41	70	117	762					
1994.03- 2002.04	MT	R	F	Box Engine 8140.47R	210103	Drive Shaft		28	41	63	112.5	1079						
2.5 TDi (85 kW)	1994.03- 2002.04	MT		F	Box Engine 8140.47	810011	Outer Joint	54T	35	45	70	117	73	I				
	1994.03- 2002.04	MT	L	F	Box Engine 8140.47	210105	Drive Shaft		28	37	63	112.5	771					
	1994.03- 2002.04	MT	L	F	Box Engine 8140.47	210067	Drive Shaft		35	41	70	117	762					
	1994.03- 2002.04	MT	R	F	Box Engine 8140.47	210104	Drive Shaft	54T	28	37	63	112.5	1072					
	1994.03- 2002.04	MT		F	Box Engine 8140.47	810013	Outer Joint	54T	28	39	63	112.5	63	I				
	1994.03- 2002.04	MT	L	F	Box Engine 8140.47	210035	Drive Shaft	54T	28	41	63	112.5	757.5					
	1994.03- 2002.04	MT	R	F	Box Engine 8140.47	210032	Drive Shaft	54T	35	41	70	117	1085					
	1994.03- 2002.04	MT	R	F	Box Engine 8140.47	210069	Drive Shaft		28	37	63	112.5	1072					
	1994.03- 2002.04	MT		F	Box Engine 8140.47	810050	Outer Joint		35	45	70	117	73	I				
	1994.03- 2002.04	MT	R	F	Box Engine 8140.47	210066	Drive Shaft		35	41	70	117	1085					
	1994.03- 2002.04	MT	L	F	Box Engine 8140.47	210102	Drive Shaft		28	41	63	112.5	757.5					
	1994.03- 2002.04	MT	R	F	Box Engine 8140.47	210036	Drive Shaft	54T	28	41	63	112.5	1079					
	1994.03- 2002.04	MT		F	Box Engine 8140.47	810012	Outer Joint		28	39	63	112.5	63	I				
	1994.03- 2002.04	MT	L	F	Box Engine 8140.47	210037	Drive Shaft	54T	28	37	63	112.5	771					
1994.03- 2002.04	MT	L	F	Box Engine 8140.47	210033	Drive Shaft	54T	35	41	70	117	762						
1994.03- 2002.04	MT	R	F	Box Engine 8140.47	210103	Drive Shaft		28	41	63	112.5	1079						
2.5 TDi 4x4 (85 kW)	1998.05- 2002.04	MT		F	All-wheel Drive Box Engine 8140.47	810011	Outer Joint	54T	35	45	70	117	73	I				
	1998.05- 2002.04	MT	L	F	All-wheel Drive Box Engine 8140.47	210105	Drive Shaft		28	37	63	112.5	771					
	1998.05- 2002.04	MT	L	F	All-wheel Drive Box Engine 8140.47	210067	Drive Shaft		35	41	70	117	762					
	1998.05- 2002.04	MT	R	F	All-wheel Drive Box Engine 8140.47	210104	Drive Shaft	54T	28	37	63	112.5	1072					
	1998.05- 2002.04	MT		F	All-wheel Drive Box Engine 8140.47	810013	Outer Joint	54T	28	39	63	112.5	63	I				
	1998.05- 2002.04	MT	L	F	All-wheel Drive Box Engine 8140.47	210035	Drive Shaft	54T	28	41	63	112.5	757.5					
	1998.05- 2002.04	MT	R	F	All-wheel Drive Box Engine 8140.47	210032	Drive Shaft	54T	35	41	70	117	1085					
	1998.05- 2002.04	MT	R	F	All-wheel Drive Box Engine 8140.47	210069	Drive Shaft		28	37	63	112.5	1072					
	1998.05- 2002.04	MT		F	All-wheel Drive Box Engine 8140.47	810050	Outer Joint		35	45	70	117	73	I				
	1998.05- 2002.04	MT	R	F	All-wheel Drive Box Engine 8140.47	210066	Drive Shaft		35	41	70	117	1085					
	1998.05- 2002.04	MT	L	F	All-wheel Drive Box Engine 8140.47	210102	Drive Shaft		28	41	63	112.5	757.5					
	1998.05- 2002.04	MT	R	F	All-wheel Drive Box Engine 8140.47	210036	Drive Shaft	54T	28	41	63	112.5	1079					
	1998.05- 2002.04	MT		F	All-wheel Drive Box Engine 8140.47	810012	Outer Joint		28	39	63	112.5	63	I				
	1998.05- 2002.04	MT	L	F	All-wheel Drive Box Engine 8140.47	210037	Drive Shaft	54T	28	37	63	112.5	771					
1998.05- 2002.04	MT	L	F	All-wheel Drive Box Engine 8140.47	210033	Drive Shaft	54T	35	41	70	117	762						
1998.05- 2002.04	MT	R	F	All-wheel Drive Box Engine 8140.47	210103	Drive Shaft		28	41	63	112.5	1079						
2.8 D (64 kW)	1998.05- 2002.04	MT		F	Box Engine 8140.63	810011	Outer Joint	54T	35	45	70	117	73	I				
	1998.05- 2002.04	MT	L	F	Box Engine 8140.63	210105	Drive Shaft		28	37	63	112.5	771					
	1998.05- 2002.04	MT	L	F	Box Engine 8140.63	210067	Drive Shaft		35	41	70	117	762					
	1998.05- 2002.04	MT	R	F	Box Engine 8140.63	210104	Drive Shaft	54T	28	37	63	112.5	1072					
	1998.05- 2002.04	MT		F	Box Engine 8140.63	810013	Outer Joint	54T	28	39	63	112.5	63	I				
	1998.05- 2002.04	MT	L	F	Box Engine 8140.63	210035	Drive Shaft	54T	28	41	63	112.5	757.5					
	1998.05- 2002.04	MT	R	F	Box Engine 8140.63	210032	Drive Shaft	54T	35	41	70	117	1085					
	1998.05- 2002.04	MT	R	F	Box Engine 8140.63	210069	Drive Shaft		28	37	63	112.5	1072					
	1998.05- 2002.04	MT		F	Box Engine 8140.63	810050	Outer Joint		35	45	70	117	73	I				
	1998.05- 2002.04	MT	R	F	Box Engine 8140.63	210066	Drive Shaft		35	41	70	117	1085					
	1998.05- 2002.04	MT	L	F	Box Engine 8140.63	210102	Drive Shaft		28	41	63	112.5	757.5					
	1998.05- 2002.04	MT	R	F	Box Engine 8140.63	210036	Drive Shaft	54T	28	41	63	112.5	1079					
	1998.05- 2002.04	MT		F	Box Engine 8140.63	810012	Outer Joint		28	39	63	112.5	63	I				
	1998.05- 2002.04	MT	L	F	Box Engine 8140.63	210037	Drive Shaft	54T	28	37	63	112.5	771					
1998.05- 2002.04	MT	L	F	Box Engine 8140.63	210033	Drive Shaft	54T	35	41	70	117	762						
1998.05- 2002.04	MT	R	F	Box Engine 8140.63	210103	Drive Shaft		28	41	63	112.5	1079						





	 YEAR	TRANSM	L/R	F/R	REMARKS	GSP Ref.	 PRODUCT	 ABS	Technical Specifications									
									A	B	C	H	L	P				
FIAT DUCATO (230L)																		
2.8 D 4x4 (64 kW)	1998.08- 2002.04	MT	R	F	All-wheel Drive Box Engine 8140.63	210103	Drive Shaft		28	41	63	112.5	1079					
	1998.08- 2002.04	MT		F	All-wheel Drive Box Engine 8140.63	810011	Outer Joint	54T	35	45	70	117	73	I				
	1998.08- 2002.04	MT	L	F	All-wheel Drive Box Engine 8140.63	210105	Drive Shaft		28	37	63	112.5	771					
	1998.08- 2002.04	MT	L	F	All-wheel Drive Box Engine 8140.63	210067	Drive Shaft		35	41	70	117	762					
	1998.08- 2002.04	MT	R	F	All-wheel Drive Box Engine 8140.63	210104	Drive Shaft	54T	28	37	63	112.5	1072					
	1998.08- 2002.04	MT		F	All-wheel Drive Box Engine 8140.63	810013	Outer Joint	54T	28	39	63	112.5	63	I				
	1998.08- 2002.04	MT	L	F	All-wheel Drive Box Engine 8140.63	210035	Drive Shaft	54T	28	41	63	112.5	757.5					
	1998.08- 2002.04	MT	R	F	All-wheel Drive Box Engine 8140.63	210032	Drive Shaft	54T	35	41	70	117	1085					
	1998.08- 2002.04	MT	R	F	All-wheel Drive Box Engine 8140.63	210069	Drive Shaft		28	37	63	112.5	1072					
	1998.08- 2002.04	MT		F	All-wheel Drive Box Engine 8140.63	810050	Outer Joint		35	45	70	117	73	I				
	1998.08- 2002.04	MT	R	F	All-wheel Drive Box Engine 8140.63	210066	Drive Shaft		35	41	70	117	1085					
	1998.08- 2002.04	MT	L	F	All-wheel Drive Box Engine 8140.63	210102	Drive Shaft		28	41	63	112.5	757.5					
	1998.08- 2002.04	MT	R	F	All-wheel Drive Box Engine 8140.63	210036	Drive Shaft	54T	28	41	63	112.5	1079					
	1998.08- 2002.04	MT		F	All-wheel Drive Box Engine 8140.63	810012	Outer Joint		28	39	63	112.5	63	I				
1998.08- 2002.04	MT	L	F	All-wheel Drive Box Engine 8140.63	210037	Drive Shaft	54T	28	37	63	112.5	771						
1998.08- 2002.04	MT	L	F	All-wheel Drive Box Engine 8140.63	210033	Drive Shaft	54T	35	41	70	117	762						
2.8 TDi (90 kW)	1997.10- 2002.04	MT	R	F	Box Engine 8140.43	210103	Drive Shaft		28	41	63	112.5	1079					
	1997.10- 2002.04	MT		F	Box Engine 8140.43	810011	Outer Joint	54T	35	45	70	117	73	I				
	1997.10- 2002.04	MT	L	F	Box Engine 8140.43	210105	Drive Shaft		28	37	63	112.5	771					
	1997.10- 2002.04	MT	L	F	Box Engine 8140.43	210067	Drive Shaft		35	41	70	117	762					
	1997.10- 2002.04	MT	R	F	Box Engine 8140.43	210104	Drive Shaft	54T	28	37	63	112.5	1072					
	1997.10- 2002.04	MT		F	Box Engine 8140.43	810013	Outer Joint	54T	28	39	63	112.5	63	I				
	1997.10- 2002.04	MT	L	F	Box Engine 8140.43	210035	Drive Shaft	54T	28	41	63	112.5	757.5					
	1997.10- 2002.04	MT	R	F	Box Engine 8140.43	210032	Drive Shaft	54T	35	41	70	117	1085					
	1997.10- 2002.04	MT	R	F	Box Engine 8140.43	210069	Drive Shaft		28	37	63	112.5	1072					
	1997.10- 2002.04	MT		F	Box Engine 8140.43	810050	Outer Joint		35	45	70	117	73	I				
	1997.10- 2002.04	MT	R	F	Box Engine 8140.43	210066	Drive Shaft		35	41	70	117	1085					
	1997.10- 2002.04	MT	L	F	Box Engine 8140.43	210102	Drive Shaft		28	41	63	112.5	757.5					
	1997.10- 2002.04	MT	R	F	Box Engine 8140.43	210036	Drive Shaft	54T	28	41	63	112.5	1079					
	1997.10- 2002.04	MT		F	Box Engine 8140.43	810012	Outer Joint		28	39	63	112.5	63	I				
1997.10- 2002.04	MT	L	F	Box Engine 8140.43	210037	Drive Shaft	54T	28	37	63	112.5	771						
1997.10- 2002.04	MT	L	F	Box Engine 8140.43	210033	Drive Shaft	54T	35	41	70	117	762						
2.8 TDi 4x4 (90 kW)	1999.06- 2002.04	MT	L	F	All-wheel Drive Box Engine 8140.43	210033	Drive Shaft	54T	35	41	70	117	762					
	1999.06- 2002.04	MT	R	F	All-wheel Drive Box Engine 8140.43	210103	Drive Shaft		28	41	63	112.5	1079					
	1999.06- 2002.04	MT		F	All-wheel Drive Box Engine 8140.43	810011	Outer Joint	54T	35	45	70	117	73	I				
	1999.06- 2002.04	MT	L	F	All-wheel Drive Box Engine 8140.43	210105	Drive Shaft		28	37	63	112.5	771					
	1999.06- 2002.04	MT	L	F	All-wheel Drive Box Engine 8140.43	210067	Drive Shaft		35	41	70	117	762					
	1999.06- 2002.04	MT	R	F	All-wheel Drive Box Engine 8140.43	210104	Drive Shaft	54T	28	37	63	112.5	1072					
	1999.06- 2002.04	MT		F	All-wheel Drive Box Engine 8140.43	810013	Outer Joint	54T	28	39	63	112.5	63	I				
	1999.06- 2002.04	MT	L	F	All-wheel Drive Box Engine 8140.43	210035	Drive Shaft	54T	28	41	63	112.5	757.5					
	1999.06- 2002.04	MT	R	F	All-wheel Drive Box Engine 8140.43	210032	Drive Shaft	54T	35	41	70	117	1085					
	1999.06- 2002.04	MT	R	F	All-wheel Drive Box Engine 8140.43	210069	Drive Shaft		28	37	63	112.5	1072					
	1999.06- 2002.04	MT		F	All-wheel Drive Box Engine 8140.43	810050	Outer Joint		35	45	70	117	73	I				
	1999.06- 2002.04	MT	R	F	All-wheel Drive Box Engine 8140.43	210066	Drive Shaft		35	41	70	117	1085					
	1999.06- 2002.04	MT	L	F	All-wheel Drive Box Engine 8140.43	210102	Drive Shaft		28	41	63	112.5	757.5					
	1999.06- 2002.04	MT	R	F	All-wheel Drive Box Engine 8140.43	210036	Drive Shaft	54T	28	41	63	112.5	1079					
1999.06- 2002.04	MT		F	All-wheel Drive Box Engine 8140.43	810012	Outer Joint		28	39	63	112.5	63	I					
1999.06- 2002.04	MT	L	F	All-wheel Drive Box Engine 8140.43	210037	Drive Shaft	54T	28	37	63	112.5	771						
DUCATO (244)																		
2.0 (81 kW)	2002.04-	MT		F	Box Engine RFL	810011	Outer Joint	54T	35	45	70	117	73	I				
	2002.04-	MT		F	Box Engine RFL	810013	Outer Joint	54T	28	39	63	112.5	63	I				
2.0 JTD (62 kW)	2002.04-	MT		F	Box Engine RHV(DW10)	810013	Outer Joint	54T	28	39	63	112.5	63	I				
	2002.04- 2006.07	MT		F	Platform/Chassis Engine RHV(DW10)	810013	Outer Joint	54T	28	39	63	112.5	63	I				
2.3 JTD (81 kW)	2002.04-	MT		F	Box Engine F1AE0481C	810011	Outer Joint	54T	35	45	70	117	73	I				
	2002.04- 2006.07	MT		F	Platform/Chassis Engine F1AE0481C	810011	Outer Joint	54T	35	45	70	117	73	I				
	2002.04-	MT		F	Box Engine F1AE0481C	810013	Outer Joint	54T	28	39	63	112.5	63	I				
	2002.04- 2006.07	MT		F	Platform/Chassis Engine F1AE0481C	810013	Outer Joint	54T	28	39	63	112.5	63	I				
2.8 JTD (94 kW)	2002.04-	MT		F	Box Engine 8140.43S	810011	Outer Joint	54T	35	45	70	117	73	I				
	2002.04- 2006.07	MT		F	Platform/Chassis Engine 8140.43S	810011	Outer Joint	54T	35	45	70	117	73	I				
	2002.04-	MT		F	Box Engine 8140.43S	810013	Outer Joint	54T	28	39	63	112.5	63	I				
	2002.04- 2006.07	MT		F	Platform/Chassis Engine 8140.43S	810013	Outer Joint	54T	28	39	63	112.5	63	I				





	 YEAR	TRANSM	L/R	F/R	REMARKS	GSP Ref.	 PRODUCT	 ABS	Technical Specifications								
									A	B	C	H	L	P			
FIAT																	
DUCATO (244)																	
2.8 JTD 4x4 (94 kW)	2002.07-	MT		F	All-wheel Drive Box Engine 8140.43S	810013	Outer Joint	54T	28	39	63	112.5	63	I			
	2002.10- 2006.07	MT		F	All-wheel Drive Platform/Chassis Engine 8140.43S	810013	Outer Joint	54T	28	39	63	112.5	63	I			
DUCATO (244, Z_)																	
2.0 (81 kW)	2002.04-	MT		F	Bus Engine RFL	810011	Outer Joint	54T	35	45	70	117	73	I			
	2002.04-	MT		F	Bus Engine RFL	810013	Outer Joint	54T	28	39	63	112.5	63	I			
2.0 JTD (62 kW)	2002.04-	MT		F	Bus Engine RHV(DW10)	810013	Outer Joint	54T	28	39	63	112.5	63	I			
2.3 JTD (81 kW)	2002.04-	MT		F	Bus Engine F1AE0481C	810011	Outer Joint	54T	35	45	70	117	73	I			
	2002.04-	MT		F	Bus Engine F1AE0481C	810013	Outer Joint	54T	28	39	63	112.5	63	I			
2.8 JTD (94 kW)	2002.04-	MT		F	Bus Engine 8140.43S	810011	Outer Joint	54T	35	45	70	117	73	I			
	2002.04-	MT		F	Bus Engine 8140.43S	810013	Outer Joint	54T	28	39	63	112.5	63	I			
2.8 JTD 4x4 (94 kW)	2002.07-	MT		F	All-wheel Drive Bus Engine 8140.43S	810013	Outer Joint	54T	28	39	63	112.5	63	I			
DUCATO (250)																	
2,2 D Multijet (74 kW)	2006.07-	5MT/6MT		F	Box Engine 4HV	817045	Outer Joint		35	29	71.5	127	71	M			
	2006.07-	5MT/6MT		F	Bus Engine 4HV	817045	Outer Joint		35	29	71.5	127	71	M			
	2006.07-	5MT/6MT		F	Platform/Chassis Engine 4HV	817045	Outer Joint		35	29	71.5	127	71	M			
	2006.07-	5MT/6MT		F	Box Engine 4HV	817055	Outer Joint		35	27	71.5	127	66.5	I			
	2006.07-	5MT/6MT		F	Bus Engine 4HV	817055	Outer Joint		35	27	71.5	127	66.5	I			
	2006.07-	5MT/6MT		F	Platform/Chassis Engine 4HV	817055	Outer Joint		35	27	71.5	127	66.5	I			
	2006.07-	5MT/6MT		F	Box Engine 4HV	617020	Inner Joint		41	29	34.85	403	109				
	2006.07-	5MT/6MT		F	Bus Engine 4HV	617020	Inner Joint		41	29	34.85	403	109				
	2006.07-	5MT/6MT		F	Platform/Chassis Engine 4HV	617020	Inner Joint		41	29	34.85	403	109				
	2006.07-	5MT/6MT		F	Box Engine 4HV	610038	Inner Joint		41	27	34.85	403	102				
	2006.07-	5MT/6MT		F	Bus Engine 4HV	610038	Inner Joint		41	27	34.85	403	102				
	2006.07-	5MT/6MT		F	Platform/Chassis Engine 4HV	610038	Inner Joint		41	27	34.85	403	102				
	2006.07-	5MT/6MT	L	F	Box Engine 4HV	617028	Inner Joint		41	29	43	69.5	109.5				
	2006.07-	5MT/6MT	L	F	Bus Engine 4HV	617028	Inner Joint		41	29	43	69.5	109.5				
	2006.07-	5MT/6MT	L	F	Platform/Chassis Engine 4HV	617028	Inner Joint		41	29	43	69.5	109.5				
	2006.07-		L	F	Box Engine 4HV	617042	Inner Joint		41	27	43	70	102				
	2006.07-	5MT/6MT	L	F	Bus Engine 4HV	617042	Inner Joint		41	27	43	70	102				
	2006.07-		L	F	Platform/Chassis Engine 4HV	617042	Inner Joint		41	27	43	70	102				
2,3 D Multijet (88 kW)	2006.07-	5MT/6MT		F	Box Engine F1AE0481D	817045	Outer Joint		35	29	71.5	127	71	M			
	2006.07-	5MT/6MT		F	Bus Engine F1AE0481D	817045	Outer Joint		35	29	71.5	127	71	M			
	2006.07-	5MT/6MT		F	Platform/Chassis Engine F1AE0481D	817045	Outer Joint		35	29	71.5	127	71	M			
	2006.07-	5MT/6MT		F	Box Engine F1AE0481D	817055	Outer Joint		35	27	71.5	127	66.5	I			
	2006.07-	5MT/6MT		F	Bus Engine F1AE0481D	817055	Outer Joint		35	27	71.5	127	66.5	I			
	2006.07-	5MT/6MT		F	Platform/Chassis Engine F1AE0481D	817055	Outer Joint		35	27	71.5	127	66.5	I			
	2006.07-	5MT/6MT		F	Box Engine F1AE0481D	617020	Inner Joint		41	29	34.85	403	109				
	2006.07-	5MT/6MT		F	Bus Engine F1AE0481D	617020	Inner Joint		41	29	34.85	403	109				
	2006.07-	5MT/6MT		F	Platform/Chassis Engine F1AE0481D	617020	Inner Joint		41	29	34.85	403	109				
	2006.07-	5MT/6MT		F	Box Engine F1AE0481D	610038	Inner Joint		41	27	34.85	403	102				
	2006.07-	5MT/6MT		F	Bus Engine F1AE0481D	610038	Inner Joint		41	27	34.85	403	102				
	2006.07-	5MT/6MT		F	Platform/Chassis Engine F1AE0481D	610038	Inner Joint		41	27	34.85	403	102				
	2006.07-	5MT/6MT	L	F	Box Engine F1AE0481D	617028	Inner Joint		41	29	43	69.5	109.5				
	2006.07-	5MT/6MT	L	F	Bus Engine F1AE0481D	617028	Inner Joint		41	29	43	69.5	109.5				
	2006.07-	5MT/6MT	L	F	Platform/Chassis Engine F1AE0481D	617028	Inner Joint		41	29	43	69.5	109.5				
	2006.07-	5MT/6MT	L	F	Box Engine F1AE0481D	617042	Inner Joint		41	27	43	70	102				
	2006.07-	5MT/6MT	L	F	Bus Engine F1AE0481D	617042	Inner Joint		41	27	43	70	102				
	2006.07-	5MT/6MT	L	F	Platform/Chassis Engine F1AE0481D	617042	Inner Joint		41	27	43	70	102				
3,0 D Multijet (115 kW)	2006.07-	6MT		F	Box Engine F1CE3481M	817060	Outer Joint		35	29	71.5	127	71	I			
	2006.07-	6MT		F	Platform/Chassis Engine F1CE3481M	817060	Outer Joint		35	29	71.5	127	71	I			
	2006.07-	6MT		F	Box Engine F1CE3481M	617021	Inner Joint		31	29	34.85	530	109				
	2006.07-	6MT		F	Platform/Chassis Engine F1CE3481M	617021	Inner Joint		31	29	34.85	530	109				
	2006.07-	6MT		F	Box Engine F1CE3481M	617022	Inner Joint		31	29	44.95	77	109.5				
	2006.07-	6MT		F	Platform/Chassis Engine F1CE3481M	617022	Inner Joint		31	29	44.95	77	109.5				
	2006.10-	6MT		F	Bus Engine F1CE0481D	617021	Inner Joint		31	29	34.85	530	109				
	2006.10-	6MT		F	Bus Engine F1CE0481D	617022	Inner Joint		31	29	44.95	77	109.5				
3,0 D Multijet (116 kW)	2006.07-	6MT		F	Box Engine F1CE0481D	817060	Outer Joint		35	29	71.5	127	71	I			
	2006.07-	6MT		F	Bus Engine F1CE0481D/F1CE3481M	817060	Outer Joint		35	29	71.5	127	71	I			
DUCATO (280)																	
-						810104	Outer Joint	54T	28	27	63	112.5	63	I			
1.8 (49 kW)	1982.01- 1988.10	MT	R	F	Box Engine 169B	210068	Drive Shaft		28	25	63	112.5	1068				
	1982.01- 1988.10		R	F	Box Engine 169B	210013	Drive Shaft		28	25	63	112.5	1072				





	 YEAR	TRANSM	L/R	F/R	REMARKS	GSP Ref.	 PRODUCT	 ABS	Technical Specifications								
									A	B	C	H	L	P			
FIAT DUCATO (280)																	
1.8 (49 kW)	1982.01- 1988.10	MT		F	Box Engine 169B	810010	Outer Joint		28	27	63	112.5	63	I			
	1982.01- 1988.10	MT	L	F	Box Engine 169B	210034	Drive Shaft		28	25	63	112.5	701				
1.9 D (52 kW)	1988.01- 1990.08		R	F	Box Engine 149B1.000	210013	Drive Shaft		28	25	63	112.5	1072				
	1988.01- 1990.08		R	F	Platform/Chassis Engine 149B1.000	210013	Drive Shaft		28	25	63	112.5	1072				
	1988.01- 1990.08	MT		F	Box Engine 149B1.000	810010	Outer Joint		28	27	63	112.5	63	I			
	1988.01- 1990.08	MT		F	Platform/Chassis Engine 149B1.000	810010	Outer Joint		28	27	63	112.5	63	I			
	1988.01- 1990.08	MT	L	F	Box Engine 149B1.000	210034	Drive Shaft		28	25	63	112.5	701				
	1988.01- 1990.08	MT	L	F	Platform/Chassis Engine 149B1.000	210034	Drive Shaft		28	25	63	112.5	701				
1.9 TD (60 kW)	1989.03- 1990.08		R	F	Box Engine 280A1.000	210013	Drive Shaft		28	25	63	112.5	1072				
	1989.03- 1990.08		R	F	Platform/Chassis Engine 280A1.000	210013	Drive Shaft		28	25	63	112.5	1072				
	1989.03- 1990.08	MT		F	Box Engine 280A1.000	810010	Outer Joint		28	27	63	112.5	63	I			
	1989.03- 1990.08	MT		F	Platform/Chassis Engine 280A1.000	810010	Outer Joint		28	27	63	112.5	63	I			
	1989.03- 1990.08	MT	L	F	Box Engine 280A1.000	210034	Drive Shaft		28	25	63	112.5	701				
	1989.03- 1990.08	MT	L	F	Platform/Chassis Engine 280A1.000	210034	Drive Shaft		28	25	63	112.5	701				
2.0 (55 kW)	1985.07- 1990.08	MT	R	F	Box Engine 170B	210068	Drive Shaft		28	25	63	112.5	1068				
	1985.07- 1990.08	MT	R	F	Platform/Chassis Engine 170B	210068	Drive Shaft		28	25	63	112.5	1068				
	1985.07- 1990.08		R	F	Box Engine 170B	210013	Drive Shaft		28	25	63	112.5	1072				
	1985.07- 1990.08		R	F	Platform/Chassis Engine 170B	210013	Drive Shaft		28	25	63	112.5	1072				
	1985.07- 1990.08	MT		F	Box Engine 170B	810010	Outer Joint		28	27	63	112.5	63	I			
	1985.07- 1990.08	MT		F	Platform/Chassis Engine 170B	810010	Outer Joint		28	27	63	112.5	63	I			
	1985.07- 1990.08	MT	L	F	Box Engine 170B	210034	Drive Shaft		28	25	63	112.5	701				
	1985.07- 1990.08	MT	L	F	Platform/Chassis Engine 170B	210034	Drive Shaft		28	25	63	112.5	701				
2.0 (58 kW)	1982.01- 1990.08	MT	R	F	Box Engine XN1T	210068	Drive Shaft		28	25	63	112.5	1068				
	1982.01- 1990.08		R	F	Box Engine XN1T	210013	Drive Shaft		28	25	63	112.5	1072				
	1982.01- 1990.08	MT		F	Box Engine XN1T	810010	Outer Joint		28	27	63	112.5	63	I			
	1982.01- 1990.08	MT	L	F	Box Engine XN1T	210034	Drive Shaft		28	25	63	112.5	701				
2.0 (62 kW)	1988.08- 1990.08	MT	R	F	Platform/Chassis Engine 170D	210068	Drive Shaft		28	25	63	112.5	1068				
	1988.08- 1990.08		R	F	Platform/Chassis Engine 170D	210013	Drive Shaft		28	25	63	112.5	1072				
	1988.08- 1990.08	MT		F	Platform/Chassis Engine 170D	810010	Outer Joint		28	27	63	112.5	63	I			
	1988.08- 1990.08	MT	L	F	Platform/Chassis Engine 170D	210034	Drive Shaft		28	25	63	112.5	701				
	1989.03- 1990.08	MT	R	F	Box Engine 170D	210068	Drive Shaft		28	25	63	112.5	1068				
	1989.03- 1990.08		R	F	Box Engine 170D	210013	Drive Shaft		28	25	63	112.5	1072				
	1989.03- 1990.08	MT		F	Box Engine 170D	810010	Outer Joint		28	27	63	112.5	63	I			
	1989.03- 1990.08	MT	L	F	Box Engine 170D	210034	Drive Shaft		28	25	63	112.5	701				
2.4 D (53 kW)	1982.01- 1990.08		R	F	Box Engine 8144.61	210013	Drive Shaft		28	25	63	112.5	1072				
2.5 D (55 kW)	1982.01- 1990.08	MT	R	F	Box Engine 8144.67/CRD93L(U25-661)	210068	Drive Shaft		28	25	63	112.5	1068				
	1982.01- 1990.08		R	F	Box Engine 8144.67/CRD93L(U25-661)	210013	Drive Shaft		28	25	63	112.5	1072				
	1982.01- 1990.08	MT		F	Box Engine 8144.67/CRD93L(U25-661)	810010	Outer Joint		28	27	63	112.5	63	I			
	1982.01- 1990.08	MT	L	F	Box Engine 8144.67/CRD93L(U25-661)	210034	Drive Shaft		28	25	63	112.5	701				
	1982.07- 1990.08	MT	R	F	Platform/Chassis Engine 8144.67/CRD93L(U25-661)	210068	Drive Shaft		28	25	63	112.5	1068				
	1982.07- 1990.08		R	F	Platform/Chassis Engine 8144.67/CRD93L(U25-661)	210013	Drive Shaft		28	25	63	112.5	1072				
	1982.07- 1990.08	MT		F	Platform/Chassis Engine 8144.67/CRD93L(U25-661)	810010	Outer Joint		28	27	63	112.5	63	I			
	1982.07- 1990.08	MT	L	F	Platform/Chassis Engine 8144.67/CRD93L(U25-661)	210034	Drive Shaft		28	25	63	112.5	701				
2.5 D 4x4 (55 kW)	1989.03- 1990.08	MT	R	F	All-wheel Drive Box Engine 8144.67	210068	Drive Shaft		28	25	63	112.5	1068				
	1989.03- 1990.08	MT	R	F	All-wheel Drive Platform/Chassis Engine 8144.67	210068	Drive Shaft		28	25	63	112.5	1068				
	1989.03- 1990.08		R	F	All-wheel Drive Box Engine 8144.67	210013	Drive Shaft		28	25	63	112.5	1072				
	1989.03- 1990.08		R	F	All-wheel Drive Platform/Chassis Engine 8144.67	210013	Drive Shaft		28	25	63	112.5	1072				
	1989.03- 1990.08	MT			All-wheel Drive Box Engine 8144.67	810010	Outer Joint		28	27	63	112.5	63	I			
	1989.03- 1990.08	MT			All-wheel Drive Platform/Chassis Engine 8144.67	810010	Outer Joint		28	27	63	112.5	63	I			
	1989.03- 1990.08	MT	L		All-wheel Drive Box Engine 8144.67	210034	Drive Shaft		28	25	63	112.5	701				
2.5 TD (68 kW)	1986.01- 1990.08	MT	R	F	Platform/Chassis Engine 8144.21	210068	Drive Shaft		28	25	63	112.5	1068				
	1986.01- 1990.08		R	F	Platform/Chassis Engine 8144.21	210013	Drive Shaft		28	25	63	112.5	1072				
	1986.01- 1990.08	MT		F	Platform/Chassis Engine 8144.21	810010	Outer Joint		28	27	63	112.5	63	I			
	1986.01- 1990.08	MT	L	F	Platform/Chassis Engine 8144.21	210034	Drive Shaft		28	25	63	112.5	701				
DUCATO (290)																	
-					810104	Outer Joint	54T	28	27	63	112.5	63	I				
1.9 D (52 kW)	1990.07- 1994.03		R	F	Box Engine 149B1.000	210013	Drive Shaft		28	25	63	112.5	1072				
	1990.07- 1994.03	MT		F	Box Engine 149B1.000	810010	Outer Joint		28	27	63	112.5	63	I			
	1990.07- 1994.03	MT	L	F	Box Engine 149B1.000	210034	Drive Shaft		28	25	63	112.5	701				
1.9 TD (60 kW)	1989.03- 1994.03	MT	R	F	Box Engine 280A1.000	210068	Drive Shaft		28	25	63	112.5	1068				
	1989.03- 1994.03	MT	R	F	Platform/Chassis Engine 280A1.000	210068	Drive Shaft		28	25	63	112.5	1068				





	 YEAR	TRANSM	L/R	F/R	REMARKS	GSP Ref.	 PRODUCT	 ABS	Technical Specifications							
									A	B	C	H	L	P		
FIAT DUCATO (290)																
1.9 TD (60 kW)	1989.03- 1994.03			R	F	Box Engine 280A1.000	210013	Drive Shaft		28	25	63	112.5	1072		
	1989.03- 1994.03			R	F	Platform/Chassis Engine 280A1.000	210013	Drive Shaft		28	25	63	112.5	1072		
	1989.03- 1994.03	MT			F	Box Engine 280A1.000	810010	Outer Joint		28	27	63	112.5	63	I	
	1989.03- 1994.03	MT			F	Platform/Chassis Engine 280A1.000	810010	Outer Joint		28	27	63	112.5	63	I	
	1989.03- 1994.03	MT	L		F	Box Engine 280A1.000	210034	Drive Shaft		28	25	63	112.5	701		
2.0 (62 kW)	1990.07- 1994.03	MT		R	F	Platform/Chassis Engine 170D	210068	Drive Shaft		28	25	63	112.5	1068		
	1990.07- 1994.03			R	F	Platform/Chassis Engine 170D	210013	Drive Shaft		28	25	63	112.5	1072		
	1990.07- 1994.03	MT			F	Platform/Chassis Engine 170D	810010	Outer Joint		28	27	63	112.5	63	I	
	1990.07- 1994.03	MT	L		F	Platform/Chassis Engine 170D	210034	Drive Shaft		28	25	63	112.5	701		
2.5 D (55 kW)	1990.07- 1994.03	MT		R	F	Platform/Chassis Engine 8144.67	210068	Drive Shaft		28	25	63	112.5	1068		
	1990.07- 1994.03			R	F	Platform/Chassis Engine 8144.67	210013	Drive Shaft		28	25	63	112.5	1072		
	1990.07- 1994.03	MT			F	Platform/Chassis Engine 8144.67	810010	Outer Joint		28	27	63	112.5	63	I	
2.5 D 4x4 (55 kW)	1990.07- 1994.03	MT		R	F	All-wheel Drive Box Engine 8144.67	210068	Drive Shaft		28	25	63	112.5	1068		
	1990.07- 1994.03	MT		R	F	All-wheel Drive Platform/Chassis Engine 8144.67	210068	Drive Shaft		28	25	63	112.5	1068		
	1990.07- 1994.03			R	F	All-wheel Drive Box Engine 8144.67	210013	Drive Shaft		28	25	63	112.5	1072		
	1990.07- 1994.03			R	F	All-wheel Drive Platform/Chassis Engine 8144.67	210013	Drive Shaft		28	25	63	112.5	1072		
	1990.07- 1994.03	MT			F	All-wheel Drive Box Engine 8144.67	810010	Outer Joint		28	27	63	112.5	63	I	
	1990.07- 1994.03	MT			F	All-wheel Drive Platform/Chassis Engine 8144.67	810010	Outer Joint		28	27	63	112.5	63	I	
	1990.07- 1994.03	MT	L			All-wheel Drive Box Engine 8144.67	210034	Drive Shaft		28	25	63	112.5	701		
2.5 TD (70 kW)	1990.07- 1994.03	MT		R	F	Box Engine 8140.27	210068	Drive Shaft		28	25	63	112.5	1068		
	1990.07- 1994.03	MT		R	F	Platform/Chassis Engine 8140.27	210068	Drive Shaft		28	25	63	112.5	1068		
	1990.07- 1994.03			R	F	Box Engine 8140.27	210013	Drive Shaft		28	25	63	112.5	1072		
	1990.07- 1994.03			R	F	Platform/Chassis Engine 8140.27	210013	Drive Shaft		28	25	63	112.5	1072		
	1990.07- 1994.03	MT			F	Box Engine 8140.27	810010	Outer Joint		28	27	63	112.5	63	I	
	1990.07- 1994.03	MT			F	Platform/Chassis Engine 8140.27	810010	Outer Joint		28	27	63	112.5	63	I	
	1990.07- 1994.03	MT	L		F	Box Engine 8140.27	210034	Drive Shaft		28	25	63	112.5	701		
	1990.07- 1994.03	MT	L		F	Platform/Chassis Engine 8140.27	210034	Drive Shaft		28	25	63	112.5	701		
2.5 TD 4x4 (70 kW)	1990.07- 1994.03	MT		R	F	All-wheel Drive Box Engine 8140.27	210068	Drive Shaft		28	25	63	112.5	1068		
	1990.07- 1994.03	MT		R	F	All-wheel Drive Platform/Chassis Engine 8140.27	210068	Drive Shaft		28	25	63	112.5	1068		
	1990.07- 1994.03			R	F	All-wheel Drive Box Engine 8140.27	210013	Drive Shaft		28	25	63	112.5	1072		
	1990.07- 1994.03			R	F	All-wheel Drive Platform/Chassis Engine 8140.27	210013	Drive Shaft		28	25	63	112.5	1072		
	1990.07- 1994.03	MT			F	All-wheel Drive Box Engine 8140.27	810010	Outer Joint		28	27	63	112.5	63	I	
	1990.07- 1994.03	MT			F	All-wheel Drive Platform/Chassis Engine 8140.27	810010	Outer Joint		28	27	63	112.5	63	I	
	1990.07- 1994.03	MT	L			All-wheel Drive Box Engine 8140.27	210034	Drive Shaft		28	25	63	112.5	701		
DUCATO PANORAMA (280)																
	1.8 (51 kW)	1982.07- 1988.12	MT		R	F	Bus Engine XM7T	210068	Drive Shaft		28	25	63	112.5	1068	
		1982.07- 1988.12			R	F	Bus Engine XM7T	210013	Drive Shaft		28	25	63	112.5	1072	
		1982.07- 1988.12	MT			F	Bus Engine XM7T	810010	Outer Joint		28	27	63	112.5	63	I
		1982.07- 1988.12	MT	L		F	Bus Engine XM7T	210034	Drive Shaft		28	25	63	112.5	701	
1.9 D (52 kW)	1987.02- 1990.08			R	F	Bus Engine 149B1.000	210013	Drive Shaft		28	25	63	112.5	1072		
	1987.02- 1990.08	MT			F	Bus Engine 149B1.000	810010	Outer Joint		28	27	63	112.5	63	I	
	1987.02- 1990.08	MT	L		F	Bus Engine 149B1.000	210034	Drive Shaft		28	25	63	112.5	701		
1.9 TD (60 kW)	1989.03- 1990.08			R	F	Bus Engine 280A1.000	210013	Drive Shaft		28	25	63	112.5	1072		
	1989.03- 1990.08	MT			F	Bus Engine 280A1.000	810010	Outer Joint		28	27	63	112.5	63	I	
	1989.03- 1990.08	MT	L		F	Bus Engine 280A1.000	210034	Drive Shaft		28	25	63	112.5	701		
2.0 (55 kW)	1986.01- 1990.08	MT		R	F	Bus Engine 170B	210068	Drive Shaft		28	25	63	112.5	1068		
	1986.01- 1990.08			R	F	Bus Engine 170B	210013	Drive Shaft		28	25	63	112.5	1072		
	1986.01- 1990.08	MT			F	Bus Engine 170B	810010	Outer Joint		28	27	63	112.5	63	I	
	1986.01- 1990.08	MT	L		F	Bus Engine 170B	210034	Drive Shaft		28	25	63	112.5	701		
2.0 (58 kW)	1982.07- 1985.05	MT		R	F	Bus Engine XN1T	210068	Drive Shaft		28	25	63	112.5	1068		
	1982.07- 1985.05			R	F	Bus Engine XN1T	210013	Drive Shaft		28	25	63	112.5	1072		
	1982.07- 1985.05	MT			F	Bus Engine XN1T	810010	Outer Joint		28	27	63	112.5	63	I	
	1982.07- 1985.05	MT	L		F	Bus Engine XN1T	210034	Drive Shaft		28	25	63	112.5	701		
2.0 (62 kW)	1988.09- 1990.08	MT		R	F	Bus Engine 170D	210068	Drive Shaft		28	25	63	112.5	1068		
	1988.09- 1990.08			R	F	Bus Engine 170D	210013	Drive Shaft		28	25	63	112.5	1072		
	1988.09- 1990.08	MT			F	Bus Engine 170D	810010	Outer Joint		28	27	63	112.5	63	I	
	1988.09- 1990.08	MT	L		F	Bus Engine 170D	210034	Drive Shaft		28	25	63	112.5	701		
2.4 D (53 kW)	1982.07- 1985.12			R	F	Bus Engine 8144.61	210013	Drive Shaft		28	25	63	112.5	1072		





	 YEAR	TRANSM	L/R	F/R	REMARKS	GSP Ref.	 PRODUCT	 ABS	Technical Specifications						
									A	B	C	H	L	P	
FIAT															
DUCATO PANORAMA (280)															
2.5 D (55 kW)	1986.01- 1990.08	MT	R	F	Bus Engine 8144.67/CRD93L(U25-661)	210068	Drive Shaft		28	25	63	112.5	1068		
	1986.01- 1990.08		R	F	Bus Engine 8144.67/CRD93L(U25-661)	210013	Drive Shaft		28	25	63	112.5	1072		
	1986.01- 1990.08	MT		F	Bus Engine 8144.67/CRD93L(U25-661)	810010	Outer Joint		28	27	63	112.5	63	I	
	1986.01- 1990.08	MT	L	F	Bus Engine 8144.67/CRD93L(U25-661)	210034	Drive Shaft		28	25	63	112.5	701		
2.5 D 4x4 (55 kW)	1987.01- 1990.08	MT	R	F	All-wheel Drive Bus Engine 8144.67	210068	Drive Shaft		28	25	63	112.5	1068		
	1987.01- 1990.08		R	F	All-wheel Drive Bus Engine 8144.67	210013	Drive Shaft		28	25	63	112.5	1072		
	1987.01- 1990.08	MT		F	All-wheel Drive Bus Engine 8144.67	810010	Outer Joint		28	27	63	112.5	63	I	
	1987.01- 1990.08	MT	L	F	All-wheel Drive Bus Engine 8144.67	210034	Drive Shaft		28	25	63	112.5	701		
2.5 TD (68 kW)	1987.01- 1990.08	MT	R	F	Bus Engine 8144.21/8144.21.220	210068	Drive Shaft		28	25	63	112.5	1068		
	1987.01- 1990.08		R	F	Bus Engine 8144.21/8144.21.220	210013	Drive Shaft		28	25	63	112.5	1072		
	1987.01- 1990.08	MT		F	Bus Engine 8144.21/8144.21.220	810010	Outer Joint		28	27	63	112.5	63	I	
	1987.01- 1990.08	MT	L	F	Bus Engine 8144.21/8144.21.220	210034	Drive Shaft		28	25	63	112.5	701		
2.5 TD 4x4 (68 kW)	1986.01- 1990.08	MT	R	F	All-wheel Drive Bus Engine 8144.21	210068	Drive Shaft		28	25	63	112.5	1068		
	1986.01- 1990.08		R	F	All-wheel Drive Bus Engine 8144.21	210013	Drive Shaft		28	25	63	112.5	1072		
	1986.01- 1990.08	MT		F	All-wheel Drive Bus Engine 8144.21	810010	Outer Joint		28	27	63	112.5	63	I	
	1986.01- 1990.08	MT	L	F	All-wheel Drive Bus Engine 8144.21	210034	Drive Shaft		28	25	63	112.5	701		
DUCATO PANORAMA (290)															
1.9 D (52 kW)	1990.07- 1994.03		R	F	Bus Engine 149B1.000	210013	Drive Shaft		28	25	63	112.5	1072		
	1990.07- 1994.03	MT		F	Bus Engine 149B1.000	810010	Outer Joint		28	27	63	112.5	63	I	
	1990.07- 1994.03	MT	L	F	Bus Engine 149B1.000	210034	Drive Shaft		28	25	63	112.5	701		
1.9 TD (60 kW)	1990.07- 1994.03	MT	R	F	Bus Engine 280A1.000	210068	Drive Shaft		28	25	63	112.5	1068		
	1990.07- 1994.03		R	F	Bus Engine 280A1.000	210013	Drive Shaft		28	25	63	112.5	1072		
	1990.07- 1994.03	MT		F	Bus Engine 280A1.000	810010	Outer Joint		28	27	63	112.5	63	I	
	1990.07- 1994.03	MT	L	F	Bus Engine 280A1.000	210034	Drive Shaft		28	25	63	112.5	701		
2.0 (62 kW)	1990.07- 1994.03	MT	R	F	Bus Engine 170D	210068	Drive Shaft		28	25	63	112.5	1068		
	1990.07- 1994.03		R	F	Bus Engine 170D	210013	Drive Shaft		28	25	63	112.5	1072		
	1990.07- 1994.03	MT		F	Bus Engine 170D	810010	Outer Joint		28	27	63	112.5	63	I	
	1990.07- 1994.03	MT	L	F	Bus Engine 170D	210034	Drive Shaft		28	25	63	112.5	701		
2.5 D (55 kW)	1990.07- 1994.03	MT	R	F	Bus Engine 8144.67	210068	Drive Shaft		28	25	63	112.5	1068		
	1990.07- 1994.03		R	F	Bus Engine 8144.67	210013	Drive Shaft		28	25	63	112.5	1072		
	1990.07- 1994.03	MT		F	Bus Engine 8144.67	810010	Outer Joint		28	27	63	112.5	63	I	
	1990.07- 1994.03	MT	L	F	Bus Engine 8144.67	210034	Drive Shaft		28	25	63	112.5	701		
2.5 D 4x4 (55 kW)	1990.07- 1994.03	MT	R	F	All-wheel Drive Bus Engine 8144.67	210068	Drive Shaft		28	25	63	112.5	1068		
	1990.07- 1994.03		R	F	All-wheel Drive Bus Engine 8144.67	210013	Drive Shaft		28	25	63	112.5	1072		
	1990.07- 1994.03	MT		F	All-wheel Drive Bus Engine 8144.67	810010	Outer Joint		28	27	63	112.5	63	I	
	1990.07- 1994.03	MT	L	F	All-wheel Drive Bus Engine 8144.67	210034	Drive Shaft		28	25	63	112.5	701		
2.5 TD (70 kW)	1990.08- 1994.03	MT	R	F	Bus Engine 8140.27	210068	Drive Shaft		28	25	63	112.5	1068		
	1990.08- 1994.03		R	F	Bus Engine 8140.27	210013	Drive Shaft		28	25	63	112.5	1072		
	1990.08- 1994.03	MT		F	Bus Engine 8140.27	810010	Outer Joint		28	27	63	112.5	63	I	
	1990.08- 1994.03	MT	L	F	Bus Engine 8140.27	210034	Drive Shaft		28	25	63	112.5	701		
2.5 TD 4x4 (70 kW)	1991.01- 1994.03	MT	R	F	All-wheel Drive Bus Engine 8140.27	210068	Drive Shaft		28	25	63	112.5	1068		
	1991.01- 1994.03		R	F	All-wheel Drive Bus Engine 8140.27	210013	Drive Shaft		28	25	63	112.5	1072		
	1991.01- 1994.03	MT		F	All-wheel Drive Bus Engine 8140.27	810010	Outer Joint		28	27	63	112.5	63	I	
	1991.01- 1994.03	MT	L	F	All-wheel Drive Bus Engine 8140.27	210034	Drive Shaft		28	25	63	112.5	701		
DUNA (146 B)															
1.1 (43 kW)	1987.01- 1991.12	MT		F	Saloon Engine 146A6.000	817005	Outer Joint		22	20	48.1	90.5	59.5	O	
1.3 (49 kW)	1987.01- 1991.12	MT		F	Saloon Engine 146A5.000	817005	Outer Joint		22	20	48.1	90.5	59.5	O	
1.7 DS (44 kW)	1987.01- 1991.12	MT		F	Saloon Engine 149B3.000	817005	Outer Joint		22	20	48.1	90.5	59.5	O	
DUNA WEEKEND (146 B)															
1.1 (43 kW)	1987.01- 1991.12	MT		F	Estate Engine 146A6.000	817005	Outer Joint		22	20	48.1	90.5	59.5	O	
1.3 (49 kW)	1987.01- 1991.12	MT		F	Estate Engine 146A5.000	817005	Outer Joint		22	20	48.1	90.5	59.5	O	
1.7 DS (44 kW)	1987.01- 1991.12	MT		F	Estate Engine 149B3.000	817005	Outer Joint		22	20	48.1	90.5	59.5	O	
FIORINO															
1.3 MJT	2007-		R	F		217061	Drive Shaft		25	24	51	84.5	953		
	2007-		R	F		217055	Drive Shaft		25	35.45	51	84.5	543		
	2007-			F		699008	Inner Joint		24	24	29.7	86.5	93		
FIORINO (127)															
1.1 (37 kW)	1980.01- 1987.12	MT		F	Box Engine 127A.000	817005	Outer Joint		22	20	48.1	90.5	59.5	O	
900 (33 kW)	1977.10- 1984.12	MT		F	Box Engine 100GL.000	817005	Outer Joint		22	20	48.1	90.5	59.5	O	





	 YEAR	TRANSM	L/R	F/R	REMARKS	GSP Ref.	 PRODUCT	 ABS	Technical Specifications								
									A	B	C	H	L	P			
FIAT																	
FIORINO (146)																	
1.1 (40 kW)	1988.05- 1993.12	MT		F	Box Engine 146A9.000	804001	Outer Joint		20	20	43.1	90.5	60.5		O		
1.4 (49 kW)	1994.05- 2001.05	MT		F	Pickup Engine 146D5.000	804001	Outer Joint		20	20	43.1	90.5	60.5		O		
1.4 i.e. (49 kW)	1994.05- 2001.05	MT		F	Box Engine 146C5.000/146D5.000	817017	Outer Joint		22	20	52	91	60.5		O		
	1994.05- 2001.05	MT		F	Box Engine 146C5.000/146D5.000	804001	Outer Joint		20	20	43.1	90.5	60.5		O		
1.5 i.e. (55 kW)	1988.05- 1993.12	MT		F	Box Engine 149C1.000	804001	Outer Joint		20	20	43.1	90.5	60.5		O		
1.6 (55 kW)	1994.01- 2001.05	MT		F	Pickup Engine 146C6.000/146D6.000	817017	Outer Joint		22	20	52	91	60.5		O		
1.6 i.e. (55 kW)	1993.10- 2001.05	MT		F	Box Engine 146C6.000/146D6.000	817017	Outer Joint		22	20	52	91	60.5		O		
1.7 D (42 kW)	1988.05- 1996.10	MT		F	Box Engine 146B2.000	648004	Inner Joint			25		32					
	1993.10- 1999.10	MT		F	Pickup Engine 146B2.000	817017	Outer Joint		22	20	52	91	60.5		O		
1.7 D (44 kW)	1988.05- 2000.05	MT		F	Box Engine 149B3.000	618070	Inner Joint			25		32					
	1988.05- 1999.10	MT		F	Pickup Engine 149B3.000	618070	Inner Joint			25		32					
	1988.05- 1999.10	MT		F	Pickup Engine 149B3.000	817005	Outer Joint		22	20	48.1	90.5	59.5		O		
1.7 TD (46 kW)	1997.01- 2001.05	MT		F	Box Engine 146D7.000	817020	Outer Joint	44T	22	22	52	91	60.5		O		
	1997.01- 2001.05	MT		F	Pickup Engine 146D7.000	817020	Outer Joint	44T	22	22	52	91	60.5		O		
	1997.01- 2001.05	MT		F	Box Engine 146D7.000	817019	Outer Joint		22	22	52	91	60.5		O		
	1997.01- 2001.05	MT		F	Pickup Engine 146D7.000	817019	Outer Joint		22	22	52	91	60.5		O		
FIORINO (147)																	
1.0 (37 kW)	1980.01- 1987.12	MT		F	Box Engine 127A.000	817005	Outer Joint		22	20	48.1	90.5	59.5		O		
1.1 (40 kW)	1986.11- 1988.04	MT		F	Box Engine 146A9.000	804001	Outer Joint		20	20	43.1	90.5	60.5		O		
1.3 D (33 kW)	1982.03- 1987.12	MT		F	Box Engine 127A5.000	817005	Outer Joint		22	20	48.1	90.5	59.5		O		
1.5 (55 kW)	1988.01- 1993.08	MT		F	Box Engine 149C1.000	804001	Outer Joint		20	20	43.1	90.5	60.5		O		
1.7 D (42 kW)	1988.01- 1993.10	MT		F	Box Engine 149B2.000	618070	Inner Joint			25		32					
1.7 D (44 kW)	1987.12- 1990.12	MT		F	Box Engine 149B3.000	618070	Inner Joint			25		32					
FIORINO (225)																	
1.3 D Multijet (55 kW)	2007.11-	MT		F	BoxBody/Estate Engine 199A2.000/199A9.000	817028	Outer Joint		25	24	51	84.5	62		M		
	2007.11-			R	BoxBody/Estate Engine 199A2.000/199A9.000	217146	Drive Shaft		25		51	84.5	522				
	2007.11-	MT	L	F	BoxBody/Estate Engine 199A2.000/199A9.000	217147	Drive Shaft		25		51	84.5	480				
IDEA																	
1.2 16V (59 kW)	2004.01-			F	MPV Engine 188A5.000	817014	Outer Joint		22	21	51	79.5	54		M		
1.3 D Multijet (66 kW)	2005.10-			F	MPV Engine 199A3.000	817028	Outer Joint		25	24	51	84.5	62		M		
1.3 JTD (51 kW)	2004.01-			F	MPV Engine 188A9.000	817027	Outer Joint		25	23	51	84.5	60		M		
	2004.01-			F	MPV Engine 188A9.000	602005	Inner Joint			25		32					
	2004.01-	5MT	R	F	MPV Engine 188A9.000	217066	Drive Shaft		25	33.9	51	84.5	497				
	2004.01-	5MT	L	F	MPV Engine 188A9.000	217147	Drive Shaft		25		51	84.5	480				
1.4 (57 kW)	2005.10-			F	MPV Engine 350A1.000	817014	Outer Joint		22	21	51	79.5	54		M		
1.4 16V (70 kW)	2004.01-			F	MPV Engine 843A1.000	817014	Outer Joint		22	21	51	79.5	54		M		
1.4 8V	2003.01- 2010.12					817059	Outer Joint		22	21	47	89	54		M		
1.8 8V						617018	Inner Joint			25		32					
						217031	Drive Shaft						336				
1.9 JTD (74 kW)	2004.01-			F	MPV Engine 188B2.000	817028	Outer Joint		25	24	51	84.5	62		M		
LINEA																	
1.3 MJT	2007-		L	F		217064	Drive Shaft		25	39.2	51.1	84.5	471				
	2007-		L	F		217058	Drive Shaft		25	24	51.1	84.5	582				
	2007-		R	F		217063	Drive Shaft		25	39.2	51.1	84.5	538				
MAREA																	
1.6 16V	2006.01- 2007.12	MT			Exceto Turbo / Excepto Turbo / Except Turbo	602011	Inner Joint			25		32					
1.8 16V	1998.01- 2004.12	MT			Exceto Turbo / excepto Turbo / Except Turbo	602011	Inner Joint			25		32					
2.0 16V	1998.01- 2004.12	MT				617038	Inner Joint			25		32					
2.0 20V	1998.01- 2004.12	MT				617038	Inner Joint			25		32					
MAREA (185)																	
1.2 16V (60 kW)	1998.10- 2002.05			F	Saloon Engine 182B2.000	817015	Outer Joint		22	22	51	79.5	54		O		
1.4 12V (59 kW)	1996.09- 2002.05	MT/AT		F	Saloon Engine 182A3.000	817039	Outer Joint	44T	22	20	46.8	75.5	52		O		
	1996.09- 2002.05	MT/AT		F	Saloon Engine 182A3.000	817001	Outer Joint		22	20	46.8	75.5	52		O		
	1996.09- 2002.05	5MT		F	Saloon Engine 182A3.000	602005	Inner Joint			25		32					
1.6 100 16V Bipower (76 kW)	1999.04- 2002.05	MT/AT		F	Saloon Engine 185A3.000/186A4.000	817011	Outer Joint		25	22	51	84.5	57		O		
1.6 16V (76 kW)	1996.09- 2002.05	MT/AT		F	Saloon Engine 182A4.000	817023	Outer Joint		25	22	52	84	57		O		
	1996.09- 2002.05	MT/AT		F	Saloon Engine 182A4.000	602005	Inner Joint			25		32					
	1996.09- 2002.05	MT/AT		F	Saloon Engine 182A4.000	802005	Outer Joint	44T	25	22	52	84	57		O		
1.8 16V (83 kW)	1996.09- 2002.05	MT/AT		F	Saloon Engine 182A2.000	802006	Outer Joint	44T	25	25	52	85	58		O		
	1996.09- 2002.05	5MT		F	Saloon Engine 182A2.000	817042	Outer Joint		25	25	51	85	58		O		
	1996.09- 2002.05	5MT		F	Saloon Engine 182A2.000	602005	Inner Joint			25		32					
	1996.09- 2002.05	MT/AT		F	Saloon Engine 182A2.000	802003	Outer Joint		25	25	52	85	58		O		





	 YEAR	TRANSM	L/R	F/R	REMARKS	GSP Ref.	 PRODUCT	 ABS	Technical Specifications					
									A	B	C	H	L	P
FIAT														
MAREA (185)														
1.9 JTD (77 kW)	1999.04- 2001.01	5MT		F	Saloon Engine 182B4.000	817042	Outer Joint		25	25	51	85	58	O
1.9 JTD (81 kW)	2001.01- 2002.05			F	Saloon Engine 186A6.000	817042	Outer Joint		25	25	51	85	58	O
1.9 TD (55 kW)	1996.09- 2002.05	MT/AT		F	Saloon Engine 182A8.000	802006	Outer Joint	44T	25	25	52	85	58	O
	1996.09- 2002.05	5MT		F	Saloon Engine 182A8.000	817042	Outer Joint		25	25	51	85	58	O
	1996.09- 2002.05	5MT		F	Saloon Engine 182A8.000	602005	Inner Joint		25		32			
	1996.09- 2002.05	MT/AT		F	Saloon Engine 182A8.000	802003	Outer Joint		25	25	52	85	58	O
1.9 TD (74 kW)	1996.09- 2002.05	MT/AT		F	Saloon Engine 182A7.000	802006	Outer Joint	44T	25	25	52	85	58	O
	1996.09- 2002.05	5MT		F	Saloon Engine 182A7.000	817042	Outer Joint		25	25	51	85	58	O
	1996.09- 2002.05	5MT		F	Saloon Engine 182A7.000	602005	Inner Joint		25		32			
	1996.09- 2002.05	MT/AT		F	Saloon Engine 182A7.000	802003	Outer Joint		25	25	52	85	58	O
2.0 20V (108 kW)	1996.09- 1999.04	MT/AT		F	Saloon Engine 182A1.000	802008	Outer Joint		25	25	59	85	58	O
	1996.09- 1999.04	MT/AT		F	Saloon Engine 182A1.000	817032	Outer Joint	44T	25	25	59	85	58	O
	1996.09- 1999.04	5MT		F	Saloon Engine 182A1.000	602005	Inner Joint		25		32			
2.0 20V (113 kW)	1999.04- 2001.01	MT		F	Saloon Engine 182B7.000	802006	Outer Joint	44T	25	25	52	85	58	O
	1999.04- 2001.01	MT		F	Saloon Engine 182B7.000	802003	Outer Joint		25	25	52	85	58	O
2.4 JTD (96 kW)	1999.04- 2002.05	MT		F	Saloon Engine 185A6.000/839A5.000	802012	Outer Joint		25	28	59	85	63	O
2.4 TD (91 kW)	1996.09- 1999.04	MT/AT		F	Saloon Engine 185A2.000	802009	Outer Joint	44T	25	28	56	85	63.5	O
	1996.09- 1999.04	MT/AT		F	Saloon Engine 185A2.000	802019	Outer Joint		25	28	56	85	63.5	O
	1996.09- 1999.04	5MT		F	Saloon Engine 185A2.000	602005	Inner Joint		25		32			
MAREA WEEKEND														
1.8 16V	1998.01- 2006.12	MT			Exceto Turbo / excepto Turbo / Except Turbo	602011	Inner Joint		25		32			
2.0 16V	1998.01- 2006.12	MT				617038	Inner Joint		25		32			
MAREA WEEKEND (185)														
1.2 16V (60 kW)	1998.10- 2002.05			F	Estate Engine 182B2.000	817015	Outer Joint		22	22	51	79.5	54	O
1.4 12V (59 kW)	1996.09- 2002.05	MT/AT		F	Estate Engine 182A3.000	817039	Outer Joint	44T	22	20	46.8	75.5	52	O
	1996.09- 2002.05	MT/AT		F	Estate Engine 182A3.000	817001	Outer Joint		22	20	46.8	75.5	52	O
	1996.09- 2002.05	5MT		F	Estate Engine 182A3.000	602005	Inner Joint		25		32			
1.6 16V (76 kW)	1996.09- 2002.05	MT/AT		F	Estate Engine 182A4.000	817023	Outer Joint		25	22	52	84	57	O
	1996.09- 2002.05	MT/AT		F	Estate Engine 182A4.000	602005	Inner Joint		25		32			
	1996.09- 2002.05	MT/AT		F	Estate Engine 182A4.000	802005	Outer Joint	44T	25	22	52	84	57	O
1.8 16V (83 kW)	1996.09- 2002.05	MT/AT		F	Estate Engine 182A2.000	802006	Outer Joint	44T	25	25	52	85	58	O
	1996.09- 2002.05	5MT		F	Estate Engine 182A2.000	817042	Outer Joint		25	25	51	85	58	O
	1996.09- 2002.05	5MT		F	Estate Engine 182A2.000	602005	Inner Joint		25		32			
	1996.09- 2002.05	MT/AT		F	Estate Engine 182A2.000	802003	Outer Joint		25	25	52	85	58	O
1.9 JTD (77 kW)	1999.04- 2002.05	5MT		F	Estate Engine 182B4.000	817042	Outer Joint		25	25	51	85	58	O
1.9 JTD (81 kW)	1999.03- 2003.02			F	Estate Engine 186A6.000	817042	Outer Joint		25	25	51	85	58	O
1.9 TD (55 kW)	1996.09- 2002.05	MT/AT		F	Estate Engine 182A8.000	802006	Outer Joint	44T	25	25	52	85	58	O
	1996.09- 2002.05	5MT		F	Estate Engine 182A8.000	817042	Outer Joint		25	25	51	85	58	O
	1996.09- 2002.05	5MT		F	Estate Engine 182A8.000	602005	Inner Joint		25		32			
	1996.09- 2002.05	MT/AT		F	Estate Engine 182A8.000	802003	Outer Joint		25	25	52	85	58	O
1.9 TD (74 kW)	1996.09- 2002.05	MT/AT		F	Estate Engine 182A7.000/182B9.000	802006	Outer Joint	44T	25	25	52	85	58	O
	1996.09- 2002.05	5MT		F	Estate Engine 182A7.000/182B9.000	817042	Outer Joint		25	25	51	85	58	O
	1996.09- 2002.05	5MT		F	Estate Engine 182A7.000/182B9.000	602005	Inner Joint		25		32			
	1996.09- 2002.05	MT/AT		F	Estate Engine 182A7.000/182B9.000	802003	Outer Joint		25	25	52	85	58	O
2.0 20V (108 kW)	1996.09- 1999.04	MT/AT		F	Estate Engine 182A1.000	802008	Outer Joint		25	25	59	85	58	O
	1996.09- 1999.04	MT/AT		F	Estate Engine 182A1.000	817032	Outer Joint	44T	25	25	59	85	58	O
	1996.09- 1999.04	5MT		F	Estate Engine 182A1.000	602005	Inner Joint		25		32			
2.0 20V (113 kW)	1999.04- 2003.02	MT		F	Estate Engine 182B7.000	802003	Outer Joint		25	25	52	85	58	O
	1999.04- 2003.02	MT		F	Estate Engine 182B7.000	802006	Outer Joint	44T	25	25	52	85	58	O
2.4 JTD (96 kW)	1999.04- 2002.05	MT		F	Estate Engine 185A6.000/839A5.000	802012	Outer Joint		25	28	59	85	63	O
2.4 TD (91 kW)	1996.09- 1999.04	MT/AT		F	Estate Engine 185A2.000	802009	Outer Joint	44T	25	28	56	85	63.5	O
	1996.09- 1999.04	MT/AT		F	Estate Engine 185A2.000	802019	Outer Joint		25	28	56	85	63.5	O
	1996.09- 1999.04	5MT		F	Estate Engine 185A2.000	602005	Inner Joint		25		32			
MULTIPLA (186)														
1.6 16V (76 kW)	1999.04- 2010.06	5MT		F	MPV Engine 182A4.000	602005	Inner Joint		25		32			
	1999.04- 2010.06	MT		F	MPV Engine 182A4.000	817011	Outer Joint		25	22	51	84.5	57	O
1.6 16V Bipower (76 kW)	1999.04- 2010.06	MT		F	MPV Engine 186A4.000	817011	Outer Joint		25	22	51	84.5	57	O
1.6 16V Blupower (70 kW)	1999.04- 2010.06	5MT		F	MPV Engine 186A3.000	602005	Inner Joint		25		32			
	1999.04- 2010.06	MT		F	MPV Engine 186A3.000	817011	Outer Joint		25	22	51	84.5	57	O
1.9 JTD (77 kW)	1999.04- 2010.06	MT		F	MPV Engine 182B4.000	817042	Outer Joint		25	25	51	85	58	O
	1999.04- 2010.06	MT		F	MPV Engine 182B4.000	602005	Inner Joint		25		32			
1.9 JTD (81 kW)	2001.03- 2002.07			F	MPV Engine 186A6.000	817042	Outer Joint		25	25	51	85	58	O





	 YEAR	TRANSM	L/R	F/R	REMARKS	GSP Ref.	 PRODUCT	 ABS	Technical Specifications									
									A	B	C	H	L	P				
FIAT																		
MULTIPLA (186)																		
1.9 JTD (85 kW)	2002.07- 2010.06			F	MPV Engine 186A8.000	817042	Outer Joint		25	25	51	85	58	O				
	2002.07- 2010.06			F	MPV Engine 186A8.000	602005	Inner Joint			25		32						
1.9 JTD (88 kW)	2006.02- 2010.06			F	MPV Engine 186A9.000	817042	Outer Joint		25	25	51	85	58	O				
	2006.02- 2010.06			F	MPV Engine 186A9.000	602005	Inner Joint			25		32						
PALIO																		
1.2	2002-					617027	Inner Joint		22	22	36	61.5	93.5					
1.2 16V	2002-		R	F		217030	Drive Shaft		22	31.95	47	89	809					
	2002-		L	F		217029	Drive Shaft		22	31.95	47	89	504					
1.3 MJT	2003- 2006		R	F		217002	Drive Shaft		25		51	90	533					
	2003- 2006		L	F		217003	Drive Shaft		25		51	90	455					
	2005-		R	F		217014	Drive Shaft		25	35.6	51	90	524					
	2005-		L	F		217013	Drive Shaft		25	35.6	51	90	501					
1.4	2002-					617027	Inner Joint		22	22	36	61.5	93.5					
1.4 16V	2002-		R	F		217030	Drive Shaft		22	31.95	47	89	809					
	2002-		L	F		217029	Drive Shaft		22	31.95	47	89	504					
1.4/1.6			L			217029	Drive Shaft		22	31.95	47	89	504					
			R			217030	Drive Shaft		22	31.95	47	89	809					
1.6	1996-		L	F		217005	Drive Shaft		22	31.95	52	91	554					
	1996-		R	F		217007	Drive Shaft		22	31.95	52	91	904.5					
1.6 16V	2002-		R	F		217030	Drive Shaft		22	31.95	47	89	809					
	2002-		L	F		217029	Drive Shaft		22	31.95	47	89	504					
1.8 8V						617018	Inner Joint			25		32						
PALIO (178BX)																		
1.0 (45 kW)	1996.04-			F	Hatchback	817029	Outer Joint		22	20	47	89	61	O				
	1996.04-	MT		F	Hatchback	817020	Outer Joint	44T	22	22	52	91	60.5	O				
	1996.04-	MT		F	Hatchback	817017	Outer Joint		22	20	52	91	60.5	O				
1.0 (56 kW)	1996.04-			F	Hatchback	817029	Outer Joint		22	20	47	89	61	O				
1.2 (44 kW)	1997.07- 2002.08			F	Hatchback Engine 178B7.045/178C4.066/188A4.000	817029	Outer Joint		22	20	47	89	61	O				
1.2 (54 kW)	1998.06-	MT		F	Hatchback Engine 176A8.000/178B5.000/178E2.000	817020	Outer Joint	44T	22	22	52	91	60.5	O				
	1998.06-	MT		F	Hatchback Engine 176A8.000/178B5.000/178E2.000	817017	Outer Joint		22	20	52	91	60.5	O				
1.4 (51 kW)	1996.04-			F	Hatchback Engine 178B2.000	817037	Outer Joint		22	22	51	89	61	O				
	1996.04-	MT		F	Hatchback Engine 178B2.000	817020	Outer Joint	44T	22	22	52	91	60.5	O				
	1996.04-	MT		F	Hatchback Engine 178B2.000	817017	Outer Joint		22	20	52	91	60.5	O				
1.4 CAT (51 kW)	1996.04-			F	Hatchback Engine 178B2.016	817037	Outer Joint		22	22	51	89	61	O				
	1996.04-	MT		F	Hatchback Engine 178B2.016	817020	Outer Joint	44T	22	22	52	91	60.5	O				
	1996.04-	MT		F	Hatchback Engine 178B2.016	817017	Outer Joint		22	20	52	91	60.5	O				
1.5 (57 kW)	1996.04-	MT		F	Hatchback	817020	Outer Joint	44T	22	22	52	91	60.5	O				
	1996.04-	MT		F	Hatchback	817019	Outer Joint		22	22	52	91	60.5	O				
1.6 16V (74 kW)	1996.04-	MT		F	Hatchback Engine 178B3.000	817020	Outer Joint	44T	22	22	52	91	60.5	O				
	1996.04-	MT		F	Hatchback Engine 178B3.000	817019	Outer Joint		22	22	52	91	60.5	O				
PALIO WEEKEND																		
1.8 8V						617018	Inner Joint			25		32						
PALIO WEEKEND (178DX)																		
1.2 (44 kW)	2001.02-			F	Estate Engine 178C4.066/188A4.000	817016	Outer Joint		22	22	47	89	61	O				
1.2 (54 kW)	1996.04- 2001.02			F	Estate Engine 178B5.000	817056	Outer Joint		22	22	52	90	59.5	O				
	1996.04- 2001.02	MT		F	Estate Engine 178B5.000	817020	Outer Joint	44T	22	22	52	91	60.5	O				
	1996.04- 2001.02	MT		F	Estate Engine 178B5.000	817017	Outer Joint		22	20	52	91	60.5	O				
1.2 (59 kW)	2001.09-			F	Estate Engine 188A5.000	817016	Outer Joint		22	22	47	89	61	O				
1.6 16V (74 kW)	1996.04- 2001.02	MT		F	Estate Engine 178B3.000	817020	Outer Joint	44T	22	22	52	91	60.5	O				
	1996.04- 2001.02	MT		F	Estate Engine 178B3.000	817019	Outer Joint		22	22	52	91	60.5	O				
1.6 16V (76 kW)	2001.02-			F	Estate Engine 182B6.000	817016	Outer Joint		22	22	47	89	61	O				
1.7 TD (51 kW)	1996.04- 2001.03	MT		F	Estate Engine 176A3.000	817020	Outer Joint	44T	22	22	52	91	60.5	O				
	1996.04- 2001.03	MT		F	Estate Engine 176A3.000	817019	Outer Joint		22	22	52	91	60.5	O				
1.9 D (46 kW)	2001.03-			F	Estate Engine 223A6.000	817016	Outer Joint		22	22	47	89	61	O				
PANDA (141A_)																		
1.0 (32 kW)	1986.01- 1992.04			F	Hatchback Engine 156A2.100	804001	Outer Joint		20	20	43.1	90.5	60.5	O				
1.0 (37 kW)	1985.01- 1992.12			F	Hatchback Engine 156A3.000	804001	Outer Joint		20	20	43.1	90.5	60.5	O				
1.0 4x4 (32 kW)	1986.01- 1989.07			F	All-wheel Drive Hatchback Engine 156A2.100/156A3.100	804001	Outer Joint		20	20	43.1	90.5	60.5	O				
1.0 4x4 (33 kW)	1986.05- 1994.12			F	All-wheel Drive Hatchback Engine 141C2.000/156A2.246	804001	Outer Joint		20	20	43.1	90.5	60.5	O				
1.0 4x4 (37 kW)	1986.01- 1992.12			F	All-wheel Drive Hatchback Engine 156A3.000	804001	Outer Joint		20	20	43.1	90.5	60.5	O				
1.0 i.e. CAT (33 kW)	1987.10- 1998.08			F	Hatchback Engine 141C2.000/156A2.246	804001	Outer Joint		20	20	43.1	90.5	60.5	O				





	 YEAR	TRANSM	L/R	F/R	REMARKS	GSP Ref.	 PRODUCT	 ABS	Technical Specifications					
									A	B	C	H	L	P
FIAT														
PANDA (141A_)														
1.1 (37 kW)	1991.05- 1999.12			F	Hatchback Engine 156C.046	804001	Outer Joint		20	20	43.1	90.5	60.5	O
1.1 (40 kW)	1995.02- 2003.09			F	Hatchback Engine 176B2.000/187A1.000	804001	Outer Joint		20	20	43.1	90.5	60.5	O
1.1 4x4 (40 kW)	1995.02- 2004.07			F	All-wheel Drive Hatchback Engine 176B2.000	804001	Outer Joint		20	20	43.1	90.5	60.5	O
1.1 Trekking 4x4 (37 kW)	1991.10- 2004.07			F	All-wheel Drive Hatchback Engine 156C.046	804001	Outer Joint		20	20	43.1	90.5	60.5	O
1.3 D (27 kW)	1986.04- 1992.12			F	Hatchback Engine 156A5.000	804001	Outer Joint		20	20	43.1	90.5	60.5	O
650 (22 kW)	1982.01- 2004.07			F	Hatchback Engine 141A.000	804001	Outer Joint		20	20	43.1	90.5	60.5	O
750 (25 kW)	1986.01- 1995.01			F	Hatchback Engine 141B.000	804001	Outer Joint		20	20	43.1	90.5	60.5	O
	1986.01- 1995.01			F	Hatchback Engine 156A4.000	804001	Outer Joint		20	20	43.1	90.5	60.5	O
900 (29 kW)	1992.04- 1996.12			F	Hatchback Engine 1170A1.046	804001	Outer Joint		20	20	43.1	90.5	60.5	O
900 (33 kW)	1980.10- 1994.06			F	Hatchback Engine 100GL3.000/146A.000	804001	Outer Joint		20	20	43.1	90.5	60.5	O
950 (35 kW)	1982.09- 1983.08			F	Hatchback Engine A112B1.054	804001	Outer Joint		20	20	43.1	90.5	60.5	O
950 4x4 (35 kW)	1983.09- 1986.12			F	All-wheel Drive Hatchback Engine A112B1.054	804001	Outer Joint		20	20	43.1	90.5	60.5	O
PANDA (169)														
1.1 (40 kW)	2004.01- 2006.01			F	Hatchback Engine 187A1.000	817043	Outer Joint		22	20	47	75.5	54.5	M
1.2 (44 kW)	2004.01- 2007.12			F	Hatchback Engine 188A4.000	817043	Outer Joint		22	20	47	75.5	54.5	M
1.2 4x4 (44 kW)	2005.01-				All-wheel Drive Hatchback Engine 188A4.000	817026	Outer Joint		25	22	51	84	57	M
1.3 D Multijet (51 kW)	2004.01- 2006.12			F	Hatchback Engine 188A9.000	817026	Outer Joint		25	22	51	84	57	M
1.3 D Multijet (55 kW)	2006.06-			F	Hatchback Engine 169A1.000	817026	Outer Joint		25	22	51	84	57	M
1.3 D Multijet 4x4 (51 kW)	2004.10-				All-wheel Drive Hatchback Engine 188A9.000/188A8.000	817026	Outer Joint		25	22	51	84	57	M
1.4 (74 kW)	2006.10-			F	Hatchback Engine 169A3.000	817026	Outer Joint		25	22	51	84	57	M
PANDA VAN (141_)														
1.0 (32 kW)	1986.01- 1992.02			F	Box Engine 156A2.100/156A3.100	804001	Outer Joint		20	20	43.1	90.5	60.5	O
1.0 i.e (33 kW)	1992.08- 2004.02			F	Box Engine 156A2.246	804001	Outer Joint		20	20	43.1	90.5	60.5	O
750 (25 kW)	1986.01- 1992.07			F	Box Engine 141B.000	804001	Outer Joint		20	20	43.1	90.5	60.5	O
PANDA VAN (169)														
1.3 JTD (55 kW)	2006.01-			F	BoxBody/Estate Engine 169A1.000	817026	Outer Joint		25	22	51	84	57	M
PUNTO (176)														
1.1 (40 kW)	1993.09- 1999.09	MT		F	Hatchback Engine 176A6.000/176B2.000	817039	Outer Joint	44T	22	20	46.8	75.5	52	O
	1993.09- 1999.09	5MT	L	F	Hatchback Engine 176A6.000/176B2.000	217018	Drive Shaft		22	22	46.8	75.5	581	
	1993.09- 1999.09	5MT	R	F	Hatchback Engine 176A6.000/176B2.000	217022	Drive Shaft		22	22	46.8	75.5	874	
	1993.09- 1999.09	5MT	L	F	Hatchback Engine 176A6.000/176B2.000	217037	Drive Shaft	44T	22	22	46.8	75.5	581	
	1993.09- 1999.09	5MT	R	F	Hatchback Engine 176A6.000/176B2.000	217039	Drive Shaft	44T	22	22	46.8	75.5	874	
	1993.09- 1999.09	MT		F	Hatchback Engine 176A6.000/176B2.000	817001	Outer Joint		22	20	46.8	75.5	52	O
1.2 (43 kW)	1994.01- 1999.09	MT		F	Hatchback Engine 176A7.000	817039	Outer Joint	44T	22	20	46.8	75.5	52	O
	1994.01- 1999.09	MT	L	F	Hatchback Engine 176A7.000	217018	Drive Shaft		22	22	46.8	75.5	581	
	1994.01- 1999.09	MT	R	F	Hatchback Engine 176A7.000	217022	Drive Shaft		22	22	46.8	75.5	874	
	1994.01- 1999.09	MT	L	F	Hatchback Engine 176A7.000	217037	Drive Shaft	44T	22	22	46.8	75.5	581	
	1994.01- 1999.09	MT	R	F	Hatchback Engine 176A7.000	217039	Drive Shaft	44T	22	22	46.8	75.5	874	
	1994.01- 1999.09	MT		F	Hatchback Engine 176A7.000	817001	Outer Joint		22	20	46.8	75.5	52	O
1.2 (44 kW)	1994.03- 1999.09	MT		F	Hatchback Engine 176B1.000/176B4.000	817039	Outer Joint	44T	22	20	46.8	75.5	52	O
	1994.03- 1999.09	MT	L	F	Hatchback Engine 176B1.000/176B4.000	217018	Drive Shaft		22	22	46.8	75.5	581	
	1994.03- 1999.09	MT	R	F	Hatchback Engine 176B1.000/176B4.000	217022	Drive Shaft		22	22	46.8	75.5	874	
	1994.03- 1999.09	MT	L	F	Hatchback Engine 176B1.000/176B4.000	217037	Drive Shaft	44T	22	22	46.8	75.5	581	
	1994.03- 1999.09	MT	R	F	Hatchback Engine 176B1.000/176B4.000	217039	Drive Shaft	44T	22	22	46.8	75.5	874	
	1994.03- 1999.09	MT		F	Hatchback Engine 176B1.000/176B4.000	817001	Outer Joint		22	20	46.8	75.5	52	O
1.2 (54 kW)	1993.10- 1999.09	MT		F	Hatchback Engine 176A8.000	817039	Outer Joint	44T	22	20	46.8	75.5	52	O
	1993.10- 1999.09	MT	L	F	Hatchback Engine 176A8.000	217018	Drive Shaft		22	22	46.8	75.5	581	
	1993.10- 1999.09	MT	R	F	Hatchback Engine 176A8.000	217022	Drive Shaft		22	22	46.8	75.5	874	
	1993.10- 1999.09	MT	L	F	Hatchback Engine 176A8.000	217037	Drive Shaft	44T	22	22	46.8	75.5	581	
	1993.10- 1999.09	MT	R	F	Hatchback Engine 176A8.000	217039	Drive Shaft	44T	22	22	46.8	75.5	874	
	1993.10- 1999.09	MT		F	Hatchback Engine 176A8.000	817001	Outer Joint		22	20	46.8	75.5	52	O
1.2 16V (63 kW)	1997.04- 1999.09	MT		F	Hatchback Engine 176B9.000	817039	Outer Joint	44T	22	20	46.8	75.5	52	O
	1997.04- 1999.09	MT		F	Hatchback Engine 176B9.000	817001	Outer Joint		22	20	46.8	75.5	52	O
1.4 GT Turbo (98 kW)	1994.01- 1996.09	MT		F	Hatchback Engine 176A4.000	802006	Outer Joint	44T	25	25	52	85	58	O
	1994.01- 1996.09	MT		F	Hatchback Engine 176A4.000	817004	Outer Joint		25	25	52	85	58	I
	1994.01- 1996.09			F	Hatchback Engine 176A4.000	602005	Inner Joint		25		32			
1.6 (65 kW)	1994.01- 1997.04	MT		F	Hatchback Engine 176A9.000	817039	Outer Joint	44T	22	20	46.8	75.5	52	O
	1994.01- 1997.04	MT	L	F	Hatchback Engine 176A9.000	217018	Drive Shaft		22	22	46.8	75.5	581	
	1994.01- 1997.04	MT	R	F	Hatchback Engine 176A9.000	217022	Drive Shaft		22	22	46.8	75.5	874	
	1994.01- 1997.04	MT	L	F	Hatchback Engine 176A9.000	217037	Drive Shaft	44T	22	22	46.8	75.5	581	
	1994.01- 1997.04	MT	R	F	Hatchback Engine 176A9.000	217039	Drive Shaft	44T	22	22	46.8	75.5	874	





	 YEAR	TRANSM	L/R	F/R	REMARKS	GSP Ref.	 PRODUCT	 ABS	Technical Specifications									
									A	B	C	H	L	P				
FIAT PUNTO (176)																		
1.6 (65 kW)	1994.01- 1997.04	MT		F	Hatchback Engine 176A9.000	817001	Outer Joint		22	20	46.8	75.5	52	O				
1.7 D (42 kW)	1994.04- 1997.09	MT	L	F	Hatchback Engine 176B3.000	217018	Drive Shaft		22	22	46.8	75.5	581					
	1994.04- 1997.09	MT	R	F	Hatchback Engine 176B3.000	217022	Drive Shaft		22	22	46.8	75.5	874					
	1994.04- 1997.09	MT	L	F	Hatchback Engine 176B3.000	217037	Drive Shaft	44T	22	22	46.8	75.5	581					
	1994.04- 1997.09	MT	R	F	Hatchback Engine 176B3.000	217039	Drive Shaft	44T	22	22	46.8	75.5	874					
1.7 TD (46 kW)	1996.09- 1999.09			F	Hatchback Engine 176B7.000	817023	Outer Joint		25	22	52	84	57	O				
	1996.09- 1999.09			F	Hatchback Engine 176B7.000	802005	Outer Joint	44T	25	22	52	84	57	O				
	1996.09- 1999.09			F	Hatchback Engine 176B7.000	602005	Inner Joint			25		32						
1.7 TD (51 kW)	1994.01- 1999.09	MT		F	Hatchback Engine 176A3.000	817004	Outer Joint		25	25	52	85	58	I				
	1994.01- 1999.09			F	Hatchback Engine 176A3.000	817023	Outer Joint		25	22	52	84	57	O				
	1994.01- 1999.09			F	Hatchback Engine 176A3.000	802005	Outer Joint	44T	25	22	52	84	57	O				
	1994.01- 1999.09			F	Hatchback Engine 176A3.000	602005	Inner Joint			25		32						
1.7 TD (52 kW)	1994.01- 1999.09	MT		F	Hatchback Engine 176A5.000	817004	Outer Joint		25	25	52	85	58	I				
	1994.01- 1999.09			F	Hatchback Engine 176A5.000	817023	Outer Joint		25	22	52	84	57	O				
	1994.01- 1999.09			F	Hatchback Engine 176A5.000	802005	Outer Joint	44T	25	22	52	84	57	O				
	1994.01- 1999.09			F	Hatchback Engine 176A5.000	602005	Inner Joint			25		32						
PUNTO (176C)																		
1.2 (43 kW)	1994.04- 2000.06	MT		F	Convertible Engine 176A7.000	817039	Outer Joint	44T	22	20	46.8	75.5	52	O				
	1994.04- 2000.06	MT	L	F	Convertible Engine 176A7.000	217018	Drive Shaft		22	22	46.8	75.5	581					
	1994.04- 2000.06	MT	R	F	Convertible Engine 176A7.000	217022	Drive Shaft		22	22	46.8	75.5	874					
	1994.04- 2000.06	MT	L	F	Convertible Engine 176A7.000	217037	Drive Shaft	44T	22	22	46.8	75.5	581					
	1994.04- 2000.06	MT	R	F	Convertible Engine 176A7.000	217039	Drive Shaft	44T	22	22	46.8	75.5	874					
	1994.04- 2000.06	MT		F	Convertible Engine 176A7.000	817001	Outer Joint		22	20	46.8	75.5	52	O				
1.2 (44 kW)	1995.05- 2000.06	MT		F	Convertible Engine 176B1.000/176B4.000	817039	Outer Joint	44T	22	20	46.8	75.5	52	O				
	1995.05- 2000.06	MT	L	F	Convertible Engine 176B1.000/176B4.000	217018	Drive Shaft		22	22	46.8	75.5	581					
	1995.05- 2000.06	MT	R	F	Convertible Engine 176B1.000/176B4.000	217022	Drive Shaft		22	22	46.8	75.5	874					
	1995.05- 2000.06	MT	L	F	Convertible Engine 176B1.000/176B4.000	217037	Drive Shaft	44T	22	22	46.8	75.5	581					
	1995.05- 2000.06	MT	R	F	Convertible Engine 176B1.000/176B4.000	217039	Drive Shaft	44T	22	22	46.8	75.5	874					
	1995.05- 2000.06	MT		F	Convertible Engine 176B1.000/176B4.000	817001	Outer Joint		22	20	46.8	75.5	52	O				
1.2 16V (63 kW)	1997.04- 2000.06	MT		F	Convertible Engine 176B9.000	817039	Outer Joint	44T	22	20	46.8	75.5	52	O				
	1997.04- 2000.06	MT		F	Convertible Engine 176B9.000	817001	Outer Joint		22	20	46.8	75.5	52	O				
1.6 (65 kW)	1994.04- 1997.04	MT		F	Convertible Engine 176A9.000	817039	Outer Joint	44T	22	20	46.8	75.5	52	O				
	1994.04- 1997.04	MT	L	F	Convertible Engine 176A9.000	217018	Drive Shaft		22	22	46.8	75.5	581					
	1994.04- 1997.04	MT	R	F	Convertible Engine 176A9.000	217022	Drive Shaft		22	22	46.8	75.5	874					
	1994.04- 1997.04	MT	L	F	Convertible Engine 176A9.000	217037	Drive Shaft	44T	22	22	46.8	75.5	581					
	1994.04- 1997.04	MT	R	F	Convertible Engine 176A9.000	217039	Drive Shaft	44T	22	22	46.8	75.5	874					
	1994.04- 1997.04	MT		F	Convertible Engine 176A9.000	817001	Outer Joint		22	20	46.8	75.5	52	O				
PUNTO (188)																		
1.2 (44 kW)	1999.09-	6AT		F	Hatchback Engine 188A4.000	817014	Outer Joint		22	21	51	79.5	54	M				
	1999.09-	MT	L	F	Hatchback Engine 188A4.000	217032	Drive Shaft		22	22	51	79.5	612					
	1999.09-	MT	R	F	Hatchback Engine 188A4.000	217033	Drive Shaft		22	22	51	79.5	841					
	1999.09-			F	Hatchback Engine 188A4.000	817034	Outer Joint		22	21	51	79.5	54	M				
	1999.09-	MT/6MT		F	Hatchback Engine 188A4.000	602005	Inner Joint			25		32						
1.2 16V (59 kW)	1999.09-			F	Hatchback Engine 188A5.000	817014	Outer Joint		22	21	51	79.5	54	M				
	1999.09-	MT	L	F	Hatchback Engine 188A5.000	217032	Drive Shaft		22	22	51	79.5	612					
	1999.09-	MT	R	F	Hatchback Engine 188A5.000	217033	Drive Shaft		22	22	51	79.5	841					
1.2 Natural Power (44 kW)	2003.09-			F	Hatchback Engine 188A4.000	817014	Outer Joint		22	21	51	79.5	54	M				
	2003.09-	MT	L	F	Hatchback Engine 188A4.000	217032	Drive Shaft		22	22	51	79.5	612					
	2003.09-	MT	R	F	Hatchback Engine 188A4.000	217033	Drive Shaft		22	22	51	79.5	841					
1.3 JTD 16V (51 kW)	2003.06-			F	Hatchback Engine 188A9.000	817042	Outer Joint		25	25	51	85	58	O				
	2003.06-			F	Hatchback Engine 188A9.000	602005	Inner Joint			25		32						
1.4 (70 kW)	2003.07- 2006.01			F	Hatchback Engine 843A1.000	817014	Outer Joint		22	21	51	79.5	54	M				
	2003.07- 2006.01		L	F	Hatchback Engine 843A1.000	217032	Drive Shaft		22	22	51	79.5	612					
1.8 HGT (96 kW)	1999.09-	5MT		F	Hatchback Engine 183A1.000/188A6.000	817042	Outer Joint		25	25	51	85	58	O				
	1999.09-	5MT		F	Hatchback Engine 183A1.000/188A6.000	602005	Inner Joint			25		32						
1.9 DS (44 kW)	1999.09-			F	Hatchback Engine 188A3.000	817014	Outer Joint		22	21	51	79.5	54	M				
	1999.09-			F	Hatchback Engine 188A3.000	602005	Inner Joint			25		32						
1.9 JTD (59 kW)	1999.09-	5MT		F	Hatchback Engine 188A2.000	817042	Outer Joint		25	25	51	85	58	O				
	1999.09-	5MT		F	Hatchback Engine 188A2.000	602005	Inner Joint			25		32						
1.9 JTD (63 kW)	2001.10-			F	Hatchback Engine 188A7.000	817042	Outer Joint		25	25	51	85	58	O				
1.9 JTD (74 kW)	2003.07- 2006.01			F	Hatchback Engine 188B2.000	817028	Outer Joint		25	24	51	84.5	62	M				





	 YEAR	TRANSM	L/R	F/R	REMARKS	GSP Ref.	 PRODUCT	 ABS	Technical Specifications							
									A	B	C	H	L	P		
FIAT																
PUNTO (199)																
1.3 D Multijet (55 kW)	2012.03-		R	F	Hatchback Engine 199A2.000/199A9.000	217066	Drive Shaft		25	33.9	51	84.5	497			
1.4 (55 kW)	2012.03-		R	F	Hatchback Engine 199A7.000	217066	Drive Shaft		25	33.9	51	84.5	497			
PUNTO / GRANDE PUNTO (199)																
1.2 (48 kW)	2006.01-			F	Hatchback Engine 199A4.000	817052	Outer Joint		22	21	51.2	79.5	54	M		
	2006.01-			F	Hatchback Engine 199A4.000	899018	Outer Joint		22	27	51	79.5	54	O		
	2006.01-			F	Hatchback Engine 199A4.000	817034	Outer Joint		22	21	51	79.5	54	M		
1.3 D Multijet (51 kW)	2008.07-		R	F	Hatchback Engine 199B2.000	217066	Drive Shaft		25	33.9	51	84.5	497			
1.3 D Multijet (55 kW)	2006.01- 2007.03			F	Hatchback Engine 199A2.000	817053	Outer Joint		25	23	51	84.5	60	M		
	2006.01- 2007.03			F	Hatchback Engine 199A2.000	850113	Outer Joint		27	35	56.5	91.5	71	I		
	2006.01- 2007.03		R	F	Hatchback Engine 199A2.000	217066	Drive Shaft		25	33.9	51	84.5	497			
	2006.01- 2007.03	5MT	L	F	Hatchback Engine 199A2.000	217082	Drive Shaft		25	33.9	51	84.5	514			
1.3 D Multijet (66 kW)	2006.01- 2007.03			F	Hatchback Engine 199A3.000	817053	Outer Joint		25	23	51	84.5	60	M		
	2006.01- 2007.03			F	Hatchback Engine 199A3.000	817028	Outer Joint		25	24	51	84.5	62	M		
	2006.01- 2007.03			F	Hatchback Engine 199A3.000	850113	Outer Joint		27	35	56.5	91.5	71	I		
	2006.01- 2007.03	6MT	R	F	Hatchback Engine 199A3.000	217146	Drive Shaft		25		51	84.5	522			
1.4 (57 kW)	2006.01- 2007.03			F	Hatchback Engine 350A1.000	817052	Outer Joint		22	21	51.2	79.5	54	M		
1.4 16V (70 kW)	2005.10-			F	Hatchback Engine 199A6.000	817052	Outer Joint		22	21	51.2	79.5	54	M		
	2005.10-		L	F	Hatchback Engine 199A6.000	217032	Drive Shaft		22	22	51	79.5	612			
1.4 Abarth (114 kW)	2007.12-			F	Hatchback Engine 199A8.000	817065	Outer Joint		25	33	51.1	84.5	61	I		
1.9 D Multijet (88 kW)	2006.01- 2007.03			F	Hatchback Engine 939A1.000	817065	Outer Joint		25	33	51.1	84.5	61	I		
1.9 D Multijet (96 kW)	2006.01-			F	Hatchback Engine 199A5.000	817065	Outer Joint		25	33	51.1	84.5	61	I		
PUNTO EVO (199)																
1.2 (48 kW)	2009.10- 2012.02			F	Hatchback Engine 199A4.000	817052	Outer Joint		22	21	51.2	79.5	54	M		
1.3 D Multijet (51 kW)	2008.07- 2012.02		R	F	Hatchback Engine 199B2.000	217066	Drive Shaft		25	33.9	51	84.5	497			
1.3 D Multijet (55 kW)	2009.10- 2012.02		R	F	Hatchback Engine 199A2.000/199A9.000	217066	Drive Shaft		25	33.9	51	84.5	497			
1.3 D Multijet (70 kW)	2009.10- 2012.02		R	F	Hatchback Engine 199B1.000	217146	Drive Shaft		25		51	84.5	522			
1.4 (57 kW)	2009.10- 2012.02			F	Hatchback Engine 350A1.000	817052	Outer Joint		22	21	51.2	79.5	54	M		
1.6 D Multijet (88 kW)	2009.10- 2012.02			F	Hatchback Engine 955A3.000	817065	Outer Joint		25	33	51.1	84.5	61	I		
PUNTO II																
1.2	1999.10-	MT	L	F		617001	Inner Joint		22	19	36	61.5	88.5			
	1999.10-	MT	L	F		217023	Drive Shaft		22	22	46.8	75.5	606			
1.9 D	1999.10-	MT	L	F		617001	Inner Joint		22	19	36	61.5	88.5			
	1999.10-	MT	L	F		217023	Drive Shaft		22	22	46.8	75.5	606			
PUNTO VAN (176L)																
1.1 (40 kW)	1996.04- 2000.02	MT		F	Box Engine 176B2.000	817039	Outer Joint	44T	22	20	46.8	75.5	52	O		
	1996.04- 2000.02	MT		F	Box Engine 176B2.000	817001	Outer Joint		22	20	46.8	75.5	52	O		
1.7 TD (52 kW)	1996.04- 2000.02			F	Box Engine 176A5.000	817023	Outer Joint		25	22	52	84	57	O		
	1996.04- 2000.02			F	Box Engine 176A5.000	802005	Outer Joint	44T	25	22	52	84	57	O		
PUNTO VAN (188AX)																
1.2 (44 kW)	2000.02- 2009.10			F	Box Engine 188A4.000	817014	Outer Joint		22	21	51	79.5	54	M		
	2000.02- 2009.10	MT	L	F	Box Engine 188A4.000	217032	Drive Shaft		22	22	51	79.5	612			
	2000.02- 2009.10	MT	R	F	Box Engine 188A4.000	217033	Drive Shaft		22	22	51	79.5	841			
1.9 D (44 kW)	2000.02- 2009.10			F	Box Engine 188A3.000	817014	Outer Joint		22	21	51	79.5	54	M		
1.9 JTD (63 kW)	2000.02- 2009.10			F	Box Engine 188A7.000	817042	Outer Joint		25	25	51	85	58	O		
	2000.02- 2009.10			F	Box Engine 188A7.000	602005	Inner Joint			25		32				
PUNTO VAN (199)																
1.3 D Multijet (55 kW)	2008.04-		R	F	Box Engine 199A2.000/199A9.000	217066	Drive Shaft		25	33.9	51	84.5	497			
QUBO (225)																
1.3 D Multijet (55 kW)	2008.02-	5MT		F	MPV Engine 199A2.000	817028	Outer Joint		25	24	51	84.5	62	M		
	2008.02-		R	F	MPV Engine 199A2.000	217146	Drive Shaft		25		51	84.5	522			
	2008.02-	MT	L	F	MPV Engine 199A2.000	217147	Drive Shaft		25		51	84.5	480			
REGATA (138)																
1.3 (48 kW)	1983.09- 1989.07	MT		F	Saloon Engine 149A3.000/149A7.000	817005	Outer Joint		22	20	48.1	90.5	59.5	O		
1.3 (50 kW)	1983.09- 1986.07	MT		F	Saloon Engine 138B2.000	817005	Outer Joint		22	20	48.1	90.5	59.5	O		
1.5 (55 kW)	1983.12- 1987.12	MT/AT		F	Saloon Engine 138B3.048/138C3.048	817006	Outer Joint		22	25	48.1	93.5	60.5	I		
1.5 (58 kW)	1985.05- 1987.12	MT/AT		F	Saloon Engine 149A5.000	817006	Outer Joint		22	25	48.1	93.5	60.5	I		
1.5 i.e. (55 kW)	1985.07- 1989.07	MT/AT		F	Saloon Engine 138C2.048/149C1.000	817006	Outer Joint		22	25	48.1	93.5	60.5	I		
1.5 Super (60 kW)	1983.09- 1985.04	MT/AT		F	Saloon Engine 138B3.000	817006	Outer Joint		22	25	48.1	93.5	60.5	I		
1.6 (60 kW)	1983.10- 1990.06	MT/AT		F	Saloon Engine 149A.000	817006	Outer Joint		22	25	48.1	93.5	60.5	I		
1.6 i.e. (66 kW)	1987.01- 1989.07	MT		F	Saloon Engine 149C2.000	817006	Outer Joint		22	25	48.1	93.5	60.5	I		
	1987.01- 1989.07			F	Saloon Engine 149C2.000	618070	Inner Joint			25		32				
	1987.01- 1989.07	MT		F	Saloon Engine 149C2.000	648004	Inner Joint			25		32				





	 YEAR	TRANSM	L/R	F/R	REMARKS	GSP Ref.	 PRODUCT	 ABS	Technical Specifications							
									A	B	C	H	L	P		
FIAT REGATA (138)																
1.6 Super (70 kW)	1983.10- 1989.07	MT		F	Saloon Engine 149C3.000	817006	Outer Joint		22	25	48.1	93.5	60.5	I		
	1983.10- 1989.07			F	Saloon Engine 149C3.000	618070	Inner Joint			25		32				
	1983.10- 1989.07	MT		F	Saloon Engine 149C3.000	648004	Inner Joint			25		32				
1.6 Super (74 kW)	1983.10- 1990.12	MT		F	Saloon Engine 149A2.000/149A4.000	817006	Outer Joint		22	25	48.1	93.5	60.5	I		
	1983.10- 1990.12			F	Saloon Engine 149A2.000/149A4.000	618070	Inner Joint			25		32				
	1983.10- 1990.12	MT		F	Saloon Engine 149A2.000/149A4.000	648004	Inner Joint			25		32				
1.7 Diesel (43 kW)	1983.09- 1986.12	MT		F	Saloon Engine 138B6.000	817005	Outer Joint		22	20	48.1	90.5	59.5	O		
1.7 Diesel (44 kW)	1985.05- 1989.03	MT		F	Saloon Engine 149B3.000	817005	Outer Joint		22	20	48.1	90.5	59.5	O		
1.9 Diesel (48 kW)	1984.04- 1989.07	MT		F	Saloon Engine 149A1.000	817005	Outer Joint		22	20	48.1	90.5	59.5	O		
1.9 Turbo Diesel (59 kW)	1986.05- 1989.07	MT		F	Saloon Engine 831D1.000	817006	Outer Joint		22	25	48.1	93.5	60.5	I		
	1986.05- 1989.07			F	Saloon Engine 831D1.000	618070	Inner Joint			25		32				
	1986.05- 1989.07	MT		F	Saloon Engine 831D1.000	648004	Inner Joint			25		32				
REGATA WEEKEND																
1.5 (55 kW)	1984.09- 1989.07	MT/AT		F	Estate Engine 138B3.048/138C3.048	817006	Outer Joint		22	25	48.1	93.5	60.5	I		
1.5 (60 kW)	1984.01- 1989.04	MT/AT		F	Estate Engine 138B3.000	817006	Outer Joint		22	25	48.1	93.5	60.5	I		
1.5 i.e. CAT (55 kW)	1986.12- 1989.07	MT/AT		F	Estate Engine 138C2.048	817006	Outer Joint		22	25	48.1	93.5	60.5	I		
1.6 (74 kW)	1984.09- 1986.12	MT		F	Estate Engine 149A4.000	817006	Outer Joint		22	25	48.1	93.5	60.5	I		
	1984.09- 1986.12	MT		F	Estate Engine 149A4.000	648004	Inner Joint			25		32				
1.6 i.e. (66 kW)	1987.01- 1989.07	MT		F	Estate Engine 149C2.000	817006	Outer Joint		22	25	48.1	93.5	60.5	I		
	1987.01- 1989.07	MT		F	Estate Engine 149C2.000	648004	Inner Joint			25		32				
1.6 i.e. (74 kW)	1987.01- 1990.12	MT		F	Estate Engine 149C3.000	817006	Outer Joint		22	25	48.1	93.5	60.5	I		
	1987.01- 1990.12	MT		F	Estate Engine 149C3.000	648004	Inner Joint			25		32				
1.7 Diesel (44 kW)	1984.01- 1989.12	MT		F	Estate Engine 149B3.000	817005	Outer Joint		22	20	48.1	90.5	59.5	O		
1.9 Diesel (48 kW)	1984.04- 1989.07	MT		F	Estate Engine 149A1.000	817005	Outer Joint		22	20	48.1	90.5	59.5	O		
1.9 Turbo Diesel (59 kW)	1986.05- 1989.07	MT		F	Estate Engine 831D1.000	817006	Outer Joint		22	25	48.1	93.5	60.5	I		
	1986.05- 1989.07	MT		F	Estate Engine 831D1.000	648004	Inner Joint			25		32				
SCUDO (220L)																
1.6 (58 kW)	1996.02- 2006.12			F	Box Engine 220A2.000	810016	Outer Joint		27	34	59	82	55	I		
	1996.02- 2006.12	MT	L	F	Box Engine 220A2.000	210052	Drive Shaft		27	24	61	82	648			
	1996.02- 2006.12	MT	R	F	Box Engine 220A2.000	210120	Drive Shaft		27	24	59	82	928			
	1996.02- 2006.12	MT	L	F	Box Engine 220A2.000	210082	Drive Shaft	48T	27	24	59	82	648			
	1996.02- 2006.12			F	Box Engine 220A2.000	810018	Outer Joint	48T	27	34	61	82	55	I		
	1996.02- 2006.12	MT	R	F	Box Engine 220A2.000	210012	Drive Shaft	48T	27	24	64	80.5	928			
1.9 D (51 kW)	1996.02- 2006.12			F	Box Engine D9B	810016	Outer Joint		27	34	59	82	55	I		
	1996.02- 2006.12	MT	L	F	Box Engine D9B	210052	Drive Shaft		27	24	61	82	648			
	1996.02- 2006.12	MT	R	F	Box Engine D9B	210120	Drive Shaft		27	24	59	82	928			
	1996.02- 2006.12	MT	L	F	Box Engine D9B	210082	Drive Shaft	48T	27	24	59	82	648			
	1996.02- 2006.12			F	Box Engine D9B	810018	Outer Joint	48T	27	34	61	82	55	I		
	1996.02- 2006.12	MT	R	F	Box Engine D9B	210012	Drive Shaft	48T	27	24	64	80.5	928			
	1998.04- 2006.12	MT	L	F	Box Engine WJZ(DW8)	210052	Drive Shaft		27	24	61	82	648			
	1998.04- 2006.12	MT	R	F	Box Engine WJZ(DW8)	210120	Drive Shaft		27	24	59	82	928			
	1998.04- 2006.12	MT	L	F	Box Engine WJZ(DW8)	210082	Drive Shaft	48T	27	24	59	82	648			
	1998.04- 2006.12			F	Box Engine WJZ(DW8)	810018	Outer Joint	48T	27	34	61	82	55	I		
1998.04- 2006.12	MT	R	F	Box Engine WJZ(DW8)	210012	Drive Shaft	48T	27	24	64	80.5	928				
1.9 TD (66 kW)	1996.02- 2006.12	MT	R	F	Box Engine DHX(XUD9TF/L)	210155	Drive Shaft		27	37	59	82	947			
	1996.02- 2006.12	MT	L	F	Box Engine DHX(XUD9TF/L)	210016	Drive Shaft	48T	27	37	59	82	641			
	1996.02- 2006.12	MT	R	F	Box Engine DHX(XUD9TF/L)	210014	Drive Shaft	48T	27	37	59	82	947			
	1996.02- 2006.12			F	Box Engine DHX(XUD9TF/L)	810015	Outer Joint	48T	27	39	59	82	63	I		
	1996.02- 2006.12	MT	L	F	Box Engine DHX(XUD9TF/L)	210072	Drive Shaft		27	37	59	82	641			
1.9 TD (68 kW)	1998.02- 2006.12	MT	R	F	Box Engine D8B	210155	Drive Shaft		27	37	59	82	947			
	1998.02- 2006.12	MT	L	F	Box Engine D8B	210016	Drive Shaft	48T	27	37	59	82	641			
	1998.02- 2006.12			F	Box Engine D8B	810014	Outer Joint		27	39	59	82	63	I		
	1998.02- 2006.12	MT	R	F	Box Engine D8B	210014	Drive Shaft	48T	27	37	59	82	947			
	1998.02- 2006.12			F	Box Engine D8B	810015	Outer Joint	48T	27	39	59	82	63	I		
	1998.02- 2006.12	MT	L	F	Box Engine D8B	210072	Drive Shaft		27	37	59	82	641			
2.0 (100 kW)	2000.05- 2006.12			F	Box Engine RFN	810018	Outer Joint	48T	27	34	61	82	55	I		
2.0 JTD (69 kW)	1999.12- 2006.12	MT	R	F	Box Engine RHX	210057	Drive Shaft		27	37	59	82	960			
	1999.12- 2006.12	MT	L	F	Box Engine RHX	210264	Drive Shaft	48T	27	37	59	82	630			
	1999.12- 2006.12	MT	R	F	Box Engine RHX	245120	Drive Shaft	48T	27	37	59	82	960			
	1999.12- 2006.12			F	Box Engine RHX	810015	Outer Joint	48T	27	39	59	82	63	I		
2.0 JTD (80 kW)	2002.12- 2006.12	MT	R	F	Box Engine RHZ	210057	Drive Shaft		27	37	59	82	960			
	2002.12- 2006.12	MT	L	F	Box Engine RHZ	210264	Drive Shaft	48T	27	37	59	82	630			





	 YEAR	TRANSM	L/R	F/R	REMARKS	GSP Ref.	 PRODUCT	 ABS	Technical Specifications								
									A	B	C	H	L	P			
FIAT SCUDO (220L)																	
2.0 JTD (80 kW)	2002.12- 2006.12	MT	R	F	Box Engine RHZ	245120	Drive Shaft	48T	27	37	59	82	960				
	2002.12- 2006.12			F	Box Engine RHZ	810015	Outer Joint	48T	27	39	59	82	63	I			
SCUDO (270_)																	
2.0 D Multijet (100 kW)	2007.01-			F	Box Engine RHR	810098	Outer Joint		28	39	58.6	93	63	I			
	2007.01-			F	MPV Engine RHR	810098	Outer Joint		28	39	58.6	93	63	I			
	2007.01-			F	Platform/Chassis Engine DW10BTED4/RHR	810098	Outer Joint		28	39	58.6	93	63	I			
2.0 D Multijet (88 kW)	2007.01-			F	Box Engine RHK	810098	Outer Joint		28	39	58.6	93	63	I			
	2007.01-			F	MPV Engine RHK	810098	Outer Joint		28	39	58.6	93	63	I			
	2007.01-			F	Platform/Chassis Engine RHK	810098	Outer Joint		28	39	58.6	93	63	I			
SCUDO COMBINATO (220P)																	
1.6 (58 kW)	1996.02- 2006.12			F	Estate Engine 220A2.000	810059	Outer Joint	48T	27	34	59	82	55	I			
	1996.02- 2006.12			F	Estate Engine 220A2.000	810016	Outer Joint		27	34	59	82	55	I			
	1996.02- 2006.12	MT	L	F	Estate Engine 220A2.000	210052	Drive Shaft		27	24	61	82	648				
	1996.02- 2006.12	MT	R	F	Estate Engine 220A2.000	210120	Drive Shaft		27	24	59	82	928				
	1996.02- 2006.12	MT	L	F	Estate Engine 220A2.000	210082	Drive Shaft	48T	27	24	59	82	648				
	1996.02- 2006.12			F	Estate Engine 220A2.000	810018	Outer Joint	48T	27	34	61	82	55	I			
	1996.02- 2006.12	MT	R	F	Estate Engine 220A2.000	210012	Drive Shaft	48T	27	24	64	80.5	928				
1.9 D (51 kW)	1996.02- 1998.04			F	Estate Engine D9B	810059	Outer Joint	48T	27	34	59	82	55	I			
	1996.02- 1998.04			F	Estate Engine D9B	810016	Outer Joint		27	34	59	82	55	I			
	1996.02- 1998.04	MT	L	F	Estate Engine D9B	210052	Drive Shaft		27	24	61	82	648				
	1996.02- 1998.04	MT	R	F	Estate Engine D9B	210120	Drive Shaft		27	24	59	82	928				
	1996.02- 1998.04	MT	L	F	Estate Engine D9B	210082	Drive Shaft	48T	27	24	59	82	648				
	1996.02- 1998.04			F	Estate Engine D9B	810018	Outer Joint	48T	27	34	61	82	55	I			
	1996.02- 1998.04	MT	R	F	Estate Engine D9B	210012	Drive Shaft	48T	27	24	64	80.5	928				
	1998.04- 2006.12	MT	L	F	Estate Engine WJZ(DW8)	210052	Drive Shaft		27	24	61	82	648				
	1998.04- 2006.12	MT	R	F	Estate Engine WJZ(DW8)	210120	Drive Shaft		27	24	59	82	928				
	1998.04- 2006.12	MT	L	F	Estate Engine WJZ(DW8)	210082	Drive Shaft	48T	27	24	59	82	648				
	1998.04- 2006.12			F	Estate Engine WJZ(DW8)	810018	Outer Joint	48T	27	34	61	82	55	I			
	1998.04- 2006.12	MT	R	F	Estate Engine WJZ(DW8)	210012	Drive Shaft	48T	27	24	64	80.5	928				
1.9 TD (68 kW)	1996.02- 2006.12	MT	R	F	Estate Engine D8B	210155	Drive Shaft		27	37	59	82	947				
	1996.02- 2006.12	MT	L	F	Estate Engine D8B	210016	Drive Shaft	48T	27	37	59	82	641				
	1996.02- 2006.12			F	Estate Engine D8B	810014	Outer Joint		27	39	59	82	63	I			
	1996.02- 2006.12	MT	R	F	Estate Engine D8B	210014	Drive Shaft	48T	27	37	59	82	947				
	1996.02- 2006.12			F	Estate Engine D8B	810015	Outer Joint	48T	27	39	59	82	63	I			
	1996.02- 2006.12	MT	L	F	Estate Engine D8B	210072	Drive Shaft		27	37	59	82	641				
1.9 TD Eco (66 kW)	1996.02- 2006.12	MT	R	F	Estate Engine DHX(XUD9TF/L)	210155	Drive Shaft		27	37	59	82	947				
	1996.02- 2006.12	MT	L	F	Estate Engine DHX(XUD9TF/L)	210016	Drive Shaft	48T	27	37	59	82	641				
	1996.02- 2006.12	MT	R	F	Estate Engine DHX(XUD9TF/L)	210014	Drive Shaft	48T	27	37	59	82	947				
	1996.02- 2006.12			F	Estate Engine DHX(XUD9TF/L)	810015	Outer Joint	48T	27	39	59	82	63	I			
	1996.02- 2006.12	MT	L	F	Estate Engine DHX(XUD9TF/L)	210072	Drive Shaft		27	37	59	82	641				
2.0 16V (100 kW)	2000.06- 2006.12			F	Estate Engine RFN	810018	Outer Joint	48T	27	34	61	82	55	I			
2.0 JTD (69 kW)	2004.01- 2006.12	MT	R	F	Estate Engine RHX	210057	Drive Shaft		27	37	59	82	960				
	2004.01- 2006.12	MT	L	F	Estate Engine RHX	210264	Drive Shaft	48T	27	37	59	82	630				
	2004.01- 2006.12	MT	R	F	Estate Engine RHX	245120	Drive Shaft	48T	27	37	59	82	960				
	2004.01- 2006.12			F	Estate Engine RHX	810015	Outer Joint	48T	27	39	59	82	63	I			
2.0 JTD (80 kW)	1999.12- 2006.12	MT	R	F	Estate Engine RHZ	210057	Drive Shaft		27	37	59	82	960				
	1999.12- 2006.12	MT	L	F	Estate Engine RHZ	210264	Drive Shaft	48T	27	37	59	82	630				
	1999.12- 2006.12	MT	R	F	Estate Engine RHZ	245120	Drive Shaft	48T	27	37	59	82	960				
	1999.12- 2006.12			F	Estate Engine RHZ	810015	Outer Joint	48T	27	39	59	82	63	I			
SEICENTO (187)																	
0.9 (29 kW)	1998.01- 2010.01			F	Hatchback Engine 1170A1.046	817024	Outer Joint		22	20	47	75.5	51.5	O			
	1998.01- 2010.01	MT		F	Hatchback Engine 1170A1.046	817010	Outer Joint		22	20	46.8	75.5	48	O			
1.1 (40 kW)	1998.01- 2010.01	5MT		F	Hatchback Engine 176B2.000/187A1.000	817024	Outer Joint		22	20	47	75.5	51.5	O			
	1998.01- 2010.01	MT		F	Hatchback Engine 176B2.000/187A1.000	817010	Outer Joint		22	20	46.8	75.5	48	O			
SIENA																	
-	2002-				VN-VS / VS II	217031	Drive Shaft							336			
SIENA (178_)																	
1.0 (45 kW)	1998.09-			F	Saloon	817029	Outer Joint		22	20	47	89	61	O			
	1998.09-	MT		F	Saloon	817017	Outer Joint		22	20	52	91	60.5	O			
1.2 (44 kW)	2001.09-			F	Saloon Engine 178C4.066/188A4.000	817029	Outer Joint		22	20	47	89	61	O			
1.2 (54 kW)	1998.09-	MT		F	Saloon Engine 178B5.000	817020	Outer Joint	44T	22	22	52	91	60.5	O			
	1998.09-	MT		F	Saloon Engine 178B5.000	817019	Outer Joint		22	22	52	91	60.5	O			





	 YEAR	TRANSM	L/R	F/R	REMARKS	GSP Ref.	 PRODUCT	 ABS	Technical Specifications								
									A	B	C	H	L	P			
FIAT																	
SIENA (178_)																	
1.4 (51 kW)	1996.04-			F	Saloon Engine 178B2.000	817037	Outer Joint		22	22	51	89	61	O			
	1996.04-	MT		F	Saloon Engine 178B2.000	817020	Outer Joint	44T	22	22	52	91	60.5	O			
	1996.04-	MT		F	Saloon Engine 178B2.000	817019	Outer Joint		22	22	52	91	60.5	O			
1.4 CAT (51 kW)	1996.04-			F	Saloon Engine 178B2.016	817037	Outer Joint		22	22	51	89	61	O			
	1996.04-	MT		F	Saloon Engine 178B2.016	817020	Outer Joint	44T	22	22	52	91	60.5	O			
	1996.04-	MT		F	Saloon Engine 178B2.016	817019	Outer Joint		22	22	52	91	60.5	O			
1.6 16V (78 kW)	1998.09-	MT		F	Saloon Engine 178B3.000	817020	Outer Joint	44T	22	22	52	91	60.5	O			
	1998.09-	MT		F	Saloon Engine 178B3.000	817019	Outer Joint		22	22	52	91	60.5	O			
STILO																	
1.8	2002.09- 2006.12	MT				602011	Inner Joint			25		32					
STILO (192)																	
1.2 16V (59 kW)	2002.02- 2006.11			F	Hatchback Engine 188A5.000	817014	Outer Joint		22	21	51	79.5	54	M			
1.4 16V (66 kW)	2005.03- 2006.11			F	Hatchback Engine 192B2.000	817026	Outer Joint		25	22	51	84	57	M			
1.4 16V (70 kW)	2004.01- 2006.11			F	Hatchback Engine 843A1.000	817026	Outer Joint		25	22	51	84	57	M			
1.6 16V (76 kW)	2001.10- 2006.11			F	Hatchback Engine 182B6.000	817026	Outer Joint		25	22	51	84	57	M			
1.6 16V (77 kW)	2005.05- 2006.11			F	Hatchback Engine 192B30	817026	Outer Joint		25	22	51	84	57	M			
1.8 16V (98 kW)	2001.10- 2006.11			F	Hatchback Engine 192A4.000	817028	Outer Joint		25	24	51	84.5	62	M			
	2001.10- 2006.11			F	Hatchback Engine 192A4.000	602005	Inner Joint			25		32					
1.9 D Multijet (74 kW)	2005.09- 2006.11			F	Hatchback Engine 192A9.000	817028	Outer Joint		25	24	51	84.5	62	M			
	2005.09- 2006.11			F	Hatchback Engine 192A9.000	602005	Inner Joint			25		32					
1.9 D Multijet (88 kW)	2006.01- 2007.06			F	Hatchback Engine 192A8.000	817028	Outer Joint		25	24	51	84.5	62	M			
1.9 JTD (59 kW)	2002.02- 2006.11			F	Hatchback Engine 192A3.000	602005	Inner Joint			25		32					
1.9 JTD (85 kW)	2001.10- 2006.11			F	Hatchback Engine 192A1.000/937A7.000	817030	Outer Joint		25	26	51	84.5	64.5	M			
	2001.10- 2006.11			F	Hatchback Engine 192A1.000/937A7.000	817028	Outer Joint		25	24	51	84.5	62	M			
2.4 20V (125 kW)	2001.10- 2006.11			F	Hatchback Engine 192A2.000	817009	Outer Joint		25	26	59	84	63	M			
STILO MULTI WAGON (192)																	
1.4 16V (66 kW)	2005.03- 2008.08			F	Estate Engine 192B2.000	817026	Outer Joint		25	22	51	84	57	M			
1.4 16V (70 kW)	2004.01- 2008.08			F	Estate Engine 843A1.000	817026	Outer Joint		25	22	51	84	57	M			
1.6 16V (76 kW)	2003.01- 2008.08			F	Estate Engine 182B6.000	817026	Outer Joint		25	22	51	84	57	M			
1.8 16V (98 kW)	2003.01- 2008.08			F	Estate Engine 192A4.000	817028	Outer Joint		25	24	51	84.5	62	M			
	2003.01- 2008.08			F	Estate Engine 192A4.000	602005	Inner Joint			25		32					
1.9 D Multijet (74 kW)	2005.09- 2008.08			F	Estate Engine 192A9.000	817028	Outer Joint		25	24	51	84.5	62	M			
	2005.09- 2008.08			F	Estate Engine 192A9.000	602005	Inner Joint			25		32					
1.9 D Multijet (88 kW)	2005.09- 2008.08			F	Estate Engine 192A8.000	817028	Outer Joint		25	24	51	84.5	62	M			
1.9 JTD (59 kW)	2003.01- 2008.08			F	Estate Engine 192A3.000	602005	Inner Joint			25		32					
1.9 JTD (85 kW)	2003.01- 2008.08			F	Estate Engine 192A1.000/937A7.000	817030	Outer Joint		25	26	51	84.5	64.5	M			
	2003.01- 2008.08			F	Estate Engine 192A1.000/937A7.000	817028	Outer Joint		25	24	51	84.5	62	M			
STRADA																	
-	2002-					217031	Drive Shaft						336				
1.3 (50 kW)	1985.10- 1987.12	MT		F	Convertible Engine 138B2.000	817005	Outer Joint		22	20	48.1	90.5	59.5	O			
1.5 (60 kW)	1983.03- 1986.12	MT		F	Convertible Engine 138B3.000	817006	Outer Joint		22	25	48.1	93.5	60.5	I			
1.5 (63 kW)	1980.01- 1989.07	MT		F	Convertible Engine 138A4.000	817006	Outer Joint		22	25	48.1	93.5	60.5	I			
1.6 (74 kW)	1985.10- 1987.12	MT		F	Convertible Engine 138AR.048	817006	Outer Joint		22	25	48.1	93.5	60.5	I			
	1985.10- 1987.12	MT		F	Convertible Engine 138AR.048	648004	Inner Joint			25		32					
1.6 (77 kW)	1985.10- 1987.12	MT		F	Convertible Engine 138AR.000	817006	Outer Joint		22	25	48.1	93.5	60.5	I			
	1985.10- 1987.12	MT		F	Convertible Engine 138AR.000	648004	Inner Joint			25		32					
STRADA (138A)																	
1.0 (44 kW)	1978.09- 1982.09	MT		F	Hatchback Engine 127A6.000	817005	Outer Joint		22	20	48.1	90.5	59.5	O			
1.3 (48 kW)	1978.01- 1982.09	MT		F	Hatchback Engine 138A1.000	817005	Outer Joint		22	20	48.1	90.5	59.5	O			
	1983.11- 1985.08	MT		F	Hatchback Engine 149A3.000/149A7.000	817005	Outer Joint		22	20	48.1	90.5	59.5	O			
1.3 (55 kW)	1981.01- 1982.09	MT		F	Hatchback Engine 138A3.000	817005	Outer Joint		22	20	48.1	90.5	59.5	O			
1.5 (63 kW)	1981.01- 1987.05	MT		F	Hatchback Engine 138A4.000	817006	Outer Joint		22	25	48.1	93.5	60.5	I			
	1981.01- 1987.05	AT		F	Hatchback Engine 138A4.000	817005	Outer Joint		22	20	48.1	90.5	59.5	O			
1.5 i.e. (55 kW)	1985.10- 1987.05	MT		F	Hatchback Engine 138C2.048/149C1.000	817006	Outer Joint		22	25	48.1	93.5	60.5	I			
	1985.10- 1987.05	AT		F	Hatchback Engine 138C2.048/149C1.000	817005	Outer Joint		22	20	48.1	90.5	59.5	O			
1.6 i.e. (66 kW)	1985.09- 1987.12	MT		F	Hatchback Engine 149C2.000	817006	Outer Joint		22	25	48.1	93.5	60.5	I			
	1985.09- 1987.12	MT		F	Hatchback Engine 149C2.000	648004	Inner Joint			25		32					
1.6 Sport (77 kW)	1981.05- 1982.12	MT		F	Hatchback Engine 138AR.000	817006	Outer Joint		22	25	48.1	93.5	60.5	I			
	1981.05- 1982.12	MT		F	Hatchback Engine 138AR.000	648004	Inner Joint			25		32					
1.7 Diesel (40 kW)	1979.10- 1982.09	MT		F	Hatchback Engine 138A5.000	817005	Outer Joint		22	20	48.1	90.5	59.5	O			
1.7 Diesel (43 kW)	1979.10- 1982.09	MT		F	Hatchback Engine 138A5.000	817005	Outer Joint		22	20	48.1	90.5	59.5	O			





	 YEAR	TRANSM	L/R	F/R	REMARKS	GSP Ref.	 PRODUCT	 ABS	Technical Specifications										
									A	B	C	H	L	P					
FIAT																			
STRADA (138A)																			
2.0 TC Abarth (92 kW)	1981.11- 1982.09	MT		F	Hatchback Engine 138AR1.000	648004	Inner Joint			25		32							
STRADA (178E)																			
1.2 (44 kW)	2003.04-			F	Pickup Engine 188A4.000	817037	Outer Joint		22	22	51	89	61		O				
1.2 (54 kW)	1999.06-			F	Pickup Engine 178B5.000	817037	Outer Joint		22	22	51	89	61		O				
1.7 TD (51 kW)	1999.06-			F	Pickup Engine 176A3.000	817037	Outer Joint		22	22	51	89	61		O				
1.9 D (46 kW)	2000.12-			F	Pickup Engine 223A6.000	817037	Outer Joint		22	22	51	89	61		O				
1.9 JTD (59 kW)	2003.04-			F	Pickup Engine 188A2.000	817031	Outer Joint		25	24	51	90	62		M				
STRADA II (138A)																			
1.1 (40 kW)	1982.10- 1987.12	MT		F	Hatchback Engine 138B.000/138B1.000/138C1.000	817005	Outer Joint		22	20	48.1	90.5	59.5		O				
1.1 (43 kW)	1985.04- 1987.12	MT		F	Hatchback Engine 146A4.048	817005	Outer Joint		22	20	48.1	90.5	59.5		O				
1.3 (50 kW)	1983.01- 1985.04	MT		F	Hatchback Engine 138B2.000	817005	Outer Joint		22	20	48.1	90.5	59.5		O				
1.5 (55 kW)	1985.09- 1988.12	MT		F	Hatchback Engine 138A2.000	817006	Outer Joint		22	25	48.1	93.5	60.5		I				
	1985.09- 1988.12	AT		F	Hatchback Engine 138A2.000	817005	Outer Joint		22	20	48.1	90.5	59.5		O				
1.5 (58 kW)	1985.08- 1987.05	MT		F	Hatchback Engine 149A5.000	817006	Outer Joint		22	25	48.1	93.5	60.5		I				
	1985.08- 1987.05	AT		F	Hatchback Engine 149A5.000	817005	Outer Joint		22	20	48.1	90.5	59.5		O				
1.5 (60 kW)	1983.01- 1987.12	MT		F	Hatchback Engine 138B3.000	817006	Outer Joint		22	25	48.1	93.5	60.5		I				
	1983.01- 1987.12	AT		F	Hatchback Engine 138B3.000	817005	Outer Joint		22	20	48.1	90.5	59.5		O				
1.5 CAT (55 kW)	1985.09- 1988.12	MT		F	Hatchback Engine 138C2.048/149C1.000	817006	Outer Joint		22	25	48.1	93.5	60.5		I				
	1985.09- 1988.12	AT		F	Hatchback Engine 138C2.048/149C1.000	817005	Outer Joint		22	20	48.1	90.5	59.5		O				
1.6 (74 kW)	1983.01- 1987.12	MT		F	Hatchback Engine 149A4.000	817006	Outer Joint		22	25	48.1	93.5	60.5		I				
	1983.01- 1987.12	MT		F	Hatchback Engine 149A4.000	648004	Inner Joint			25		32							
1.6 (77 kW)	1983.01- 1987.12	MT		F	Hatchback Engine 138AR.000	817006	Outer Joint		22	25	48.1	93.5	60.5		I				
	1983.01- 1987.12	MT		F	Hatchback Engine 138AR.000	648004	Inner Joint			25		32							
1.6 i.e. (66 kW)	1985.12- 1987.12	MT		F	Hatchback Engine 138AR.000	817006	Outer Joint		22	25	48.1	93.5	60.5		I				
	1985.12- 1987.12	MT		F	Hatchback Engine 138AR.000	648004	Inner Joint			25		32							
1.7 Diesel (43 kW)	1982.10- 1985.10	MT		F	Hatchback Engine 138B6.000	817005	Outer Joint		22	20	48.1	90.5	59.5		O				
1.7 Diesel (44 kW)	1985.05- 1987.12	MT		F	Hatchback Engine 138C.000/149B3.000	817005	Outer Joint		22	20	48.1	90.5	59.5		O				
1.9 Turbo Diesel (59 kW)	1985.12- 1987.12	MT		F	Hatchback Engine 831D1.000	817006	Outer Joint		22	25	48.1	93.5	60.5		I				
	1985.12- 1987.12	MT		F	Hatchback Engine 831D1.000	648004	Inner Joint			25		32							
2.0 TC Abarth (96 kW)	1983.04- 1987.12			F	Hatchback Engine 138AR2.000	618070	Inner Joint			25		32							
	1983.04- 1987.12	MT		F	Hatchback Engine 138AR2.000	648004	Inner Joint			25		32							
TALENTO																			
2.1						810104	Outer Joint	54T	28	27	63	112.5	63		I				
TALENTO (290)																			
1.9 D (52 kW)	1989.03- 1994.03			R	F	Box Engine 149B1.000	210013	Drive Shaft		28	25	63	112.5	1072					
	1989.03- 1994.03			R	F	Bus Engine 149B1.000	210013	Drive Shaft		28	25	63	112.5	1072					
	1989.03- 1994.03			R	F	Platform/Chassis Engine 149B1.000	210013	Drive Shaft		28	25	63	112.5	1072					
	1989.03- 1994.03			F	F	Box Engine 149B1.000	810010	Outer Joint		28	27	63	112.5	63		I			
	1989.03- 1994.03			F	F	Bus Engine 149B1.000	810010	Outer Joint		28	27	63	112.5	63		I			
	1989.03- 1994.03			F	F	Platform/Chassis Engine 149B1.000	810010	Outer Joint		28	27	63	112.5	63		I			
	1989.03- 1994.03	MT	L	F	F	Box Engine 149B1.000	210034	Drive Shaft		28	25	63	112.5	701					
	1989.03- 1994.03	MT	L	F	F	Bus Engine 149B1.000	210034	Drive Shaft		28	25	63	112.5	701					
2.0 (55 kW)	1989.03- 1994.03	MT	R	F	F	Box Engine 170B	210068	Drive Shaft		28	25	63	112.5	1068					
	1989.03- 1994.03	MT	R	F	F	Bus Engine 170B	210068	Drive Shaft		28	25	63	112.5	1068					
	1989.03- 1994.03	MT	R	F	F	Platform/Chassis Engine 170B	210068	Drive Shaft		28	25	63	112.5	1068					
	1989.03- 1994.03		R	F	F	Box Engine 170B	210013	Drive Shaft		28	25	63	112.5	1072					
	1989.03- 1994.03		R	F	F	Bus Engine 170B	210013	Drive Shaft		28	25	63	112.5	1072					
	1989.03- 1994.03		R	F	F	Platform/Chassis Engine 170B	210013	Drive Shaft		28	25	63	112.5	1072					
	1989.03- 1994.03	MT	L	F	F	Box Engine 170B	210034	Drive Shaft		28	25	63	112.5	701					
	1989.03- 1994.03	MT	L	F	F	Bus Engine 170B	210034	Drive Shaft		28	25	63	112.5	701					
1989.03- 1994.03	MT	L	F	F	Platform/Chassis Engine 170B	210034	Drive Shaft		28	25	63	112.5	701						
TEMPRA (159)																			
1.4 i.e. (51 kW)	1992.03- 1996.08	MT/AT		F	Saloon Engine 160A1.046/836A4.000	817039	Outer Joint	44T	22	20	46.8	75.5	52		O				
	1992.03- 1996.08			F	Saloon Engine 160A1.046/836A4.000	602006	Inner Joint			25		32							
	1992.03- 1996.08			F	Saloon Engine 160A1.046/836A4.000	817018	Outer Joint	90T	25	25	52	85	58		I				
	1992.03- 1996.08	AT		F	Saloon Engine 160A1.046/836A4.000	648004	Inner Joint			25		32							
1.6 (63 kW)	1990.03- 1993.04	MT/AT		F	Saloon Engine 159A3.000	817001	Outer Joint		22	20	46.8	75.5	52		O				
	1990.03- 1993.04	MT/AT		F	Saloon Engine 159A3.000	817039	Outer Joint	44T	22	20	46.8	75.5	52		O				
	1990.03- 1993.04			F	Saloon Engine 159A3.000	602006	Inner Joint			25		32							
	1990.03- 1993.04	AT		F	Saloon Engine 159A3.000	648004	Inner Joint			25		32							





	 YEAR	TRANSM	L/R	F/R	REMARKS	GSP Ref.	 PRODUCT	 ABS	Technical Specifications					
									A	B	C	H	L	P
FIAT														
TEMPRA (159)														
1.6 i.e. (55 kW)	1992.06- 1996.08	MT/AT		F	Saloon Engine 159A3.048/835C1.000	817039	Outer Joint	44T	22	20	46.8	75.5	52	O
	1992.06- 1996.08			F	Saloon Engine 159A3.048/835C1.000	602006	Inner Joint				25	32		
	1992.06- 1996.08			F	Saloon Engine 159A3.048/835C1.000	817018	Outer Joint	90T	25	25	52	85	58	I
	1992.06- 1996.08	AT		F	Saloon Engine 159A3.048/835C1.000	648004	Inner Joint				25	32		
1.6 i.e. (57 kW)	1990.06- 1992.07	MT/AT		F	Saloon Engine 159A3.046	817039	Outer Joint	44T	22	20	46.8	75.5	52	O
	1990.06- 1992.07	AT		F	Saloon Engine 159A3.046	648004	Inner Joint				25	32		
1.6 i.e. (66 kW)	1994.06- 1996.08	MT/AT		F	Saloon Engine 159B9.000	817039	Outer Joint	44T	22	20	46.8	75.5	52	O
	1994.06- 1996.08	AT		F	Saloon Engine 159B9.000	648004	Inner Joint				25	32		
1.8 i.e. (66 kW)	1993.09- 1996.08			F	Saloon Engine 835C4.000	618070	Inner Joint				25	32		
	1993.09- 1996.08			F	Saloon Engine 835C4.000	802004	Outer Joint	44T	25	25	52	85	58	I
	1993.09- 1996.08	MT		F	Saloon Engine 835C4.000	817012	Outer Joint		25	25	52	84.5	56	I
	1993.09- 1996.08			F	Saloon Engine 835C4.000	817018	Outer Joint	90T	25	25	52	85	58	I
1.8 i.e. (74 kW)	1993.09- 1996.08	MT		F	Saloon Engine 835C4.000	648004	Inner Joint				25	32		
	1994.10- 1996.08	MT		F	Saloon Engine 836A5.000	817012	Outer Joint		25	25	52	84.5	56	I
1.8 i.e. (76 kW)	1994.10- 1996.08	MT		F	Saloon Engine 836A5.000	648004	Inner Joint				25	32		
	1993.09- 1996.08	MT		F	Saloon Engine 835C2.000	817012	Outer Joint		25	25	52	84.5	56	I
1.8 i.e. (77 kW)	1993.09- 1996.08	MT		F	Saloon Engine 835C2.000	648004	Inner Joint				25	32		
	1992.03- 1996.08			F	Saloon Engine 159A4.046	618070	Inner Joint				25	32		
	1992.03- 1996.08			F	Saloon Engine 159A4.046	802004	Outer Joint	44T	25	25	52	85	58	I
	1992.03- 1996.08	MT		F	Saloon Engine 159A4.046	817012	Outer Joint		25	25	52	84.5	56	I
1.9 TD (59 kW)	1992.03- 1996.08			F	Saloon Engine 159A4.046	817018	Outer Joint	90T	25	25	52	85	58	I
	1992.03- 1996.08	MT		F	Saloon Engine 159A4.046	648004	Inner Joint				25	32		
	1992.07- 1996.08			F	Saloon Engine 160B6.046	618070	Inner Joint				25	32		
	1992.07- 1996.08			F	Saloon Engine 160B6.046	802004	Outer Joint	44T	25	25	52	85	58	I
1.9 TD (66 kW)	1992.07- 1996.08	MT		F	Saloon Engine 160B6.046	817012	Outer Joint		25	25	52	84.5	56	I
	1992.07- 1996.08			F	Saloon Engine 160B6.046	817018	Outer Joint	90T	25	25	52	85	58	I
	1992.07- 1996.08	MT		F	Saloon Engine 160B6.046	648004	Inner Joint				25	32		
	1992.07- 1996.08			F	Saloon Engine 160B6.046	817012	Outer Joint				25	32		
1.9 TD (83 kW)	1990.05- 1996.08			F	Saloon Engine 160A6.000/160D1.000	618070	Inner Joint				25	32		
	1990.05- 1996.08			F	Saloon Engine 160A6.000/160D1.000	802004	Outer Joint	44T	25	25	52	85	58	I
	1990.05- 1996.08	MT		F	Saloon Engine 160A6.000/160D1.000	817012	Outer Joint		25	25	52	84.5	56	I
	1990.05- 1996.08			F	Saloon Engine 160A6.000/160D1.000	817018	Outer Joint	90T	25	25	52	85	58	I
2.0 i.e. (83 kW)	1990.05- 1996.08	MT		F	Saloon Engine 160A6.000/160D1.000	648004	Inner Joint				25	32		
	1990.10- 1996.08			F	Saloon Engine 159A6.046	618070	Inner Joint				25	32		
	1990.10- 1996.08			F	Saloon Engine 159A6.046	802004	Outer Joint	44T	25	25	52	85	58	I
	1990.10- 1996.08	MT		F	Saloon Engine 159A6.046	817004	Outer Joint		25	25	52	85	58	I
TEMPRA S.W. (159)	1990.10- 1996.08			F	Saloon Engine 159A6.046	817018	Outer Joint	90T	25	25	52	85	58	I
	1990.10- 1996.08	MT		F	Saloon Engine 159A6.046	648004	Inner Joint				25	32		
	1990.10- 1996.08			F	Saloon Engine 159A6.046	817018	Outer Joint				25	32		
	1990.10- 1996.08	MT		F	Saloon Engine 159A6.046	648004	Inner Joint				25	32		
1.4 i.e. (51 kW)	1992.10- 1996.08	MT/AT		F	Estate Engine 160A1.046/836A4.000	817039	Outer Joint	44T	22	20	46.8	75.5	52	O
	1992.10- 1996.08			F	Estate Engine 160A1.046/836A4.000	817018	Outer Joint	90T	25	25	52	85	58	I
	1992.10- 1996.08	AT		F	Estate Engine 160A1.046/836A4.000	648004	Inner Joint				25	32		
1.6 (63 kW)	1990.12- 1993.04	MT/AT		F	Estate Engine 159A3.000	817039	Outer Joint	44T	22	20	46.8	75.5	52	O
	1990.12- 1993.04	AT		F	Estate Engine 159A3.000	648004	Inner Joint				25	32		
1.6 i.e. (55 kW)	1992.10- 1996.08	MT/AT		F	Estate Engine 159A3.048/835C1.000	817039	Outer Joint	44T	22	20	46.8	75.5	52	O
	1992.10- 1996.08			F	Estate Engine 159A3.048/835C1.000	817018	Outer Joint	90T	25	25	52	85	58	I
	1992.10- 1996.08	AT		F	Estate Engine 159A3.048/835C1.000	648004	Inner Joint				25	32		
1.6 i.e. (57 kW)	1990.10- 1996.08	MT/AT		F	Estate Engine 159A3.046/835C1.000	817039	Outer Joint	44T	22	20	46.8	75.5	52	O
	1990.10- 1996.08	AT		F	Estate Engine 159A3.046/835C1.000	648004	Inner Joint				25	32		
1.6 i.e. (66 kW)	1994.06- 1996.08	MT/AT		F	Estate Engine 159B9.000	817039	Outer Joint	44T	22	20	46.8	75.5	52	O
	1994.06- 1996.08	AT		F	Estate Engine 159B9.000	648004	Inner Joint				25	32		
1.8 i.e. (66 kW)	1993.09- 1996.08			F	Estate Engine 835C4.000	618070	Inner Joint				25	32		
	1993.09- 1996.08			F	Estate Engine 835C4.000	802004	Outer Joint	44T	25	25	52	85	58	I
	1993.09- 1996.08	MT		F	Estate Engine 835C4.000	817012	Outer Joint		25	25	52	84.5	56	I
	1993.09- 1996.08			F	Estate Engine 835C4.000	817018	Outer Joint	90T	25	25	52	85	58	I
1.8 i.e. (74 kW)	1993.09- 1996.08	MT		F	Estate Engine 835C4.000	648004	Inner Joint				25	32		
	1994.10- 1996.08	MT		F	Estate Engine 836A5.000	817012	Outer Joint		25	25	52	84.5	56	I
1.8 i.e. (76 kW)	1994.10- 1996.08	MT		F	Estate Engine 836A5.000	648004	Inner Joint				25	32		
	1993.09- 1996.08	MT		F	Estate Engine 835C2.000	817012	Outer Joint		25	25	52	84.5	56	I
1.8 i.e. (77 kW)	1993.09- 1996.08	MT		F	Estate Engine 835C2.000	648004	Inner Joint				25	32		
	1992.03- 1993.12			F	Estate Engine 159A4.046	618070	Inner Joint				25	32		
	1992.03- 1993.12			F	Estate Engine 159A4.046	802004	Outer Joint	44T	25	25	52	85	58	I
	1992.03- 1993.12	MT		F	Estate Engine 159A4.046	817012	Outer Joint		25	25	52	84.5	56	I





	 YEAR	TRANSM	L/R	F/R	REMARKS	GSP Ref.	 PRODUCT	 ABS	Technical Specifications									
									A	B	C	H	L	P				
FIAT																		
TEMPRA S.W. (159)																		
1.8 i.e. (77 kW)	1992.03- 1993.12			F	Estate Engine 159A4.046	817018	Outer Joint	90T	25	25	52	85	58	I				
	1992.03- 1993.12	MT		F	Estate Engine 159A4.046	648004	Inner Joint					32						
1.9 TD (59 kW)	1992.03- 1993.06			F	Estate Engine 160B6.046	618070	Inner Joint				25							
	1992.03- 1993.06			F	Estate Engine 160B6.046	802004	Outer Joint	44T	25	25	52	85	58	I				
	1992.03- 1993.06	MT		F	Estate Engine 160B6.046	817012	Outer Joint		25	25	52	84.5	56	I				
	1992.03- 1993.06			F	Estate Engine 160B6.046	817018	Outer Joint	90T	25	25	52	85	58	I				
	1992.03- 1993.06	MT		F	Estate Engine 160B6.046	648004	Inner Joint				25		32					
1.9 TD (66 kW)	1991.07- 1995.02			F	Estate Engine 160A6.000/160D1.000	618070	Inner Joint				25		32					
	1991.07- 1995.02			F	Estate Engine 160A6.000/160D1.000	802004	Outer Joint	44T	25	25	52	85	58	I				
	1991.07- 1995.02	MT		F	Estate Engine 160A6.000/160D1.000	817012	Outer Joint		25	25	52	84.5	56	I				
	1991.07- 1995.02			F	Estate Engine 160A6.000/160D1.000	817018	Outer Joint	90T	25	25	52	85	58	I				
	1991.07- 1995.02	MT		F	Estate Engine 160A6.000/160D1.000	648004	Inner Joint				25		32					
2.0 i.e. (83 kW)	1991.01- 1995.03			F	Estate Engine 159A6.046	618070	Inner Joint				25		32					
	1991.01- 1995.03	MT		F	Estate Engine 159A6.046	817004	Outer Joint		25	25	52	85	58	I				
	1991.01- 1995.03			F	Estate Engine 159A6.046	802004	Outer Joint	44T	25	25	52	85	58	I				
	1991.01- 1995.03			F	Estate Engine 159A6.046	817018	Outer Joint	90T	25	25	52	85	58	I				
	1991.01- 1995.03	MT		F	Estate Engine 159A6.046	648004	Inner Joint				25		32					
2.0 i.e. 4x4 (83 kW)	1992.03- 1995.03				All-wheel Drive Estate Engine 159A6.046	618070	Inner Joint				25		32					
	1992.03- 1995.03	MT		F	All-wheel Drive Estate Engine 159A6.046	817004	Outer Joint		25	25	52	85	58	I				
	1992.03- 1995.03	MT			All-wheel Drive Estate Engine 159A6.046	802004	Outer Joint	44T	25	25	52	85	58	I				
	1992.03- 1995.03				All-wheel Drive Estate Engine 159A6.046	817018	Outer Joint	90T	25	25	52	85	58	I				
	1992.03- 1995.03	MT		F	All-wheel Drive Estate Engine 159A6.046	648004	Inner Joint				25		32					
TIPO																		
1.6	1994.01- 1997.12	MT				817046	Outer Joint		22	20	46	79.5	51	O				
TIPO (160)																		
1.1 (41 kW)	1988.01- 1991.10	MT/AT		F	Hatchback Engine 160A3.000	817001	Outer Joint		22	20	46.8	75.5	52	O				
	1988.01- 1991.10	MT/AT		F	Hatchback Engine 160A3.000	817039	Outer Joint	44T	22	20	46.8	75.5	52	O				
	1988.01- 1991.10			F	Hatchback Engine 160A3.000	602006	Inner Joint				25		32					
	1988.01- 1991.10	AT		F	Hatchback Engine 160A3.000	648004	Inner Joint				25		32					
1.4 (52 kW)	1987.07- 1989.12	MT/AT		F	Hatchback Engine 160A1.000/160A1.048	817001	Outer Joint		22	20	46.8	75.5	52	O				
	1987.07- 1989.12	MT/AT		F	Hatchback Engine 160A1.000/160A1.048	817039	Outer Joint	44T	22	20	46.8	75.5	52	O				
	1987.07- 1989.12	AT		F	Hatchback Engine 160A1.000/160A1.048	648004	Inner Joint				25		32					
1.4 i.e. (51 kW)	1989.05- 1995.04	MT/AT		F	Hatchback Engine 160A1.046/836A4.000	817001	Outer Joint		22	20	46.8	75.5	52	O				
	1989.05- 1995.04			F	Hatchback Engine 160A1.046/836A4.000	602006	Inner Joint				25		32					
	1989.05- 1995.04	MT/AT		F	Hatchback Engine 160A1.046/836A4.000	817039	Outer Joint	44T	22	20	46.8	75.5	52	O				
	1989.05- 1995.04	AT		F	Hatchback Engine 160A1.046/836A4.000	648004	Inner Joint				25		32					
1.4 i.e. (57 kW)	1989.05- 1995.04	MT/AT		F	Hatchback Engine 159A2.000	817001	Outer Joint		22	20	46.8	75.5	52	O				
	1989.05- 1995.04	MT/AT		F	Hatchback Engine 159A2.000	817039	Outer Joint	44T	22	20	46.8	75.5	52	O				
	1989.05- 1995.04	AT		F	Hatchback Engine 159A2.000	648004	Inner Joint				25		32					
1.6 (61 kW)	1988.01- 1991.10	MT/AT		F	Hatchback Engine 160A2.000	817001	Outer Joint		22	20	46.8	75.5	52	O				
	1988.01- 1991.10	MT/AT		F	Hatchback Engine 160A2.000	817039	Outer Joint	44T	22	20	46.8	75.5	52	O				
	1988.01- 1991.10	AT		F	Hatchback Engine 160A2.000	648004	Inner Joint				25		32					
1.6 i.e. (55 kW)	1992.10- 1995.04			F	Hatchback Engine 159A3.048/835C1.000	602006	Inner Joint				25		32					
	1992.10- 1995.04	MT/AT		F	Hatchback Engine 159A3.048/835C1.000	817039	Outer Joint	44T	22	20	46.8	75.5	52	O				
	1992.10- 1995.04	AT		F	Hatchback Engine 159A3.048/835C1.000	648004	Inner Joint				25		32					
1.6 i.e. (57 kW)	1990.07- 1993.01			F	Hatchback Engine 159A3.046	602006	Inner Joint				25		32					
	1990.07- 1993.01	MT/AT		F	Hatchback Engine 159A3.046	817039	Outer Joint	44T	22	20	46.8	75.5	52	O				
	1990.07- 1993.01	AT		F	Hatchback Engine 159A3.046	648004	Inner Joint				25		32					
1.6 i.e. (66 kW)	1988.02- 1991.05	AT		F	Hatchback Engine 149C2.046	618070	Inner Joint				25		32					
	1988.02- 1991.05	MT		F	Hatchback Engine 149C2.046	817012	Outer Joint		25	25	52	84.5	56	I				
	1988.02- 1991.05	MT		F	Hatchback Engine 149C2.046	648004	Inner Joint				25		32					
1.7 D (43 kW)	1988.01- 1994.10			F	Hatchback Engine 149B4.000	618070	Inner Joint				25		32					
	1988.01- 1994.10	MT		F	Hatchback Engine 149B4.000	817001	Outer Joint		22	20	46.8	75.5	52	O				
	1988.01- 1994.10	MT		F	Hatchback Engine 149B4.000	817039	Outer Joint	44T	22	20	46.8	75.5	52	O				
	1988.01- 1994.10			F	Hatchback Engine 149B4.000	817018	Outer Joint	90T	25	25	52	85	58	I				
1.8 i.e. (66 kW)	1993.09- 1995.04			F	Hatchback Engine 835C4.000	618070	Inner Joint				25		32					
	1993.09- 1995.04			F	Hatchback Engine 835C4.000	802004	Outer Joint	44T	25	25	52	85	58	I				
	1993.09- 1995.04	MT		F	Hatchback Engine 835C4.000	817012	Outer Joint		25	25	52	84.5	56	I				
	1993.09- 1995.04			F	Hatchback Engine 835C4.000	817018	Outer Joint	90T	25	25	52	85	58	I				
	1993.09- 1995.04	MT		F	Hatchback Engine 835C4.000	648004	Inner Joint				25		32					
1.8 i.e. (74 kW)	1994.10- 1995.04	MT		F	Hatchback Engine 159A4.000	817012	Outer Joint		25	25	52	84.5	56	I				
	1994.10- 1995.04	MT		F	Hatchback Engine 159A4.000	648004	Inner Joint				25		32					





	 YEAR	TRANSM	L/R	F/R	REMARKS	GSP Ref.	 PRODUCT	 ABS	Technical Specifications									
									A	B	C	H	L	P				
FIAT																		
TIPO (160)																		
1.8 i.e. (76 kW)	1993.04- 1995.04			F	Hatchback Engine 835C2.000	618070	Inner Joint			25		32						
	1993.04- 1995.04			F	Hatchback Engine 835C2.000	802004	Outer Joint	44T	25	25	52	85	58	I				
	1993.04- 1995.04	MT		F	Hatchback Engine 835C2.000	817012	Outer Joint		25	25	52	84.5	56	I				
	1993.04- 1995.04			F	Hatchback Engine 835C2.000	817018	Outer Joint	90T	25	25	52	85	58	I				
1.8 i.e. (77 kW)	1993.04- 1995.04	MT		F	Hatchback Engine 835C2.000	648004	Inner Joint			25		32						
	1990.10- 1993.06			F	Hatchback Engine 159A4.046	618070	Inner Joint			25		32						
	1990.10- 1993.06			F	Hatchback Engine 159A4.046	802004	Outer Joint	44T	25	25	52	85	58	I				
	1990.10- 1993.06	MT		F	Hatchback Engine 159A4.046	817012	Outer Joint		25	25	52	84.5	56	I				
1.8 i.e. (81 kW)	1990.10- 1993.06			F	Hatchback Engine 159A4.046	817018	Outer Joint	90T	25	25	52	85	58	I				
	1990.10- 1993.06	MT		F	Hatchback Engine 159A4.000	648004	Inner Joint			25		32						
1.9 TD (59 kW)	1990.10- 1993.06	MT		F	Hatchback Engine 159A4.000	817012	Outer Joint		25	25	52	84.5	56	I				
	1990.10- 1993.06	MT		F	Hatchback Engine 159A4.000	648004	Inner Joint			25		32						
	1992.03- 1993.06			F	Hatchback Engine 160B6.046	618070	Inner Joint			25		32						
	1992.03- 1993.06			F	Hatchback Engine 160B6.046	802004	Outer Joint	44T	25	25	52	85	58	I				
1.9 TD (66 kW)	1992.03- 1993.06	MT		F	Hatchback Engine 160B6.046	817012	Outer Joint		25	25	52	84.5	56	I				
	1992.03- 1993.06			F	Hatchback Engine 160B6.046	817018	Outer Joint	90T	25	25	52	85	58	I				
	1992.03- 1993.06	MT		F	Hatchback Engine 160B6.046	648004	Inner Joint			25		32						
	1992.03- 1993.06	MT		F	Hatchback Engine 160B6.046	817018	Outer Joint			25		32						
1.9 TD (66 kW)	1990.09- 1995.04			F	Hatchback Engine 160A6.000/160A6.046/160D1.000	618070	Inner Joint			25		32						
	1990.09- 1995.04			F	Hatchback Engine 160A6.000/160A6.046/160D1.000	802004	Outer Joint	44T	25	25	52	85	58	I				
	1990.09- 1995.04	MT		F	Hatchback Engine 160A6.000/160A6.046/160D1.000	817012	Outer Joint		25	25	52	84.5	56	I				
	1990.09- 1995.04			F	Hatchback Engine 160A6.000/160A6.046/160D1.000	817018	Outer Joint	90T	25	25	52	85	58	I				
2.0 i.e. (80 kW)	1990.09- 1995.04	MT		F	Hatchback Engine 160A6.000/160A6.046/160D1.000	648004	Inner Joint			25		32						
	1990.06- 1992.03			F	Hatchback Engine 159A5.046	618070	Inner Joint			25		32						
	1990.06- 1992.03	MT		F	Hatchback Engine 159A5.046	817004	Outer Joint		25	25	52	85	58	I				
	1990.06- 1992.03			F	Hatchback Engine 159A5.046	802004	Outer Joint	44T	25	25	52	85	58	I				
2.0 i.e. (83 kW)	1990.06- 1992.03			F	Hatchback Engine 159A5.046	817018	Outer Joint	90T	25	25	52	85	58	I				
	1990.06- 1992.03	MT		F	Hatchback Engine 159A5.046	648004	Inner Joint			25		32						
	1990.03- 1995.04			F	Hatchback Engine 159A6.046	618070	Inner Joint			25		32						
	1990.03- 1995.04	MT		F	Hatchback Engine 159A6.046	817004	Outer Joint		25	25	52	85	58	I				
2.0 i.e. (83 kW)	1990.03- 1995.04			F	Hatchback Engine 159A6.046	802004	Outer Joint	44T	25	25	52	85	58	I				
	1990.03- 1995.04			F	Hatchback Engine 159A6.046	817018	Outer Joint	90T	25	25	52	85	58	I				
	1990.03- 1995.04	MT		F	Hatchback Engine 159A6.046	648004	Inner Joint			25		32						
	1990.03- 1995.04	MT		F	Hatchback Engine 159A6.046	817018	Outer Joint			25		32						
ULYSSE (179AX)																		
2.0 JTD (80 kW)	2002.08- 2006.08			F	MPV Engine RHW(DW10ATED4)	817044	Outer Joint		27	28	58	81.5	62	M				
2.2 JTD (94 kW)	2002.08- 2006.08			F	MPV Engine 4HW(DW12ATED4)	817044	Outer Joint		27	28	58	81.5	62	M				
	2002.08- 2006.08			F	MPV Engine 4HW(DW12ATED4)	818098	Outer Joint		27	29	58	81	71	M				
ULYSSE (220)																		
1.8 (73 kW)	1997.05- 2002.08			F	MPV Engine LFW	810059	Outer Joint	48T	27	34	59	82	55	I				
	1997.05- 2002.08			F	MPV Engine LFW	810016	Outer Joint		27	34	59	82	55	I				
	1997.05- 2002.08	MT	L	F	MPV Engine LFW	210052	Drive Shaft		27	24	61	82	648					
	1997.05- 2002.08	MT	R	F	MPV Engine LFW	210120	Drive Shaft		27	24	59	82	928					
	1997.05- 2002.08	MT	L	F	MPV Engine LFW	210082	Drive Shaft	48T	27	24	59	82	648					
	1997.05- 2002.08			F	MPV Engine LFW	810018	Outer Joint	48T	27	34	61	82	55	I				
	1997.05- 2002.08	MT	R	F	MPV Engine LFW	210012	Drive Shaft	48T	27	24	64	80.5	928					
1.9 TD (66 kW)	1995.02- 2002.08	MT	R	F	MPV Engine DHX(XUD9TF/L)	210155	Drive Shaft		27	37	59	82	947					
	1995.02- 2002.08	MT	L	F	MPV Engine DHX(XUD9TF/L)	210016	Drive Shaft	48T	27	37	59	82	641					
	1995.02- 2002.08			F	MPV Engine DHX(XUD9TF/L)	810014	Outer Joint		27	39	59	82	63	I				
	1995.02- 2002.08	MT	R	F	MPV Engine DHX(XUD9TF/L)	210014	Drive Shaft	48T	27	37	59	82	947					
	1995.02- 2002.08			F	MPV Engine DHX(XUD9TF/L)	810015	Outer Joint	48T	27	39	59	82	63	I				
2.0 (89 kW)	1995.02- 2002.08	MT	L	F	MPV Engine DHX(XUD9TF/L)	210072	Drive Shaft		27	37	59	82	641					
	1994.06- 2002.08			F	MPV Engine RFU(XU10J2C)	810059	Outer Joint	48T	27	34	59	82	55	I				
	1994.06- 2002.08			F	MPV Engine RFU(XU10J2C)	810016	Outer Joint		27	34	59	82	55	I				
	1994.06- 2002.08	MT	L	F	MPV Engine RFU(XU10J2C)	210052	Drive Shaft		27	24	61	82	648					
	1994.06- 2002.08	MT	R	F	MPV Engine RFU(XU10J2C)	210120	Drive Shaft		27	24	59	82	928					
	1994.06- 2002.08	MT	L	F	MPV Engine RFU(XU10J2C)	210082	Drive Shaft	48T	27	24	59	82	648					
2.0 16V (100 kW)	1994.06- 2002.08			F	MPV Engine RFU(XU10J2C)	810018	Outer Joint	48T	27	34	61	82	55	I				
	1994.06- 2002.08	MT	R	F	MPV Engine RFU(XU10J2C)	210012	Drive Shaft	48T	27	24	64	80.5	928					
2.0 16V (97 kW)	2000.09- 2002.08			F	MPV Engine RFN(EW10J4)	810018	Outer Joint	48T	27	34	61	82	55	I				
2.0 JTD (80 kW)	1998.05- 2000.09			F	MPV Engine RFV	810018	Outer Joint	48T	27	34	61	82	55	I				
	1999.10- 2002.08	MT	R	F	MPV Engine RHZ	210057	Drive Shaft		27	37	59	82	960					
	1999.10- 2002.08	MT	L	F	MPV Engine RHZ	210264	Drive Shaft	48T	27	37	59	82	630					
1999.10- 2002.08	MT	R	F	MPV Engine RHZ	245120	Drive Shaft	48T	27	37	59	82	960						





	 YEAR	TRANSM	L/R	F/R	REMARKS	GSP Ref.	 PRODUCT	 ABS	Technical Specifications							
									A	B	C	H	L	P		
FIAT																
ULYSSE (220)																
2.0 JD (80 kW)	1999.10- 2002.08			F	MPV Engine RHZ	810015	Outer Joint	48T	27	39	59	82	63	I		
2.0 Turbo (108 kW)	1994.06- 2002.08	MT	R	F	MPV Engine RGX(XU10J2CTE)	210155	Drive Shaft		27	37	59	82	947			
	1994.06- 2002.08	MT	L	F	MPV Engine RGX(XU10J2CTE)	210016	Drive Shaft	48T	27	37	59	82	641			
	1994.06- 2002.08	MT	R	F	MPV Engine RGX(XU10J2CTE)	210014	Drive Shaft	48T	27	37	59	82	947			
	1994.06- 2002.08			F	MPV Engine RGX(XU10J2CTE)	810015	Outer Joint	48T	27	39	59	82	63	I		
	1994.06- 2002.08	MT	L	F	MPV Engine RGX(XU10J2CTE)	210072	Drive Shaft		27	37	59	82	641			
2.1 TD (80 kW)	1996.03- 1999.10			F	MPV Engine P8C	810014	Outer Joint		27	39	59	82	63	I		
	1996.03- 1999.10			F	MPV Engine P8C	810015	Outer Joint	48T	27	39	59	82	63	I		
UNO (146A / E) 55																
1.0 (41 kW)	1994.04-	MT	L		India	217015	Drive Shaft		20	31.95	43.1	90.5	552			
	1994.04-	MT	R		India	217016	Drive Shaft		20	31.95	43.1	90.5	861.5			
UNO (146A/E)																
0.9 (33 kW)	1983.03- 1992.09			F	Hatchback Engine 146A.000/146A.1000	804001	Outer Joint		20	20	43.1	90.5	60.5	O		
1.0 (41 kW)	1993.11- 2000.08			F	Hatchback Engine 146C4.011	804001	Outer Joint		20	20	43.1	90.5	60.5	O		
1.0 i.e. (33 kW)	1984.04- 1995.10			F	Hatchback Engine 156A2.246	804001	Outer Joint		20	20	43.1	90.5	60.5	O		
1.1 (40 kW)	1983.01- 1989.08			F	Hatchback Engine 138B.000	804001	Outer Joint		20	20	43.1	90.5	60.5	O		
1.1 (42 kW)	1989.04- 1992.12			F	Hatchback Engine 160A3.000	804001	Outer Joint		20	20	43.1	90.5	60.5	O		
1.1 (43 kW)	1985.05- 1989.08			F	Hatchback Engine 146A4.048	804001	Outer Joint		20	20	43.1	90.5	60.5	O		
1.3 (48 kW)	1985.05- 1989.08			F	Hatchback Engine 149A7.000	804001	Outer Joint		20	20	43.1	90.5	60.5	O		
1.3 (50 kW)	1983.01- 1985.04			F	Hatchback Engine 138B2.000	804001	Outer Joint		20	20	43.1	90.5	60.5	O		
1.3 Super Diesel (33 kW)	1983.06- 1992.03			F	Hatchback Engine 127A5.000/146B1.000	804001	Outer Joint		20	20	43.1	90.5	60.5	O		
1.3 Turbo i.e. (73 kW)	1987.01- 1987.12	MT		F	Hatchback Engine 146A2.146	817006	Outer Joint		22	25	48.1	93.5	60.5	I		
1.3 Turbo i.e. (74 kW)	1989.09- 1991.03	MT		F	Hatchback Engine 146A2.246	817006	Outer Joint		22	25	48.1	93.5	60.5	I		
1.3 Turbo i.e. (77 kW)	1985.04- 1989.08	MT		F	Hatchback Engine 146A2.000	817006	Outer Joint		22	25	48.1	93.5	60.5	I		
1.4 i.e. (36 kW)	1992.06- 1993.12			F	Hatchback Engine 146C3.000	804001	Outer Joint		20	20	43.1	90.5	60.5	O		
1.4 i.e. (51 kW)	1989.09- 1993.12			F	Hatchback Engine 160A1.046	804001	Outer Joint		20	20	43.1	90.5	60.5	O		
1.4 S (52 kW)	1989.09- 1992.10			F	Hatchback Engine 160A1.048	804001	Outer Joint		20	20	43.1	90.5	60.5	O		
1.4 TD (52 kW)	1986.10- 1990.10	MT		F	Hatchback Engine 146B.000/146B3.000	817005	Outer Joint		22	20	48.1	90.5	59.5	O		
	1986.10- 1990.10	MT	L	F	Hatchback Engine 146B.000/146B3.000	217020	Drive Shaft		22	31.95	48	92	539.5			
	1986.10- 1990.10	MT	R	F	Hatchback Engine 146B.000/146B3.000	217021	Drive Shaft		22	31.95	48	92	877			
1.4 Turbo i.e. (82 kW)	1989.09- 1993.09	MT		F	Hatchback Engine 146A8.046	817006	Outer Joint		22	25	48.1	93.5	60.5	I		
1.4 Turbo i.e. (87 kW)	1989.12- 1996.12	MT		F	Hatchback Engine 146A8.000	817006	Outer Joint		22	25	48.1	93.5	60.5	I		
1.5 i.e. (55 kW)	1985.10- 1993.12			F	Hatchback Engine 138C2.048/149C1.000	804001	Outer Joint		20	20	43.1	90.5	60.5	O		
1.7 Diesel (42 kW)	1989.09- 1993.12	MT		F	Hatchback Engine 146B2.000	817005	Outer Joint		22	20	48.1	90.5	59.5	O		
	1989.09- 1993.12	MT	L	F	Hatchback Engine 146B2.000	217020	Drive Shaft		22	31.95	48	92	539.5			
	1989.09- 1993.12	MT	R	F	Hatchback Engine 146B2.000	217021	Drive Shaft		22	31.95	48	92	877			
	1989.09- 1993.12	MT		F	Hatchback Engine 146B2.000	648004	Inner Joint			25		32				
1.7 Diesel (44 kW)	1986.07- 1989.08	MT		F	Hatchback Engine 149B3.000	817005	Outer Joint		22	20	48.1	90.5	59.5	O		
	1986.07- 1989.08	MT	L	F	Hatchback Engine 149B3.000	217020	Drive Shaft		22	31.95	48	92	539.5			
	1986.07- 1989.08	MT	R	F	Hatchback Engine 149B3.000	217021	Drive Shaft		22	31.95	48	92	877			
	1986.07- 1989.08	MT		F	Hatchback Engine 149B3.000	648004	Inner Joint			25		32				
WEEKEND																
-	2003-					217031	Drive Shaft							336		
X 1 / 9 (128 AS)																
1.5 (56 kW)	1985.06- 1989.12			R	Convertible Engine 138BS.031	602006	Inner Joint			25		32				
	1985.06- 1989.12	MT		R	Convertible Engine 138BS.031	648004	Inner Joint			25		32				
1.5 (63 kW)	1978.11- 1989.12			R	Convertible Engine 138AS.000	602006	Inner Joint			25		32				
	1978.11- 1989.12	MT		R	Convertible Engine 138AS.000	648004	Inner Joint			25		32				
FIAT LCV																
PUNTO VAN II																
1.2	2001.01-	MT	L	F		617001	Inner Joint		22	19	36	61.5	88.5			
	2001.01-	MT	L	F		217023	Drive Shaft		22	22	46.8	75.5	606			
1.9 D	2001.01-	MT	L	F		617001	Inner Joint		22	19	36	61.5	88.5			
	2001.01-	MT	L	F		217023	Drive Shaft		22	22	46.8	75.5	606			
FORD																
323																
-	1990- 1994		L			218087	Drive Shaft		26	24	56	93	626.5			
	1990- 1994					618039	Inner Joint		24	28	35	64.1	91.5			
AEROSTAR																
-	1990- 1997				4WD	818050	Outer Joint		26	30	58	119	71	I		





	 YEAR	TRANSM	L/R	F/R	REMARKS	GSP Ref.	 PRODUCT	 ABS	Technical Specifications								
									A	B	C	H	L	P			
FORD ASPIRE																	
-	1994- 1997	AT				618010	Inner Joint		24	21	35	64	95				
BELINA I																	
1.4	1975.01- 1977.08	MT				818020	Outer Joint		24	30	46	109	62.5	O			
BELINA II																	
1.4	1977.09- 1982.09	MT				818020	Outer Joint		24	30	46	109	62.5	O			
1.6	1981.05- 1986.12	MT				818020	Outer Joint		24	30	46	109	62.5	O			
	1983.06- 1986.12	MT				818020	Outer Joint		24	30	46	109	62.5	O			
1.8	1981.01- 1988.08	MT				818020	Outer Joint		24	30	46	109	62.5	O			
	1982.10- 1988.05	AT				818020	Outer Joint		24	30	46	109	62.5	O			
	1989.08- 1991.04	MT				818103	Outer Joint		24	30	46	109	62	I			
C-MAX																	
1.6 TDCi (66 kW)	2007.03- 2008.03			F	MPV Engine GPDA/HHDA/HHDB	899288	Outer Joint		36	26	56.3	48	61	M			
	2007.03- 2008.03		R	F	MPV Engine GPDA/HHDA/HHDB	818230	Outer Joint		36	26	56.3	48	61	M			
1.6 TDCi (80 kW)	2007.03- 2008.03			F	MPV Engine G8DA/G8DB/G8DD	899288	Outer Joint		36	26	56.3	48	61	M			
1.8 (90 kW)	2007.02-		R	F	MPV Engine QQDC	218358	Drive Shaft		36	23	56	48	899				
	2007.02-		L	F	MPV Engine QQDC	218359	Drive Shaft		36	23	56	48	594				
1.8 (92 kW)	2007.03- 2008.03	5MT	R	F	MPV Engine QQDA/QQDB	218358	Drive Shaft		36	23	56	48	899				
	2007.03- 2008.03	5MT	L	F	MPV Engine QQDA/QQDB	218359	Drive Shaft		36	23	56	48	594				
1.8 Flexfuel (92 kW)	2007.02-	5MT	R	F	MPV Engine Q7DA	218358	Drive Shaft		36	23	56	48	899				
	2007.02-	5MT	L	F	MPV Engine Q7DA	218359	Drive Shaft		36	23	56	48	594				
1.8 TDCi (85 kW)	2007.02-			F	MPV Engine KKDA	899288	Outer Joint		36	26	56.3	48	61	M			
	2007.02-		R	F	MPV Engine KKDA	818230	Outer Joint		36	26	56.3	48	61	M			
2.0 (107 kW)	2007.03- 2008.03	5AT	R	F	MPV Engine AODA/AODB/AODE/SYDA	234163	Drive Shaft		36	26	56	48	926				
	2007.03- 2008.03	5AT	L	F	MPV Engine AODA/AODB/AODE/SYDA	218327	Drive Shaft		36	26	55.3	48	585				
	2007.03- 2008.03	5MT	L	F	MPV Engine AODA/AODB/AODE/SYDA	218328	Drive Shaft		36	26	55.3	48	580				
	2007.03- 2008.03	5MT	R	F	MPV Engine AODA/AODB/AODE/SYDA	218329	Drive Shaft		36	26	55.3	48	920				
2.0 CNG (107 kW)	2009.04-	5AT	R	F	MPV Engine SYDA	234163	Drive Shaft		36	26	56	48	926				
	2009.04-	5AT	L	F	MPV Engine SYDA	218327	Drive Shaft		36	26	55.3	48	585				
	2009.04-	5MT	L	F	MPV Engine SYDA	218328	Drive Shaft		36	26	55.3	48	580				
	2009.04-	5MT	R	F	MPV Engine SYDA	218329	Drive Shaft		36	26	55.3	48	920				
CAPRI																	
-	1989.01- 1994.12	MT/AT	L	F		234076	Drive Shaft		24	26	52	86	595				
	1989.01- 1994.12	MT/AT	R	F		234077	Drive Shaft		24	26	52	86	541				
CONSUL (GGCL)																	
1.7 (55 kW)	1972.01- 1975.12			R	Coupe Engine TV17HC	618001	Inner Joint				25		32				
2.0 (73 kW)	1972.01- 1975.12			R	Coupe	618001	Inner Joint				25		32				
2.3 (79 kW)	1972.01- 1975.12			R	Coupe	618001	Inner Joint				25		32				
CONSUL (GGFL)																	
1.7 (55 kW)	1972.01- 1975.12			R	Saloon Engine TV17HC	618001	Inner Joint				25		32				
2.0 (66 kW)	1974.09- 1975.12			R	Saloon	618001	Inner Joint				25		32				
2.0 (73 kW)	1972.01- 1975.12			R	Saloon	618001	Inner Joint				25		32				
2.3 (79 kW)	1972.01- 1975.12			R	Saloon	618001	Inner Joint				25		32				
CONSUL TURNIER (GGNL)																	
1.7 (55 kW)	1972.01- 1975.12			R	Estate Engine TV17HC	618001	Inner Joint				25		32				
2.0 (73 kW)	1972.01- 1975.12			R	Estate	618001	Inner Joint				25		32				
2.3 (79 kW)	1972.01- 1975.12			R	Estate	618001	Inner Joint				25		32				
CONTOUR																	
2.5	1995- 2000					818056	Outer Joint		27	32	54.3	91	62	I			
	1995- 2000					818081	Outer Joint	44W	27	32	54.3	91	62	I			
CORCEL I																	
1.4	1971.01- 1977.08	MT				818020	Outer Joint		24	30	46	109	62.5	O			
CORCEL II																	
1.4	1977.09- 1982.09	MT				818020	Outer Joint		24	30	46	109	62.5	O			
1.6	1981.05- 1986.12	MT				818020	Outer Joint		24	30	46	109	62.5	O			
COURIER																	
-	1987.01- 1996.12		R			234019	Drive Shaft		26	26	65	143.5	606				
1.3	1997.01- 1999.12	MT				899015	Outer Joint		25	20	56.5	88	49	O			
COURIER (F3L, F5L)																	
1.3 (44 kW)	1991.09- 1996.02	MT		F	Box Engine J6B	818015	Outer Joint		23	22	48	80	52.5	O			
1.8 D (44 kW)	1991.09- 1996.02	MT	L	F	Box Engine RTC/RTD/RTG	218118	Drive Shaft		23	23	48	80	583.5				
	1991.09- 1996.02	MT	R	F	Box Engine RTC/RTD/RTG	218289	Drive Shaft		23	23	48	80	857				
	1991.09- 1996.02	MT		F	Box Engine RTC/RTD/RTG	818015	Outer Joint		23	22	48	80	52.5	O			





	 YEAR	TRANSM	L/R	F/R	REMARKS	GSP Ref.	 PRODUCT	 ABS	Technical Specifications								
									A	B	C	H	L	P			
FORD																	
COURIER (J5_, J3_)																	
1.3 (44 kW)	1996.02-	MT		F	Box Engine J4C	818012	Outer Joint		25	20	56.5	88.5	49	O			
	1996.02-	MT	L	F	Box Engine J4C	218141	Drive Shaft		25	23	55.5	88.5	606				
1.4 i (66 kW)	1996.04- 1999.10	MT		F	Box Engine FHA	818004	Outer Joint		25	22	56.5	88.5	53.5	O			
	1996.04- 1999.10	MT	L	F	Box Engine FHA	218141	Drive Shaft		25	23	55.5	88.5	606				
1.8 D (44 kW)	1996.02-	MT		F	Box Engine RTK	818004	Outer Joint		25	22	56.5	88.5	53.5	O			
	1996.02-	MT	L	F	Box Engine RTK	218141	Drive Shaft		25	23	55.5	88.5	606				
1.8 Di (55 kW)	2000.09-	MT	L	F	Box Engine RTN/RTP	218141	Drive Shaft		25	23	55.5	88.5	606				
DEL REY																	
1.6	1981.01- 1988.08	MT				818020	Outer Joint		24	30	46	109	62.5	O			
	1982.10- 1988.05	AT				818020	Outer Joint		24	30	46	109	62.5	O			
	1989.08- 1991.04	MT				818103	Outer Joint		24	30	46	109	62	I			
1.8	1981.01- 1988.08	MT				818020	Outer Joint		24	30	46	109	62.5	O			
	1982.10- 1988.05	AT				818020	Outer Joint		24	30	46	109	62.5	O			
	1989.08- 1991.04	MT				818103	Outer Joint		24	30	46	109	62	I			
ESCAPE																	
-	2001- 2004				Truck/VAN	834039	Outer Joint		28	24	56	94	62	M			
	2001- 2004				Truck/VAN	834064	Outer Joint	44T	28	24	56	94	62	M			
2.3	2004-					834107	Outer Joint		28	33	56.5	94	59	I			
ESCORT																	
-	1991- 2001					818048	Outer Joint		26	28	56	93	61	I			
	1991- 2001					818079	Outer Joint	44T	26	28	56	93	61	I			
	1997- 2003	MT				634008	Inner Joint		26	22	35	66.7	92				
1.3	1990.07- 1992.09	MT/AT				818022	Outer Joint		25	22	56.5	88.5	53.5	O			
1.4	1990.07- 1992.02	MT/AT				818022	Outer Joint		25	22	56.5	88.5	53.5	O			
1.6	1992.01- 1996.12	MT				899154	Outer Joint		25	30	56.5	89	52	I			
	1995.01- 1999.02	MT/AT				818022	Outer Joint		25	22	56.5	88.5	53.5	O			
1.8	1989.05- 1992.11	MT				818044	Outer Joint		23	30	55	91.5	54.5	I			
	1992.12- 1996.12	MT				818100	Outer Joint		25	30	56.5	89	56.5	I			
	1992.12- 1996.12	MT				618018	Inner Joint			33		32					
	1995.01- 1999.02	MT/AT				818022	Outer Joint		25	22	56.5	88.5	53.5	O			
2.0	1992.09- 1995.01	MT/AT				818022	Outer Joint		25	22	56.5	88.5	53.5	O			
	1992.12- 1996.12	MT				818100	Outer Joint		25	30	56.5	89	56.5	I			
	1992.12- 1996.12	MT				618018	Inner Joint			33		32					
ESCORT '81 EXPRESS (AVA)																	
1.1 (37 kW)	1981.03- 1986.02	MT		F	Box Engine GLB	618002	Inner Joint		23	20	40	61.5	62.5				
1.3 (51 kW)	1981.03- 1986.02	MT		F	Box Engine JPA	818019	Outer Joint		23	22	55	91.5	54.5	O			
	1981.03- 1986.02	MT		F	Box Engine JPA	699075	Inner Joint		23	22	40	61	93	O			
1.6 (61 kW)	1981.03- 1986.02	MT		F	Box	818019	Outer Joint		23	22	55	91.5	54.5	O			
	1981.03- 1986.02	MT		F	Box	699075	Inner Joint		23	22	40	61	93	O			
1.6 D (40 kW)	1984.02- 1986.02	MT		F	Box Engine LTA	818019	Outer Joint		23	22	55	91.5	54.5	O			
ESCORT '86 EXPRESS (AVF)																	
1.1 (37 kW)	1986.05- 1990.07	MT		F	Box Engine GSG	818019	Outer Joint		23	22	55	91.5	54.5	O			
	1986.05- 1990.07	MT		F	Box Engine GSG	618002	Inner Joint		23	20	40	61.5	62.5				
1.3 (46 kW)	1988.07- 1990.07	MT		F	Box Engine JBA	818019	Outer Joint		23	22	55	91.5	54.5	O			
1.8 D (44 kW)	1988.07- 1990.07	MT		F	Box Engine RTA/RTB	818019	Outer Joint		23	22	55	91.5	54.5	O			
ESCORT '91 EXPRESS (AVL)																	
1.3 (46 kW)	1990.07- 1994.12	MT		F	Box Engine JBD	818017	Outer Joint		23	20	48	80.5	49	O			
1.4 (52 kW)	1990.07- 1994.12	MT		F	Box Engine F6F/F6G	818006	Outer Joint		25	22	55.5	88.5	53	O			
1.8 D (44 kW)	1990.07- 1994.12	MT	R	F	Box Engine RTH	218039	Drive Shaft		25	23	56.5	88.5	903				
	1990.07- 1994.12	MT	L	F	Box Engine RTH	218040	Drive Shaft		25	23	56.5	88.5	608				
	1990.07- 1994.12	MT		F	Box Engine RTH	818006	Outer Joint		25	22	55.5	88.5	53	O			
ESCORT '95 (AVL)																	
1.4 (54 kW)	1995.01-	MT		F	Box Engine F4B	818006	Outer Joint		25	22	55.5	88.5	53	O			
ESCORT CLASSIC (AAL, ABL)																	
1.6 16V (66 kW)	1998.10- 2000.07			F	Hatchback Engine L1E	818006	Outer Joint		25	22	55.5	88.5	53	O			
1.8 TD (66 kW)	1998.10- 2000.07		R	F	Hatchback Engine RFD/RFK	218015	Drive Shaft		25	26	56.5	89	906				
	1998.10- 2000.07		L	F	Hatchback Engine RFD/RFK	218019	Drive Shaft		25	26	56.5	89	591.5				
	1998.10- 2000.07			F	Hatchback Engine RFD/RFK	818016	Outer Joint		25	30	56.5	89	56.5	I			
ESCORT CLASSIC TURNIER (ANL)																	
1.8 TD (66 kW)	1999.02- 2000.07			F	Estate Engine RFD/RFK	818016	Outer Joint		25	30	56.5	89	56.5	I			





	 YEAR	TRANSM	L/R	F/R	REMARKS	GSP Ref.	 PRODUCT	 ABS	Technical Specifications									
									A	B	C	H	L	P				
FORD ESCORT EXPRESS																		
-	1983- 1990			R		218081	Drive Shaft		26	23	51	88.5	892					
	1983.06- 1990	MT	L			218153	Drive Shaft		26	23	51	88.5	560					
	1983.06- 1990	AT	L			218148	Drive Shaft		26	23	51	88.5	562					
	1991- 1996	AT	L			218087	Drive Shaft		26	24	56	93	626.5					
	1991- 1996	AT				618039	Inner Joint		24	28	35	64.1	91.5					
1.8	1991- 1996	AT				618068	Inner Joint		24	28	35	63.9	89.5					
1.9	1986.01- 1990.12					818042	Outer Joint		26	23	51	88.5	60	I				
	1991- 1996					618068	Inner Joint		24	28	35	63.9	89.5					
2.0	1997- 2001	AT				618068	Inner Joint		24	28	35	63.9	89.5					
2.0 D	1986.01- 1987.12	MT				818042	Outer Joint		26	23	51	88.5	60	I				
All Models	1983.04- 1983.12	MT				818042	Outer Joint		26	23	51	88.5	60	I				
	1984.01- 1985.12					818042	Outer Joint		26	23	51	88.5	60	I				
	1985.01- 1985.12					818042	Outer Joint		26	23	51	88.5	60	I				
ESCORT HOBBY																		
1.0	1993.08- 1996.05	MT				818044	Outer Joint		23	30	55	91.5	54.5	I				
	1993.08- 1996.05	MT				618019	Inner Joint			33		32						
1.6	1993.08- 1996.05	MT				818044	Outer Joint		23	30	55	91.5	54.5	I				
	1993.08- 1996.05	MT				618019	Inner Joint			33		32						
ESCORT III (ALD)																		
1.3 (51 kW)	1983.09- 1985.12	MT		F	Convertible Engine JPA	818019	Outer Joint		23	22	55	91.5	54.5	O				
	1983.09- 1985.12	MT		F	Convertible Engine JPA	699075	Inner Joint		23	22	40	61	93	O				
1.6 (58 kW)	1983.09- 1985.12	MT		F	Convertible Engine LP1/LPA	818019	Outer Joint		23	22	55	91.5	54.5	O				
1.6 i (77 kW)	1983.09- 1985.12	MT		F	Convertible Engine LR1/LRA	818019	Outer Joint		23	22	55	91.5	54.5	O				
ESCORT III (AWA)																		
1.1 (37 kW)	1983.08- 1985.12	MT		F	Estate Engine GSE	818019	Outer Joint		23	22	55	91.5	54.5	O				
1.1 (40 kW)	1980.09- 1983.08	MT		F	Estate Engine GLB/GMA	818019	Outer Joint		23	22	55	91.5	54.5	O				
1.3 (51 kW)	1981.03- 1985.12	MT		F	Estate Engine JPA	818019	Outer Joint		23	22	55	91.5	54.5	O				
1.6 (58 kW)	1980.09- 1985.12	MT		F	Estate Engine LP1/LPA	818019	Outer Joint		23	22	55	91.5	54.5	O				
	1980.09- 1985.12	MT		F	Estate Engine LP1/LPA	699075	Inner Joint		23	22	40	61	93	O				
1.6 D (40 kW)	1984.02- 1985.12	MT		F	Estate Engine LTA	818019	Outer Joint		23	22	55	91.5	54.5	O				
ESCORT III (GAA)																		
1.1 (37 kW)	1983.08- 1985.12			F	Hatchback Engine GSE	818018	Outer Joint		23	20	50	91.5	52	O				
	1983.08- 1985.12	MT		F	Hatchback Engine GSE	618002	Inner Joint		23	20	40	61.5	62.5					
1.1 (40 kW)	1980.09- 1983.08	MT		F	Hatchback Engine GLB/GMA	618002	Inner Joint		23	20	40	61.5	62.5					
1.1 (43 kW)	1980.09- 1983.08			F	Hatchback Engine GPA	818018	Outer Joint		23	20	50	91.5	52	O				
	1980.09- 1983.08	MT		F	Hatchback Engine GPA	618002	Inner Joint		23	20	40	61.5	62.5					
1.3 (51 kW)	1980.09- 1985.12	MT		F	Hatchback Engine JPA	818019	Outer Joint		23	22	55	91.5	54.5	O				
	1980.09- 1985.12	MT		F	Hatchback Engine JPA	699075	Inner Joint		23	22	40	61	93	O				
1.6 (58 kW)	1980.09- 1985.12	MT		F	Hatchback Engine LP1/LPA	818019	Outer Joint		23	22	55	91.5	54.5	O				
	1980.09- 1985.12	MT		F	Hatchback Engine LP1/LPA	699075	Inner Joint		23	22	40	61	93	O				
1.6 (71 kW)	1980.09- 1982.10	MT		F	Hatchback Engine LUA	818019	Outer Joint		23	22	55	91.5	54.5	O				
	1980.09- 1982.10	MT		F	Hatchback Engine LUA	699075	Inner Joint		23	22	40	61	93	O				
1.6 D (40 kW)	1984.02- 1985.12	MT		F	Hatchback Engine LTA	818019	Outer Joint		23	22	55	91.5	54.5	O				
1.6 i (66 kW)	1985.07- 1985.12	MT		F	Hatchback Engine L4B	818019	Outer Joint		23	22	55	91.5	54.5	O				
1.6 XR3i (77 kW)	1982.10- 1985.12	MT		F	Hatchback Engine LR1/LRA	818019	Outer Joint		23	22	55	91.5	54.5	O				
ESCORT IV (ALF)																		
1.4 (54 kW)	1987.02- 1990.07	MT		F	Convertible Engine F6B/F6D/FUC	818019	Outer Joint		23	22	55	91.5	54.5	O				
	1987.02- 1990.07	MT		F	Convertible Engine F6B/F6D/FUC	699075	Inner Joint		23	22	40	61	93	O				
1.4 (55 kW)	1986.01- 1990.07	MT		F	Convertible Engine FUA	818019	Outer Joint		23	22	55	91.5	54.5	O				
	1986.01- 1990.07	MT		F	Convertible Engine FUA	699075	Inner Joint		23	22	40	61	93	O				
1.6 i (66 kW)	1986.01- 1990.07	MT/AT		F	Convertible Engine L4B	818019	Outer Joint		23	22	55	91.5	54.5	O				
1.6 i (75 kW)	1989.08- 1990.07	MT/AT		F	Convertible Engine LJB	818019	Outer Joint		23	22	55	91.5	54.5	O				
1.6 XR3i (77 kW)	1986.01- 1990.07	MT		F	Convertible Engine LR2/LRB	818019	Outer Joint		23	22	55	91.5	54.5	O				
ESCORT IV (AWF, AVF)																		
1.1 (37 kW)	1985.10- 1990.09	MT		F	Estate Engine GSG	618002	Inner Joint		23	20	40	61.5	62.5					
1.3 (44 kW)	1986.01- 1990.07	MT		F	Estate Engine JBB/JLA/JLB	818019	Outer Joint		23	22	55	91.5	54.5	O				
1.4 (54 kW)	1986.01- 1990.07	MT		F	Estate Engine F6B/F6D/FUC	818019	Outer Joint		23	22	55	91.5	54.5	O				
	1986.01- 1990.07	MT		F	Estate Engine F6B/F6D/FUC	699075	Inner Joint		23	22	40	61	93	O				
1.4 (55 kW)	1986.01- 1990.07	MT		F	Estate Engine FUA	818019	Outer Joint		23	22	55	91.5	54.5	O				
	1986.01- 1990.07	MT		F	Estate Engine FUA	699075	Inner Joint		23	22	40	61	93	O				
1.6 D (40 kW)	1986.01- 1989.01	MT		F	Estate Engine LTC	818019	Outer Joint		23	22	55	91.5	54.5	O				
1.6 i (66 kW)	1986.01- 1990.07	MT		F	Estate Engine L4B	818019	Outer Joint		23	22	55	91.5	54.5	O				





	 YEAR	TRANSM	L/R	F/R	REMARKS	GSP Ref.	 PRODUCT	 ABS	Technical Specifications									
									A	B	C	H	L	P				
FORD																		
ESCORT IV (AWF, AVF)																		
1.8 D (44 kW)	1989.01- 1990.07	MT		F	Estate Engine RTA/RTB	818019	Outer Joint		23	22	55	91.5	54.5					
ESCORT IV (GAF, AWF, ABFT)																		
1.1 (37 kW)	1985.12- 1990.07	MT		F	Hatchback Engine GSG	818019	Outer Joint		23	22	55	91.5	54.5					
	1985.12- 1990.07			F	Hatchback Engine GSG	818018	Outer Joint		23	20	50	91.5	52					
	1985.12- 1990.07	MT		F	Hatchback Engine GSG	618002	Inner Joint		23	20	40	61.5	62.5					
1.3 (44 kW)	1986.01- 1990.07	MT		F	Hatchback Engine JBB/JLA/JLB	818019	Outer Joint		23	22	55	91.5	54.5					
	1986.01- 1990.07			F	Hatchback Engine JBB/JLA/JLB	818018	Outer Joint		23	20	50	91.5	52					
	1986.01- 1990.07	MT		F	Hatchback Engine JBB/JLA/JLB	618002	Inner Joint		23	20	40	61.5	62.5					
1.3 (46 kW)	1988.07- 1990.10	MT		F	Hatchback Engine JBA	818019	Outer Joint		23	22	55	91.5	54.5					
	1988.07- 1990.10			F	Hatchback Engine JBA	818018	Outer Joint		23	20	50	91.5	52					
	1988.07- 1990.10	MT		F	Hatchback Engine JBA	618002	Inner Joint		23	20	40	61.5	62.5					
1.4 (54 kW)	1986.01- 1990.07	MT/AT		F	Hatchback Engine F6B/F6D/FUC	818019	Outer Joint		23	22	55	91.5	54.5					
	1986.01- 1990.07	MT		F	Hatchback Engine F6B/F6D/FUC	699075	Inner Joint		23	22	40	61	93					
1.4 (55 kW)	1986.01- 1990.07	MT/AT		F	Hatchback Engine FUA	818019	Outer Joint		23	22	55	91.5	54.5					
	1986.01- 1990.07	MT		F	Hatchback Engine FUA	699075	Inner Joint		23	22	40	61	93					
1.6 (65 kW)	1989.04- 1990.07	MT/AT		F	Hatchback Engine LUG	818019	Outer Joint		23	22	55	91.5	54.5					
1.6 D (40 kW)	1986.01- 1989.01	MT		F	Hatchback Engine LTC	818019	Outer Joint		23	22	55	91.5	54.5					
1.6 i (66 kW)	1986.01- 1990.05	MT/AT		F	Hatchback Engine L4B	818019	Outer Joint		23	22	55	91.5	54.5					
1.6 i (75 kW)	1989.08- 1990.07	MT		F	Hatchback Engine LJB	818019	Outer Joint		23	22	55	91.5	54.5					
1.6 XR3i (77 kW)	1986.01- 1989.08	MT		F	Hatchback Engine LR2/LRB	818019	Outer Joint		23	22	55	91.5	54.5					
1.8 D (44 kW)	1989.01- 1990.07	MT		F	Hatchback Engine RTA/RTB	818019	Outer Joint		23	22	55	91.5	54.5					
ESCORT V (ALL)																		
1.4 (52 kW)	1990.07- 1992.12			F	Convertible Engine F6F/F6G	818015	Outer Joint		23	22	48	80	52.5					
	1990.07- 1992.12	MT		F	Convertible Engine F6F/F6G	818006	Outer Joint		25	22	55.5	88.5	53					
1.6 (77 kW)	1990.07- 1992.12	MT		F	Convertible Engine LJF	818006	Outer Joint		25	22	55.5	88.5	53					
1.8 16V XR3i (77 kW)	1992.02- 1992.12	MT		F	Convertible Engine RDA	818021	Outer Joint		25	25	56.5	89	56.5					
	1992.02- 1992.12	MT	R	F	Convertible Engine RDA	218179	Drive Shaft		25	26	56.5	89	908					
	1992.02- 1992.12	MT	L	F	Convertible Engine RDA	218044	Drive Shaft		25	26	56.5	89	594					
	1992.02- 1992.12	MT		F	Convertible Engine RDA	818006	Outer Joint		25	22	55.5	88.5	53					
1.8 16V XR3i (96 kW)	1992.02- 1992.12	MT		F	Convertible Engine RQB	818021	Outer Joint		25	25	56.5	89	56.5					
	1992.02- 1992.12	MT	R	F	Convertible Engine RQB	218179	Drive Shaft		25	26	56.5	89	908					
	1992.02- 1992.12	MT	L	F	Convertible Engine RQB	218044	Drive Shaft		25	26	56.5	89	594					
	1992.02- 1992.12	MT		F	Convertible Engine RQB	818006	Outer Joint		25	22	55.5	88.5	53					
ESCORT V (GAL)																		
1.3 (44 kW)	1990.07- 1992.09	MT		F	Hatchback Engine J4B/J6A	818017	Outer Joint		23	20	48	80.5	49					
	1990.07- 1992.09	MT		F	Hatchback Engine J4B/J6A	818015	Outer Joint		23	22	48	80	52.5					
1.4 (52 kW)	1990.07- 1992.09			F	Hatchback Engine F6F/F6G	818015	Outer Joint		23	22	48	80	52.5					
	1990.07- 1992.09	MT		F	Hatchback Engine F6F/F6G	818006	Outer Joint		25	22	55.5	88.5	53					
1.6 (66 kW)	1990.07- 1992.08	MT		F	Hatchback Engine LUJ/LUK	818006	Outer Joint		25	22	55.5	88.5	53					
1.6 (77 kW)	1990.07- 1992.12	MT		F	Hatchback Engine LJF	818006	Outer Joint		25	22	55.5	88.5	53					
1.8 16V XR3i (77 kW)	1992.02- 1992.12	MT		F	Hatchback Engine RDA	818021	Outer Joint		25	25	56.5	89	56.5					
	1992.02- 1992.12	MT	R	F	Hatchback Engine RDA	218179	Drive Shaft		25	26	56.5	89	908					
	1992.02- 1992.12	MT	L	F	Hatchback Engine RDA	218044	Drive Shaft		25	26	56.5	89	594					
	1992.02- 1992.12	MT		F	Hatchback Engine RDA	818006	Outer Joint		25	22	55.5	88.5	53					
1.8 16V XR3i (96 kW)	1992.02- 1992.12	MT		F	Hatchback Engine RQB	818021	Outer Joint		25	25	56.5	89	56.5					
	1992.02- 1992.12	MT	R	F	Hatchback Engine RQB	218179	Drive Shaft		25	26	56.5	89	908					
	1992.02- 1992.12	MT	L	F	Hatchback Engine RQB	218044	Drive Shaft		25	26	56.5	89	594					
	1992.02- 1992.12	MT		F	Hatchback Engine RQB	818006	Outer Joint		25	22	55.5	88.5	53					
1.8 D (44 kW)	1990.07- 1992.12	MT	R	F	Hatchback Engine RTE/RTF/RTH	218039	Drive Shaft		25	23	56.5	88.5	903					
	1990.07- 1992.12	MT	L	F	Hatchback Engine RTE/RTF/RTH	218040	Drive Shaft		25	23	56.5	88.5	608					
	1990.07- 1992.12	MT		F	Hatchback Engine RTE/RTF/RTH	818006	Outer Joint		25	22	55.5	88.5	53					
2.0 RS (110 kW)	1991.05- 1992.12	MT		F	Hatchback Engine N7A	818021	Outer Joint		25	25	56.5	89	56.5					
	1991.05- 1992.12	MT	R	F	Hatchback Engine N7A	218179	Drive Shaft		25	26	56.5	89	908					
	1991.05- 1992.12	MT	L	F	Hatchback Engine N7A	218044	Drive Shaft		25	26	56.5	89	594					
ESCORT V (GAL, AVL)																		
1.3 (44 kW)	1991.09- 1992.09	MT		F	Estate Engine J4B/J6A	818006	Outer Joint		25	22	55.5	88.5	53					
1.4 (52 kW)	1990.07- 1992.09	MT		F	Estate Engine F6F/F6G	818006	Outer Joint		25	22	55.5	88.5	53					
1.6 (66 kW)	1990.07- 1992.08	MT		F	Estate Engine LUJ/LUK	818006	Outer Joint		25	22	55.5	88.5	53					
1.6 (77 kW)	1990.07- 1992.09	MT		F	Estate Engine LJF	818006	Outer Joint		25	22	55.5	88.5	53					





	 YEAR	TRANSM	L/R	F/R	REMARKS	GSP Ref.	 PRODUCT	 ABS	Technical Specifications							
									A	B	C	H	L	P		
FORD ESCORT V (GAL, AVL)																
1.8 16V (77 kW)	1992.02- 1992.12	MT		F	Estate Engine RDA	818021	Outer Joint		25	25	56.5	89	56.5	O		
	1992.02- 1992.12	MT	R	F	Estate Engine RDA	218179	Drive Shaft		25	26	56.5	89	908			
	1992.02- 1992.12	MT	L	F	Estate Engine RDA	218044	Drive Shaft		25	26	56.5	89	594			
	1992.02- 1992.12	MT		F	Estate Engine RDA	818006	Outer Joint		25	22	55.5	88.5	53	O		
1.8 D (44 kW)	1990.07- 1992.12	MT	R	F	Estate Engine RTE/RTF/RTH	218039	Drive Shaft		25	23	56.5	88.5	903			
	1990.07- 1992.12	MT	L	F	Estate Engine RTE/RTF/RTH	218040	Drive Shaft		25	23	56.5	88.5	608			
	1990.07- 1992.12	MT		F	Estate Engine RTE/RTF/RTH	818006	Outer Joint		25	22	55.5	88.5	53	O		
ESCORT VI (ALL)																
1.4 (52 kW)	1992.12- 1994.04	MT		F	Convertible Engine F6F/F6G	818006	Outer Joint		25	22	55.5	88.5	53	O		
1.4 i (55 kW)	1993.07- 1995.01	MT		F	Convertible Engine F4B	818006	Outer Joint		25	22	55.5	88.5	53	O		
1.6 16V XR3i (66 kW)	1992.12- 1995.01	MT		F	Convertible Engine L1E	818006	Outer Joint		25	22	55.5	88.5	53	O		
1.6 i 16V (65 kW)	1994.02- 1995.01	MT		F	Convertible Engine L1H	818006	Outer Joint		25	22	55.5	88.5	53	O		
ESCORT VI (GAL)																
1.3 (44 kW)	1992.09- 1995.01	MT		F	Estate Engine J4B/J6A	818017	Outer Joint		23	20	48	80.5	49	O		
	1992.09- 1995.01	MT		F	Hatchback Engine J4B/J6A	818017	Outer Joint		23	20	48	80.5	49	O		
	1993.08- 1995.01	MT		F	Saloon Engine J4B/J6A	818017	Outer Joint		23	20	48	80.5	49	O		
1.4 (52 kW)	1992.09- 1995.01	MT		F	Estate Engine F6F/F6G	818006	Outer Joint		25	22	55.5	88.5	53	O		
	1992.09- 1995.01	MT		F	Hatchback Engine F6F/F6G	818006	Outer Joint		25	22	55.5	88.5	53	O		
	1993.08- 1994.04	MT		F	Saloon Engine F6F/F6G	818006	Outer Joint		25	22	55.5	88.5	53	O		
1.4 (55 kW)	1993.08- 1995.01	MT		F	Saloon Engine F4B/FUH	818006	Outer Joint		25	22	55.5	88.5	53	O		
	1994.01- 1995.01	MT		F	Estate Engine F4B/FUH	818006	Outer Joint		25	22	55.5	88.5	53	O		
	1994.01- 1995.01	MT		F	Hatchback Engine F4B/FUH	818006	Outer Joint		25	22	55.5	88.5	53	O		
1.6 i 16V (65 kW)	1994.01- 1995.01	MT		F	Estate Engine L1H	818006	Outer Joint		25	22	55.5	88.5	53	O		
	1994.01- 1995.01	MT		F	Hatchback Engine L1H	818006	Outer Joint		25	22	55.5	88.5	53	O		
	1994.01- 1995.01	MT		F	Saloon Engine L1H	818006	Outer Joint		25	22	55.5	88.5	53	O		
1.6 i 16V (66 kW)	1992.09- 1995.01	MT		F	Estate Engine L1E	818006	Outer Joint		25	22	55.5	88.5	53	O		
	1992.09- 1995.01	MT		F	Hatchback Engine L1E	818006	Outer Joint		25	22	55.5	88.5	53	O		
	1993.08- 1995.01	MT		F	Saloon Engine L1E/L1K	818006	Outer Joint		25	22	55.5	88.5	53	O		
1.8 D (44 kW)	1992.09- 1995.01	MT	R	F	Estate Engine RTH	218039	Drive Shaft		25	23	56.5	88.5	903			
	1992.09- 1995.01	MT	R	F	Hatchback Engine RTE/RTF/RTH	218039	Drive Shaft		25	23	56.5	88.5	903			
	1992.09- 1995.01	MT	L	F	Estate Engine RTH	218040	Drive Shaft		25	23	56.5	88.5	608			
	1992.09- 1995.01	MT	L	F	Hatchback Engine RTE/RTF/RTH	218040	Drive Shaft		25	23	56.5	88.5	608			
	1992.09- 1995.01	MT		F	Estate Engine RTH	818006	Outer Joint		25	22	55.5	88.5	53	O		
	1992.09- 1995.01	MT		F	Hatchback Engine RTE/RTF/RTH	818006	Outer Joint		25	22	55.5	88.5	53	O		
	1993.08- 1995.01	MT	R	F	Saloon Engine RTE/RTF/RTH	218039	Drive Shaft		25	23	56.5	88.5	903			
	1993.08- 1995.01	MT	L	F	Saloon Engine RTE/RTF/RTH	218040	Drive Shaft		25	23	56.5	88.5	608			
	1993.08- 1995.01	MT		F	Saloon Engine RTE/RTF/RTH	818006	Outer Joint		25	22	55.5	88.5	53	O		
1.8 i 16V (77 kW)	1992.09- 1995.01	MT		F	Hatchback Engine RDA	818006	Outer Joint		25	22	55.5	88.5	53	O		
	1993.01- 1995.01	MT		F	Estate Engine RDA	818006	Outer Joint		25	22	55.5	88.5	53	O		
	1993.08- 1995.01	MT		F	Saloon Engine RDA	818006	Outer Joint		25	22	55.5	88.5	53	O		
1.8 i 16V (96 kW)	1993.02- 1995.01	MT		F	Estate Engine RQB	818021	Outer Joint		25	25	56.5	89	56.5	O		
	1993.02- 1995.01	MT	R	F	Estate Engine RQB	218179	Drive Shaft		25	26	56.5	89	908			
	1993.02- 1995.01	MT	L	F	Estate Engine RQB	218044	Drive Shaft		25	26	56.5	89	594			
	1993.02- 1995.01	MT		F	Estate Engine RQB	818006	Outer Joint		25	22	55.5	88.5	53	O		
1.8 TD (66 kW)	1993.02- 1995.01	MT		F	Estate Engine RFD/RFK	818021	Outer Joint		25	25	56.5	89	56.5	O		
	1993.02- 1995.01	MT		F	Hatchback Engine RFD/RFK/RFS	818021	Outer Joint		25	25	56.5	89	56.5	O		
	1993.02- 1995.01	MT	R	F	Estate Engine RFD/RFK	218179	Drive Shaft		25	26	56.5	89	908			
	1993.02- 1995.01	MT	R	F	Hatchback Engine RFD/RFK/RFS	218179	Drive Shaft		25	26	56.5	89	908			
	1993.02- 1995.01	MT	L	F	Estate Engine RFD/RFK	218044	Drive Shaft		25	26	56.5	89	594			
	1993.02- 1995.01	MT	L	F	Hatchback Engine RFD/RFK/RFS	218044	Drive Shaft		25	26	56.5	89	594			
	1993.08- 1995.01	MT		F	Saloon Engine RFD/RFK	818021	Outer Joint		25	25	56.5	89	56.5	O		
	1993.08- 1995.01	MT	R	F	Saloon Engine RFD/RFK	218179	Drive Shaft		25	26	56.5	89	908			
	1993.08- 1995.01	MT	L	F	Saloon Engine RFD/RFK	218044	Drive Shaft		25	26	56.5	89	594			
1.8 XR3i 16V 4x4 (77 kW)	1993.08- 1995.01	MT		F	All-wheel Drive Hatchback Engine RDA	818006	Outer Joint		25	22	55.5	88.5	53	O		
1.8 XR3i 16V 4x4 (96 kW)	1993.08- 1995.01	MT		F	All-wheel Drive Hatchback Engine RQB	818006	Outer Joint		25	22	55.5	88.5	53	O		
2.0 RS (110 kW)	1992.09- 1995.01	MT		F	Hatchback Engine N7A	818006	Outer Joint		25	22	55.5	88.5	53	O		
2.0 RS 4x4 (110 kW)	1993.08- 1995.01	MT		F	All-wheel Drive Hatchback Engine N7A	818006	Outer Joint		25	22	55.5	88.5	53	O		
2.0 RS Cosworth 4x4 (162 kW)	1992.09- 1995.01			F	All-wheel Drive Hatchback Engine N5F	818077	Outer Joint	94T	23	22	55	91	64	O		
ESCORT VII (ALL)																
1.4 (55 kW)	1995.02- 1998.08	MT		F	Convertible Engine F4B	818006	Outer Joint		25	22	55.5	88.5	53	O		
1.6 16V XR3i (65 kW)	1995.02- 1996.12	MT		F	Convertible Engine L1H	818006	Outer Joint		25	22	55.5	88.5	53	O		
1.6 16V XR3i (66 kW)	1995.02- 1999.09	MT		F	Convertible Engine L1E	818021	Outer Joint		25	25	56.5	89	56.5	O		





	 YEAR	TRANSM	L/R	F/R	REMARKS	GSP Ref.	 PRODUCT	 ABS	Technical Specifications						
									A	B	C	H	L	P	
FORD															
ESCORT VII (ALL)															
1.8 16V XR3i (77 kW)	1995.02- 1998.08			R	F	Convertible Engine RDA	218015	Drive Shaft		25	26	56.5	89	906	
1.8 16V XR3i (85 kW)	1995.10- 1998.08			R	F	Convertible Engine RKC	218015	Drive Shaft		25	26	56.5	89	906	
	1995.10- 1998.08	MT		F	F	Convertible Engine RKC	818006	Outer Joint		25	22	55.5	88.5	53	0
1.8 16V XR3i (96 kW)	1995.02- 2000.08			R	F	Convertible Engine RQB	218015	Drive Shaft		25	26	56.5	89	906	
1.8 TD (66 kW)	1995.09- 1998.08	MT		F	F	Convertible Engine RFD/RFK	818021	Outer Joint		25	25	56.5	89	56.5	0
	1995.09- 1998.08			R	F	Convertible Engine RFD/RFK	218015	Drive Shaft		25	26	56.5	89	906	
	1995.09- 1998.08	MT		R	F	Convertible Engine RFD/RFK	218103	Drive Shaft		25	25	56.5	89	816.5	
1.8 Turbo D (51 kW)	1996.10- 1999.08	MT		F	F	Convertible Engine RVA	818021	Outer Joint		25	25	56.5	89	56.5	0
	1996.10- 1999.08			R	F	Convertible Engine RVA	218015	Drive Shaft		25	26	56.5	89	906	
ESCORT VII (GAL, AAL, ABL)															
1.3 (44 kW)	1995.01- 1998.10	MT		F	F	Hatchback Engine J4B/J6A	818017	Outer Joint		23	20	48	80.5	49	0
1.4 (55 kW)	1995.01- 1998.10	MT		F	F	Hatchback Engine F4B	818006	Outer Joint		25	22	55.5	88.5	53	0
1.6 16V (66 kW)	1995.01- 1998.10	MT		F	F	Hatchback Engine L1E	818006	Outer Joint		25	22	55.5	88.5	53	0
1.6 i 16V (65 kW)	1995.01- 1995.08	MT		F	F	Hatchback Engine L1H	818006	Outer Joint		25	22	55.5	88.5	53	0
1.8 16V (77 kW)	1995.01- 1995.08	MT		F	F	Hatchback Engine RDA	818006	Outer Joint		25	22	55.5	88.5	53	0
1.8 16V (85 kW)	1995.01- 1998.10			R	F	Hatchback Engine RKC	218015	Drive Shaft		25	26	56.5	89	906	
	1995.01- 1998.10	MT		F	F	Hatchback Engine RKC	818006	Outer Joint		25	22	55.5	88.5	53	0
1.8 D (44 kW)	1995.01- 1996.12	MT		F	F	Hatchback Engine RTE/RTF/RTH	818006	Outer Joint		25	22	55.5	88.5	53	0
1.8 TD (66 kW)	1995.01- 1998.10	MT		F	F	Hatchback Engine RFD/RFK	818021	Outer Joint		25	25	56.5	89	56.5	0
	1995.01- 1998.10			R	F	Hatchback Engine RFD/RFK	218015	Drive Shaft		25	26	56.5	89	906	
1.8 Turbo D (51 kW)	1995.12- 1998.10	MT		F	F	Hatchback Engine RVA	818021	Outer Joint		25	25	56.5	89	56.5	0
	1995.12- 1998.10	MT		F	F	Hatchback Engine RVA	818006	Outer Joint		25	22	55.5	88.5	53	0
2.0 RS (110 kW)	1995.02- 1998.02			R	F	Hatchback Engine N7A	218015	Drive Shaft		25	26	56.5	89	906	
2.0 RS 4x4 (110 kW)	1995.02- 1998.10			R	F	All-wheel Drive Hatchback Engine N7A	218015	Drive Shaft		25	26	56.5	89	906	
ESCORT VII (GAL, AFL)															
1.3 (44 kW)	1995.01- 1999.02	MT		F	F	Saloon Engine J4B/J6A	818017	Outer Joint		23	20	48	80.5	49	0
	1995.01- 1999.01	MT		F	F	Estate Engine J4B/J6A	818017	Outer Joint		23	20	48	80.5	49	0
1.4 (55 kW)	1995.01- 1999.02	MT		F	F	Saloon Engine F4B/FUH	818006	Outer Joint		25	22	55.5	88.5	53	0
	1995.01- 1999.02	MT		F	F	Estate Engine F4B/FUH	818006	Outer Joint		25	22	55.5	88.5	53	0
1.6 16V (66 kW)	1995.01- 1999.02	MT		F	F	Estate Engine L1E	818006	Outer Joint		25	22	55.5	88.5	53	0
1.6 i 16V (65 kW)	1995.01- 1995.08	MT		F	F	Saloon Engine L1H	818006	Outer Joint		25	22	55.5	88.5	53	0
	1995.01- 1995.08	MT		F	F	Estate Engine L1H	818006	Outer Joint		25	22	55.5	88.5	53	0
1.6 i 16V (66 kW)	1995.01- 1999.02	MT		F	F	Saloon Engine L1E/L1K	818006	Outer Joint		25	22	55.5	88.5	53	0
1.8 16V (77 kW)	1995.01- 1995.08	MT		F	F	Saloon Engine RDA	818006	Outer Joint		25	22	55.5	88.5	53	0
	1995.01- 1995.08	MT		F	F	Estate Engine RDA	818006	Outer Joint		25	22	55.5	88.5	53	0
1.8 16V (85 kW)	1995.01- 1999.02			R	F	Saloon Engine RKC	218015	Drive Shaft		25	26	56.5	89	906	
	1995.01- 1999.02			R	F	Estate Engine RKC	218015	Drive Shaft		25	26	56.5	89	906	
	1995.01- 1999.02	MT		F	F	Saloon Engine RKC	818006	Outer Joint		25	22	55.5	88.5	53	0
	1995.01- 1999.02	MT		F	F	Estate Engine RKC	818006	Outer Joint		25	22	55.5	88.5	53	0
1.8 D (44 kW)	1995.01- 1996.12	MT		F	F	Saloon Engine RTE/RTF/RTH	818006	Outer Joint		25	22	55.5	88.5	53	0
	1995.01- 1999.02	MT		F	F	Estate Engine RTE/RTF/RTH	818006	Outer Joint		25	22	55.5	88.5	53	0
1.8 TD (66 kW)	1995.01- 1999.02	MT		F	F	Saloon Engine RFD/RFK	818021	Outer Joint		25	25	56.5	89	56.5	0
	1995.01- 1999.02	MT		F	F	Estate Engine RFD/RFK	818021	Outer Joint		25	25	56.5	89	56.5	0
	1995.01- 1999.02			R	F	Saloon Engine RFD/RFK	218015	Drive Shaft		25	26	56.5	89	906	
	1995.01- 1999.02			R	F	Estate Engine RFD/RFK	218015	Drive Shaft		25	26	56.5	89	906	
1.8 Turbo D (51 kW)	1995.12- 1999.02	MT		F	F	Saloon Engine RVA	818021	Outer Joint		25	25	56.5	89	56.5	0
	1995.12- 1999.02	MT		F	F	Estate Engine RVA	818021	Outer Joint		25	25	56.5	89	56.5	0
	1995.12- 1999.02			R	F	Saloon Engine RVA	218015	Drive Shaft		25	26	56.5	89	906	
	1995.12- 1999.02			R	F	Estate Engine RVA	218015	Drive Shaft		25	26	56.5	89	906	
	1995.12- 1999.02	MT		F	F	Saloon Engine RVA	818006	Outer Joint		25	22	55.5	88.5	53	0
	1995.12- 1999.02	MT		F	F	Estate Engine RVA	818006	Outer Joint		25	22	55.5	88.5	53	0
ESCORT VIII															
1.8 TD	1998- 2000						618041	Inner Joint		26	25	40	389	92	
ESCORT ZX2															
-	1998- 2001	AT					618068	Inner Joint		24	28	35	63.9	89.5	
EXPEDITION / F150															
-	1997- 2002					4WD	818057	Outer Joint		33	28	75.6	113.2	76	I
EXPLORER															
-	1995- 2001					F	818055	Outer Joint		27	34	59.7	112	80	I
	1995- 2001			L		Truck 4WD	218093	Drive Shaft		27	27	59.7	112	597.4	
	1995- 2001					Truck	618037	Inner Joint		27	34	35.55	117.3	76	





	 YEAR	TRANSM	L/R	F/R	REMARKS	GSP Ref.	 PRODUCT	 ABS	Technical Specifications									
									A	B	C	H	L	P				
FORD																		
EXPLORER SPORT / SPORT TRAC																		
-	2002- 2005			L	Truck 4WD	218093	Drive Shaft		27	27	59.7	112	597.4					
-	2002- 2005				Truck	618037	Inner Joint		27	34	35.55	117.3	76					
F-250																		
-	1997- 1999				4WD	818057	Outer Joint		33	28	75.6	113.2	76	I				
FALCON																		
-	1998.09- 2002.08			L	6 Cyl	218138	Drive Shaft	50T	28	28	60	110.5	771					
-	1998.09- 2002.08			R	6 Cyl	218137	Drive Shaft	50T	28	28	60	110.5	868					
FESTIVA																		
-						618007	Inner Joint		22	20	35	59	82					
-						618008	Inner Joint		22	19	35	59	82					
1.3	1996-					818074	Outer Joint		24	21	52	86.5	53	I				
1.3 (DAJ)	1986.01-	MT			Engine BJ DOHC	818033	Outer Joint		24	20	52	86	50.5	M				
1.5	1997- 2001	MT	L		WF	227024	Drive Shaft		24	26	52	86	605					
-	1997- 2001	MT	R		WF	227026	Drive Shaft		24	26	52	86	888					
FIESTA																		
-	1999-					618072	Inner Joint		23	22	40	61	86					
FIESTA (FVD)																		
1.0 (33 kW)	1983.08- 1989.11	MT		F	Box Engine TKB	818017	Outer Joint		23	20	48	80.5	49	O				
-	1983.08- 1989.11	MT		F	Box Engine TKB	618002	Inner Joint		23	20	40	61.5	62.5					
1.8 D (43 kW)	1989.03- 1995.12	MT		F	Box Engine RTC/RTD/RTG	818015	Outer Joint		23	22	48	80	52.5	O				
FIESTA (GFBT)																		
0.9 (29 kW)	1976.05- 1983.08	MT		F	Hatchback Engine TKA/TKW	618002	Inner Joint		23	20	40	61.5	62.5					
-	1976.05- 1983.08	MT		F	Hatchback Engine TKA/TKW	818018	Outer Joint		23	20	50	91.5	52	O				
0.9 (33 kW)	1976.05- 1983.08	MT		F	Hatchback Engine TLA	618002	Inner Joint		23	20	40	61.5	62.5					
-	1976.05- 1983.08	MT		F	Hatchback Engine TLA	818018	Outer Joint		23	20	50	91.5	52	O				
1.1 (39 kW)	1976.05- 1983.08	MT		F	Hatchback Engine GLA	618002	Inner Joint		23	20	40	61.5	62.5					
-	1976.05- 1983.08	MT		F	Hatchback Engine GLA	818018	Outer Joint		23	20	50	91.5	52	O				
1.1 (40 kW)	1981.02- 1983.08	MT		F	Hatchback Engine GLW	618002	Inner Joint		23	20	40	61.5	62.5					
-	1981.02- 1983.08	MT		F	Hatchback Engine GLW	818018	Outer Joint		23	20	50	91.5	52	O				
FIESTA (WFVT)																		
1.0 (29 kW)	1977.10- 1986.11	MT		F	Box Engine TKA	818018	Outer Joint		23	20	50	91.5	52	O				
-	1977.10- 1986.11	MT		F	Box Engine TKA	618002	Inner Joint		23	20	40	61.5	62.5					
1.1 (39 kW)	1977.10- 1986.11	MT		F	Box	618002	Inner Joint		23	20	40	61.5	62.5					
-	1977.10- 1986.11	MT		F	Box	818018	Outer Joint		23	20	50	91.5	52	O				
FIESTA GII																		
1.0	1996.01- 1998.12	MT				899015	Outer Joint		25	20	56.5	88	49	O				
1.0 Zetec Rocan	1999.01- 2006.12	MT				818099	Outer Joint		25	20	55	88	52	M				
1.3	1996.01- 1998.12	MT				899015	Outer Joint		25	20	56.5	88	49	O				
FIESTA II (FBD)																		
1.0 (33 kW)	1983.09- 1989.02	MT		F	Hatchback Engine TKB	618002	Inner Joint		23	20	40	61.5	62.5					
-	1983.09- 1989.02	MT		F	Hatchback Engine TKB	818018	Outer Joint		23	20	50	91.5	52	O				
1.1 (36 kW)	1986.05- 1989.02	MT		F	Hatchback Engine GSH	618002	Inner Joint		23	20	40	61.5	62.5					
-	1986.05- 1989.02	MT		F	Hatchback Engine GSH	818018	Outer Joint		23	20	50	91.5	52	O				
1.1 (37 kW)	1983.09- 1989.02	MT		F	Hatchback Engine GLC/GSF	618002	Inner Joint		23	20	40	61.5	62.5					
-	1983.09- 1989.02	MT		F	Hatchback Engine GLC/GSF	818018	Outer Joint		23	20	50	91.5	52	O				
1.4 (52 kW)	1986.10- 1989.02	MT		F	Hatchback Engine F6A/F6C	818019	Outer Joint		23	22	55	91.5	54.5	O				
1.4 (54 kW)	1987.02- 1989.02	MT		F	Hatchback Engine FUD	818019	Outer Joint		23	22	55	91.5	54.5	O				
1.4 (55 kW)	1985.10- 1989.11	MT		F	Hatchback Engine FUB	818019	Outer Joint		23	22	55	91.5	54.5	O				
1.6 D (40 kW)	1984.04- 1989.02	MT		F	Hatchback Engine LTB	618002	Inner Joint		23	20	40	61.5	62.5					
-	1984.04- 1989.02	MT		F	Hatchback Engine LTB	818018	Outer Joint		23	20	50	91.5	52	O				
1.6 XR2 (70 kW)	1984.03- 1989.02	MT		F	Hatchback Engine LUD	818019	Outer Joint		23	22	55	91.5	54.5	O				
1.6 XR2 (71 kW)	1984.04- 1989.02	MT		F	Hatchback Engine LUB	818019	Outer Joint		23	22	55	91.5	54.5	O				
FIESTA III (GFJ)																		
1.1 (37 kW)	1989.03- 1995.12	MT		F	Hatchback Engine G6A	618002	Inner Joint		23	20	40	61.5	62.5					
-	1989.03- 1995.12	MT		F	Hatchback Engine G6A	818017	Outer Joint		23	20	48	80.5	49	O				
1.1 (40 kW)	1989.03- 1995.12	MT		F	Hatchback Engine GUD/GUE	618002	Inner Joint		23	20	40	61.5	62.5					
-	1989.03- 1995.12	MT		F	Hatchback Engine GUD/GUE	818017	Outer Joint		23	20	48	80.5	49	O				
-	1989.03- 1995.12		R	F	Hatchback Engine GUD/GUE	218140	Drive Shaft		25	23	56.5	88.5	868					
-	1989.03- 1995.12		L	F	Hatchback Engine GUD/GUE	218007	Drive Shaft		25	23	56.5	88.5	590					
1.3 (44 kW)	1989.03- 1992.12	MT		F	Hatchback Engine JBC	818015	Outer Joint		23	22	48	80	52.5	O				
1.3 CAT (44 kW)	1991.05- 1997.01	MT		F	Hatchback Engine J6B	818015	Outer Joint		23	22	48	80	52.5	O				
1.4 (52 kW)	1989.03- 1995.12	MT		F	Hatchback Engine F6E	818015	Outer Joint		23	22	48	80	52.5	O				





	 YEAR	TRANSM	L/R	F/R	REMARKS	GSP Ref.	 PRODUCT	 ABS	Technical Specifications					
									A	B	C	H	L	P
FORD FIESTA III (GFJ)														
1.4 (54 kW)	1989.03- 1995.12	MT		F	Hatchback Engine FUG/FUJ	818015	Outer Joint		23	22	48	80	52.5	O
1.4 CAT (54 kW)	1989.03- 1995.12	MT		F	Hatchback Engine F4A	818015	Outer Joint		23	22	48	80	52.5	O
1.6 (65 kW)	1989.01- 1994.01	MT		F	Hatchback Engine LUH	818015	Outer Joint		23	22	48	80	52.5	O
1.6 i 16V (65 kW)	1994.01- 1995.12	MT		F	Hatchback Engine L1G	818006	Outer Joint		25	22	55.5	88.5	53	O
1.6 XR2i (76 kW)	1989.03- 1993.03	MT		F	Hatchback Engine LJD	818015	Outer Joint		23	22	48	80	52.5	O
1.8 16V (77 kW)	1992.02- 1995.12	MT		F	Hatchback Engine RDB	818015	Outer Joint		23	22	48	80	52.5	O
	1992.02- 1995.12	MT		F	Hatchback Engine RDB	818006	Outer Joint		25	22	55.5	88.5	53	O
1.8 D (44 kW)	1989.03- 1995.12	MT	L	F	Hatchback Engine RTC/RTD/RTG	218118	Drive Shaft		23	23	48	80	583.5	
	1989.03- 1995.12	MT	R	F	Hatchback Engine RTC/RTD/RTG	218289	Drive Shaft		23	23	48	80	857	
	1989.03- 1995.12	MT		F	Hatchback Engine RTC/RTD/RTG	818015	Outer Joint		23	22	48	80	52.5	O
1.8 XR2i 16V (96 kW)	1992.02- 1995.12	MT		F	Hatchback Engine RQC	818015	Outer Joint		23	22	48	80	52.5	O
	1992.02- 1995.12	MT		F	Hatchback Engine RQC	818006	Outer Joint		25	22	55.5	88.5	53	O
FIESTA IV														
1.3	1995.10- 1997.01	MT	R	F		299043	Drive Shaft		25	25	56.5	88.5	813	
	1997.01- 2000.03	MT	R	F		218032	Drive Shaft		25	23	56.5	88.5	900	
1.4	1996.02- 1997.01	MT	R	F		299043	Drive Shaft		25	25	56.5	88.5	813	
	1997.01- 2000.10	MT	R	F		218032	Drive Shaft		25	23	56.5	88.5	900	
1.8 D	1995.10- 1997.01	MT	R	F		299043	Drive Shaft		25	25	56.5	88.5	813	
	1997.01- 2000.03	MT	R	F		218032	Drive Shaft		25	23	56.5	88.5	900	
FIESTA IV (JA_, JB_)														
1.0 i (48 kW)	1999.09- 2002.01	MT	L	F	Hatchback	218141	Drive Shaft		25	23	55.5	88.5	606	
1.25 i 16V (55 kW)	1995.08- 2002.01	MT		F	Hatchback Engine DHA/DHB/DHC/DHD/DHE/DHF/DHG	818004	Outer Joint		25	22	56.5	88.5	53.5	O
	1995.08- 2002.01	MT	L	F	Hatchback Engine DHA/DHB/DHC/DHD/DHE/DHF/DHG	218141	Drive Shaft		25	23	55.5	88.5	606	
1.3 i (37 kW)	1995.08- 2002.01	MT		F	Hatchback Engine JJA/JJC/JJE/JJJ/JJK/JJM	818012	Outer Joint		25	20	56.5	88.5	49	O
	1995.08- 2002.01	MT	L	F	Hatchback Engine JJA/JJC/JJE/JJJ/JJK/JJM	218141	Drive Shaft		25	23	55.5	88.5	606	
1.3 i (44 kW)	1995.08- 2002.01	MT		F	Hatchback Engine J4C/J4J/J4L/J4Q/J4R/J4T/JBC	818012	Outer Joint		25	20	56.5	88.5	49	O
	1995.08- 2002.01	MT	L	F	Hatchback Engine J4C/J4J/J4L/J4Q/J4R/J4T/JBC	218141	Drive Shaft		25	23	55.5	88.5	606	
1.4 i 16V (66 kW)	1996.04- 2002.01	MT		F	Hatchback Engine FHA/FHE	818004	Outer Joint		25	22	56.5	88.5	53.5	O
	1996.04- 2002.01	MT	L	F	Hatchback Engine FHA/FHE	218141	Drive Shaft		25	23	55.5	88.5	606	
1.6 16V Sport (76 kW)	2000.02- 2002.01	MT	L	F	Hatchback Engine L1T/L1V	218141	Drive Shaft		25	23	55.5	88.5	606	
1.8 D (44 kW)	1995.08- 2000.04	MT		F	Hatchback Engine RTJ,RTK	818004	Outer Joint		25	22	56.5	88.5	53.5	O
	1995.08- 2000.04	MT	L	F	Hatchback Engine RTJ,RTK	218141	Drive Shaft		25	23	55.5	88.5	606	
1.8 Di (55 kW)	2000.04- 2002.01	MT	L	F	Hatchback Engine RTN/RTP/RTQ	218141	Drive Shaft		25	23	55.5	88.5	606	
FIESTA V (JH_, JD_)														
1.25 16V (51 kW)	2003.02- 2005.09			F	Hatchback Engine M7JA/M7JB	818009	Outer Joint		25	22	53.3	90	51	M
1.3 (44 kW)	2001.11- 2008.06			F	Hatchback Engine BAJA	818009	Outer Joint		25	22	53.3	90	51	M
1.3 (51 kW)	2001.11- 2008.06			F	Hatchback Engine A9JA/A9JB	818009	Outer Joint		25	22	53.3	90	51	M
1.4 16V (59 kW)	2001.11- 2008.06			F	Hatchback Engine FXJA/FXJB	818009	Outer Joint		25	22	53.3	90	51	M
1.4 TDCi (50 kW)	2001.11- 2008.06	MT	L	F	Hatchback Engine F6JA/F6JB	218216	Drive Shaft		25	23	53.3	90	621	
	2001.11- 2008.06	MT	R	F	Hatchback Engine F6JA/F6JB	218217	Drive Shaft		25	23	52.9	89	916	
	2001.11- 2008.06			F	Hatchback Engine F6JA/F6JB	818001	Outer Joint		25	20	52.9	89	52	M
1.6 16V (74 kW)	2001.11- 2008.06	AT	L	F	Hatchback Engine FYJA/FYJB	218351	Drive Shaft		25	22	53.3	89	606	
	2001.11- 2008.06			F	Hatchback Engine FYJA/FYJB	818014	Outer Joint		25	21	53.2	89	54	M
	2001.11- 2008.06	AT	R	F	Hatchback Engine FYJA/FYJB	218333	Drive Shaft		25	22	53.3	89	930	
1.6 TDCi (66 kW)	2004.11- 2007.03	MT	L	F	Hatchback Engine HHJA/HHJB	218309	Drive Shaft		25	23	52.9	89	615	
	2004.11- 2007.03	MT	R	F	Hatchback Engine HHJA/HHJB	218326	Drive Shaft		25	23	53.38	88.5	915	
2.0 ST150 (110 kW)	2004.11- 2007.03	MT	L	F	Hatchback Engine N4JB	218309	Drive Shaft		25	23	52.9	89	615	
	2004.11- 2007.03	MT	R	F	Hatchback Engine N4JB	218326	Drive Shaft		25	23	53.38	88.5	915	
FIESTA VAN														
1.4 TDCi (50 kW)	2003.10-			F	Box Engine F6JA/F6JB	818001	Outer Joint		25	20	52.9	89	52	M
FOCUS														
-			L			218218	Drive Shaft		36	26	56	48	582	
			R			218219	Drive Shaft		36	26	56.3	48	921	
	2000- 2005	MT				618044	Inner Joint		26	23	40	68.5	99.5	
	2000- 2005	MT				618045	Inner Joint		26	23	40	389	92	
2.0	2002.02- 2004.12	AT	L			218138	Drive Shaft	50T	28	28	60	110.5	771	
	2002.02- 2004.12	AT	R			218137	Drive Shaft	50T	28	28	60	110.5	868	
FOCUS (DAW, DBW)														
1.4 16V (55 kW)	1998.10- 2004.11	5MT	R	F	Hatchback Engine FXDA/FXDB/FXDC/FXDD	218046	Drive Shaft		25	23	53.38	88.5	934	
	1998.10- 2004.11	MT/AT		F	Hatchback Engine FXDA/FXDB/FXDC/FXDD	818013	Outer Joint		25	23	53.38	88.5	57	M
	1998.10- 2004.11	MT/AT		F	Hatchback Engine FXDA/FXDB/FXDC/FXDD	818003	Outer Joint		25	21	53.3	89	53	M
	1998.10- 2004.11	5MT	L	F	Hatchback Engine FXDA/FXDB/FXDC/FXDD	218042	Drive Shaft		25	23	53.38	88.5	633	





	 YEAR	TRANSM	L/R	F/R	REMARKS	GSP Ref.	 PRODUCT	 ABS	Technical Specifications					
									A	B	C	H	L	P
FORD														
FOCUS (DAW, DBW)														
1.6 16V (74 kW)	1998.10- 2004.11	5MT	R	F	Hatchback Engine FYDA/FYDB/FYDC/FYDD/FYDH	218046	Drive Shaft		25	23	53.38	88.5	934	
	1998.10- 2004.11	MT/AT		F	Hatchback Engine FYDA/FYDB/FYDC/FYDD/FYDH	818013	Outer Joint		25	23	53.38	88.5	57	M
	1998.10- 2004.11	MT/AT		F	Hatchback Engine FYDA/FYDB/FYDC/FYDD/FYDH	818003	Outer Joint		25	21	53.3	89	53	M
	1998.10- 2004.11	5MT	L	F	Hatchback Engine FYDA/FYDB/FYDC/FYDD/FYDH	218042	Drive Shaft		25	23	53.38	88.5	633	
1.8 16V (85 kW)	1998.10- 2004.11	5MT	R	F	Hatchback Engine EYDB/EYDC/EYDD/EYDE/EYDF/EYDG/EYDI/EYDJ/EYDL	218046	Drive Shaft		25	23	53.38	88.5	934	
	1998.10- 2004.11	MT/AT		F	Hatchback Engine EYDB/EYDC/EYDD/EYDE/EYDF/EYDG/EYDI/EYDJ/EYDL	818013	Outer Joint		25	23	53.38	88.5	57	M
	1998.10- 2004.11	MT/AT		F	Hatchback Engine EYDB/EYDC/EYDD/EYDE/EYDF/EYDG/EYDI/EYDJ/EYDL	818003	Outer Joint		25	21	53.3	89	53	M
1.8 Di/TDDi (55 kW)	1999.08- 2004.11	MT/AT	L	F	Hatchback Engine BHDA/BHDB	218101	Drive Shaft		25	26	53.38	88.5	613	
	1999.08- 2004.11	MT/AT	R	F	Hatchback Engine BHDA/BHDB	218102	Drive Shaft		25	26	53.38	88.5	944.5	
	1999.08- 2004.11	MT/AT		F	Hatchback Engine BHDA/BHDB	818013	Outer Joint		25	23	53.38	88.5	57	M
	1999.08- 2004.11	MT/AT		F	Hatchback Engine BHDA/BHDB	818003	Outer Joint		25	21	53.3	89	53	M
1.8 TDCi (74 kW)	2002.08- 2004.11			F	Hatchback Engine FFDA	818069	Outer Joint		25	24	52.6	88	59	M
1.8 TDCi (85 kW)	2001.03- 2004.11			F	Hatchback Engine F9DA/F9DB	818069	Outer Joint		25	24	52.6	88	59	M
1.8 Turbo Di/TDDi (66 kW)	1998.10- 2004.11	MT/AT	L	F	Hatchback Engine C9DA/C9DB/C9DC	218101	Drive Shaft		25	26	53.38	88.5	613	
	1998.10- 2004.11	MT/AT	R	F	Hatchback Engine C9DA/C9DB/C9DC	218102	Drive Shaft		25	26	53.38	88.5	944.5	
	1998.10- 2004.11	MT/AT		F	Hatchback Engine C9DA/C9DB/C9DC	818013	Outer Joint		25	23	53.38	88.5	57	M
2.0 16V (96 kW)	1998.10- 2004.11	5MT	L	F	Hatchback Engine EDDB/EDDC/EDDD/EDDF	218101	Drive Shaft		25	26	53.38	88.5	613	
	1998.10- 2004.11	5MT	R	F	Hatchback Engine EDDB/EDDC/EDDD/EDDF	218102	Drive Shaft		25	26	53.38	88.5	944.5	
	1998.10- 2004.11	MT/AT		F	Hatchback Engine EDDB/EDDC/EDDD/EDDF	818003	Outer Joint		25	21	53.3	89	53	M
FOCUS (DFW)														
1.4 16V (85 kW)	1999.02- 2004.11	5MT	R	F	Saloon Engine FXDA/FXDB/FXDC/FXDD	218046	Drive Shaft		25	23	53.38	88.5	934	
	1999.02- 2004.11	MT/AT		F	Saloon Engine FXDA/FXDB/FXDC/FXDD	818013	Outer Joint		25	23	53.38	88.5	57	M
	1999.02- 2004.11	MT/AT		F	Saloon Engine FXDA/FXDB/FXDC/FXDD	818003	Outer Joint		25	21	53.3	89	53	M
	1999.02- 2004.11	5MT	L	F	Saloon Engine FXDA/FXDB/FXDC/FXDD	218042	Drive Shaft		25	23	53.38	88.5	633	
1.6 16V (74 kW)	1999.02- 2004.11	5MT	L	F	Saloon Engine FYDA/FYDB/FYDC/FYDD/FYDH	218042	Drive Shaft		25	23	53.38	88.5	633	
	1999.02- 2004.11	5MT	R	F	Saloon Engine FYDA/FYDB/FYDC/FYDD/FYDH	218046	Drive Shaft		25	23	53.38	88.5	934	
	1999.02- 2004.11	MT/AT		F	Saloon Engine FYDA/FYDB/FYDC/FYDD/FYDH	818013	Outer Joint		25	23	53.38	88.5	57	M
	1999.02- 2004.11	MT/AT		F	Saloon Engine FYDA/FYDB/FYDC/FYDD/FYDH	818003	Outer Joint		25	21	53.3	89	53	M
1.8 16V (85 kW)	1999.02- 2004.11	5MT	L	F	Saloon Engine EYDB/EYDC/EYDD/EYDE/EYDF/EYDG/EYDI/EYDJ/EYDL	218042	Drive Shaft		25	23	53.38	88.5	633	
	1999.02- 2004.11	5MT	R	F	Saloon Engine EYDB/EYDC/EYDD/EYDE/EYDF/EYDG/EYDI/EYDJ/EYDL	218046	Drive Shaft		25	23	53.38	88.5	934	
	1999.02- 2004.11	MT/AT		F	Saloon Engine EYDB/EYDC/EYDD/EYDE/EYDF/EYDG/EYDI/EYDJ/EYDL	818013	Outer Joint		25	23	53.38	88.5	57	M
	1999.02- 2004.11	MT/AT		F	Saloon Engine EYDB/EYDC/EYDD/EYDE/EYDF/EYDG/EYDI/EYDJ/EYDL	818003	Outer Joint		25	21	53.3	89	53	M
1.8 TDCi (74 kW)	2002.08- 2004.11			F	Saloon Engine FFDA	818069	Outer Joint		25	24	52.6	88	59	M
1.8 TDCi (85 kW)	2001.10- 2005.04			F	Saloon Engine F9DA/F9DB	818069	Outer Joint		25	24	52.6	88	59	M
1.8 Turbo Di/TDDi (66 kW)	1999.02- 2004.11	MT/AT	L	F	Saloon Engine C9DA/C9DB/C9DC	218101	Drive Shaft		25	26	53.38	88.5	613	
	1999.02- 2004.11	MT/AT	R	F	Saloon Engine C9DA/C9DB/C9DC	218102	Drive Shaft		25	26	53.38	88.5	944.5	
	1999.02- 2004.11	MT/AT		F	Saloon Engine C9DA/C9DB/C9DC	818003	Outer Joint		25	21	53.3	89	53	M
2.0 16V (96 kW)	1999.02- 2004.11	MT/AT	L	F	Saloon Engine EDDB/EDDC/EDDD/EDDF	218101	Drive Shaft		25	26	53.38	88.5	613	
	1999.02- 2004.11	MT/AT	R	F	Saloon Engine EDDB/EDDC/EDDD/EDDF	218102	Drive Shaft		25	26	53.38	88.5	944.5	
	1999.02- 2004.11	MT/AT		F	Saloon Engine EDDB/EDDC/EDDD/EDDF	818003	Outer Joint		25	21	53.3	89	53	M
FOCUS (DNW)														
1.4 16V (85 kW)	1999.02- 2004.11	5MT	L	F	Estate Engine FXDA/FXDB/FXDC/FXDD	218042	Drive Shaft		25	23	53.38	88.5	633	
	1999.02- 2004.11	5MT	R	F	Estate Engine FXDA/FXDB/FXDC/FXDD	218046	Drive Shaft		25	23	53.38	88.5	934	
	1999.02- 2004.11	MT/AT		F	Estate Engine FXDA/FXDB/FXDC/FXDD	818013	Outer Joint		25	23	53.38	88.5	57	M
	1999.02- 2004.11	MT/AT		F	Estate Engine FXDA/FXDB/FXDC/FXDD	818003	Outer Joint		25	21	53.3	89	53	M
1.6 16V (74 kW)	1999.02- 2004.11	5MT	L	F	Estate Engine FYDA/FYDB/FYDC/FYDD/FYDH	218042	Drive Shaft		25	23	53.38	88.5	633	
	1999.02- 2004.11	5MT	R	F	Estate Engine FYDA/FYDB/FYDC/FYDD/FYDH	218046	Drive Shaft		25	23	53.38	88.5	934	
	1999.02- 2004.11	MT/AT		F	Estate Engine FYDA/FYDB/FYDC/FYDD/FYDH	818013	Outer Joint		25	23	53.38	88.5	57	M
	1999.02- 2004.11	MT/AT		F	Estate Engine FYDA/FYDB/FYDC/FYDD/FYDH	818003	Outer Joint		25	21	53.3	89	53	M
1.8 16V (85 kW)	1999.02- 2004.11	5MT	L	F	Estate Engine EYDB/EYDC/EYDD/EYDE/EYDF/EYDG/EYDI/EYDJ/EYDL	218042	Drive Shaft		25	23	53.38	88.5	633	
	1999.02- 2004.11	5MT	R	F	Estate Engine EYDB/EYDC/EYDD/EYDE/EYDF/EYDG/EYDI/EYDJ/EYDL	218046	Drive Shaft		25	23	53.38	88.5	934	
	1999.02- 2004.11	MT/AT		F	Estate Engine EYDB/EYDC/EYDD/EYDE/EYDF/EYDG/EYDI/EYDJ/EYDL	818013	Outer Joint		25	23	53.38	88.5	57	M
	1999.02- 2004.11	MT/AT		F	Estate Engine EYDB/EYDC/EYDD/EYDE/EYDF/EYDG/EYDI/EYDJ/EYDL	818003	Outer Joint		25	21	53.3	89	53	M
1.8 Di/TDDi (55 kW)	1999.08- 2004.11	MT/AT	L	F	Estate Engine BHDA/BHDB	218101	Drive Shaft		25	26	53.38	88.5	613	
	1999.08- 2004.11	MT/AT	R	F	Estate Engine BHDA/BHDB	218102	Drive Shaft		25	26	53.38	88.5	944.5	
	1999.08- 2004.11	MT/AT		F	Estate Engine BHDA/BHDB	818013	Outer Joint		25	23	53.38	88.5	57	M
	1999.08- 2004.11	MT/AT		F	Estate Engine BHDA/BHDB	818003	Outer Joint		25	21	53.3	89	53	M
1.8 TDCi (74 kW)	2002.08- 2004.11			F	Estate Engine FFDA	818069	Outer Joint		25	24	52.6	88	59	M
1.8 TDCi (85 kW)	2001.03- 2004.11			F	Estate Engine F9DA/F9DB	818069	Outer Joint		25	24	52.6	88	59	M
1.8 Turbo Di/TDDi (66 kW)	1999.02- 2004.11	MT/AT	L	F	Estate Engine C9DA/C9DB/C9DC	218101	Drive Shaft		25	26	53.38	88.5	613	
	1999.02- 2004.11	MT/AT	R	F	Estate Engine C9DA/C9DB/C9DC	218102	Drive Shaft		25	26	53.38	88.5	944.5	





	 YEAR	TRANSM	L/R	F/R	REMARKS	GSP Ref.	 PRODUCT	 ABS	Technical Specifications									
									A	B	C	H	L	P				
FORD																		
FOCUS (DNW)																		
1.8 Turbo Di/TDDi (66 kW)	1999.02- 2004.11	MT/AT		F	Estate Engine C9DA/C9DB/C9DC	818013	Outer Joint		25	23	53.38	88.5	57	M				
2.0 16V (96 kW)	1999.02- 2004.11	MT/AT	L	F	Estate Engine EDDB/EDDC/EDDD/EDDF	218101	Drive Shaft		25	26	53.38	88.5	613					
	1999.02- 2004.11	MT/AT	R	F	Estate Engine EDDB/EDDC/EDDD/EDDF	218102	Drive Shaft		25	26	53.38	88.5	944.5					
	1999.02- 2004.11	MT/AT		F	Estate Engine EDDB/EDDC/EDDD/EDDF	818003	Outer Joint		25	21	53.3	89	53	M				
FOCUS C-MAX																		
1.6 (74 kW)	2003.10- 2007.02			F	MPV Engine HWDA/HWDB	899129	Outer Joint		36	24	56	48	57	M				
1.6 TDCi (66 kW)	2005.02- 2007.03			F	MPV Engine HHDA/HHDB	899288	Outer Joint		36	26	56.3	48	61	M				
	2005.02- 2007.03		R	F	MPV Engine HHDA/HHDB	818230	Outer Joint		36	26	56.3	48	61	M				
1.6 TDCi (80 kW)	2003.10- 2007.02			F	MPV Engine G8DA/G8DB	899288	Outer Joint		36	26	56.3	48	61	M				
	2003.10- 2007.02		R	F	MPV Engine G8DA/G8DB	818230	Outer Joint		36	26	56.3	48	61	M				
1.6 Ti (85 kW)	2005.01- 2007.03			F	MPV Engine HXDA/SIDA	899129	Outer Joint		36	24	56	48	57	M				
1.8 (88 kW)	2003.10- 2007.02		L	F	MPV Engine CSDA/CSDB	218328	Drive Shaft		36	26	55.3	48	580					
	2003.10- 2007.02		R	F	MPV Engine CSDA/CSDB	218329	Drive Shaft		36	26	55.3	48	920					
	2003.10- 2007.02			F	MPV Engine CSDA/CSDB	899129	Outer Joint		36	24	56	48	57	M				
1.8 (92 kW)	2004.04- 2007.03			F	MPV Engine Q7DA/QQDA/QQDB	818203	Outer Joint		36	23	56	48	57	I				
	2004.04- 2007.03	5MT	R	F	MPV Engine Q7DA/QQDA/QQDB	218358	Drive Shaft		36	23	56	48	899					
	2004.04- 2007.03	5MT	L	F	MPV Engine Q7DA/QQDA/QQDB	218359	Drive Shaft		36	23	56	48	594					
1.8 Flexfuel (92 kW)	2006.03- 2007.03			F	MPV Engine Q7DA	818203	Outer Joint		36	23	56	48	57	I				
	2006.03- 2007.03	5MT	R	F	MPV Engine Q7DA	218358	Drive Shaft		36	23	56	48	899					
	2006.03- 2007.03	5MT	L	F	MPV Engine Q7DA	218359	Drive Shaft		36	23	56	48	594					
2.0 (107 kW)	2004.03- 2007.02	5AT	R	F	MPV Engine AODA/AODB/SYDA	234163	Drive Shaft		36	26	56	48	926					
	2004.03- 2007.02	5AT	L	F	MPV Engine AODA/AODB/SYDA	218327	Drive Shaft		36	26	55.3	48	585					
	2004.03- 2007.02	5MT	L	F	MPV Engine AODA/AODB/SYDA	218328	Drive Shaft		36	26	55.3	48	580					
	2004.03- 2007.02	MT	R	F	MPV Engine AODA/AODB/SYDA	218329	Drive Shaft		36	26	55.3	48	920					
2.0 TDCi (100 kW)	2003.10- 2007.02			F	MPV Engine G6DA/G6DB/G6DD/G6DG	899155	Outer Joint		36	26	56	48	64	I				
FOCUS II																		
2.0 (107 kW)	2006.10-	5MT	L	F	Convertible Engine AODA/AODB	218328	Drive Shaft		36	26	55.3	48	580					
	2006.10-		R	F	Convertible Engine AODA/AODB	218329	Drive Shaft		36	26	55.3	48	920					
FOCUS II (DA_)																		
1.4 (59 kW)	2005.01- 2010.06			F	Hatchback Engine ASDA/ASDB	899288	Outer Joint		36	26	56.3	48	61	M				
	2005.01- 2010.06			F	Hatchback Engine ASDA/ASDB	818203	Outer Joint		36	23	56	48	57	I				
	2005.04-			F	Saloon Engine ASDA/ASDB	899288	Outer Joint		36	26	56.3	48	61	M				
	2005.04-			F	Saloon Engine ASDA/ASDB	818203	Outer Joint		36	23	56	48	57	I				
1.6 (74 kW)	2005.01-			F	Hatchback Engine HWDA/HWDB/SHDA/SHDB/SHDC	899288	Outer Joint		36	26	56.3	48	61	M				
	2005.01-			F	Hatchback Engine HWDA/HWDB/SHDA/SHDB/SHDC	818203	Outer Joint		36	23	56	48	57	I				
	2005.04- 2009.12			F	Saloon Engine HWDA/HWDB/SHDA/SHDB/SHDC	899288	Outer Joint		36	26	56.3	48	61	M				
	2005.04- 2009.12			F	Saloon Engine HWDA/HWDB/SHDA/SHDB/SHDC	818203	Outer Joint		36	23	56	48	57	I				
1.6 LPG (85 kW)	2009.10-			F	Hatchback Engine SIDA	899288	Outer Joint		36	26	56.3	48	61	M				
	2009.10-			F	Hatchback Engine SIDA	899129	Outer Joint		36	24	56	48	57	M				
1.6 TDCi (66 kW)	2005.04-			F	Saloon Engine HHDA/HHDB	899288	Outer Joint		36	26	56.3	48	61	M				
	2005.04-		R	F	Saloon Engine HHDA/HHDB	818230	Outer Joint		36	26	56.3	48	61	M				
	2005.04-			F	Saloon Engine HHDA/HHDB	818203	Outer Joint		36	23	56	48	57	I				
	2005.05-			F	Hatchback Engine GPDA/GPDC/HHDA/HHDB	899288	Outer Joint		36	26	56.3	48	61	M				
	2005.05-		R	F	Hatchback Engine GPDA/GPDC/HHDA/HHDB	818230	Outer Joint		36	26	56.3	48	61	M				
	2005.05-			F	Hatchback Engine GPDA/GPDC/HHDA/HHDB	818203	Outer Joint		36	23	56	48	57	I				
1.6 TDCi (74 kW)	2004.11-		R	F	Hatchback Engine MTDA/G8DC	218358	Drive Shaft		36	23	56	48	899					
	2004.11-		L	F	Hatchback Engine MTDA/G8DC	218359	Drive Shaft		36	23	56	48	594					
1.6 TDCi (80 kW)	2004.11-			F	Hatchback Engine G8DA/G8DB/G8DD/G8DE/G8DF	899288	Outer Joint		36	26	56.3	48	61	M				
	2004.11-		R	F	Hatchback Engine G8DA/G8DB/G8DD/G8DE/G8DF	818230	Outer Joint		36	26	56.3	48	61	M				
	2004.11-			F	Hatchback Engine G8DA/G8DB/G8DD/G8DE/G8DF	818203	Outer Joint		36	23	56	48	57	I				
	2005.04- 2009.12			F	Saloon Engine G8DA/G8DB/G8DD/G8DE/G8DF	899288	Outer Joint		36	26	56.3	48	61	M				
	2005.04- 2009.12		R	F	Saloon Engine G8DA/G8DB/G8DD/G8DE/G8DF	818230	Outer Joint		36	26	56.3	48	61	M				
	2005.04- 2009.12			F	Saloon Engine G8DA/G8DB/G8DD/G8DE/G8DF	818203	Outer Joint		36	23	56	48	57	I				
	2005.05- 2008.03			F	Estate Engine G8DA/G8DB/G8DD/G8DE/G8DF	899288	Outer Joint		36	26	56.3	48	61	M				
	2005.05- 2008.03		R	F	Estate Engine G8DA/G8DB/G8DD/G8DE/G8DF	818230	Outer Joint		36	26	56.3	48	61	M				
	2005.05- 2008.03			F	Estate Engine G8DA/G8DB/G8DD/G8DE/G8DF	818203	Outer Joint		36	23	56	48	57	I				
1.6 Ti (85 kW)	2005.01- 2008.05			F	Hatchback Engine HXDA/HXDB	899288	Outer Joint		36	26	56.3	48	61	M				
	2005.01- 2008.05			F	Hatchback Engine HXDA/HXDB	818203	Outer Joint		36	23	56	48	57	I				
	2005.01- 2008.05			F	Estate Engine HXDA/HXDB	818203	Outer Joint		36	23	56	48	57	I				
1.8 (92 kW)	2006.03-	5MT	L	F	Hatchback Engine QQDB	218328	Drive Shaft		36	26	55.3	48	580					
	2006.03-	5MT	R	F	Saloon Engine QQDB	218328	Drive Shaft		36	26	55.3	48	580					
	2006.03-	5MT	R	F	Hatchback Engine QQDB	218329	Drive Shaft		36	26	55.3	48	920					





	 YEAR	TRANSM	L/R	F/R	REMARKS	GSP Ref.	 PRODUCT	 ABS	Technical Specifications									
									A	B	C	H	L	P				
FORD FOCUS II (DA.)																		
1.8 (92 kW)	2006.03-	5MT	R	F	Saloon Engine QQDB	218329	Drive Shaft		36	26	55.3	48	920					
	2006.03-	5MT	R	F	Hatchback Engine QQDB	218358	Drive Shaft		36	23	56	48	899					
	2006.03-	5MT	R	F	Saloon Engine QQDB	218358	Drive Shaft		36	23	56	48	899					
	2006.03-	5MT	L	F	Hatchback Engine QQDB	218359	Drive Shaft		36	23	56	48	594					
	2006.03-	5MT	L	F	Saloon Engine QQDB	218359	Drive Shaft		36	23	56	48	594					
1.8 Flexfuel (92 kW)	2005.10-		R	F	Hatchback Engine Q7DA	218358	Drive Shaft		36	23	56	48	899					
	2005.10-		L	F	Hatchback Engine Q7DA	218359	Drive Shaft		36	23	56	48	594					
	2006.06-		R	F	Saloon Engine Q7DA	218358	Drive Shaft		36	23	56	48	899					
	2006.06-		L	F	Saloon Engine Q7DA	218359	Drive Shaft		36	23	56	48	594					
1.8 TDCi (85 kW)	2005.10- 2010.06			F	Hatchback Engine KKDA/KKDB	899288	Outer Joint		36	26	56.3	48	61	M				
	2005.10- 2009.12			F	Saloon Engine KKDA/KKDB	899288	Outer Joint		36	26	56.3	48	61	M				
	2005.10- 2010.06		R	F	Hatchback Engine KKDA/KKDB	818230	Outer Joint		36	26	56.3	48	61	M				
	2005.10- 2009.12		R	F	Saloon Engine KKDA/KKDB	818230	Outer Joint		36	26	56.3	48	61	M				
	2005.10- 2009.12			F	Saloon Engine KKDA/KKDB	899129	Outer Joint		36	24	56	48	57	M				
2.0 (107 kW)	2005.01-	5AT	R	F	Hatchback Engine AODA/AODB	234163	Drive Shaft		36	26	56	48	926					
	2005.01-	5AT	L	F	Hatchback Engine AODA/AODB	218327	Drive Shaft		36	26	55.3	48	585					
	2005.01-			F	Hatchback Engine AODA/AODB	899288	Outer Joint		36	26	56.3	48	61	M				
	2005.01-	5MT	L	F	Hatchback Engine AODA/AODB	218328	Drive Shaft		36	26	55.3	48	580					
	2005.01-	5MT	R	F	Hatchback Engine AODA/AODB	218329	Drive Shaft		36	26	55.3	48	920					
	2005.04- 2009.12	5AT	R	F	Saloon Engine AODA/AODB	234163	Drive Shaft		36	26	56	48	926					
	2005.04- 2009.12	5AT	L	F	Saloon Engine AODA/AODB	218327	Drive Shaft		36	26	55.3	48	585					
	2005.04- 2009.12			F	Saloon Engine AODA/AODB	899288	Outer Joint		36	26	56.3	48	61	M				
	2005.04- 2009.12	5MT	L	F	Saloon Engine AODA/AODB	218328	Drive Shaft		36	26	55.3	48	580					
2.0 CNG (107 kW)	2009.04-	AT	R	F	Hatchback Engine SYDA	234163	Drive Shaft		36	26	56	48	926					
	2009.04-	AT	L	F	Hatchback Engine SYDA	218327	Drive Shaft		36	26	55.3	48	585					
	2009.04-	MT	L	F	Hatchback Engine SYDA	218328	Drive Shaft		36	26	55.3	48	580					
	2009.04-	MT	R	F	Hatchback Engine SYDA	218329	Drive Shaft		36	26	55.3	48	920					
2.0 LPG (107 kW)	2008.06-	5AT	R	F	Hatchback Engine SYDA	234163	Drive Shaft		36	26	56	48	926					
	2008.06-	5AT	R	F	Estate Engine SYDA	234163	Drive Shaft		36	26	56	48	926					
	2008.06-	5AT	L	F	Hatchback Engine SYDA	218327	Drive Shaft		36	26	55.3	48	585					
	2008.06-	5AT	L	F	Estate Engine SYDA	218327	Drive Shaft		36	26	55.3	48	585					
	2008.06-	5MT	L	F	Hatchback Engine SYDA	218328	Drive Shaft		36	26	55.3	48	580					
	2008.06-	5MT	L	F	Estate Engine SYDA	218328	Drive Shaft		36	26	55.3	48	580					
	2008.06-	5MT	R	F	Hatchback Engine SYDA	218329	Drive Shaft		36	26	55.3	48	920					
2.0 TDCi (100 kW)	2005.04- 2009.12			F	Saloon Engine G6DA/G6DB/G6DD	899288	Outer Joint		36	26	56.3	48	61	M				
	2005.04- 2009.12			F	Saloon Engine G6DA/G6DB/G6DD	818203	Outer Joint		36	23	56	48	57	I				
2.0 TDCi (81 kW)	2008.07- 2009.12			F	Hatchback Engine IXDA	899288	Outer Joint		36	26	56.3	48	61	M				
	2008.07- 2009.12			F	Saloon Engine IXDA	899288	Outer Joint		36	26	56.3	48	61	M				
FOCUS II STATION WAQON (DA.)																		
1.4 (59 kW)	2004.11-			F	Estate Engine ASDA/ASDB	818203	Outer Joint		36	23	56	48	57	I				
1.6 (74 kW)	2005.01-			F	Estate Engine HWDA/HWDB/SHDA/SHDB/SHDC	818203	Outer Joint		36	23	56	48	57	I				
1.6 LPG (85 kW)	2009.10-			F	Estate Engine SIDA	899288	Outer Joint		36	26	56.3	48	61	M				
	2009.10-			F	Estate Engine SIDA	899129	Outer Joint		36	24	56	48	57	M				
1.6 TDCi (66 kW)	2005.10- 2010.06			F	Estate Engine GPDA/GPDC/HHDA/HHDB	899288	Outer Joint		36	26	56.3	48	61	M				
	2005.10- 2010.06		R	F	Estate Engine GPDA/GPDC/HHDA/HHDB	818230	Outer Joint		36	26	56.3	48	61	M				
	2005.10- 2010.06			F	Estate Engine GPDA/GPDC/HHDA/HHDB	818203	Outer Joint		36	23	56	48	57	I				
1.6 TI (85 kW)	2005.04- 2008.05			F	Saloon Engine HXDA/HXDB	899288	Outer Joint		36	26	56.3	48	61	M				
	2005.04- 2008.05			F	Saloon Engine HXDA/HXDB	818203	Outer Joint		36	23	56	48	57	I				
1.8 (92 kW)	2006.03-	5MT	L	F	Estate Engine Q7DA/QQDB	218328	Drive Shaft		36	26	55.3	48	580					
	2006.03-	5MT	R	F	Estate Engine Q7DA/QQDB	218329	Drive Shaft		36	26	55.3	48	920					
	2006.03-	5MT	R	F	Estate Engine Q7DA/QQDB	218358	Drive Shaft		36	23	56	48	899					
	2006.03-	5MT	L	F	Estate Engine Q7DA/QQDB	218359	Drive Shaft		36	23	56	48	594					
1.8 Flexfuel (92 kW)	2005.10- 2008.03		R	F	Estate Engine Q7DA	218358	Drive Shaft		36	23	56	48	899					
	2005.10- 2008.03		L	F	Estate Engine Q7DA	218359	Drive Shaft		36	23	56	48	594					
1.8 TDCi (85 kW)	2005.10- 2010.06		R	F	Estate Engine KKDA/KKDB	818230	Outer Joint		36	26	56.3	48	61	M				
2.0 (107 kW)	2005.01-	5AT	R	F	Estate Engine AODA/AODB	234163	Drive Shaft		36	26	56	48	926					
	2005.01-	5AT	L	F	Estate Engine AODA/AODB	218327	Drive Shaft		36	26	55.3	48	585					
	2005.01-	5MT	L	F	Estate Engine AODA/AODB	218328	Drive Shaft		36	26	55.3	48	580					
	2005.01-	5MT	R	F	Estate Engine AODA/AODB	218329	Drive Shaft		36	26	55.3	48	920					





	 YEAR	TRANSM	L/R	F/R	REMARKS	GSP Ref.	 PRODUCT	 ABS	Technical Specifications								
									A	B	C	H	L	P			
FORD																	
FOCUS II STATION WAGON (DA_)																	
2.0 TDCi (100 kW)	2005.01-			F	Hatchback Engine G6DA/G6DB/G6DD	899288	Outer Joint		36	26	56.3	48	61	M			
	2005.01-			F	Hatchback Engine G6DA/G6DB/G6DD	818203	Outer Joint		36	23	56	48	57	I			
	2005.01-			F	Estate Engine G6DA/G6DB/G6DD	818203	Outer Joint		36	23	56	48	57	I			
2.0 TDCi (81 kW)	2008.07- 2009.12			F	Estate Engine IXDA	899288	Outer Joint		36	26	56.3	48	61	M			
FUSION (JU_)																	
1.4 (59 kW)	2002.08-			F	Estate Engine FXJA/FXJB/FXJC	818009	Outer Joint		25	22	53.3	90	51	M			
1.4 TDCi (50 kW)	2002.08-	MT	L	F	Estate Engine F6JA/F6JB	218216	Drive Shaft		25	23	53.3	90	621				
	2002.08-	MT	R	F	Estate Engine F6JA/F6JB	218217	Drive Shaft		25	23	52.9	89	916				
	2002.08-			F	Estate Engine F6JA/F6JB	818001	Outer Joint		25	20	52.9	89	52	M			
1.6 (74 kW)	2002.08-	AT	L	F	Estate Engine FYJA/FYJB	218351	Drive Shaft		25	22	53.3	89	606				
	2002.08-			F	Estate Engine FYJA/FYJB	818014	Outer Joint		25	21	53.2	89	54	M			
	2002.08-	AT	R	F	Estate Engine FYJA/FYJB	218333	Drive Shaft		25	22	53.3	89	930				
1.6 TDCi (66 kW)	2004.11- 2007.03	MT	L	F	Estate Engine HHJA/HHJB	218309	Drive Shaft		25	23	52.9	89	615				
	2004.11- 2007.03	MT	R	F	Estate Engine HHJA/HHJB	218326	Drive Shaft		25	23	53.38	88.5	915				
GALAXY																	
1.9 TD	1995.06- 2000.08	MT	L			203024	Drive Shaft	48W	38	26	60	34.5	617				
	1995.06- 2000.08	MT	R			203027	Drive Shaft	48W	38	35	60	34.5	561				
	1995.06- 2000.08	MT	L			203064	Drive Shaft		38	26	60	34.5	617				
1.9 TDi	1995.06- 2000.08	MT				818040	Outer Joint		38	27	60	34.5	65	I			
	1997.11- 2000.08	AT				818040	Outer Joint		38	27	60	34.5	65	I			
2.0	1995.06- 1999.02					818040	Outer Joint		38	27	60	34.5	65	I			
	1995.06- 1999.02	MT	L			203024	Drive Shaft	48W	38	26	60	34.5	617				
	1995.06- 1999.02	MT	R			203027	Drive Shaft	48W	38	35	60	34.5	561				
	1995.06- 1999.02	MT	L			203064	Drive Shaft		38	26	60	34.5	617				
2.3	1997.01- 2000.08					818040	Outer Joint		38	27	60	34.5	65	I			
2.8 V6	1995.06- 2000.08					818040	Outer Joint		38	27	60	34.5	65	I			
GALAXY (WGR)																	
1.9 TDi (110 kW)	2005.01- 2006.03			F	MPV Engine BTB	818025	Outer Joint	48W	38	36	60	34	72.5	I			
	2005.01- 2006.03		L/R	F	MPV Engine BTB	203023	Drive Shaft	48W	38		60	34	507				
1.9 TDi (66 kW)	1995.03- 2006.05			F	MPV Engine 1Z/AHU/ANU	818025	Outer Joint	48W	38	36	60	34	72.5	I			
	1995.03- 2006.05			F	MPV Engine 1Z/AHU/ANU	261192	Stub Shaft		26	37	60		129.5				
	1995.03- 2006.05			F	MPV Engine 1Z/AHU/ANU	261193	Stub Shaft		37		60		322				
	1995.03- 2006.05	MT	L	F	MPV Engine 1Z/AHU/ANU	218009	Drive Shaft	48W	38	26	60	34.5	620				
	1995.03- 2006.05	MT	R	F	MPV Engine 1Z/AHU/ANU	218008	Drive Shaft	48W	38	35	60	34.5	559				
	1995.03- 2006.05	MT	L/R	F	MPV Engine 1Z/AHU/ANU	203023	Drive Shaft	48W	38		60	34	507				
	1995.03- 2006.05	MT/AT		F	MPV Engine 1Z/AHU/ANU	818026	Outer Joint	48W	38	27	60	34.5	65	I			
	1995.03- 2006.05	MT/6MT		F	MPV Engine 1Z/AHU/ANU	661044	Inner Joint			34		85					
1.9 TDi (81 kW)	1997.08- 2000.04			F	MPV Engine AFN/AVG	818025	Outer Joint	48W	38	36	60	34	72.5	I			
	1997.08- 2000.04			F	MPV Engine AFN/AVG	261192	Stub Shaft		26	37	60		129.5				
	1997.08- 2000.04			F	MPV Engine AFN/AVG	261193	Stub Shaft		37		60		322				
	1997.08- 2000.04	MT	R	F	MPV Engine AFN/AVG	218008	Drive Shaft	48W	38	35	60	34.5	559				
	1997.08- 2000.04	MT	L	F	MPV Engine AFN/AVG	218009	Drive Shaft	48W	38	26	60	34.5	620				
	1997.08- 2000.04	AT	L	F	MPV Engine AFN/AVG	261085	Drive Shaft	48W	38		60	34.5	513				
	1997.08- 2000.04	AT	R	F	MPV Engine AFN/AVG	261065	Drive Shaft	48W	38		60	34.5	544				
	1997.08- 2000.04	MT/AT		F	MPV Engine AFN/AVG	818026	Outer Joint	48W	38	27	60	34.5	65	I			
	1997.08- 2000.04	AT		F	MPV Engine AFN/AVG	661044	Inner Joint			34		85					
1.9 TDi (85 kW)	2000.04- 2006.05			F	MPV Engine AUY	818025	Outer Joint	48W	38	36	60	34	72.5	I			
	2000.04- 2006.05			F	MPV Engine AUY	261192	Stub Shaft		26	37	60		129.5				
	2000.04- 2006.05			F	MPV Engine AUY	261193	Stub Shaft		37		60		322				
	2000.04- 2006.05	5AT	L/R	F	MPV Engine AUY	818039	Outer Joint		38	36	60	34	72.5	I			
	2000.04- 2006.05	5AT	L/R	F	MPV Engine AUY	203022	Drive Shaft	48W	38		60	34	486				
	2000.04- 2006.05	MT	L/R	F	MPV Engine AUY	203023	Drive Shaft	48W	38		60	34	507				
	2000.04- 2006.05	MT/AT		F	MPV Engine AUY	661044	Inner Joint			34		85					
1.9 TDi (96 kW)	2002.12- 2006.03			F	MPV Engine ASZ	818025	Outer Joint	48W	38	36	60	34	72.5	I			
	2002.12- 2006.03	MT	L/R	F	MPV Engine ASZ	203023	Drive Shaft	48W	38		60	34	507				
	2002.12- 2006.03	MT/AT		F	MPV Engine ASZ	661044	Inner Joint			34		85					
2.0 i (85 kW)	1995.11- 2006.05			F	MPV Engine NSE/ZVSA	261192	Stub Shaft		26	37	60		129.5				
	1995.11- 2006.05			F	MPV Engine NSE/ZVSA	261193	Stub Shaft		37		60		322				
	1995.11- 2006.05	MT	R	F	MPV Engine NSE/ZVSA	218008	Drive Shaft	48W	38	35	60	34.5	559				
	1995.11- 2006.05	MT	L	F	MPV Engine NSE/ZVSA	218009	Drive Shaft	48W	38	26	60	34.5	620				
	1995.11- 2006.05	AT	L	F	MPV Engine NSE/ZVSA	261085	Drive Shaft	48W	38		60	34.5	513				
	1995.11- 2006.05	AT	R	F	MPV Engine NSE/ZVSA	261065	Drive Shaft	48W	38		60	34.5	544				





	 YEAR	TRANSM	L/R	F/R	REMARKS	GSP Ref.	 PRODUCT	 ABS	Technical Specifications							
									A	B	C	H	L	P		
FORD GALAXY (WGR)																
2.0 i (85 kW)	1995.11- 2006.05	MT/AT		F	MPV Engine NSE/ZVSA	818026	Outer Joint	48W	38	27	60	34.5	65	I		
	1995.11- 2006.05	AT		F	MPV Engine NSE/ZVSA	661044	Inner Joint						34		85	
2.3 16V (103 kW)	2001.09- 2006.03			F	MPV Engine E5SB	818025	Outer Joint	48W	38	36	60	34	72.5	I		
	2001.09- 2006.03			F	MPV Engine E5SB	261192	Stub Shaft		26	37	60				129.5	
	2001.09- 2006.03			F	MPV Engine E5SB	261193	Stub Shaft		37		60				322	
2.3 16V (107 kW)	1997.01- 2006.05			F	MPV Engine E5SA/Y5B	261192	Stub Shaft		26	37	60				129.5	
	1997.01- 2006.05			F	MPV Engine E5SA/Y5B	261193	Stub Shaft		37		60				322	
	1997.01- 2006.05		R	F	MPV Engine E5SA/Y5B	218008	Drive Shaft	48W	38	35	60	34.5	559			
	1997.01- 2006.05		L	F	MPV Engine E5SA/Y5B	218009	Drive Shaft	48W	38	26	60	34.5	620			
	1997.01- 2006.05		L	F	MPV Engine E5SA/Y5B	261085	Drive Shaft	48W	38		60	34.5	513			
	1997.01- 2006.05		R	F	MPV Engine E5SA/Y5B	261065	Drive Shaft	48W	38		60	34.5	544			
	1997.01- 2006.05	MT/AT		F	MPV Engine E5SA/Y5B	818026	Outer Joint	48W	38	27	60	34.5	65	I		
2.8 i V6 (128 kW)	1995.11- 2000.04			F	MPV Engine AAA/AMY	818025	Outer Joint	48W	38	36	60	34	72.5	I		
	1995.11- 2000.04			F	MPV Engine AAA/AMY	261192	Stub Shaft		26	37	60				129.5	
	1995.11- 2000.04	MT	L	F	MPV Engine AAA/AMY	218009	Drive Shaft	48W	38	26	60	34.5	620			
	1995.11- 2000.04			F	MPV Engine AAA/AMY	261193	Stub Shaft		37		60				322	
	1995.11- 2000.04	AT	L/R	F	MPV Engine AAA/AMY	218010	Drive Shaft	48W	38		60	34.5	550			
	1995.11- 2000.04	MT/AT		F	MPV Engine AAA/AMY	818026	Outer Joint	48W	38	27	60	34.5	65	I		
2.8 i V6 4x4 (128 kW)	1996.04- 2000.04				All-wheel Drive MPV Engine AAA/AMY	818025	Outer Joint	48W	38	36	60	34	72.5	I		
	1996.04- 2000.04	AT	L/R	F	All-wheel Drive MPV Engine AAA/AMY	218010	Drive Shaft	48W	38		60	34.5	550			
	1996.04- 2000.04	MT/AT			All-wheel Drive MPV Engine AAA/AMY	818026	Outer Joint	48W	38	27	60	34.5	65	I		
2.8 V6 (150 kW)	2000.04- 2006.05			F	MPV Engine AYL	818025	Outer Joint	48W	38	36	60	34	72.5	I		
	2000.04- 2006.05			F	MPV Engine AYL	261192	Stub Shaft		26	37	60				129.5	
	2000.04- 2006.05			F	MPV Engine AYL	261193	Stub Shaft		37		60				322	
	2000.04- 2006.05	5AT	L	F	MPV Engine AYL	818039	Outer Joint		38	36	60	34	72.5	I		
	2000.04- 2006.05	5AT	L	F	MPV Engine AYL	203022	Drive Shaft	48W	38		60	34	486			
	2000.04- 2006.05	5AT	R	F	MPV Engine AYL	299120	Drive Shaft	48W	38	30	60	34	561			
	2000.04- 2006.05	MT	L/R	F	MPV Engine AYL	203023	Drive Shaft	48W	38		60	34	507			
	2000.04- 2006.05	MT/AT		F	MPV Engine AYL	661044	Inner Joint					34		85		
GHIA																
-	1994- 1996	AT				818063	Outer Joint		26	32	51	105	64.5	I		
GRANADA (GGCL)																
2.3 (79 kW)	1972.01- 1976.02			R	Coupe	618001	Inner Joint				25		32			
GRANADA (GGNL)																
1.7 (51 kW)	1974.12- 1977.08			R	Estate Engine MWB	618001	Inner Joint				25		32			
2.3 (79 kW)	1972.01- 1976.02			R	Estate	618001	Inner Joint				25		32			
GRANADA (GGTL, GGFL)																
1.7 (51 kW)	1974.12- 1977.08			R	Saloon Engine MWB	618001	Inner Joint				25		32			
2.3 (79 kW)	1972.01- 1976.02			R	Saloon	618001	Inner Joint				25		32			
GRANADA (GNU)																
1.7 (54 kW)	1977.08- 1981.07	MT		R	Estate Engine MYE	618001	Inner Joint				25		32			
2.0 (66 kW)	1977.08- 1985.06	MT		R	Estate Engine NYP	618001	Inner Joint				25		32			
2.0 (74 kW)	1979.08- 1985.08	MT		R	Estate Engine NEP	618001	Inner Joint				25		32			
2.0 (77 kW)	1981.08- 1985.08	MT		R	Estate Engine NEK	618001	Inner Joint				25		32			
2.3 (82 kW)	1981.06- 1985.06	MT		R	Estate Engine YYU	618001	Inner Joint				25		32			
2.3 (84 kW)	1979.06- 1985.08	MT		R	Estate Engine YYP	618001	Inner Joint				25		32			
2.5 D (51 kW)	1982.08- 1985.08	MT		R	Estate Engine STP	618001	Inner Joint				25		32			
2.8 (97 kW)	1981.06- 1985.08	MT		R	Estate Engine PYU	618001	Inner Joint				25		32			
2.8 (99 kW)	1977.08- 1985.08	MT		R	Estate Engine PYA	618001	Inner Joint				25		32			
2.8 i (108 kW)	1977.08- 1985.08	MT		R	Estate Engine PRD	618001	Inner Joint				25		32			
2.8 i (110 kW)	1982.10- 1985.08	MT		R	Estate Engine PRC	618001	Inner Joint				25		32			
2.8 i (118 kW)	1977.08- 1981.08	MT		R	Estate Engine PRB	618001	Inner Joint				25		32			
GRANADA (GU)																
1.6 (55 kW)	1981.07- 1985.08	MT		R	Saloon Engine LCK	618001	Inner Joint				25		32			
	1981.07- 1985.08			R	Saloon Engine LCK	602006	Inner Joint				25		32			
1.7 (51 kW)	1977.08- 1982.05	MT		R	Saloon Engine TV17LC	618001	Inner Joint				25		32			
	1977.08- 1982.05			R	Saloon Engine TV17LC	602006	Inner Joint				25		32			
1.7 (54 kW)	1977.08- 1981.07	MT		R	Saloon Engine MY	618001	Inner Joint				25		32			
	1977.08- 1981.07			R	Saloon Engine MY	602006	Inner Joint				25		32			
2.0 (66 kW)	1977.08- 1985.08	MT		R	Saloon Engine NYP	618001	Inner Joint				25		32			
	1977.08- 1985.08			R	Saloon Engine NYP	602006	Inner Joint				25		32			





	 YEAR	TRANSM	L/R	F/R	REMARKS	GSP Ref.	 PRODUCT	 ABS	Technical Specifications										
									A	B	C	H	L	P					
FORD GRANADA (GU)																			
2.0 (74 kW)	1979.08- 1985.08	MT		R	Saloon Engine NEP	618001	Inner Joint				25		32						
	1979.08- 1985.08			R	Saloon Engine NEP	602006	Inner Joint				25		32						
2.0 (77 kW)	1981.08- 1985.08	MT		R	Saloon Engine NEK	618001	Inner Joint				25		32						
	1981.08- 1985.08			R	Saloon Engine NEK	853006	Outer Joint		22	30	50	78.5	52	I					
2.1 D (46 kW)	1977.08- 1982.08	MT		R	Saloon Engine WTA	618001	Inner Joint				25		32						
	1977.08- 1982.08			R	Saloon Engine WTA	602006	Inner Joint				25		32						
2.3 (82 kW)	1981.06- 1985.08	MT		R	Saloon Engine YYU	618001	Inner Joint				25		32						
	1981.06- 1985.08			R	Saloon Engine YYU	602006	Inner Joint				25		32						
2.3 (84 kW)	1979.06- 1985.08	MT		R	Saloon Engine YYP	618001	Inner Joint				25		32						
2.5 D (51 kW)	1982.08- 1985.08	MT		R	Saloon Engine STP	618001	Inner Joint				25		32						
	1982.08- 1985.08			R	Saloon Engine STP	602006	Inner Joint				25		32						
2.8 (97 kW)	1981.06- 1985.08	MT		R	Saloon Engine PYU	618001	Inner Joint				25		32						
2.8 (99 kW)	1977.08- 1985.08	MT		R	Saloon Engine PYA	618001	Inner Joint				25		32						
2.8 i (108 kW)	1977.08- 1985.08	MT		R	Saloon Engine PRD	618001	Inner Joint				25		32						
2.8 i (110 kW)	1982.10- 1985.08	MT		R	Saloon Engine PRC	618001	Inner Joint				25		32						
	1982.10- 1985.08			R	Saloon Engine PRC	602006	Inner Joint				25		32						
2.8 i (118 kW)	1977.08- 1981.08	MT		R	Saloon Engine PRB	618001	Inner Joint				25		32						
	1977.08- 1981.08			R	Saloon Engine PRB	602006	Inner Joint				25		32						
GRANADA III (GAE, GGE)																			
1.8 (66 kW)	1985.04- 1992.02	MT	R	R	Hatchback Engine REC	218128	Drive Shaft						32	519					
	1985.04- 1992.02	MT		R	Hatchback Engine REC	618001	Inner Joint				25		32						
	1985.04- 1992.02	MT	L	R	Hatchback Engine REC	218129	Drive Shaft						32	478					
	1985.04- 1992.02			R	Hatchback Engine REC	602006	Inner Joint				25		32						
2.0 (77 kW)	1985.04- 1989.08	MT/AT	R	R	Hatchback Engine N8D/NEL	218128	Drive Shaft						32	519					
	1985.04- 1989.08	MT/AT		R	Hatchback Engine N8D/NEL	618001	Inner Joint				25		32						
	1985.04- 1989.08	MT/AT	L	R	Hatchback Engine N8D/NEL	218129	Drive Shaft						32	478					
2.0 i (74 kW)	1985.10- 1990.12	MT/AT	R	R	Hatchback Engine NRC	218128	Drive Shaft						32	519					
	1985.10- 1990.12	MT/AT		R	Hatchback Engine NRC	618001	Inner Joint				25		32						
	1985.10- 1990.12	MT/AT	L	R	Hatchback Engine NRC	218129	Drive Shaft						32	478					
	1985.10- 1990.12			R	Hatchback Engine NRC	602006	Inner Joint				25		32						
2.0 i (85 kW)	1985.04- 1992.02	MT/AT	R	R	Hatchback Engine NRA/NRI	218128	Drive Shaft						32	519					
	1985.04- 1992.02	MT/AT		R	Hatchback Engine NRA/NRI	618001	Inner Joint				25		32						
	1985.04- 1992.02	MT/AT	L	R	Hatchback Engine NRA/NRI	218129	Drive Shaft						32	478					
	1992.02- 1994.09	MT/AT	R	R	Hatchback Engine NRA/NRI	218128	Drive Shaft						32	519					
	1992.02- 1994.09	MT/AT	L	R	Hatchback Engine NRA/NRI	618001	Inner Joint				25		32						
	1992.02- 1994.09	MT/AT		R	Hatchback Engine NRA/NRI	218129	Drive Shaft						32	478					
2.0 i (88 kW)	1989.05- 1994.09	MT/AT	R	R	Hatchback Engine N9D	218128	Drive Shaft						32	519					
	1989.05- 1994.09	MT/AT		R	Hatchback Engine N9D	618001	Inner Joint				25		32						
	1989.05- 1994.09	MT/AT	L	R	Hatchback Engine N9D	218129	Drive Shaft						32	478					
2.4 i (92 kW)	1988.10- 1992.02	MT/AT	R	R	Hatchback Engine ARD	218128	Drive Shaft						32	519					
	1988.10- 1992.02	MT/AT		R	Hatchback Engine ARD	618001	Inner Joint				25		32						
	1988.10- 1992.02	MT/AT	L	R	Hatchback Engine ARD	218129	Drive Shaft						32	478					
	1988.10- 1992.02			R	Hatchback Engine ARD	602006	Inner Joint				25		32						
2.4 i (96 kW)	1986.09- 1988.09	MT/AT	R	R	Hatchback Engine ARC	218128	Drive Shaft						32	519					
	1986.09- 1988.09	MT/AT		R	Hatchback Engine ARC	618001	Inner Joint				25		32						
	1986.09- 1988.09	MT/AT	L	R	Hatchback Engine ARC	218129	Drive Shaft						32	478					
	1986.09- 1988.09			R	Hatchback Engine ARC	602006	Inner Joint				25		32						
2.4 i CAT (92 kW)	1988.10- 1994.09	MT/AT	R	R	Hatchback Engine ARD	218128	Drive Shaft						32	519					
	1988.10- 1994.09	MT/AT		R	Hatchback Engine ARD	618001	Inner Joint				25		32						
	1988.10- 1994.09	MT/AT	L	R	Hatchback Engine ARD	218129	Drive Shaft						32	478					
	1988.10- 1994.09			R	Hatchback Engine ARD	602006	Inner Joint				25		32						
2.5 D (51 kW)	1985.12- 1992.02	MT	R	R	Hatchback Engine STR	218128	Drive Shaft						32	519					
	1985.12- 1992.02	MT		R	Hatchback Engine STR	618001	Inner Joint				25		32						
	1985.12- 1992.02	MT	L	R	Hatchback Engine STR	218129	Drive Shaft						32	478					
	1985.12- 1992.02			R	Hatchback Engine STR	602006	Inner Joint				25		32						
2.5 TD (68 kW)	1988.06- 1993.07	MT	R	R	Hatchback Engine SFA/SFB	218128	Drive Shaft						32	519					
	1988.06- 1993.07	MT		R	Hatchback Engine SFA/SFB	618001	Inner Joint				25		32						
	1988.06- 1993.07	MT	L	R	Hatchback Engine SFA/SFB	218129	Drive Shaft						32	478					
	1988.06- 1993.07			R	Hatchback Engine SFA/SFB	602006	Inner Joint				25		32						
2.5 TD (85 kW)	1993.08- 1994.09	MT	R	R	Hatchback Engine SCB	218128	Drive Shaft						32	519					
	1993.08- 1994.09	MT		R	Hatchback Engine SCB	618001	Inner Joint				25		32						
	1993.08- 1994.09	MT	L	R	Hatchback Engine SCB	218129	Drive Shaft						32	478					





	 YEAR	TRANSM	L/R	F/R	REMARKS	GSP Ref.	 PRODUCT	 ABS	Technical Specifications									
									A	B	C	H	L	P				
FORD																		
GRANADA III (GAE, GGE)																		
2.5 TD (85 kW)	1993.08- 1994.09			R	Hatchback Engine SCB	602006	Inner Joint			25		32						
2.8 i (110 kW)	1985.04- 1986.11	MT/AT	R	R	Hatchback Engine PRE	218128	Drive Shaft					32	519					
	1985.04- 1986.11	MT/AT		R	Hatchback Engine PRE	618001	Inner Joint			25		32						
	1985.04- 1986.11	MT/AT	L	R	Hatchback Engine PRE	218129	Drive Shaft					32	478					
	1985.04- 1986.11			R	Hatchback Engine PRE	602006	Inner Joint			25		32						
2.8 i 4x4 (110 kW)	1985.10- 1986.11	MT/AT	R	R	All-wheel Drive Hatchback Engine PRE	218128	Drive Shaft					32	519					
	1985.10- 1986.11	MT/AT		R	All-wheel Drive Hatchback Engine PRE	618001	Inner Joint			25		32						
	1985.10- 1986.11	MT/AT	L	R	All-wheel Drive Hatchback Engine PRE	218129	Drive Shaft					32	478					
	1985.10- 1986.11				All-wheel Drive Hatchback Engine PRE	602006	Inner Joint			25		32						
2.9 i (107 kW)	1986.09- 1994.09	MT/AT	R	R	Hatchback Engine BRD/BRE/BRF	218128	Drive Shaft					32	519					
	1986.09- 1994.09	MT/AT		R	Hatchback Engine BRD/BRE/BRF	618001	Inner Joint			25		32						
	1986.09- 1994.09	MT/AT	L	R	Hatchback Engine BRD/BRE/BRF	218129	Drive Shaft					32	478					
	1986.09- 1994.09			R	Hatchback Engine BRD/BRE/BRF	602006	Inner Joint			25		32						
2.9 i (110 kW)	1986.09- 1994.09	MT/AT	R	R	Hatchback Engine BRC	218128	Drive Shaft					32	519					
	1986.09- 1994.09	MT/AT		R	Hatchback Engine BRC	618001	Inner Joint			25		32						
	1986.09- 1994.09	MT/AT	L	R	Hatchback Engine BRC	218129	Drive Shaft					32	478					
2.9 i 24V (143 kW)	1991.04- 1994.09	MT/AT	R	R	Hatchback Engine BOA	218128	Drive Shaft					32	519					
	1991.04- 1994.09	MT/AT		R	Hatchback Engine BOA	618001	Inner Joint			25		32						
	1991.04- 1994.09	MT/AT	L	R	Hatchback Engine BOA	218129	Drive Shaft					32	478					
	1991.04- 1994.09			R	Hatchback Engine BOA	602006	Inner Joint			25		32						
2.9 i 4x4 (107 kW)	1988.05- 1993.02	MT/AT	R	R	All-wheel Drive Hatchback Engine BRD/BRE/BRF	218128	Drive Shaft					32	519					
	1988.05- 1993.02	MT/AT		R	All-wheel Drive Hatchback Engine BRD/BRE/BRF	618001	Inner Joint			25		32						
	1988.05- 1993.02	MT/AT	L	R	All-wheel Drive Hatchback Engine BRD/BRE/BRF	218129	Drive Shaft					32	478					
2.9 i 4x4 (110 kW)	1986.09- 1994.09	MT/AT	R	R	All-wheel Drive Hatchback Engine BRC	218128	Drive Shaft					32	519					
	1986.09- 1994.09	MT/AT		R	All-wheel Drive Hatchback Engine BRC	618001	Inner Joint			25		32						
	1986.09- 1994.09	MT/AT	L	R	All-wheel Drive Hatchback Engine BRC	218129	Drive Shaft					32	478					
2.9 i CAT (107 kW)	1987.10- 1994.09	MT/AT	R	R	Hatchback Engine BRE	218128	Drive Shaft					32	519					
	1987.10- 1994.09	MT/AT		R	Hatchback Engine BRE	618001	Inner Joint			25		32						
	1987.10- 1994.09	MT/AT	L	R	Hatchback Engine BRE	218129	Drive Shaft					32	478					
	1987.10- 1994.09			R	Hatchback Engine BRE	602006	Inner Joint			25		32						
GRANADA III (GGE)																		
2.0 i (85 kW)	1991.09- 1994.09	MT/AT	R	R	Estate Engine N9F	218128	Drive Shaft					32	519					
	1991.09- 1994.09	MT/AT		R	Estate Engine N9F	618001	Inner Joint			25		32						
	1991.09- 1994.09	MT/AT	L	R	Estate Engine N9F	218129	Drive Shaft					32	478					
	1992.02- 1994.09	MT/AT	R	R	Saloon Engine N9F	218128	Drive Shaft					32	519					
	1992.02- 1994.09	MT/AT		R	Saloon Engine N9F	618001	Inner Joint			25		32						
2.0 i (88 kW)	1989.05- 1994.09	MT/AT	R	R	Saloon Engine N9D	218128	Drive Shaft					32	519					
	1989.05- 1994.09	MT/AT		R	Saloon Engine N9D	618001	Inner Joint			25		32						
	1989.05- 1994.09	MT/AT	L	R	Saloon Engine N9D	218129	Drive Shaft					32	478					
	1991.09- 1994.09	MT/AT	R	R	Estate Engine N9D	218128	Drive Shaft					32	519					
	1991.09- 1994.09	MT/AT		R	Estate Engine N9D	618001	Inner Joint			25		32						
	1991.09- 1994.09	MT/AT	L	R	Estate Engine N9D	218129	Drive Shaft					32	478					
2.4 i (92 kW)	1988.10- 1994.10	MT	R	R	Saloon Engine ARD	218128	Drive Shaft					32	519					
	1988.10- 1994.10	MT		R	Saloon Engine ARD	618001	Inner Joint			25		32						
	1988.10- 1994.10	MT	L	R	Saloon Engine ARD	218129	Drive Shaft					32	478					
	1991.09- 1994.09	MT	R	R	Estate Engine ARD	218128	Drive Shaft					32	519					
	1991.09- 1994.09	MT		R	Estate Engine ARD	618001	Inner Joint			25		32						
	1991.09- 1994.09	MT	L	R	Estate Engine ARD	218129	Drive Shaft					32	478					
2.5 TD (68 kW)	1988.06- 1993.07	MT	R	R	Saloon Engine SFA/SFB	218128	Drive Shaft					32	519					
	1988.06- 1993.07	MT		R	Saloon Engine SFA/SFB	618001	Inner Joint			25		32						
	1988.06- 1993.07	MT	L	R	Saloon Engine SFA/SFB	218129	Drive Shaft					32	478					
	1991.09- 1993.07	MT	R	R	Estate Engine SFA/SFB	218128	Drive Shaft					32	519					
	1991.09- 1993.07	MT		R	Estate Engine SFA/SFB	618001	Inner Joint			25		32						
	1991.09- 1993.07	MT	L	R	Estate Engine SFA/SFB	218129	Drive Shaft					32	478					
2.5 TD (85 kW)	1993.08- 1994.09	MT	R	R	Estate Engine SCB	218128	Drive Shaft					32	519					
	1993.08- 1994.09	MT		R	Saloon Engine SCB	218128	Drive Shaft					32	519					
	1993.08- 1994.09	MT		R	Estate Engine SCB	618001	Inner Joint			25		32						
	1993.08- 1994.09	MT		R	Saloon Engine SCB	618001	Inner Joint			25		32						
	1993.08- 1994.09	MT	L	R	Estate Engine SCB	218129	Drive Shaft					32	478					
	1993.08- 1994.09	MT	L	R	Saloon Engine SCB	218129	Drive Shaft					32	478					





	 YEAR	TRANSM	L/R	F/R	REMARKS	GSP Ref.	 PRODUCT	 ABS	Technical Specifications									
									A	B	C	H	L	P				
FORD GRANADA III (GGE)																		
2.9 24V (143 kW)	1993.08- 1994.09	MT/AT	R	R	Estate Engine BOA	218128	Drive Shaft						32	519				
	1993.08- 1994.09	MT/AT		R	Estate Engine BOA	618001	Inner Joint			25			32					
	1993.08- 1994.09	MT/AT	L	R	Estate Engine BOA	218129	Drive Shaft						32	478				
2.9 i (107 kW)	1986.09- 1994.12	MT/AT			Saloon Engine BRD/BRE/BRF	218128	Drive Shaft						32	519				
	1986.09- 1994.12	MT/AT		R	Saloon Engine BRD/BRE/BRF	618001	Inner Joint			25			32					
	1986.09- 1994.12	MT/AT	L	R	Saloon Engine BRD/BRE/BRF	218129	Drive Shaft						32	478				
	1991.09- 1994.09	MT/AT		R	Estate Engine BRD/BRE/BRF	218128	Drive Shaft						32	519				
	1991.09- 1994.09	MT/AT		R	Estate Engine BRD/BRE/BRF	618001	Inner Joint			25			32					
	1991.09- 1994.09	MT/AT	L	R	Estate Engine BRD/BRE/BRF	218129	Drive Shaft						32	478				
2.9 i 24V (143 kW)	1991.04- 1994.09	MT/AT		R	Saloon Engine BOA	218128	Drive Shaft						32	519				
	1991.04- 1994.09	MT/AT		R	Saloon Engine BOA	618001	Inner Joint			25			32					
	1991.04- 1994.09	MT/AT	L	R	Saloon Engine BOA	218129	Drive Shaft						32	478				
2.9 i 4x4 (107 kW)	1988.05- 1993.02	MT/AT		R	All-wheel Drive Estate Engine BRD/BRE/BRF	218128	Drive Shaft						32	519				
	1988.05- 1993.02	MT/AT		R	All-wheel Drive Estate Engine BRD/BRE/BRF	618001	Inner Joint			25			32					
	1988.05- 1993.02	MT/AT	L	R	All-wheel Drive Estate Engine BRD/BRE/BRF	218129	Drive Shaft						32	478				
	1989.12- 1994.10	MT/AT		R	All-wheel Drive Saloon Engine BRD/BRE/BRF	218128	Drive Shaft						32	519				
	1989.12- 1994.10	MT/AT		R	All-wheel Drive Saloon Engine BRD/BRE/BRF	618001	Inner Joint			25			32					
	1989.12- 1994.10	MT/AT	L	R	All-wheel Drive Saloon Engine BRD/BRE/BRF	218129	Drive Shaft						32	478				
IKON / FIESTA																		
-	2001- 2005	MT				618022	Inner Joint			23	21	40	61	88				
	2001- 2005	MT				699072	Inner Joint			23	21	40	370.5	75.5				
KA																		
-	1999-					618072	Inner Joint			23	22	40	61	86				
1.0	1997.01- 1999.12	MT				899015	Outer Joint			25	20	56.5	88	49	O			
1.0 Zetec Rocan	2000.01- 2006.12	MT				818099	Outer Joint			25	20	55	88	52	M			
1.2 (51 kW)	2008.10-			F	Hatchback Engine FP4	817043	Outer Joint			22	20	47	75.5	54.5	M			
1.3	1997.01- 1999.12	MT				899015	Outer Joint			25	20	56.5	88	49	O			
1.3 TDCi (55 kW)	2008.10-			F	Hatchback Engine FD4	817026	Outer Joint			25	22	51	84	57	M			
KA (RB_)																		
1.3 i (36 kW)	1998.06- 2008.11	MT		F	Hatchback Engine JJD/JJF/JJG/JJH/JJL	818012	Outer Joint			25	20	56.5	88.5	49	O			
	1998.06- 2008.11	MT	R	F	Hatchback Engine JJD/JJF/JJG/JJH/JJL	218140	Drive Shaft			25	23	56.5	88.5	868				
	1998.06- 2008.11	MT	L	F	Hatchback Engine JJD/JJF/JJG/JJH/JJL	218007	Drive Shaft			25	23	56.5	88.5	590				
1.3 i (37 kW)	1996.09- 2002.10	MT		F	Hatchback Engine JJB	818012	Outer Joint			25	20	56.5	88.5	49	O			
	1996.09- 2002.10	MT	R	F	Hatchback Engine JJB	218140	Drive Shaft			25	23	56.5	88.5	868				
	1996.09- 2002.10	MT	L	F	Hatchback Engine JJB	218007	Drive Shaft			25	23	56.5	88.5	590				
1.3 i (44 kW)	1996.09- 2008.11	MT		F	Hatchback Engine BAA/J4D/J4K/J4M/J4N/J4P/J4S	818012	Outer Joint			25	20	56.5	88.5	49	O			
	1996.09- 2008.11	MT	R	F	Hatchback Engine BAA/J4D/J4K/J4M/J4N/J4P/J4S	218140	Drive Shaft			25	23	56.5	88.5	868				
	1996.09- 2008.11	MT	L	F	Hatchback Engine BAA/J4D/J4K/J4M/J4N/J4P/J4S	218007	Drive Shaft			25	23	56.5	88.5	590				
LASER																		
1.6 SOHC KF KH	1990.01- 1994.09					618009	Inner Joint			24	23	35	64	98.5				
	1990.01- 1994.09	MT/AT	L			218056	Drive Shaft			26	24	56	93	625				
	1990.01- 1994.09	MT/AT	R			218057	Drive Shaft			26	24	56	93	905				
1.8	1994- 1999	AT			DOHC KJ KL	634010	Inner Joint			24	30	35	64	99				
	1994- 1999	MT	L		DOHC KL KJ	227049	Drive Shaft			26	28	56	92	615.5				
1.8 DOHC	1994- 1999					608014	Inner Joint			28	30	43	47	72				
	1994- 1999		R			259001	Drive Shaft	44T		26	28	56	93	625				
	1994- 1999	AT	L			234011	Drive Shaft			26	24	56	93	627				
	1994- 1999	AT	L	F		234080	Drive Shaft	44T		26	24	56	93	627				
LASER (METEOR)																		
-	1985.01- 1990.03	MT/AT	L		KC (GC) KE TX 3 2WD	234076	Drive Shaft			24	26	52	86	595				
	1985.01- 1990.03	MT/AT	R		KC (GC) KE TX 3 2WD	234077	Drive Shaft			24	26	52	86	541				
LYNX																		
-		AT				608014	Inner Joint			28	30	43	47	72				
		AT				634010	Inner Joint			24	30	35	64	99				
		MT	L			227049	Drive Shaft			26	28	56	92	615.5				
		AT	R			259001	Drive Shaft	44T		26	28	56	93	625				
		AT	L			234011	Drive Shaft			26	24	56	93	627				
		AT	L			234080	Drive Shaft	44T		26	24	56	93	627				
MAVERICK																		
2.0 16V (91 kW)	2001.02-	MT/AT		F	All-wheel Drive Closed Off-Road Vehicle Engine YF	834090	Outer Joint	44T		28	24	56	89.1	59.5	M			
2.3 16V (110 kW)	2004.03-	MT/AT		F	All-wheel Drive Closed Off-Road Vehicle Engine GZ	834090	Outer Joint	44T		28	24	56	89.1	59.5	M			
3.0 V6 24V (145 kW)	2001.02-	MT/AT		F	All-wheel Drive Closed Off-Road Vehicle Engine AJ	834090	Outer Joint	44T		28	24	56	89.1	59.5	M			





	 YEAR	TRANSM	L/R	F/R	REMARKS	GSP Ref.	 PRODUCT	 ABS	Technical Specifications							
									A	B	C	H	L	P		
FORD MAVERICK																
3.0 V6 24V (149 kW)	2004.03-	MT/AT		F	All-wheel Drive Closed Off-Road Vehicle Engine AJ	834090	Outer Joint	44T	28	24	56	89.1	59.5	M		
MONDEO																
-	1995- 1998	AT				818051	Outer Joint		27	30	54.3	91	56	I		
2.0						218178	Drive Shaft		27	35	56.5	92	573			
			L			218186	Drive Shaft		27	26	56.1	91.5	626			
MONDEO (BNP)																
1.6 i 16V (65 kW)	1994.07- 1996.08	MT	R	F	Estate Engine L1J	218005	Drive Shaft		27	35	57	91	566			
	1994.07- 1996.08	MT	L	F	Estate Engine L1J	218016	Drive Shaft		27	26	57	91	618.5			
	1994.07- 1996.08	MT	R	F	Estate Engine L1J	218006	Drive Shaft	44T	27	35	57	91	566			
	1994.07- 1996.08			F	Estate Engine L1J	818052	Outer Joint		27	30	57	91	56	I		
	1994.07- 1996.08	MT	L	F	Estate Engine L1J	218002	Drive Shaft	44T	27	26	54.3	91	615			
	1994.07- 1996.08	MT		F	Estate Engine L1J	818024	Outer Joint	44T	27	30	57	91	56	M		
1.6 i 16V (66 kW)	1993.04- 1996.08	MT	R	F	Estate Engine L1F	218005	Drive Shaft		27	35	57	91	566			
	1993.04- 1996.08	MT	L	F	Estate Engine L1F	218016	Drive Shaft		27	26	57	91	618.5			
	1993.04- 1996.08	MT	R	F	Estate Engine L1F	218006	Drive Shaft	44T	27	35	57	91	566			
	1993.04- 1996.08			F	Estate Engine L1F	818052	Outer Joint		27	30	57	91	56	I		
	1993.04- 1996.08	MT	L	F	Estate Engine L1F	218002	Drive Shaft	44T	27	26	54.3	91	615			
	1993.04- 1996.08	MT		F	Estate Engine L1F	818024	Outer Joint	44T	27	30	57	91	56	M		
1.8 i 16V (82 kW)	1994.07- 1996.08	MT&AT	R	F	Estate Engine RKB	218005	Drive Shaft		27	35	57	91	566			
	1994.07- 1996.08	MT	L	F	Estate Engine RKB	218016	Drive Shaft		27	26	57	91	618.5			
	1994.07- 1996.08	MT&AT	R	F	Estate Engine RKB	218006	Drive Shaft	44T	27	35	57	91	566			
	1994.07- 1996.08			F	Estate Engine RKB	818052	Outer Joint		27	30	57	91	56	I		
	1994.07- 1996.08	MT	L	F	Estate Engine RKB	218002	Drive Shaft	44T	27	26	54.3	91	615			
	1994.07- 1996.08	AT	R	F	Estate Engine RKB	218003	Drive Shaft		27	35	54.3	91	566			
	1994.07- 1996.08	MT&AT		F	Estate Engine RKB	818024	Outer Joint	44T	27	30	57	91	56	M		
	1994.07- 1996.08	AT	R	F	Estate Engine RKB	218004	Drive Shaft	44T	27	35	54.3	91	566			
1.8 i 16V (85 kW)	1993.04- 1996.08	MT&AT	R	F	Estate Engine RKA	218005	Drive Shaft		27	35	57	91	566			
	1993.04- 1996.08	MT	L	F	Estate Engine RKA	218016	Drive Shaft		27	26	57	91	618.5			
	1993.04- 1996.08	MT&AT	R	F	Estate Engine RKA	218006	Drive Shaft	44T	27	35	57	91	566			
	1993.04- 1996.08			F	Estate Engine RKA	818052	Outer Joint		27	30	57	91	56	I		
	1993.04- 1996.08	MT	L	F	Estate Engine RKA	218002	Drive Shaft	44T	27	26	54.3	91	615			
	1993.04- 1996.08	AT	R	F	Estate Engine RKA	218003	Drive Shaft		27	35	54.3	91	566			
	1993.04- 1996.08	MT&AT		F	Estate Engine RKA	818024	Outer Joint	44T	27	30	57	91	56	M		
	1993.04- 1996.08	AT	R	F	Estate Engine RKA	218004	Drive Shaft	44T	27	35	54.3	91	566			
1.8 i 16V 4x4 (85 kW)	1993.04- 1996.08	MT&AT	R	F	All-wheel Drive Estate Engine RKA	218005	Drive Shaft		27	35	57	91	566			
	1993.04- 1996.08	MT	L	F	All-wheel Drive Estate Engine RKA	218016	Drive Shaft		27	26	57	91	618.5			
	1993.04- 1996.08	MT&AT	R	F	All-wheel Drive Estate Engine RKA	218006	Drive Shaft	44T	27	35	57	91	566			
	1993.04- 1996.08				All-wheel Drive Estate Engine RKA	818052	Outer Joint		27	30	57	91	56	I		
	1993.04- 1996.08	MT	L	F	All-wheel Drive Estate Engine RKA	218002	Drive Shaft	44T	27	26	54.3	91	615			
	1993.04- 1996.08	AT	R	F	All-wheel Drive Estate Engine RKA	218003	Drive Shaft		27	35	54.3	91	566			
	1993.04- 1996.08	MT&AT		F	All-wheel Drive Estate Engine RKA	818024	Outer Joint	44T	27	30	57	91	56	M		
	1993.04- 1996.08	AT	R	F	All-wheel Drive Estate Engine RKA	218004	Drive Shaft	44T	27	35	54.3	91	566			
1.8 TD (65 kW)	1993.06- 1996.08	MT	L	F	Estate Engine RFM/RFN	218001	Drive Shaft		27	26	54.3	91	615			
	1993.06- 1996.08	MT	R	F	Estate Engine RFM/RFN	218003	Drive Shaft		27	35	54.3	91	566			
	1993.06- 1996.08	MT	L	F	Estate Engine RFM/RFN	218002	Drive Shaft	44T	27	26	54.3	91	615			
	1993.06- 1996.08	MT	R	F	Estate Engine RFM/RFN	218004	Drive Shaft	44T	27	35	54.3	91	566			
1.8 TD (66 kW)	1995.11- 1996.08	MT	R	F	Estate Engine RFM/RFN	218004	Drive Shaft	44T	27	35	54.3	91	566			
	1995.11- 1996.08	MT	L	F	Estate Engine RFM/RFN	218001	Drive Shaft		27	26	54.3	91	615			
	1995.11- 1996.08	MT	R	F	Estate Engine RFM/RFN	218003	Drive Shaft		27	35	54.3	91	566			
	1995.11- 1996.08	MT	L	F	Estate Engine RFM/RFN	218002	Drive Shaft	44T	27	26	54.3	91	615			
2.0 i 16V (100 kW)	1993.04- 1996.08	AT	R	F	Estate Engine NGA	218004	Drive Shaft	44T	27	35	54.3	91	566			
	1993.04- 1996.08	MT&AT	R	F	Estate Engine NGA	218005	Drive Shaft		27	35	57	91	566			
	1993.04- 1996.08	MT	L	F	Estate Engine NGA	218016	Drive Shaft		27	26	57	91	618.5			
	1993.04- 1996.08	MT&AT	R	F	Estate Engine NGA	218006	Drive Shaft	44T	27	35	57	91	566			
	1993.04- 1996.08			F	Estate Engine NGA	818052	Outer Joint		27	30	57	91	56	I		
	1993.04- 1996.08	MT	L	F	Estate Engine NGA	218002	Drive Shaft	44T	27	26	54.3	91	615			
	1993.04- 1996.08	AT	R	F	Estate Engine NGA	218003	Drive Shaft		27	35	54.3	91	566			
	1993.04- 1996.08	MT&AT		F	Estate Engine NGA	818024	Outer Joint	44T	27	30	57	91	56	M		
2.0 i 16V 4x4 (100 kW)	1993.04- 1996.08	AT	R	F	All-wheel Drive Estate Engine NGA	218004	Drive Shaft	44T	27	35	54.3	91	566			
	1993.04- 1996.08	MT&AT	R	F	All-wheel Drive Estate Engine NGA	218005	Drive Shaft		27	35	57	91	566			
	1993.04- 1996.08	MT	L	F	All-wheel Drive Estate Engine NGA	218016	Drive Shaft		27	26	57	91	618.5			
	1993.04- 1996.08	MT&AT	R	F	All-wheel Drive Estate Engine NGA	218006	Drive Shaft	44T	27	35	57	91	566			





	 YEAR	TRANSM	L/R	F/R	REMARKS	GSP Ref.	 PRODUCT	 ABS	Technical Specifications									
									A	B	C	H	L	P				
FORD MONDEO (BNP)																		
2.0 i 16V 4x4 (100 kW)	1993.04- 1996.08				All-wheel Drive Estate Engine NGA	818052	Outer Joint		27	30	57	91	56	I				
	1993.04- 1996.08	MT	L	F	All-wheel Drive Estate Engine NGA	218002	Drive Shaft	44T	27	26	54.3	91	615					
	1993.04- 1996.08	AT	R	F	All-wheel Drive Estate Engine NGA	218003	Drive Shaft		27	35	54.3	91	566					
	1993.04- 1996.08	MT&AT			All-wheel Drive Estate Engine NGA	818024	Outer Joint	44T	27	30	57	91	56	M				
2.0 i 16V 4x4 (97 kW)	1994.12- 1996.08	MT	R	F	All-wheel Drive Estate Engine NGA	218006	Drive Shaft	44T	27	35	57	91	566					
	1994.12- 1996.08				All-wheel Drive Estate Engine NGA	818052	Outer Joint		27	30	57	91	56	I				
	1994.12- 1996.08	MT	L	F	All-wheel Drive Estate Engine NGA	218002	Drive Shaft	44T	27	26	54.3	91	615					
	1994.12- 1996.08	MT		F	All-wheel Drive Estate Engine NGA	818024	Outer Joint	44T	27	30	57	91	56	M				
2.5 i 24V (125 kW)	1994.07- 1996.08	MT/AT	R	F	Estate Engine SEA	218004	Drive Shaft	44T	27	35	54.3	91	566					
	1994.07- 1996.08	MT/AT		F	Estate Engine SEA	818011	Outer Joint	44T	27	25	57	91	61	I				
	1994.07- 1996.08	MT/AT		F	Estate Engine SEA	818010	Outer Joint		27	25	57	91	61	I				
	1994.07- 1996.08	MT	L	F	Estate Engine SEA	218001	Drive Shaft		27	26	54.3	91	615					
	1994.07- 1996.08	MT/AT	R	F	Estate Engine SEA	218003	Drive Shaft		27	35	54.3	91	566					
	1994.07- 1996.08	MT	L	F	Estate Engine SEA	218002	Drive Shaft	44T	27	26	54.3	91	615					
MONDEO (GBP)																		
1.6 i 16V (65 kW)	1994.07- 1996.08	MT	R	F	Hatchback Engine L1J	218005	Drive Shaft		27	35	57	91	566					
	1994.07- 1996.08	MT	R	F	Saloon Engine L1J	218005	Drive Shaft		27	35	57	91	566					
	1994.07- 1996.08	MT	L	F	Hatchback Engine L1J	218016	Drive Shaft		27	26	57	91	618.5					
	1994.07- 1996.08	MT	L	F	Saloon Engine L1J	218016	Drive Shaft		27	26	57	91	618.5					
	1994.07- 1996.08	MT	R	F	Hatchback Engine L1J	218006	Drive Shaft	44T	27	35	57	91	566					
	1994.07- 1996.08	MT	R	F	Saloon Engine L1J	218006	Drive Shaft	44T	27	35	57	91	566					
	1994.07- 1996.08	MT		F	Hatchback Engine L1J	818023	Outer Joint	44T	27	30	57	91	56	I				
	1994.07- 1996.08	MT		F	Saloon Engine L1J	818023	Outer Joint	44T	27	30	57	91	56	I				
	1994.07- 1996.08			F	Hatchback Engine L1J	818052	Outer Joint		27	30	57	91	56	I				
	1994.07- 1996.08			F	Saloon Engine L1J	818052	Outer Joint		27	30	57	91	56	I				
	1994.07- 1996.08	MT	L	F	Hatchback Engine L1J	218002	Drive Shaft	44T	27	26	54.3	91	615					
	1994.07- 1996.08	MT	L	F	Saloon Engine L1J	218002	Drive Shaft	44T	27	26	54.3	91	615					
	1994.07- 1996.08	MT		F	Hatchback Engine L1J	818024	Outer Joint	44T	27	30	57	91	56	M				
	1994.07- 1996.08	MT		F	Saloon Engine L1J	818024	Outer Joint	44T	27	30	57	91	56	M				
1.6 i 16V (66 kW)	1993.02- 1996.08	MT	R	F	Hatchback Engine L1F	218005	Drive Shaft		27	35	57	91	566					
	1993.02- 1996.08	MT	R	F	Saloon Engine L1F	218005	Drive Shaft		27	35	57	91	566					
	1993.02- 1996.08	MT	L	F	Hatchback Engine L1F	218016	Drive Shaft		27	26	57	91	618.5					
	1993.02- 1996.08	MT	L	F	Saloon Engine L1F	218016	Drive Shaft		27	26	57	91	618.5					
	1993.02- 1996.08	MT	R	F	Hatchback Engine L1F	218006	Drive Shaft	44T	27	35	57	91	566					
	1993.02- 1996.08	MT	R	F	Saloon Engine L1F	218006	Drive Shaft	44T	27	35	57	91	566					
	1993.02- 1996.08	MT		F	Hatchback Engine L1F	818023	Outer Joint	44T	27	30	57	91	56	I				
	1993.02- 1996.08	MT		F	Saloon Engine L1F	818023	Outer Joint	44T	27	30	57	91	56	I				
	1993.02- 1996.08			F	Hatchback Engine L1F	818052	Outer Joint		27	30	57	91	56	I				
	1993.02- 1996.08			F	Saloon Engine L1F	818052	Outer Joint		27	30	57	91	56	I				
	1993.02- 1996.08	MT	L	F	Hatchback Engine L1F	218002	Drive Shaft	44T	27	26	54.3	91	615					
	1993.02- 1996.08	MT	L	F	Saloon Engine L1F	218002	Drive Shaft	44T	27	26	54.3	91	615					
	1993.02- 1996.08	MT		F	Hatchback Engine L1F	818024	Outer Joint	44T	27	30	57	91	56	M				
	1993.02- 1996.08	MT		F	Saloon Engine L1F	818024	Outer Joint	44T	27	30	57	91	56	M				
1.8 i 16V (82 kW)	1994.01- 1996.08	AT	R	F	Saloon Engine RKB	218004	Drive Shaft	44T	27	35	54.3	91	566					
	1994.01- 1996.08	MT&AT	R	F	Saloon Engine RKB	218005	Drive Shaft		27	35	57	91	566					
	1994.01- 1996.08	MT	L	F	Saloon Engine RKB	218016	Drive Shaft		27	26	57	91	618.5					
	1994.01- 1996.08	AT		F	Saloon Engine RKB	818011	Outer Joint	44T	27	25	57	91	61	I				
	1994.01- 1996.08	MT&AT	R	F	Saloon Engine RKB	218006	Drive Shaft	44T	27	35	57	91	566					
	1994.01- 1996.08	MT&AT		F	Saloon Engine RKB	818023	Outer Joint	44T	27	30	57	91	56	I				
	1994.01- 1996.08			F	Saloon Engine RKB	818052	Outer Joint		27	30	57	91	56	I				
	1994.01- 1996.08	AT		F	Saloon Engine RKB	818010	Outer Joint		27	25	57	91	61	I				
	1994.01- 1996.08	MT	L	F	Saloon Engine RKB	218002	Drive Shaft	44T	27	26	54.3	91	615					
	1994.01- 1996.08	AT	R	F	Saloon Engine RKB	218003	Drive Shaft		27	35	54.3	91	566					
	1994.01- 1996.08	MT&AT		F	Saloon Engine RKB	818024	Outer Joint	44T	27	30	57	91	56	M				
	1994.07- 1996.08	AT	R	F	Hatchback Engine RKB	218004	Drive Shaft	44T	27	35	54.3	91	566					
	1994.07- 1996.08	MT&AT	R	F	Hatchback Engine RKB	218005	Drive Shaft		27	35	57	91	566					
	1994.07- 1996.08	MT	L	F	Hatchback Engine RKB	218016	Drive Shaft		27	26	57	91	618.5					
	1994.07- 1996.08	AT		F	Hatchback Engine RKB	818011	Outer Joint	44T	27	25	57	91	61	I				
	1994.07- 1996.08	MT&AT	R	F	Hatchback Engine RKB	218006	Drive Shaft	44T	27	35	57	91	566					
	1994.07- 1996.08	MT		F	Hatchback Engine RKB	818023	Outer Joint	44T	27	30	57	91	56	I				
	1994.07- 1996.08			F	Hatchback Engine RKB	818052	Outer Joint		27	30	57	91	56	I				
	1994.07- 1996.08	AT		F	Hatchback Engine RKB	818010	Outer Joint		27	25	57	91	61	I				





	 YEAR	TRANSM	L/R	F/R	REMARKS	GSP Ref.	 PRODUCT	 ABS	Technical Specifications										
									A	B	C	H	L	P					
FORD MONDEO (GBP)																			
1.8 i 16V (82 kW)	1994.07- 1996.08	MT	L	F	Hatchback Engine RKB	218002	Drive Shaft	44T	27	26	54.3	91	615						
	1994.07- 1996.08	AT	R	F	Hatchback Engine RKB	218003	Drive Shaft		27	35	54.3	91	566						
	1994.07- 1996.08	MT&AT		F	Hatchback Engine RKB	818024	Outer Joint	44T	27	30	57	91	56					M	
1.8 i 16V (85 kW)	1993.02- 1996.08	AT	R	F	Hatchback Engine RKA	218004	Drive Shaft	44T	27	35	54.3	91	566						
	1993.02- 1996.08	AT	R	F	Saloon Engine RKA	218004	Drive Shaft	44T	27	35	54.3	91	566						
	1993.02- 1996.08	MT&AT	R	F	Hatchback Engine RKA	218005	Drive Shaft		27	35	57	91	566						
	1993.02- 1996.08	MT&AT	R	F	Saloon Engine RKA	218005	Drive Shaft		27	35	57	91	566						
	1993.02- 1996.08	MT	L	F	Hatchback Engine RKA	218016	Drive Shaft		27	26	57	91	618.5						
	1993.02- 1996.08	MT	L	F	Saloon Engine RKA	218016	Drive Shaft		27	26	57	91	618.5						
	1993.02- 1996.08	AT		F	Hatchback Engine RKA	818011	Outer Joint	44T	27	25	57	91	61					I	
	1993.02- 1996.08	AT		F	Saloon Engine RKA	818011	Outer Joint	44T	27	25	57	91	61					I	
	1993.02- 1996.08	MT&AT	R	F	Hatchback Engine RKA	218006	Drive Shaft	44T	27	35	57	91	566						
	1993.02- 1996.08	MT&AT	R	F	Saloon Engine RKA	218006	Drive Shaft	44T	27	35	57	91	566						
	1993.02- 1996.08	MT		F	Saloon Engine RKA	818023	Outer Joint	44T	27	30	57	91	56						I
	1993.02- 1996.08			F	Hatchback Engine RKA	818023	Outer Joint	44T	27	30	57	91	56						I
	1993.02- 1996.08			F	Hatchback Engine RKA	818052	Outer Joint		27	30	57	91	56						I
	1993.02- 1996.08			F	Saloon Engine RKA	818052	Outer Joint		27	30	57	91	56						I
	1993.02- 1996.08	AT		F	Hatchback Engine RKA	818010	Outer Joint		27	25	57	91	61						I
	1993.02- 1996.08	AT		F	Saloon Engine RKA	818010	Outer Joint		27	25	57	91	61						I
	1993.02- 1996.08	MT	L	F	Hatchback Engine RKA	218002	Drive Shaft	44T	27	26	54.3	91	615						
	1993.02- 1996.08	MT	L	F	Saloon Engine RKA	218002	Drive Shaft	44T	27	26	54.3	91	615						
	1993.02- 1996.08	AT	R	F	Hatchback Engine RKA	218003	Drive Shaft		27	35	54.3	91	566						
	1993.02- 1996.08	AT	R	F	Saloon Engine RKA	218003	Drive Shaft		27	35	54.3	91	566						
1993.02- 1996.08	MT&AT		F	Hatchback Engine RKA	818024	Outer Joint	44T	27	30	57	91	56						M	
1993.02- 1996.08	MT&AT		F	Saloon Engine RKA	818024	Outer Joint	44T	27	30	57	91	56						M	
1.8 i 16V 4x4 (85 kW)	1993.02- 1996.08	AT	R	F	All-wheel Drive Hatchback Engine RKA	218004	Drive Shaft	44T	27	35	54.3	91	566						
	1993.02- 1996.08	MT&AT	R	F	All-wheel Drive Hatchback Engine RKA	218005	Drive Shaft		27	35	57	91	566						
	1993.02- 1996.08	MT	L	F	All-wheel Drive Hatchback Engine RKA	218016	Drive Shaft		27	26	57	91	618.5						
	1993.02- 1996.08	AT			All-wheel Drive Hatchback Engine RKA	818011	Outer Joint	44T	27	25	57	91	61					I	
	1993.02- 1996.08	MT&AT	R	F	All-wheel Drive Hatchback Engine RKA	218006	Drive Shaft	44T	27	35	57	91	566						
	1993.02- 1996.08	MT/AT			All-wheel Drive Hatchback Engine RKA	818023	Outer Joint	44T	27	30	57	91	56					I	
	1993.02- 1996.08				All-wheel Drive Hatchback Engine RKA	818052	Outer Joint		27	30	57	91	56					I	
	1993.02- 1996.08	AT			All-wheel Drive Hatchback Engine RKA	818010	Outer Joint		27	25	57	91	61					I	
	1993.02- 1996.08	MT	L	F	All-wheel Drive Hatchback Engine RKA	218002	Drive Shaft	44T	27	26	54.3	91	615						
	1993.02- 1996.08	AT	R	F	All-wheel Drive Hatchback Engine RKA	218003	Drive Shaft		27	35	54.3	91	566						
1993.02- 1996.08	MT&AT		F	All-wheel Drive Hatchback Engine RKA	818024	Outer Joint	44T	27	30	57	91	56						M	
1.8 TD (65 kW)	1993.06- 1996.08	MT	R	F	Hatchback Engine RFM/RFN	218004	Drive Shaft	44T	27	35	54.3	91	566						
	1993.06- 1996.08	MT	R	F	Saloon Engine RFM/RFN	218004	Drive Shaft	44T	27	35	54.3	91	566						
	1993.06- 1996.08	MT		F	Hatchback Engine RFM/RFN	818011	Outer Joint	44T	27	25	57	91	61					I	
	1993.06- 1996.08	MT		F	Saloon Engine RFM/RFN	818011	Outer Joint	44T	27	25	57	91	61					I	
	1993.06- 1996.08	MT		F	Hatchback Engine RFM/RFN	818010	Outer Joint		27	25	57	91	61					I	
	1993.06- 1996.08	MT		F	Saloon Engine RFM/RFN	818010	Outer Joint		27	25	57	91	61					I	
	1993.06- 1996.08	MT	L	F	Hatchback Engine RFM/RFN	218001	Drive Shaft		27	26	54.3	91	615						
	1993.06- 1996.08	MT	L	F	Saloon Engine RFM/RFN	218001	Drive Shaft		27	26	54.3	91	615						
	1993.06- 1996.08	MT	R	F	Hatchback Engine RFM/RFN	218003	Drive Shaft		27	35	54.3	91	566						
	1993.06- 1996.08	MT	R	F	Saloon Engine RFM/RFN	218003	Drive Shaft		27	35	54.3	91	566						
	1993.06- 1996.08	MT	L	F	Hatchback Engine RFM/RFN	218002	Drive Shaft	44T	27	26	54.3	91	615						
	1993.06- 1996.08	MT	L	F	Saloon Engine RFM/RFN	218002	Drive Shaft	44T	27	26	54.3	91	615						
1.8 TD (66 kW)	1995.10- 1996.08	MT	R	F	Hatchback Engine RFM/RFN	218004	Drive Shaft	44T	27	35	54.3	91	566						
	1995.10- 1996.08	MT	R	F	Saloon Engine RFM/RFN	218004	Drive Shaft	44T	27	35	54.3	91	566						
	1995.10- 1996.08	MT		F	Hatchback Engine RFM/RFN	818011	Outer Joint	44T	27	25	57	91	61					I	
	1995.10- 1996.08	MT		F	Saloon Engine RFM/RFN	818011	Outer Joint	44T	27	25	57	91	61					I	
	1995.10- 1996.08	MT		F	Hatchback Engine RFM/RFN	818010	Outer Joint		27	25	57	91	61					I	
	1995.10- 1996.08	MT		F	Saloon Engine RFM/RFN	818010	Outer Joint		27	25	57	91	61					I	
	1995.10- 1996.08	MT	L	F	Hatchback Engine RFM/RFN	218001	Drive Shaft		27	26	54.3	91	615						
	1995.10- 1996.08	MT	L	F	Saloon Engine RFM/RFN	218001	Drive Shaft		27	26	54.3	91	615						
	1995.10- 1996.08	MT	R	F	Hatchback Engine RFM/RFN	218003	Drive Shaft		27	35	54.3	91	566						
	1995.10- 1996.08	MT	R	F	Saloon Engine RFM/RFN	218003	Drive Shaft		27	35	54.3	91	566						
1995.10- 1996.08	MT	L	F	Hatchback Engine RFM/RFN	218002	Drive Shaft	44T	27	26	54.3	91	615							
1995.10- 1996.08	MT	L	F	Saloon Engine RFM/RFN	218002	Drive Shaft	44T	27	26	54.3	91	615							





	 YEAR	TRANSM	L/R	F/R	REMARKS	GSP Ref.	 PRODUCT	 ABS	Technical Specifications								
									A	B	C	H	L	P			
FORD MONDEO (GBP)																	
2.0 i 16V (100 kW)	1993.02- 1996.08	AT	R	F	Hatchback Engine NGA	218004	Drive Shaft	44T	27	35	54.3	91	566				
	1993.02- 1996.08	AT	R	F	Saloon Engine NGA	218004	Drive Shaft	44T	27	35	54.3	91	566				
	1993.02- 1996.08	MT&AT	R	F	Hatchback Engine NGA	218005	Drive Shaft		27	35	57	91	566				
	1993.02- 1996.08	MT&AT	R	F	Saloon Engine NGA	218005	Drive Shaft		27	35	57	91	566				
	1993.02- 1996.08	MT	L	F	Hatchback Engine NGA	218016	Drive Shaft		27	26	57	91	618.5				
	1993.02- 1996.08	MT	L	F	Saloon Engine NGA	218016	Drive Shaft		27	26	57	91	618.5				
	1993.02- 1996.08	AT		F	Hatchback Engine NGA	818011	Outer Joint	44T	27	25	57	91	61	I			
	1993.02- 1996.08	AT		F	Saloon Engine NGA	818011	Outer Joint	44T	27	25	57	91	61	I			
	1993.02- 1996.08	MT&AT	R	F	Hatchback Engine NGA	218006	Drive Shaft	44T	27	35	57	91	566				
	1993.02- 1996.08	MT&AT	R	F	Saloon Engine NGA	218006	Drive Shaft	44T	27	35	57	91	566				
	1993.02- 1996.08	MT		F	Hatchback Engine NGA	818023	Outer Joint	44T	27	30	57	91	56	I			
	1993.02- 1996.08	MT&AT		F	Saloon Engine NGA	818023	Outer Joint	44T	27	30	57	91	56	I			
	1993.02- 1996.08			F	Hatchback Engine NGA	818052	Outer Joint		27	30	57	91	56	I			
	1993.02- 1996.08			F	Saloon Engine NGA	818052	Outer Joint		27	30	57	91	56	I			
	1993.02- 1996.08	AT		F	Hatchback Engine NGA	818010	Outer Joint		27	25	57	91	61	I			
	1993.02- 1996.08	AT		F	Saloon Engine NGA	818010	Outer Joint		27	25	57	91	61	I			
	1993.02- 1996.08	MT	L	F	Hatchback Engine NGA	218002	Drive Shaft	44T	27	26	54.3	91	615				
	1993.02- 1996.08	MT	L	F	Saloon Engine NGA	218002	Drive Shaft	44T	27	26	54.3	91	615				
	1993.02- 1996.08	AT	R	F	Hatchback Engine NGA	218003	Drive Shaft		27	35	54.3	91	566				
	1993.02- 1996.08	AT	R	F	Saloon Engine NGA	218003	Drive Shaft		27	35	54.3	91	566				
1993.02- 1996.08	MT&AT		F	Hatchback Engine NGA	818024	Outer Joint	44T	27	30	57	91	56	M				
1993.02- 1996.08	MT&AT		F	Saloon Engine NGA	818024	Outer Joint	44T	27	30	57	91	56	M				
2.0 i 16V 4x4 (97 kW)	1994.12- 1996.08	AT		F	All-wheel Drive Saloon Engine NGA	818011	Outer Joint	44T	27	25	57	91	61	I			
	1994.12- 1996.08	MT		F	All-wheel Drive Hatchback Engine NGA	818011	Outer Joint	44T	27	25	57	91	61	I			
	1994.12- 1996.08	MT	R	F	All-wheel Drive Hatchback Engine NGA	218006	Drive Shaft	44T	27	35	57	91	566				
	1994.12- 1996.08	MT	R	F	All-wheel Drive Saloon Engine NGA	218006	Drive Shaft	44T	27	35	57	91	566				
	1994.12- 1996.08	MT			All-wheel Drive Hatchback Engine NGA	818023	Outer Joint	44T	27	30	57	91	56	I			
	1994.12- 1996.08	MT/AT		F	All-wheel Drive Saloon Engine NGA	818023	Outer Joint	44T	27	30	57	91	56	I			
	1994.12- 1996.08				All-wheel Drive Hatchback Engine NGA	818052	Outer Joint		27	30	57	91	56	I			
	1994.12- 1996.08				All-wheel Drive Saloon Engine NGA	818052	Outer Joint		27	30	57	91	56	I			
	1994.12- 1996.08	AT		F	All-wheel Drive Hatchback Engine NGA	818010	Outer Joint		27	25	57	91	61	I			
	1994.12- 1996.08	AT		F	All-wheel Drive Saloon Engine NGA	818010	Outer Joint		27	25	57	91	61	I			
	1994.12- 1996.08	MT	L	F	All-wheel Drive Hatchback Engine NGA	218002	Drive Shaft	44T	27	26	54.3	91	615				
	1994.12- 1996.08	MT	L	F	All-wheel Drive Saloon Engine NGA	218002	Drive Shaft	44T	27	26	54.3	91	615				
	1994.12- 1996.08	MT		F	All-wheel Drive Hatchback Engine NGA	818024	Outer Joint	44T	27	30	57	91	56	M			
	1994.12- 1996.08	MT		F	All-wheel Drive Saloon Engine NGA	818024	Outer Joint	44T	27	30	57	91	56	M			
2.5 i 24V (125 kW)	1994.07- 1996.08	MT/AT	R	F	Hatchback Engine SEA	218004	Drive Shaft	44T	27	35	54.3	91	566				
	1994.07- 1996.08	MT/AT	R	F	Saloon Engine SEA	218004	Drive Shaft	44T	27	35	54.3	91	566				
	1994.07- 1996.08	MT/AT		F	Hatchback Engine SEA	818011	Outer Joint	44T	27	25	57	91	61	I			
	1994.07- 1996.08	MT/AT		F	Saloon Engine SEA	818011	Outer Joint	44T	27	25	57	91	61	I			
	1994.07- 1996.08	MT/AT		F	Hatchback Engine SEA	818010	Outer Joint		27	25	57	91	61	I			
	1994.07- 1996.08	MT/AT		F	Saloon Engine SEA	818010	Outer Joint		27	25	57	91	61	I			
	1994.07- 1996.08	MT	L	F	Hatchback Engine SEA	218001	Drive Shaft		27	26	54.3	91	615				
	1994.07- 1996.08	MT	L	F	Saloon Engine SEA	218001	Drive Shaft		27	26	54.3	91	615				
	1994.07- 1996.08	MT/AT	R	F	Hatchback Engine SEA	218003	Drive Shaft		27	35	54.3	91	566				
	1994.07- 1996.08	MT/AT	R	F	Saloon Engine SEA	218003	Drive Shaft		27	35	54.3	91	566				
	1994.07- 1996.08	MT	L	F	Hatchback Engine SEA	218002	Drive Shaft	44T	27	26	54.3	91	615				
	1994.07- 1996.08	MT	L	F	Saloon Engine SEA	218002	Drive Shaft	44T	27	26	54.3	91	615				
MONDEO II (BAP)																	
1.6 i (66 kW)	1996.09- 2000.11	MT	R	F	Hatchback Engine L1J	218005	Drive Shaft		27	35	57	91	566				
	1996.09- 2000.11	MT	L	F	Hatchback Engine L1J	218016	Drive Shaft		27	26	57	91	618.5				
	1996.09- 2000.11	MT	R	F	Hatchback Engine L1J	218006	Drive Shaft	44T	27	35	57	91	566				
	1996.09- 2000.11			F	Hatchback Engine L1J	818023	Outer Joint	44T	27	30	57	91	56	I			
	1996.09- 2000.11			F	Hatchback Engine L1J	818052	Outer Joint		27	30	57	91	56	I			
	1996.09- 2000.11	MT	L	F	Hatchback Engine L1J	218002	Drive Shaft	44T	27	26	54.3	91	615				
	1996.09- 2000.11	MT		F	Hatchback Engine L1J	818024	Outer Joint	44T	27	30	57	91	56	M			
1.6 i 16V (70 kW)	1998.05- 2000.11	MT	R	F	Hatchback Engine L1L/L1N/L1Q	218005	Drive Shaft		27	35	57	91	566				
	1998.05- 2000.11	MT	L	F	Hatchback Engine L1L/L1N/L1Q	218016	Drive Shaft		27	26	57	91	618.5				
	1998.05- 2000.11	MT	R	F	Hatchback Engine L1L/L1N/L1Q	218006	Drive Shaft	44T	27	35	57	91	566				
	1998.05- 2000.11			F	Hatchback Engine L1L/L1N/L1Q	818023	Outer Joint	44T	27	30	57	91	56	I			
	1998.05- 2000.11			F	Hatchback Engine L1L/L1N/L1Q	818052	Outer Joint		27	30	57	91	56	I			
	1998.05- 2000.11	MT	L	F	Hatchback Engine L1L/L1N/L1Q	218002	Drive Shaft	44T	27	26	54.3	91	615				





	 YEAR	TRANSM	L/R	F/R	REMARKS	GSP Ref.	 PRODUCT	 ABS	Technical Specifications							
									A	B	C	H	L	P		
FORD MONDEO II (BAP)																
1.6 i 16V (70 kW)	1998.05- 2000.11	MT		F	Hatchback Engine L1L/L1N/L1Q	818024	Outer Joint	44T	27	30	57	91	56	M		
1.8 i (85 kW)	1996.09- 2000.11	MT	R	F	Hatchback Engine RKB/RKF/RKH/RKJ/RKK	218005	Drive Shaft		27	35	57	91	566			
	1996.09- 2000.11	MT	L	F	Hatchback Engine RKB/RKF/RKH/RKJ/RKK	218016	Drive Shaft		27	26	57	91	618.5			
	1996.09- 2000.11	MT	R	F	Hatchback Engine RKB/RKF/RKH/RKJ/RKK	218006	Drive Shaft	44T	27	35	57	91	566			
	1996.09- 2000.11			F	Hatchback Engine RKB/RKF/RKH/RKJ/RKK	818023	Outer Joint	44T	27	30	57	91	56	I		
	1996.09- 2000.11			F	Hatchback Engine RKB/RKF/RKH/RKJ/RKK	818052	Outer Joint		27	30	57	91	56	I		
	1996.09- 2000.11	MT	L	F	Hatchback Engine RKB/RKF/RKH/RKJ/RKK	218002	Drive Shaft	44T	27	26	54.3	91	615			
	1996.09- 2000.11	MT/AT		F	Hatchback Engine RKB/RKF/RKH/RKJ/RKK	818024	Outer Joint	44T	27	30	57	91	56	M		
1.8 TD (66 kW)	1996.09- 2000.11	MT	R	F	Hatchback Engine RFN	218004	Drive Shaft	44T	27	35	54.3	91	566			
	1996.09- 2000.11	MT		F	Hatchback Engine RFN	818011	Outer Joint	44T	27	25	57	91	61	I		
	1996.09- 2000.11	MT	L	F	Hatchback Engine RFN	218001	Drive Shaft		27	26	54.3	91	615			
	1996.09- 2000.11	MT	R	F	Hatchback Engine RFN	218003	Drive Shaft		27	35	54.3	91	566			
	1996.09- 2000.11	MT	L	F	Hatchback Engine RFN	218002	Drive Shaft	44T	27	26	54.3	91	615			
2.0 i (96 kW)	1996.09- 2000.11	MT	R	F	Hatchback Engine NGA/NGB/NGC/NGD	218005	Drive Shaft		27	35	57	91	566			
	1996.09- 2000.11	MT	L	F	Hatchback Engine NGA/NGB/NGC/NGD	218016	Drive Shaft		27	26	57	91	618.5			
	1996.09- 2000.11	MT	R	F	Hatchback Engine NGA/NGB/NGC/NGD	218006	Drive Shaft	44T	27	35	57	91	566			
	1996.09- 2000.11			F	Hatchback Engine NGA/NGB/NGC/NGD	818023	Outer Joint	44T	27	30	57	91	56	I		
	1996.09- 2000.11			F	Hatchback Engine NGA/NGB/NGC/NGD	818052	Outer Joint		27	30	57	91	56	I		
	1996.09- 2000.11	MT	L	F	Hatchback Engine NGA/NGB/NGC/NGD	218002	Drive Shaft	44T	27	26	54.3	91	615			
	1996.09- 2000.11	MT/AT		F	Hatchback Engine NGA/NGB/NGC/NGD	818024	Outer Joint	44T	27	30	57	91	56	M		
2.5 24V (125 kW)	1996.09- 2000.11	MT	R	F	Hatchback Engine SEA	218004	Drive Shaft	44T	27	35	54.3	91	566			
	1996.09- 2000.11	MT		F	Hatchback Engine SEA	818011	Outer Joint	44T	27	25	57	91	61	I		
	1996.09- 2000.11	MT	L	F	Hatchback Engine SEA	218001	Drive Shaft		27	26	54.3	91	615			
	1996.09- 2000.11	MT	R	F	Hatchback Engine SEA	218003	Drive Shaft		27	35	54.3	91	566			
	1996.09- 2000.11	MT	L	F	Hatchback Engine SEA	218002	Drive Shaft	44T	27	26	54.3	91	615			
	2000.06- 2000.11	MT	L	F	Hatchback Engine SEB/SEC	218002	Drive Shaft	44T	27	26	54.3	91	615			
MONDEO II (BFP)																
1.6 i (66 kW)	1996.09- 2000.11	MT	R	F	Saloon Engine L1J	218005	Drive Shaft		27	35	57	91	566			
	1996.09- 2000.11	MT	L	F	Saloon Engine L1J	218016	Drive Shaft		27	26	57	91	618.5			
	1996.09- 2000.11	MT	R	F	Saloon Engine L1J	218006	Drive Shaft	44T	27	35	57	91	566			
	1996.09- 2000.11			F	Saloon Engine L1J	818023	Outer Joint	44T	27	30	57	91	56	I		
	1996.09- 2000.11			F	Saloon Engine L1J	818052	Outer Joint		27	30	57	91	56	I		
	1996.09- 2000.11	MT	L	F	Saloon Engine L1J	218002	Drive Shaft	44T	27	26	54.3	91	615			
	1996.09- 2000.11	MT		F	Saloon Engine L1J	818024	Outer Joint	44T	27	30	57	91	56	M		
1.6 i 16V (70 kW)	1998.05- 2000.11	MT	R	F	Saloon Engine L1L/L1N/L1Q	218005	Drive Shaft		27	35	57	91	566			
	1998.05- 2000.11	MT	L	F	Saloon Engine L1L/L1N/L1Q	218016	Drive Shaft		27	26	57	91	618.5			
	1998.05- 2000.11	MT	R	F	Saloon Engine L1L/L1N/L1Q	218006	Drive Shaft	44T	27	35	57	91	566			
	1998.05- 2000.11			F	Saloon Engine L1L/L1N/L1Q	818023	Outer Joint	44T	27	30	57	91	56	I		
	1998.05- 2000.11			F	Saloon Engine L1L/L1N/L1Q	818052	Outer Joint		27	30	57	91	56	I		
	1998.05- 2000.11	MT	L	F	Saloon Engine L1L/L1N/L1Q	218002	Drive Shaft	44T	27	26	54.3	91	615			
	1998.05- 2000.11	MT		F	Saloon Engine L1L/L1N/L1Q	818024	Outer Joint	44T	27	30	57	91	56	M		
1.8 i (85 kW)	1996.09- 2000.11	MT	R	F	Saloon Engine RKB/RKF/RKH/RKJ/RKK	218005	Drive Shaft		27	35	57	91	566			
	1996.09- 2000.11	MT	L	F	Saloon Engine RKB/RKF/RKH/RKJ/RKK	218016	Drive Shaft		27	26	57	91	618.5			
	1996.09- 2000.11	MT	R	F	Saloon Engine RKB/RKF/RKH/RKJ/RKK	218006	Drive Shaft	44T	27	35	57	91	566			
	1996.09- 2000.11			F	Saloon Engine RKB/RKF/RKH/RKJ/RKK	818023	Outer Joint	44T	27	30	57	91	56	I		
	1996.09- 2000.11			F	Saloon Engine RKB/RKF/RKH/RKJ/RKK	818052	Outer Joint		27	30	57	91	56	I		
	1996.09- 2000.11	MT	L	F	Saloon Engine RKB/RKF/RKH/RKJ/RKK	218002	Drive Shaft	44T	27	26	54.3	91	615			
	1996.09- 2000.11	MT&AT		F	Saloon Engine RKB/RKF/RKH/RKJ/RKK	818024	Outer Joint	44T	27	30	57	91	56	M		
1.8 TD (66 kW)	1996.09- 2000.11	MT	R	F	Saloon Engine RFN	218004	Drive Shaft	44T	27	35	54.3	91	566			
	1996.09- 2000.11			F	Saloon Engine RFN	818011	Outer Joint	44T	27	25	57	91	61	I		
	1996.09- 2000.11	MT	L	F	Saloon Engine RFN	218001	Drive Shaft		27	26	54.3	91	615			
	1996.09- 2000.11	MT	R	F	Saloon Engine RFN	218003	Drive Shaft		27	35	54.3	91	566			
	1996.09- 2000.11	MT	L	F	Saloon Engine RFN	218002	Drive Shaft	44T	27	26	54.3	91	615			
2.0 i (96 kW)	1996.09- 2000.11	MT	R	F	Saloon Engine NGA/NGB/NGC/NGD	218005	Drive Shaft		27	35	57	91	566			
	1996.09- 2000.11	MT	L	F	Saloon Engine NGA/NGB/NGC/NGD	218016	Drive Shaft		27	26	57	91	618.5			
	1996.09- 2000.11	MT	R	F	Saloon Engine NGA/NGB/NGC/NGD	218006	Drive Shaft	44T	27	35	57	91	566			
	1996.09- 2000.11			F	Saloon Engine NGA/NGB/NGC/NGD	818023	Outer Joint	44T	27	30	57	91	56	I		
	1996.09- 2000.11			F	Saloon Engine NGA/NGB/NGC/NGD	818052	Outer Joint		27	30	57	91	56	I		
	1996.09- 2000.11	MT	L	F	Saloon Engine NGA/NGB/NGC/NGD	218002	Drive Shaft	44T	27	26	54.3	91	615			
	1996.09- 2000.11	MT/AT		F	Saloon Engine NGA/NGB/NGC/NGD	818024	Outer Joint	44T	27	30	57	91	56	M		
2.5 24V (125 kW)	1996.09- 2000.11	MT	R	F	Saloon Engine SEA	218004	Drive Shaft	44T	27	35	54.3	91	566			
	1996.09- 2000.11	MT		F	Saloon Engine SEA	818011	Outer Joint	44T	27	25	57	91	61	I		





	 YEAR	TRANSM	L/R	F/R	REMARKS	GSP Ref.	 PRODUCT	 ABS	Technical Specifications							
									A	B	C	H	L	P		
FORD MONDEO II (BFP)																
2.5 24V (125 kW)	1996.09- 2000.11	MT	L	F	Saloon Engine SEA	218001	Drive Shaft		27	26	54.3	91	615			
	1996.09- 2000.11	MT	R	F	Saloon Engine SEA	218003	Drive Shaft		27	35	54.3	91	566			
	1996.09- 2000.11	MT	L	F	Saloon Engine SEA	218002	Drive Shaft	44T	27	26	54.3	91	615			
	2000.06- 2000.11			F	Saloon Engine SEB/SEC	218002	Drive Shaft	44T	27	26	54.3	91	615			
2.5 ST (151 kW)	1999.05- 2000.11	5MT	L	F	Saloon Engine SGA	218002	Drive Shaft	44T	27	26	54.3	91	615			
MONDEO II (BNP)																
1.6 i (66 kW)	1996.09- 2000.11	MT	R	F	Estate Engine L1J	218005	Drive Shaft		27	35	57	91	566			
	1996.09- 2000.11	MT	L	F	Estate Engine L1J	218016	Drive Shaft		27	26	57	91	618.5			
	1996.09- 2000.11	MT	R	F	Estate Engine L1J	218006	Drive Shaft	44T	27	35	57	91	566			
	1996.09- 2000.11			F	Estate Engine L1J	818052	Outer Joint		27	30	57	91	56	I		
	1996.09- 2000.11	MT	L	F	Estate Engine L1J	218002	Drive Shaft	44T	27	26	54.3	91	615			
	1996.09- 2000.11	MT		F	Estate Engine L1J	818024	Outer Joint	44T	27	30	57	91	56	M		
1.6 i 16V (70 kW)	1998.05- 2000.11	MT	R	F	Estate Engine L1L/L1N/L1Q	218005	Drive Shaft		27	35	57	91	566			
	1998.05- 2000.11	MT	L	F	Estate Engine L1L/L1N/L1Q	218016	Drive Shaft		27	26	57	91	618.5			
	1998.05- 2000.11	MT	R	F	Estate Engine L1L/L1N/L1Q	218006	Drive Shaft	44T	27	35	57	91	566			
	1998.05- 2000.11			F	Estate Engine L1L/L1N/L1Q	818052	Outer Joint		27	30	57	91	56	I		
	1998.05- 2000.11	MT	L	F	Estate Engine L1L/L1N/L1Q	218002	Drive Shaft	44T	27	26	54.3	91	615			
	1998.05- 2000.11	MT		F	Estate Engine L1L/L1N/L1Q	818024	Outer Joint	44T	27	30	57	91	56	M		
1.8 i (85 kW)	1996.09- 2000.11	MT	R	F	Estate Engine RKB/RKF/RKH/RKJ/RKK	218005	Drive Shaft		27	35	57	91	566			
	1996.09- 2000.11	MT	L	F	Estate Engine RKB/RKF/RKH/RKJ/RKK	218016	Drive Shaft		27	26	57	91	618.5			
	1996.09- 2000.11	MT	R	F	Estate Engine RKB/RKF/RKH/RKJ/RKK	218006	Drive Shaft	44T	27	35	57	91	566			
	1996.09- 2000.11			F	Estate Engine RKB/RKF/RKH/RKJ/RKK	818052	Outer Joint		27	30	57	91	56	I		
	1996.09- 2000.11	MT	L	F	Estate Engine RKB/RKF/RKH/RKJ/RKK	218002	Drive Shaft	44T	27	26	54.3	91	615			
	1996.09- 2000.11	MT/AT		F	Estate Engine RKB/RKF/RKH/RKJ/RKK	818024	Outer Joint	44T	27	30	57	91	56	M		
1.8 TD (66 kW)	1996.09- 2000.11	MT	R	F	Estate Engine RFN	218004	Drive Shaft	44T	27	35	54.3	91	566			
	1996.09- 2000.11	MT	L	F	Estate Engine RFN	218001	Drive Shaft		27	26	54.3	91	615			
	1996.09- 2000.11	MT	R	F	Estate Engine RFN	218003	Drive Shaft		27	35	54.3	91	566			
	1996.09- 2000.11	MT	L	F	Estate Engine RFN	218002	Drive Shaft	44T	27	26	54.3	91	615			
2.0 i (96 kW)	1996.09- 2000.11	MT	R	F	Estate Engine NGA/NGB/NGC/NGD	218005	Drive Shaft		27	35	57	91	566			
	1996.09- 2000.11	MT	L	F	Estate Engine NGA/NGB/NGC/NGD	218016	Drive Shaft		27	26	57	91	618.5			
	1996.09- 2000.11	MT	R	F	Estate Engine NGA/NGB/NGC/NGD	218006	Drive Shaft	44T	27	35	57	91	566			
	1996.09- 2000.11			F	Estate Engine NGA/NGB/NGC/NGD	818052	Outer Joint		27	30	57	91	56	I		
	1996.09- 2000.11	MT	L	F	Estate Engine NGA/NGB/NGC/NGD	218002	Drive Shaft	44T	27	26	54.3	91	615			
	1996.09- 2000.11	MT/AT		F	Estate Engine NGA/NGB/NGC/NGD	818024	Outer Joint	44T	27	30	57	91	56	M		
2.5 24V (125 kW)	1996.09- 2000.11	MT	R	F	Estate Engine SEA	218004	Drive Shaft	44T	27	35	54.3	91	566			
	1996.09- 2000.11	MT	L	F	Estate Engine SEA	218001	Drive Shaft		27	26	54.3	91	615			
	1996.09- 2000.11	MT	R	F	Estate Engine SEA	218003	Drive Shaft		27	35	54.3	91	566			
	1996.09- 2000.11	MT	L	F	Estate Engine SEA	218002	Drive Shaft	44T	27	26	54.3	91	615			
	1999.10- 2000.11	MT	L	F	Estate Engine SEB/SEC	218002	Drive Shaft	44T	27	26	54.3	91	615			
2.5 ST (151 kW)	1999.05- 2000.11	5MT	L	F	Estate Engine SGA	218002	Drive Shaft	44T	27	26	54.3	91	615			
MONDEO III																
1.8	2000.10-	MT	L	F		218143	Drive Shaft		27	26	57	91	626			
	2000.10-	MT	R			218028	Drive Shaft		27	35	57	91	576.5			
2.0	2000.10-	MT	L	F		218143	Drive Shaft		27	26	57	91	626			
	2000.10-	MT	R			218028	Drive Shaft		27	35	57	91	576.5			
2.0 DI/TDCi	2000.10-	MT	L	F		218027	Drive Shaft		27	26	57	91	627.5			
	2000.10-	MT	R	F		218043	Drive Shaft		27	35	56.5	92	579			
MONDEO III (B4Y)																
1.8 16V (81 kW)	2000.11- 2007.08			F	Saloon Engine CGBA/CGBB	818007	Outer Joint		27	23	56.1	91.5	58.5	M		
1.8 16V (92 kW)	2000.11- 2007.08			F	Saloon Engine CHBA/CHBB	818007	Outer Joint		27	23	56.1	91.5	58.5	M		
1.8 SCi (96 kW)	2003.06- 2007.08			F	Saloon Engine CFBA	818007	Outer Joint		27	23	56.1	91.5	58.5	M		
2.0 16V (107 kW)	2000.11- 2007.08			F	Saloon Engine CJBA/CJBB	818007	Outer Joint		27	23	56.1	91.5	58.5	M		
2.0 16V Di/TDDi/TDCi (66 kW)	2000.11- 2007.08			F	Saloon Engine D5BA/SDBA	818002	Outer Joint		27	26	56	91	64	M		
2.0 16V TDDi/TDCi (85 kW)	2000.11- 2007.08			F	Saloon Engine D6BA/HJBA/HJBB/HJBC	818002	Outer Joint		27	26	56	91	64	M		
2.0 TDCi (96 kW)	2001.10- 2007.08			F	Saloon Engine FMBA/N7BA	818002	Outer Joint		27	26	56	91	64	M		
2.5 V6 24V (125 kW)	2000.11- 2007.08			F	Saloon Engine LCBDB	818002	Outer Joint		27	26	56	91	64	M		
3.0 ST220 (166 kW)	2002.04- 2007.08			F	Saloon Engine MEBA	818002	Outer Joint		27	26	56	91	64	M		
MONDEO III (B5Y)																
1.8 16V (81 kW)	2000.11- 2007.08			F	Hatchback Engine CGBA/CGBB	818007	Outer Joint		27	23	56.1	91.5	58.5	M		
1.8 16V (92 kW)	2000.11- 2007.08			F	Hatchback Engine CHBA/CHBB	818007	Outer Joint		27	23	56.1	91.5	58.5	M		
1.8 SCi (96 kW)	2005.05- 2007.08			F	Hatchback Engine CFBA	818007	Outer Joint		27	23	56.1	91.5	58.5	M		





	 YEAR	TRANSM	L/R	F/R	REMARKS	GSP Ref.	 PRODUCT	 ABS	Technical Specifications					
									A	B	C	H	L	P
FORD														
MONDEO III (B5Y)														
2.0 16V (107 kW)	2000.11- 2007.08			F	Hatchback Engine CJBA/CJBB	818007	Outer Joint		27	23	56.1	91.5	58.5	M
2.0 16V Di/TDDi/TDCi (66 kW)	2000.11- 2007.08			F	Hatchback Engine D5BA/SDBA	818008	Outer Joint		27	26	56.5	92	64	M
	2000.11- 2007.08			F	Hatchback Engine D5BA/SDBA	818002	Outer Joint		27	26	56	91	64	M
2.0 16V TDDi/TDCi (85 kW)	2000.11- 2007.08			F	Hatchback Engine D6BA/HJBA/HJBB/HJBC	818008	Outer Joint		27	26	56.5	92	64	M
	2000.11- 2007.08			F	Hatchback Engine D6BA/HJBA/HJBB/HJBC	818002	Outer Joint		27	26	56	91	64	M
2.0 TDCi (96 kW)	2001.10- 2007.08			F	Hatchback Engine FMBA/N7BA	818008	Outer Joint		27	26	56.5	92	64	M
	2001.10- 2007.08			F	Hatchback Engine FMBA/N7BA	818002	Outer Joint		27	26	56	91	64	M
2.2 TDCi (114 kW)	2005.08- 2007.08			F	Hatchback Engine QJBA/QJBB	818008	Outer Joint		27	26	56.5	92	64	M
2.5 V6 24V (125 kW)	2000.11- 2007.08	MT/AT		F	Hatchback Engine LCBD	818008	Outer Joint		27	26	56.5	92	64	M
	2000.11- 2007.08			F	Hatchback Engine LCBD	818002	Outer Joint		27	26	56	91	64	M
3.0 ST220 (166 kW)	2002.04- 2007.08	5MT		F	Hatchback Engine MEBA	818008	Outer Joint		27	26	56.5	92	64	M
	2002.04- 2007.08			F	Hatchback Engine MEBA	818002	Outer Joint		27	26	56	91	64	M
3.0 V6 24V (150 kW)	2004.09- 2007.08			F	Hatchback Engine REBA	818008	Outer Joint		27	26	56.5	92	64	M
MONDEO III (BWY)														
1.8 16V (81 kW)	2000.11- 2007.08			F	Estate Engine CGBA/CGBB	818007	Outer Joint		27	23	56.1	91.5	58.5	M
1.8 16V (92 kW)	2000.11- 2007.08			F	Estate Engine CHBA/CHBB	818007	Outer Joint		27	23	56.1	91.5	58.5	M
1.8 SCi (96 kW)	2003.06- 2007.08			F	Estate Engine CFBA	818007	Outer Joint		27	23	56.1	91.5	58.5	M
2.0 16V (107 kW)	2000.11- 2007.08			F	Estate Engine CJBA/CJBB	818007	Outer Joint		27	23	56.1	91.5	58.5	M
2.0 16V Di/TDDi/TDCi (66 kW)	2000.11- 2007.08			F	Estate Engine D5BA/SDBA	818002	Outer Joint		27	26	56	91	64	M
2.0 16V TDDi/TDCi (85 kW)	2000.11- 2007.08			F	Estate Engine D6BA/HJBA/HJBB/HJBC	818002	Outer Joint		27	26	56	91	64	M
2.0 TDCi (96 kW)	2001.10- 2007.08			F	Estate Engine FMBA/N7BA	818002	Outer Joint		27	26	56	91	64	M
2.5 V6 24V (125 kW)	2000.11- 2007.08			F	Estate Engine LCBD	818002	Outer Joint		27	26	56	91	64	M
3.0 ST220 (166 kW)	2002.04- 2007.08			F	Estate Engine MEBA	818002	Outer Joint		27	26	56	91	64	M
ORION (AFD)														
1.3 (51 kW)	1983.07- 1986.03	MT		F	Saloon Engine JPA	818019	Outer Joint		23	22	55	91.5	54.5	O
	1983.07- 1986.03	MT		F	Saloon Engine JPA	699075	Inner Joint		23	22	40	61	93	O
1.6 (58 kW)	1983.07- 1986.03	MT		F	Saloon Engine LP1/LPA	818019	Outer Joint		23	22	55	91.5	54.5	O
1.6 D (40 kW)	1984.02- 1986.03	MT		F	Saloon Engine LTA	818019	Outer Joint		23	22	55	91.5	54.5	O
1.6 i (77 kW)	1983.07- 1986.03	MT		F	Saloon Engine LP1/LPA	818019	Outer Joint		23	22	55	91.5	54.5	O
ORION II (AFF)														
1.3 (44 kW)	1985.12- 1990.07	MT		F	Saloon Engine JBB/JLA/JLB	618002	Inner Joint		23	20	40	61.5	62.5	
	1985.12- 1990.07	MT		F	Saloon Engine JBB/JLA/JLB	818019	Outer Joint		23	22	55	91.5	54.5	O
	1985.12- 1990.07			F	Saloon Engine JBB/JLA/JLB	818018	Outer Joint		23	20	50	91.5	52	O
1.4 (52 kW)	1986.03- 1990.07	MT		F	Saloon Engine FUA	818019	Outer Joint		23	22	55	91.5	54.5	O
	1986.03- 1990.07	MT		F	Saloon Engine FUA	699075	Inner Joint		23	22	40	61	93	O
1.4 (54 kW)	1986.01- 1990.07	MT/AT		F	Saloon Engine FUC	818019	Outer Joint		23	22	55	91.5	54.5	O
	1986.01- 1990.07	MT		F	Saloon Engine FUC	699075	Inner Joint		23	22	40	61	93	O
1.4 (55 kW)	1985.12- 1990.07	MT		F	Saloon Engine FUA	818019	Outer Joint		23	22	55	91.5	54.5	O
	1985.12- 1990.07	MT		F	Saloon Engine FUA	699075	Inner Joint		23	22	40	61	93	O
1.4 CAT (54 kW)	1987.02- 1990.07	MT/AT		F	Saloon Engine F6B/F6D	818019	Outer Joint		23	22	55	91.5	54.5	O
	1987.02- 1990.07	MT		F	Saloon Engine F6B/F6D	699075	Inner Joint		23	22	40	61	93	O
1.6 (66 kW)	1985.12- 1990.07	MT/AT		F	Saloon Engine LUC	818019	Outer Joint		23	22	55	91.5	54.5	O
1.6 D (40 kW)	1985.12- 1989.01	MT		F	Saloon Engine LTC	818019	Outer Joint		23	22	55	91.5	54.5	O
1.6 i (75 kW)	1989.08- 1990.07	MT		F	Saloon Engine LJB	818019	Outer Joint		23	22	55	91.5	54.5	O
1.6 i (77 kW)	1986.03- 1990.07	MT		F	Saloon Engine LRB	818019	Outer Joint		23	22	55	91.5	54.5	O
1.6 i CAT (66 kW)	1986.03- 1990.07	MT/AT		F	Saloon Engine L4B	818019	Outer Joint		23	22	55	91.5	54.5	O
1.8 D (44 kW)	1989.01- 1990.07	MT		F	Saloon Engine RTA/RTB	818019	Outer Joint		23	22	55	91.5	54.5	O
ORION III (GAL)														
1.3 (44 kW)	1990.07- 1993.12	MT		F	Saloon Engine J4B/J6A	818017	Outer Joint		23	20	48	80.5	49	O
	1990.07- 1993.12	MT		F	Saloon Engine J4B/J6A	818015	Outer Joint		23	22	48	80	52.5	O
1.4 (52 kW)	1990.07- 1993.12	MT		F	Saloon Engine F6F/F6G	818015	Outer Joint		23	22	48	80	52.5	O
	1990.07- 1993.12	MT		F	Saloon Engine F6F/F6G	818006	Outer Joint		25	22	55.5	88.5	53	O
1.4 (54 kW)	1990.07- 1993.12	MT		F	Saloon Engine FUH	818006	Outer Joint		25	22	55.5	88.5	53	O
1.6 (66 kW)	1990.07- 1992.12	MT		F	Saloon Engine LUJ/LUK	818006	Outer Joint		25	22	55.5	88.5	53	O
1.6 i (77 kW)	1990.07- 1992.09	MT		F	Saloon Engine LJF	818006	Outer Joint		25	22	55.5	88.5	53	O
1.6 i 16V (66 kW)	1992.07- 1993.12	MT		F	Saloon Engine L1E/L1K	818006	Outer Joint		25	22	55.5	88.5	53	O
1.8 D (44 kW)	1990.11- 1993.12	MT	R	F	Saloon Engine RTE/RTF/RTH	218039	Drive Shaft		25	23	56.5	88.5	903	
	1990.11- 1993.12	MT	L	F	Saloon Engine RTE/RTF/RTH	218040	Drive Shaft		25	23	56.5	88.5	608	
	1990.11- 1993.12	MT		F	Saloon Engine RTE/RTF/RTH	818006	Outer Joint		25	22	55.5	88.5	53	O
1.8 i 16V (77 kW)	1992.02- 1993.12	MT	R	F	Saloon Engine RDA	218179	Drive Shaft		25	26	56.5	89	908	
	1992.02- 1993.12	MT		F	Saloon Engine RDA	818021	Outer Joint		25	25	56.5	89	56.5	O





	 YEAR	TRANSM	L/R	F/R	REMARKS	GSP Ref.	 PRODUCT	 ABS	Technical Specifications						
									A	B	C	H	L	P	
FORD															
ORION III (GAL)															
1.8 i 16V (77 kW)	1992.02- 1993.12	MT	L	F	Saloon Engine RDA	218044	Drive Shaft		25	26	56.5	89	594		
	1992.02- 1993.12	MT		F	Saloon Engine RDA	818006	Outer Joint		25	22	55.5	88.5	53	O	
1.8 i 16V (96 kW)	1992.01- 1993.12	MT	R	F	Saloon Engine RQB	218179	Drive Shaft		25	26	56.5	89	908		
	1992.01- 1993.12	MT		F	Saloon Engine RQB	818021	Outer Joint		25	25	56.5	89	56.5	O	
	1992.01- 1993.12	MT	L	F	Saloon Engine RQB	218044	Drive Shaft		25	26	56.5	89	594		
	1992.01- 1993.12	MT		F	Saloon Engine RQB	818006	Outer Joint		25	22	55.5	88.5	53	O	
1.8 TD (66 kW)	1992.03- 1993.12	MT	R	F	Saloon Engine RFD/RFK	218179	Drive Shaft		25	26	56.5	89	908		
	1992.03- 1993.12	MT		F	Saloon Engine RFD/RFK	818021	Outer Joint		25	25	56.5	89	56.5	O	
	1992.03- 1993.12	MT	L	F	Saloon Engine RFD/RFK	218044	Drive Shaft		25	26	56.5	89	594		
PAMPA															
1.6	1981.01- 1989.07	MT				818020	Outer Joint		24	30	46	109	62.5	O	
	1989.08- 1997.12	MT				818103	Outer Joint		24	30	46	109	62	I	
1.8	1989.08- 1997.12	MT				818103	Outer Joint		24	30	46	109	62	I	
PROBE															
-	1993- 1997	AT			4 Cyl	618015	Inner Joint		28	23	43	42	76.5		
	1993- 1997	MT			4 Cyl / 6 Cyl	618015	Inner Joint		28	23	43	42	76.5		
2.0	1993- 1996	AT				818078	Outer Joint	44T	28	32	56	91.5	65	I	
	1993- 1997	MT				834036	Outer Joint		28	32	56	90	59	I	
	1993- 1997	MT				834063	Outer Joint	44T	28	32	56	90	59	I	
	1993- 1996	AT				818045	Outer Joint		28	32	56	91.5	65	I	
2.5	1993- 1996	AT				818078	Outer Joint	44T	28	32	56	91.5	65	I	
	1993- 1997	MT				834036	Outer Joint		28	32	56	90	59	I	
	1993- 1997	MT				834063	Outer Joint	44T	28	32	56	90	59	I	
	1993- 1996	AT				818045	Outer Joint		28	32	56	91.5	65	I	
PROBE ALL															
2.5 V6	1994.03- 1997.09	MT		F		834071	Outer Joint	44T	28	26	56	89	65	M	
PUMA															
1.4 16V	1998.02- 2000.10	MT	R	F		218032	Drive Shaft		25	23	56.5	88.5	900		
PUMA (EC_)															
1.4 16V (66 kW)	1997.11- 2000.10	MT		F	Coupe Engine FHD/FHF	818004	Outer Joint		25	22	56.5	88.5	53.5	O	
1.7 16V (92 kW)	1997.03- 2002.06	MT		F	Coupe Engine MHA/MHB	818006	Outer Joint		25	22	55.5	88.5	53	O	
RAIDER															
-	1987.01- 1996.12		R			234019	Drive Shaft		26	26	65	143.5	606		
RANGER															
-	1998- 1999				SUV/Truck/VAN 4WD	818037	Outer Joint		27	34	66.8	115	66	I	
	2000- 2001			F		818055	Outer Joint		27	34	59.7	112	80	I	
	2000- 2005		L		Truck 4WD	218093	Drive Shaft		27	27	59.7	112	597.4		
	2000- 2005				Truck	618037	Inner Joint		27	34	35.55	117.3	76		
RANGER (TU_)															
2.5 TD (62 kW)	2002.04- 2006.06			R	Pickup Engine eWL-T	827017	Outer Joint		26	25	61	103.5	75.5	M	
2.5 TD 4x4 (62 kW)	2002.04- 2006.06				All-wheel Drive Pickup Engine WL-T	827017	Outer Joint		26	25	61	103.5	75.5	M	
2.5 TDDi (86 kW)	2002.04- 2005.09			R	Pickup	827017	Outer Joint		26	25	61	103.5	75.5	M	
2.5 TDDi 4x4 (86 kW)	2002.04- 2005.09				All-wheel Drive Pickup	827017	Outer Joint		26	25	61	103.5	75.5	M	
ROYALE															
1.8	1991.02- 1992.11	MT				861024	Outer Joint	43T	22	30	64	78	51	I	
	1992.01- 1995.12	MT/AT				899134	Outer Joint	43T	22	30	51	78	61	I	
	1992.01- 1995.12	MT/AT				618018	Inner Joint			33		32			
	1993.01- 1995.12	MT/AT				861028	Outer Joint		22	30	51	78	61	I	
	1993.01- 1995.12	MT/AT				618018	Inner Joint			33		32			
	1996.01- 1996.12	MT/AT				899134	Outer Joint	43T	22	30	51	78	61	I	
	1996.01- 1996.12	MT/AT				861028	Outer Joint		22	30	51	78	61	I	
	1996.01- 1996.12	MT/AT				861028	Outer Joint		22	30	51	78	61	I	
2.0	1991.01- 1992.11	MT				861024	Outer Joint	43T	22	30	64	78	51	I	
	1992.02- 1995.12	MT/AT				899134	Outer Joint	43T	22	30	51	78	61	I	
	1992.02- 1995.12	MT/AT				618018	Inner Joint			33		32			
	1992.11- 1995.12	MT/AT				861028	Outer Joint		22	30	51	78	61	I	
	1992.11- 1995.12	MT/AT				618018	Inner Joint			33		32			
	1992.12- 1995.12	MT/AT				861028	Outer Joint		22	30	51	78	61	I	
	1992.12- 1995.12	MT/AT				618018	Inner Joint			33		32			
	1996.01- 1996.12	MT/AT				899134	Outer Joint	43T	22	30	51	78	61	I	
1996.01- 1996.12	MT/AT				861028	Outer Joint		22	30	51	78	61	I		





	 YEAR	TRANSM	L/R	F/R	REMARKS	GSP Ref.	 PRODUCT	 ABS	Technical Specifications								
									A	B	C	H	L	P			
FORD SCALA																	
1.6	1981.01- 1989.07	MT				818020	Outer Joint		24	30	46	109	62.5	O			
	1982.10- 1988.05	AT				818020	Outer Joint		24	30	46	109	62.5	O			
1.8	1989.08- 1991.04	MT				818103	Outer Joint		24	30	46	109	62	I			
SCORPIO II (GFR, GGR)																	
2.0 i (85 kW)	1994.10- 1998.08	MT/AT	R	R	Saloon Engine NSD	218128	Drive Shaft					32	519				
	1994.10- 1998.08	MT/AT	R	R	Estate Engine NSD	218128	Drive Shaft					32	519				
	1994.10- 1998.08	MT/AT		R	Saloon Engine NSD	618001	Inner Joint		25		32						
	1994.10- 1998.08	MT/AT		R	Estate Engine NSD	618001	Inner Joint		25		32						
	1994.10- 1998.08	MT/AT	L	R	Saloon Engine NSD	218129	Drive Shaft					32	478				
	1994.10- 1998.08	MT/AT	L	R	Estate Engine NSD	218129	Drive Shaft					32	478				
SIERRA (BNG)																	
2.8 4x4 (110 kW)	1987.01- 1988.08			F	All-wheel Drive Estate Engine PRG	818077	Outer Joint	94T	23	22	55	91	64	O			
2.9 4x4 (107 kW)	1988.08- 1993.02			F	All-wheel Drive Estate Engine B4B/B4C	818077	Outer Joint	94T	23	22	55	91	64	O			
2.9 4x4 (110 kW)	1988.08- 1993.02			F	All-wheel Drive Estate Engine B4B/B4C	818077	Outer Joint	94T	23	22	55	91	64	O			
SIERRA (GBC, GBG)																	
2.0 16V Cosworth 4x4 (162 kW)	1990.01- 1993.02			F	All-wheel Drive Hatchback Engine N5D	818077	Outer Joint	94T	23	22	55	91	64	O			
2.0 16V Cosworth 4x4 CAT (162 kW)	1990.01- 1993.02			F	All-wheel Drive Hatchback Engine N5C	818077	Outer Joint	94T	23	22	55	91	64	O			
2.0 RS Cosworth (150 kW)	1987.11- 1990.01			R	Hatchback Engine N5B	602006	Inner Joint		25		32						
2.8 i XR 4x4 (110 kW)	1987.01- 1988.08			F	All-wheel Drive Hatchback Engine PRG	818077	Outer Joint	94T	23	22	55	91	64	O			
2.9 i XR 4x4 (107 kW)	1988.08- 1993.02			F	All-wheel Drive Hatchback Engine B4B/B4C	818077	Outer Joint	94T	23	22	55	91	64	O			
2.9 i XR 4x4 (110 kW)	1988.08- 1993.02			F	All-wheel Drive Hatchback Engine B4A	818077	Outer Joint	94T	23	22	55	91	64	O			
SIERRA (GBG, GB4)																	
2.9 4x4 (107 kW)	1988.08- 1993.02			F	All-wheel Drive Saloon Engine B4B/B4C	818077	Outer Joint	94T	23	22	55	91	64	O			
2.9 4x4 (110 kW)	1988.08- 1993.02			F	All-wheel Drive Saloon Engine B4B/B4C	818077	Outer Joint	94T	23	22	55	91	64	O			
TAURUS																	
-	1986- 1993				W/O SHO PKG 6 Cyl	818041	Outer Joint		26	30	56	106	61	I			
	1994- 1999				W/O SHO PKG	818041	Outer Joint		26	30	56	106	61	I			
3.0 6V 12V	1994- 1995					818065	Outer Joint		26	33	55.8	105	64	I			
3.0 SHO	1986- 1989				6 Cyl	818046	Outer Joint		26	32	55.9	105.5	64.5	I			
	1986- 1989					818085	Outer Joint	50T	26	32	55.9	105.5	64.5	I			
	1990- 1995	MT			6 Cyl	818046	Outer Joint		26	32	55.9	105.5	64.5	I			
	1990- 1995	MT				818085	Outer Joint	50T	26	32	55.9	105.5	64.5	I			
3.8	1986- 1995				6 Cyl	818046	Outer Joint		26	32	55.9	105.5	64.5	I			
	1986- 1995				6 Cyl	818085	Outer Joint	50T	26	32	55.9	105.5	64.5	I			
TELSTAR																	
1.8 (GE8P)	1991.09-	MT/AT			Engine K8	634032	Inner Joint		28	23	35	66	105				
2.0						627006	Inner Joint		28	23	35	66.5	104				
2.0 (GEEP)	1991.09-	MT/AT			Engine KF	634032	Inner Joint		28	23	35	66	105				
TELSTAR (GD / GE)																	
1.8 (GE8P)	1991.09-	MT/AT			USA Engine K8	634032	Inner Joint		28	23	35	66	105				
2.0 (GEEP)	1991.08-	MT/AT			USA Engine KF	634032	Inner Joint		28	23	35	66	105				
TEMPO																	
-	1984- 1991	MT	L			218153	Drive Shaft		26	23	51	88.5	560				
	1984- 1991	AT	L			218148	Drive Shaft		26	23	51	88.5	562				
	1986- 1991		R			218081	Drive Shaft		26	23	51	88.5	892				
	1992- 1994					618026	Inner Joint		25	28	42	89.5	110				
	1992- 1994				4 Cyl	618027	Inner Joint		25	28	42	66.5	108.8				
2.3	1992- 1994					818047	Outer Joint		26	28	51	107.5	58	I			
All Models	1984.01- 1991.12	AT				818042	Outer Joint		26	23	51	88.5	60	I			
	1984.01- 1984.12	MT				818042	Outer Joint		26	23	51	88.5	60	I			
	1985.01- 1986.12					818042	Outer Joint		26	23	51	88.5	60	I			
	1985.01- 1991.12	MT				818042	Outer Joint		26	23	51	88.5	60	I			
THUNDERBIRD																	
-						618010	Inner Joint		24	21	35	64	95				
			R			218058	Drive Shaft		24	24	52	86.5	900				
	1989- 1997					899146	Outer Joint		28	32	55.9	95.5	64	I			
TOPAZ																	
-	1987- 1991	AT				618054	Inner Joint		23	24	42	90	108				
	1988- 1991	MT				618021	Inner Joint		23	24	42	67	113				
	1992- 1994	AT				818063	Outer Joint		26	32	51	105	64.5	I			
All Models	1984.01- 1985.12					818060	Outer Joint		26	23	51	88	62	I			





	 YEAR	TRANSM	L/R	F/R	REMARKS	GSP Ref.	 PRODUCT	 ABS	Technical Specifications						
									A	B	C	H	L	P	
FORD															
TOURNEO CONNECT															
1.8 Di (55 kW)	2002.06-			F	MPV Engine BHPA/P7PA/P7PB/R2PA	818207	Outer Joint		25	24	53.5	94.5	62	M	
1.8 Turbo Di (66 kW)	2002.06-			F	MPV Engine HCPA/HCPB/P9PA/P9PB/P9PC/P9PD/R3PA/RWPE/RWPF	818067	Outer Joint		25	26	53.3	94.5	64.5	M	
TRANSIT															
-	1986.01- 2000.03	AT			Propshaft	699050	Inner Joint			24		32			
2.2 TDCi (63 kW)	2006.04-			F	Box Engine P8FA/P8FB	899270	Outer Joint	48T	28	28	59	128	61.5	M	
	2006.04-			F	Bus Engine P8FA/P8FB	899270	Outer Joint	48T	28	28	59	128	61.5	M	
	2006.04-			F	Platform/Chassis Engine P8FA/P8FB	899270	Outer Joint	48T	28	28	59	128	61.5	M	
2.2 TDCi (81 kW)	2006.04-			F	Box Engine QVFA	899270	Outer Joint	48T	28	28	59	128	61.5	M	
	2006.04-			F	Bus Engine QVFA	899270	Outer Joint	48T	28	28	59	128	61.5	M	
	2006.04-			F	Platform/Chassis Engine QVFA	899270	Outer Joint	48T	28	28	59	128	61.5	M	
2.2 TDCi (96 kW)	2006.04-			F	Box Engine QWFA	899270	Outer Joint	48T	28	28	59	128	61.5	M	
	2006.04-			F	Bus Engine QWFA	899270	Outer Joint	48T	28	28	59	128	61.5	M	
	2006.04-			F	Platform/Chassis Engine QWFA	899270	Outer Joint	48T	28	28	59	128	61.5	M	
TRANSIT (FD __, FB __, FS __, FZ __, FC __)															
2.0 Di (55 kW)	2000.08- 2006.05	MT	L	F	Bus Engine D3FA	218035	Drive Shaft		28	26	57	120.5	797		
	2000.08- 2006.05	MT	L	F	Bus Engine D3FA	218036	Drive Shaft	48T	28	26	57	120.5	797		
	2000.08- 2006.05	MT	R	F	Bus Engine D3FA	218142	Drive Shaft		28	26	57	120.5	1056		
	2000.08- 2006.05	MT	R	F	Bus Engine D3FA	218242	Drive Shaft	48T	28	26	57	120.5	1056		
	2000.08- 2006.05			F	Bus Engine D3FA	818005	Outer Joint	48T	28	26	57	120.5	64	M	
	2000.08- 2006.05			F	Bus Engine D3FA	818061	Outer Joint		28	26	57	120.5	64	M	
2.0 Di (63 kW)	2000.08- 2006.05	MT	L	F	Bus Engine F3FA	218035	Drive Shaft		28	26	57	120.5	797		
	2000.08- 2006.05	MT	L	F	Bus Engine F3FA	218036	Drive Shaft	48T	28	26	57	120.5	797		
	2000.08- 2006.05	MT	R	F	Bus Engine F3FA	218142	Drive Shaft		28	26	57	120.5	1056		
	2000.08- 2006.05	MT	R	F	Bus Engine F3FA	218242	Drive Shaft	48T	28	26	57	120.5	1056		
	2000.08- 2006.05			F	Bus Engine F3FA	818005	Outer Joint	48T	28	26	57	120.5	64	M	
	2000.08- 2006.05			F	Bus Engine F3FA	818061	Outer Joint		28	26	57	120.5	64	M	
2.0 Di (74 kW)	2000.08- 2006.05	MT	L	F	Bus Engine ABFA	218035	Drive Shaft		28	26	57	120.5	797		
	2000.08- 2006.05	MT	L	F	Bus Engine ABFA	218036	Drive Shaft	48T	28	26	57	120.5	797		
	2000.08- 2006.05	MT	R	F	Bus Engine ABFA	218142	Drive Shaft		28	26	57	120.5	1056		
	2000.08- 2006.05	MT	R	F	Bus Engine ABFA	218242	Drive Shaft	48T	28	26	57	120.5	1056		
	2000.08- 2006.05			F	Bus Engine ABFA	818005	Outer Joint	48T	28	26	57	120.5	64	M	
	2000.08- 2006.05			F	Bus Engine ABFA	818061	Outer Joint		28	26	57	120.5	64	M	
2.0 TDCi (92 kW)	2002.08- 2006.05	MT	L	F	Bus Engine F1FA	218035	Drive Shaft		28	26	57	120.5	797		
	2002.08- 2006.05	MT	L	F	Bus Engine F1FA	218036	Drive Shaft	48T	28	26	57	120.5	797		
	2002.08- 2006.05	MT	R	F	Bus Engine F1FA	218142	Drive Shaft		28	26	57	120.5	1056		
	2002.08- 2006.05	MT	R	F	Bus Engine F1FA	218242	Drive Shaft	48T	28	26	57	120.5	1056		
	2002.08- 2006.05			F	Bus Engine F1FA	818005	Outer Joint	48T	28	26	57	120.5	64	M	
2.3 16V (107 kW)	2000.08- 2006.05			R	Bus Engine E5FA/E5FC	818005	Outer Joint	48T	28	26	57	120.5	64	M	
2.4 Di (55 kW)	2000.01- 2006.05	MT	L	F	Bus Engine F4FA	218035	Drive Shaft		28	26	57	120.5	797		
	2000.01- 2006.05	MT	L	F	Bus Engine F4FA	218036	Drive Shaft	48T	28	26	57	120.5	797		
	2000.01- 2006.05	MT	R	F	Bus Engine F4FA	218142	Drive Shaft		28	26	57	120.5	1056		
	2000.01- 2006.05	MT	R	F	Bus Engine F4FA	218242	Drive Shaft	48T	28	26	57	120.5	1056		
	2000.01- 2006.05			R	Bus Engine F4FA	818005	Outer Joint	48T	28	26	57	120.5	64	M	
2.4 Di (66 kW)	2000.01- 2006.05			R	Bus Engine D2FA/D2FB/D2FE	818005	Outer Joint	48T	28	26	57	120.5	64	M	
2.4 Di (88 kW)	2000.01- 2006.05			R	Bus Engine D4FA	818005	Outer Joint	48T	28	26	57	120.5	64	M	
2.4 TDCi (101 kW)	2004.03- 2006.05			R	Bus Engine H9FA	818005	Outer Joint	48T	28	26	57	120.5	64	M	
2.4 TDDi (66 kW)	2001.10- 2006.03			F	Bus Engine D2FE	818005	Outer Joint	48T	28	26	57	120.5	64	M	
2.4 TDE (85 kW)	2004.03- 2006.05			R	Bus Engine FXFA	818005	Outer Joint	48T	28	26	57	120.5	64	M	
2.4 TDE (92 kW)	2001.07- 2006.05			R	Bus Engine DOFA	818005	Outer Joint	48T	28	26	57	120.5	64	M	
TRANSIT (FM __, FN __)															
2.0 Di (55 kW)	2000.08- 2006.05			F	Platform/Chassis Engine D3FA	818005	Outer Joint	48T	28	26	57	120.5	64	M	
	2000.08- 2006.05			F	Platform/Chassis Engine D3FA	818061	Outer Joint		28	26	57	120.5	64	M	
2.0 Di (63 kW)	2000.08- 2006.05			F	Platform/Chassis Engine F3FA	818005	Outer Joint	48T	28	26	57	120.5	64	M	
	2000.08- 2006.05			F	Platform/Chassis Engine F3FA	818061	Outer Joint		28	26	57	120.5	64	M	
2.0 Di (74 kW)	2000.08- 2006.05			F	Platform/Chassis Engine ABFA	818005	Outer Joint	48T	28	26	57	120.5	64	M	
	2000.08- 2006.05			F	Platform/Chassis Engine ABFA	818061	Outer Joint		28	26	57	120.5	64	M	
2.0 TDCi (92 kW)	2002.08- 2006.05			F	Platform/Chassis Engine F1FA	818005	Outer Joint	48T	28	26	57	120.5	64	M	
2.3 16V (107 kW)	2001.04- 2006.05			R	Platform/Chassis Engine E5FA/E5FC	818005	Outer Joint	48T	28	26	57	120.5	64	M	
2.4 Di (55 kW)	2000.01- 2006.05			R	Platform/Chassis Engine F4FA	818005	Outer Joint	48T	28	26	57	120.5	64	M	
2.4 Di (66 kW)	2000.01- 2006.05			R	Platform/Chassis Engine D2FA/D2FB/D2FE	818005	Outer Joint	48T	28	26	57	120.5	64	M	
2.4 Di (88 kW)	2000.01- 2006.05			R	Platform/Chassis Engine D4FA	818005	Outer Joint	48T	28	26	57	120.5	64	M	
2.4 TDCi (101 kW)	2004.03- 2006.05			R	Platform/Chassis Engine H9FA	818005	Outer Joint	48T	28	26	57	120.5	64	M	





	 YEAR	TRANSM	L/R	F/R	REMARKS	GSP Ref.	 PRODUCT	 ABS	Technical Specifications								
									A	B	C	H	L	P			
FORD																	
TRANSIT (FM_ , FN_)																	
2.4 TDE (85 kW)	2004.03- 2006.05			R	Platform/Chassis Engine FXFA	818005	Outer Joint	48T	28	26	57	120.5	64	M			
2.4 TDE (92 kW)	2001.07- 2006.05			R	Platform/Chassis Engine DOFA	818005	Outer Joint	48T	28	26	57	120.5	64	M			
TRANSIT CONNECT (P65_ , P70_ , P80_)																	
1.8 16V (85 kW)	2002.06-			F	Box Engine EYPA/EYPC/EYPD	818067	Outer Joint		25	26	53.3	94.5	64.5	M			
1.8 Di (55 kW)	2002.06-	MT	L	F	Box Engine BHPA/P7PA/P7PB/R2PA	218263	Drive Shaft		25	26	53.5	94.5	628				
	2002.06-	MT	R	F	Box Engine BHPA/P7PA/P7PB/R2PA	218264	Drive Shaft		25	26	53.5	94.5	962				
	2002.06-			F	Box Engine BHPA/P7PA/P7PB/R2PA	818207	Outer Joint		25	24	53.5	94.5	62	M			
1.8 TDCi (66 kW)	2002.06-	MT	L	F	Box Engine HCPA/HCPB/P9PA/P9PB/P9PC/P9PD/R3PA/RWPE/RWPF	218041	Drive Shaft		25	26	53.3	94.5	632				
	2002.06-	MT	R	F	Box Engine HCPA/HCPB/P9PA/P9PB/P9PC/P9PD/R3PA/RWPE/RWPF	299042	Drive Shaft		25	26	53.3	94.5	963				
	2002.06-			F	Box Engine HCPA/HCPB/P9PA/P9PB/P9PC/P9PD/R3PA/RWPE/RWPF	818067	Outer Joint		25	26	53.3	94.5	64.5	M			
TRANSIT VAN (FA_)																	
2.0 Di (55 kW)	2000.08- 2006.05	MT	L	F	Box Engine D3FA	218035	Drive Shaft		28	26	57	120.5	797				
	2000.08- 2006.05	MT	L	F	Box Engine D3FA	218036	Drive Shaft	48T	28	26	57	120.5	797				
	2000.08- 2006.05	MT	R	F	Box Engine D3FA	218142	Drive Shaft		28	26	57	120.5	1056				
	2000.08- 2006.05	MT	R	F	Box Engine D3FA	218242	Drive Shaft	48T	28	26	57	120.5	1056				
	2000.08- 2006.05			F	Box Engine D3FA	818005	Outer Joint	48T	28	26	57	120.5	64	M			
	2000.08- 2006.05			F	Box Engine D3FA	818061	Outer Joint		28	26	57	120.5	64	M			
2.0 Di (63 kW)	2000.08- 2006.05	MT	L	F	Box Engine F3FA	218035	Drive Shaft		28	26	57	120.5	797				
	2000.08- 2006.05	MT	L	F	Box Engine F3FA	218036	Drive Shaft	48T	28	26	57	120.5	797				
	2000.08- 2006.05	MT	R	F	Box Engine F3FA	218142	Drive Shaft		28	26	57	120.5	1056				
	2000.08- 2006.05	MT	R	F	Box Engine F3FA	218242	Drive Shaft	48T	28	26	57	120.5	1056				
	2000.08- 2006.05			F	Box Engine F3FA	818005	Outer Joint	48T	28	26	57	120.5	64	M			
	2000.08- 2006.05			F	Box Engine F3FA	818061	Outer Joint		28	26	57	120.5	64	M			
2.0 Di (74 kW)	2000.08- 2006.05	MT	L	F	Box Engine ABFA	218035	Drive Shaft		28	26	57	120.5	797				
	2000.08- 2006.05	MT	L	F	Box Engine ABFA	218036	Drive Shaft	48T	28	26	57	120.5	797				
	2000.08- 2006.05	MT	R	F	Box Engine ABFA	218142	Drive Shaft		28	26	57	120.5	1056				
	2000.08- 2006.05	MT	R	F	Box Engine ABFA	218242	Drive Shaft	48T	28	26	57	120.5	1056				
	2000.08- 2006.05			F	Box Engine ABFA	818005	Outer Joint	48T	28	26	57	120.5	64	M			
	2000.08- 2006.05			F	Box Engine ABFA	818061	Outer Joint		28	26	57	120.5	64	M			
2.0 TDCi (92 kW)	2002.08- 2006.05	MT	L	F	Box Engine FIFA	218035	Drive Shaft		28	26	57	120.5	797				
	2002.08- 2006.05	MT	L	F	Box Engine FIFA	218036	Drive Shaft	48T	28	26	57	120.5	797				
	2002.08- 2006.05	MT	R	F	Box Engine FIFA	218142	Drive Shaft		28	26	57	120.5	1056				
	2002.08- 2006.05	MT	R	F	Box Engine FIFA	218242	Drive Shaft	48T	28	26	57	120.5	1056				
	2002.08- 2006.05			F	Box Engine FIFA	818005	Outer Joint	48T	28	26	57	120.5	64	M			
	2002.08- 2006.05			F	Box Engine FIFA	818061	Outer Joint		28	26	57	120.5	64	M			
2.3 16V (107 kW)	2001.04- 2006.05			R	Box Engine E5FA/E5FC	818005	Outer Joint	48T	28	26	57	120.5	64	M			
2.4 Di (55 kW)	2000.01- 2006.05			R	Box Engine F4FA	818005	Outer Joint	48T	28	26	57	120.5	64	M			
2.4 Di (66 kW)	2000.01- 2006.05			R	Box Engine D2FA/D2FB/D2FE	818005	Outer Joint	48T	28	26	57	120.5	64	M			
2.4 Di (88 kW)	2000.01- 2006.05			R	Box Engine D4FA	818005	Outer Joint	48T	28	26	57	120.5	64	M			
2.4 TDCi (101 kW)	2004.03- 2006.05			R	Box Engine H9FA	818005	Outer Joint	48T	28	26	57	120.5	64	M			
2.4 TDE (85 kW)	2004.03- 2006.05			R	Box Engine FXFA	818005	Outer Joint	48T	28	26	57	120.5	64	M			
2.4 TDE (92 kW)	2001.07- 2006.05			R	Box Engine DOFA	818005	Outer Joint	48T	28	26	57	120.5	64	M			
VERONA																	
1.8	1990.01- 1993.09	MT				818044	Outer Joint		23	30	55	91.5	54.5	I			
	1993.10- 1997.12	MT				818100	Outer Joint		25	30	56.5	89	56.5	I			
	1993.10- 1997.12	MT				618018	Inner Joint			33		32					
2.0	1993.10- 1997.12	MT				818100	Outer Joint		25	30	56.5	89	56.5	I			
	1993.10- 1997.12	MT				618018	Inner Joint			33		32					
VERSAILLES																	
1.8	1991.01- 1992.11	MT				861024	Outer Joint	43T	22	30	64	78	51	I			
	1992.12- 1995.12	MT/AT				899134	Outer Joint	43T	22	30	51	78	61	I			
	1992.12- 1995.12	MT/AT				861028	Outer Joint		22	30	51	78	61	I			
	1992.12- 1995.12	MT/AT				618018	Inner Joint			33		32					
	1996.01- 1996.12	MT/AT				899134	Outer Joint	43T	22	30	51	78	61	I			
	1996.01- 1996.12	MT/AT				861028	Outer Joint		22	30	51	78	61	I			
2.0	1991.01- 1992.11	MT				861024	Outer Joint	43T	22	30	64	78	51	I			
	1992.12- 1995.12	MT/AT				899134	Outer Joint	43T	22	30	51	78	61	I			
	1992.12- 1995.12	MT/AT				861028	Outer Joint		22	30	51	78	61	I			
	1992.12- 1995.12	MT/AT				618018	Inner Joint			33		32					
	1996.01- 1996.12	MT/AT				899134	Outer Joint	43T	22	30	51	78	61	I			
	1996.01- 1996.12	MT/AT				861028	Outer Joint		22	30	51	78	61	I			





	 YEAR	TRANSM	L/R	F/R	REMARKS	GSP Ref.	 PRODUCT	 ABS	Technical Specifications									
									A	B	C	H	L	P				
FORD LCV COURIER II																		
1.3	1995.10- 1997.01	MT	R	F		299043	Drive Shaft		25	25	56.5	88.5	813					
1.8 D	1995.10- 1997.01	MT	R	F		299043	Drive Shaft		25	25	56.5	88.5	813					
	1997.01- 2000.03	MT	R	F		218032	Drive Shaft		25	23	56.5	88.5	900					
FIESTA IV VAN																		
1.8 D	1996.09- 2000.03	MT	R	F		218032	Drive Shaft		25	23	56.5	88.5	900					
FORD USA PROBE																		
2.2 (82 kW)	1988.08- 1993.07	MT/AT		F	Coupe	818031	Outer Joint		26	25	56	93	61	M				
PROBE II (ECP)																		
2.0 16V (85 kW)	1993.10- 1998.03	MT		F	Coupe Engine FS	834080	Outer Joint	44T	28	23	56	90	59	M				
GEO PRIZM																		
-	1993- 2000					859163	Outer Joint	48T	26	29	56	99.5	62.5	O				
All Models	1989.01- 1992.12					821001	Outer Joint		26	29	56	96	62	O				
S10 / S10 BLAZER																		
-	1997- 2005				SUV/Truck/VAN 4WD	808011	Outer Joint		27	34	55.8	127.5	64	O				
STORM																		
1.6 i (67 kW)	1991.04- 1993.12			F	Coupe	821002	Outer Joint		22	21	50	94.5	54	M				
1.6 i (71 kW)	1989.01- 1991.03			F	Coupe	821002	Outer Joint		22	21	50	94.5	54	M				
GM																		
-																		
4.5	1992- 1996				C/H/E Body	806003	Outer Joint		33	32	50	105	62.5	O				
	1992-				E Body	806003	Outer Joint		33	32	50	105	62.5	O				
	1994- 1996				A Body	806003	Outer Joint		33	32	50	105	62.5	O				
ASTRA																		
1.8 8V	1999.01- 2006.12	MT				699026	Inner Joint		22	25	35	57	82.5					
	1999.01- 2006.12	MT				844032	Outer Joint		33	25	52	103.5	61	O				
2.0 16V	1999.01- 2006.12	MT				844032	Outer Joint		33	25	52	103.5	61	O				
2.0 8V	1999.01- 2006.12	MT				699026	Inner Joint		22	25	35	57	82.5					
	1999.01- 2006.12	MT				844032	Outer Joint		33	25	52	103.5	61	O				
CAVALIER																		
-	1990- 1993	MT				821006	Outer Joint		33	32	47.7	109	66	I				
	1990- 1993	MT				621007	Inner Joint		34	25	35	55.5	118					
	1991- 1993	AT				821006	Outer Joint		33	32	47.7	109	66	I				
	1991- 1998	AT				621006	Inner Joint		34	25	35	58	73					
	1992- 1993	MT				621006	Inner Joint		34	25	35	58	73					
	1994-	AT				621007	Inner Joint		34	25	35	55.5	118					
	1994-					821017	Outer Joint	48T	33	32	47.7	109	66	I				
	1995- 1998	MT				621007	Inner Joint		34	25	35	55.5	118					
	1995- 1998	AT				821017	Outer Joint	48T	33	32	47.7	109	66	I				
	1995- 1998	MT				821017	Outer Joint	48T	33	32	47.7	109	66	I				
CAVALIER / CAVALIER Z-24																		
-	1994-	MT				621006	Inner Joint		34	25	35	58	73					
	1994-	MT				821017	Outer Joint	48T	33	32	47.7	109	66	I				
CAVALIER Z-24																		
-	1995- 1998	MT				621007	Inner Joint		34	25	35	55.5	118					
	1995- 1998	MT				821017	Outer Joint	48T	33	32	47.7	109	66	I				
CELEBRITY																		
-	1982- 1984	MT				821011	Outer Joint		33	23	47.7	109	66	I				
	1982- 1985	AT				821011	Outer Joint		33	23	47.7	109	66	I				
CELEBRITY / CENTURY / CENTURY SS																		
-	1986- 1988	AT				621009	Inner Joint		34	24	35	52	78					
	1986- 1988	AT				821003	Outer Joint		33	24	47.7	109	66	I				
CELEBRITY / CENTURY SS																		
-	1983- 1985	AT				621009	Inner Joint		34	24	35	52	78					
	1983- 1985	AT				821003	Outer Joint		33	24	47.7	109	66	I				
CELTA																		
1.0	2000.06- 2006.12	MT				699023	Inner Joint		22	28	34.95	57.5	72.5					
	2000.06- 2006.12	MT				821025	Outer Joint		22	28	52	90	54	O				





	 YEAR	TRANSM	L/R	F/R	REMARKS	GSP Ref.	 PRODUCT	 ABS	Technical Specifications									
									A	B	C	H	L	P				
GM CELTA																		
1.0 VHC	2000.06- 2006.12	MT				699023	Inner Joint		22	28	34.95	57.5	72.5					
	2000.06- 2006.12	MT				821025	Outer Joint		22	28	52	90	54	O				
1.4	2000.06- 2006.12	MT				699023	Inner Joint		22	28	34.95	57.5	72.5					
	2000.06- 2006.12	MT				821025	Outer Joint		22	28	52	90	54	O				
CENTURY																		
-	1994- 1997	AT				821010	Outer Joint		33	32	50	105	61	I				
CENTURY / CUTLASS																		
-	1990-	AT				821006	Outer Joint		33	32	47.7	109	66	I				
	1990-	MT				821006	Outer Joint		33	32	47.7	109	66	I				
	1990-	AT				621007	Inner Joint		34	25	35	55.5	118					
	1990-	MT				621007	Inner Joint		34	25	35	55.5	118					
	1990-	AT				621006	Inner Joint		34	25	35	58	73					
CENTURY / CUTLASS / CUTLASS EUROSPO																		
-	1994- 1997	AT				621007	Inner Joint		34	25	35	55.5	118					
CENTURY / CUTLASS EUROSPO																		
-	1991- 1993	AT				621007	Inner Joint		34	25	35	55.5	118					
	1991- 1997	AT				621006	Inner Joint		34	25	35	58	73					
CENTURY SS																		
-	1983- 1985	AT				821011	Outer Joint		33	23	47.7	109	66	I				
CHEVY / MONZA																		
-	1996- 2003	MT/AT				699027	Inner Joint		22	28	35	57.5	93					
	1996- 2003	MT/AT				844031	Outer Joint		22	28	52	95.5	57.5	I				
CITATION																		
-	1982- 1984	MT				821011	Outer Joint		33	23	47.7	109	66	I				
	1982- 1985	AT				821011	Outer Joint		33	23	47.7	109	66	I				
CITATION / CELEBRITY																		
-	1982- 1985	AT				621009	Inner Joint		34	24	35	52	78					
	1982- 1983	MT				699108	Inner Joint		23	24	35.4	171	109					
	1982- 1983	MT				821003	Outer Joint		33	24	47.7	109	66	I				
	1982- 1985	AT				821003	Outer Joint		33	24	47.7	109	66	I				
CITATION / CELEBRITY / X-11																		
-	1986- 1988	MT				699108	Inner Joint		23	24	35.4	171	109					
	1986- 1988	MT				821003	Outer Joint		33	24	47.7	109	66	I				
CORSA																		
-			L		India	244009	Drive Shaft		22	22	52	90	549					
1.0	1994-	MT				821026	Outer Joint		22	22	52	97.5	55	O				
	1994.01- 2003.12	MT				699023	Inner Joint		22	28	34.95	57.5	72.5					
	1994.01- 2003.12	MT				621014	Inner Joint		22	22	35	57.5	75					
	1994.01- 2003.12	MT				821025	Outer Joint		22	28	52	90	54	O				
	1994.01- 2003.12	MT				821032	Outer Joint		22	22	52	97	50	O				
	1994.01- 2003.12	MT	L			221040	Drive Shaft		22	22	52.1	97	568					
	1994.01- 2003.12	MT	R			244041	Drive Shaft		22	22	52.1	97	917					
1.4	1994-	MT				821026	Outer Joint		22	22	52	97.5	55	O				
	1994.01- 2003.12	MT				699023	Inner Joint		22	28	34.95	57.5	72.5					
	1994.01- 2003.12	MT				621014	Inner Joint		22	22	35	57.5	75					
	1994.01- 2003.12	MT				821025	Outer Joint		22	28	52	90	54	O				
	1994.01- 2003.12	MT				821032	Outer Joint		22	22	52	97	50	O				
	1994.01- 2003.12	MT	L			221040	Drive Shaft		22	22	52.1	97	568					
	1994.01- 2003.12	MT	R			244041	Drive Shaft		22	22	52.1	97	917					
1.6	1994-	MT				821026	Outer Joint		22	22	52	97.5	55	O				
	1994.01- 2003.12	MT				699023	Inner Joint		22	28	34.95	57.5	72.5					
	1994.01- 2003.12	MT				621014	Inner Joint		22	22	35	57.5	75					
	1994.01- 2003.12	MT				821025	Outer Joint		22	28	52	90	54	O				
	1994.01- 2003.12	MT				821032	Outer Joint		22	22	52	97	50	O				
	1994.01- 2003.12	MT	L			221040	Drive Shaft		22	22	52.1	97	568					
	1994.01- 2003.12	MT	R			244041	Drive Shaft		22	22	52.1	97	917					
1.8 8V	2002-		R			244035	Drive Shaft		22	22	52	97.5	929					
	2002-		L			244034	Drive Shaft		22	22	52	97.5	580					
CORSA CLASSIC																		
1.0 VHC	2004.01- 2006.12	MT				699023	Inner Joint		22	28	34.95	57.5	72.5					
	2004.01- 2006.12	MT				621014	Inner Joint		22	22	35	57.5	75					





	 YEAR	TRANSM	L/R	F/R	REMARKS	GSP Ref.	 PRODUCT	 ABS	Technical Specifications						
									A	B	C	H	L	P	
GM															
CORSA CLASSIC															
1.0 VHC	2004.01- 2006.12	MT				821025	Outer Joint		22	28	52	90	54	O	
	2004.01- 2006.12	MT	L			221040	Drive Shaft		22	22	52.1	97	568		
	2004.01- 2006.12	MT	R			244041	Drive Shaft		22	22	52.1	97	917		
1.6	2004.01- 2006.12	MT				699023	Inner Joint		22	28	34.95	57.5	72.5		
	2004.01- 2006.12	MT				621014	Inner Joint		22	22	35	57.5	75		
	2004.01- 2006.12	MT				821025	Outer Joint		22	28	52	90	54	O	
	2004.01- 2006.12	MT	L			221040	Drive Shaft		22	22	52.1	97	568		
	2004.01- 2006.12	MT	R			244041	Drive Shaft		22	22	52.1	97	917		
CORSA NOVO															
1.0	2002.03- 2006.12	MT				699023	Inner Joint		22	28	34.95	57.5	72.5		
	2002.03- 2006.12	MT				821025	Outer Joint		22	28	52	90	54	O	
1.0 8V VHC	2002- 2007	MT				821032	Outer Joint		22	22	52	97	50	O	
1.0 VHC	2002.03- 2006.12	MT				699023	Inner Joint		22	28	34.95	57.5	72.5		
	2002.03- 2006.12	MT				821025	Outer Joint		22	28	52	90	54	O	
CORSA PICK UP															
1.6	1994.01- 2006.12	MT				699023	Inner Joint		22	28	34.95	57.5	72.5		
	1994.01- 2006.12	MT				621014	Inner Joint		22	22	35	57.5	75		
	1994.01- 2006.12	MT				821025	Outer Joint		22	28	52	90	54	O	
	1994.01- 2006.12	MT	L			221040	Drive Shaft		22	22	52.1	97	568		
	1994.01- 2006.12	MT	R			244041	Drive Shaft		22	22	52.1	97	917		
1.6 8V	1995.01- 2003.12	MT				821032	Outer Joint		22	22	52	97	50	O	
CORSA SEDAN															
1.0	1994.01- 2003.12	MT				699023	Inner Joint		22	28	34.95	57.5	72.5		
	1994.01- 2003.12	MT				621014	Inner Joint		22	22	35	57.5	75		
	1994.01- 2003.12	MT				821025	Outer Joint		22	28	52	90	54	O	
	1994.01- 2003.12	MT				821032	Outer Joint		22	22	52	97	50	O	
	1994.01- 2003.12	MT	L			221040	Drive Shaft		22	22	52.1	97	568		
	1994.01- 2003.12	MT	R			244041	Drive Shaft		22	22	52.1	97	917		
1.6	1994.01- 2003.12	MT				699023	Inner Joint		22	28	34.95	57.5	72.5		
	1994.01- 2003.12	MT				621014	Inner Joint		22	22	35	57.5	75		
	1994.01- 2003.12	MT				821025	Outer Joint		22	28	52	90	54	O	
	1994.01- 2003.12	MT				821032	Outer Joint		22	22	52	97	50	O	
	1994.01- 2003.12	MT	L			221040	Drive Shaft		22	22	52.1	97	568		
	1994.01- 2003.12	MT	R			244041	Drive Shaft		22	22	52.1	97	917		
CORSA WAGON															
1.0	1994.01- 2003.12	MT				699023	Inner Joint		22	28	34.95	57.5	72.5		
	1994.01- 2003.12	MT				621014	Inner Joint		22	22	35	57.5	75		
	1994.01- 2003.12	MT				821025	Outer Joint		22	28	52	90	54	O	
	1994.01- 2003.12	MT				821032	Outer Joint		22	22	52	97	50	O	
	1994.01- 2003.12	MT	L			221040	Drive Shaft		22	22	52.1	97	568		
	1994.01- 2003.12	MT	R			244041	Drive Shaft		22	22	52.1	97	917		
1.6	1994.01- 2003.12	MT				699023	Inner Joint		22	28	34.95	57.5	72.5		
	1994.01- 2003.12	MT				621014	Inner Joint		22	22	35	57.5	75		
	1994.01- 2003.12	MT				821025	Outer Joint		22	28	52	90	54	O	
	1994.01- 2003.12	MT				821032	Outer Joint		22	22	52	97	50	O	
	1994.01- 2003.12	MT	L			221040	Drive Shaft		22	22	52.1	97	568		
	1994.01- 2003.12	MT	R			244041	Drive Shaft		22	22	52.1	97	917		
CUTLASS															
-	1994- 1997	AT				821010	Outer Joint		33	32	50	105	61	I	
CUTLASS EUROSPO															
-	1991- 1997	MT				621007	Inner Joint		34	25	35	55.5	118		
	1994- 1997	MT				821010	Outer Joint		33	32	50	105	61	I	
IPANEMA															
1.8	1989.01- 1993.08	MT/AT				621011	Inner Joint		34	25	35	78	64		
	1993.09- 1997.12	MT/AT				621011	Inner Joint		34	25	35	78	64		
KADETT															
1.8	1989.01- 1993.08	MT/AT				621011	Inner Joint		34	25	35	78	64		
	1993.09- 1997.12	MT/AT				621011	Inner Joint		34	25	35	78	64		
MERIVA															
1.8 16V	2002.01- 2006.12	MT				644015	Inner Joint		22	23	35	57.5	82		
	2002.01- 2006.12	MT				844002	Outer Joint	29T	22	23	52	97.5	61	M	
	2002.09- 2006.12	MT				844066	Outer Joint		22	23	52	97.5	61	M	





	 YEAR	TRANSM	L/R	F/R	REMARKS	GSP Ref.	 PRODUCT	 ABS	Technical Specifications									
									A	B	C	H	L	P				
GM																		
MERIVA																		
1.8 8V	2002.01- 2006.12	MT				644015	Inner Joint		22	23	35	57.5	82					
	2002.01- 2006.12	MT				844066	Outer Joint		22	23	52	97.5	61	M				
	2002.09- 2006.12	MT				844002	Outer Joint	29T	22	23	52	97.5	61	M				
MONZA																		
1.6	1982.01- 1993.12	MT				621011	Inner Joint		34	25	35	78	64					
1.8	1982.01- 1993.08	MT				621011	Inner Joint		34	25	35	78	64					
	1992.01- 1996.12	MT				621011	Inner Joint		34	25	35	78	64					
	1993.09- 1996.12	MT				621011	Inner Joint		34	25	35	78	64					
OMEGA																		
2.0	1993.01- 1999.12	MT				699127	Inner Joint			25		26						
2.2	1994.10- 1999.12	MT				699127	Inner Joint			25		26						
PICK UP																		
1.6	1994-	MT				821026	Outer Joint		22	22	52	97.5	55	O				
SPACE VAN																		
2.2	1991.01- 1999.12	MT				899076	Outer Joint		25	27	56.3	110.5	62	I				
SUPREMA																		
2.0	1993.01- 1999.12	MT				699127	Inner Joint			25		26						
2.2	1994.10- 1999.12	MT				699127	Inner Joint			25		26						
VECTRA																		
1.8	1994.01- 1996.12	MT				844069	Outer Joint	29T	33	25	52	109	61	O				
2.0	1994.01- 1996.12	MT				844069	Outer Joint	29T	33	25	52	109	61	O				
	1997.01- 2006.12	MT				821031	Outer Joint		33	25	52	103.5	61	O				
	1997.01- 2006.12	MT				821031	Outer Joint		33	25	52	103.5	61	O				
ZAFIRA																		
2.0 16V	2002.01- 2006.12	MT				844032	Outer Joint		33	25	52	103.5	61	O				
2.0 8V	2002.01- 2006.12	MT				699026	Inner Joint		22	25	35	57	82.5					
	2002.01- 2006.12	MT				844032	Outer Joint		33	25	52	103.5	61	O				
GMC																		
ENVOY / ENVOY XL																		
-	1997- 2001				4WD	608009	Inner Joint		26	34	40	55	85					
	1998- 2005				SUV/Truck/VAN 4WD	808011	Outer Joint		27	34	55.8	127.5	64	O				
	1998- 2004					608008	Inner Joint		26	34	40	92	98					
JIMMY / K1500 / K2500 / K3500																		
-	1988- 1997					808009	Outer Joint		33	29	80	112	88.5	O				
	1992- 1994				4WD Suv/Truck/Van	821022	Outer Joint	55T	33	29	80	112	88.5	O				
	1998- 2000				4WD SUV/Truck/VAN	839029	Outer Joint		33	41	80	112	88.5	O				
S15 / JIMMY / SONOMA / PICK UP																		
All Models	1985.01- 1990.12					808005	Outer Joint		27	34	56	109	63	O				
S15 / JIMMY / SONOMA / SYCLONE / TYPHOON																		
-	1997- 2005				SUV/Truck/VAN 4WD	808011	Outer Joint		27	34	55.8	127.5	64	O				
	1997- 2004					608008	Inner Joint		26	34	40	92	98					
	1997- 2004				4WD	608009	Inner Joint		26	34	40	55	85					
SAFARI																		
-	1990- 1996				VAN M-Body 4WD	808006	Outer Joint		33	35	77	112.5	73.5	O				
	1997- 2000				VAN M-Body 4WD	808006	Outer Joint		33	35	77	112.5	73.5	O				
	1997- 2000				VAN M-Body 4WD	821019	Outer Joint	55T	33	35	77	112.5	73.5	O				
SIERRA PICK UP																		
-	2001- 2005				4WD SUV/Truck/VAN	839029	Outer Joint		33	41	80	112	88.5	O				
SUBURBAN / YUKON XL																		
-	1988- 1997					808009	Outer Joint		33	29	80	112	88.5	O				
	1992- 1994				4WD Suv/Truck/Van	821022	Outer Joint	55T	33	29	80	112	88.5	O				
	1998- 2005				4WD SUV/Truck/VAN	839029	Outer Joint		33	41	80	112	88.5	O				
HOLDEN																		
APOLLO																		
-	1990.01- 1993.04	MT/AT	R		JK	259032	Drive Shaft		26	20	56	95.5	913.5					
	1993.01- 1997.12	MT/AT	L		4 Cyl JM JP	222005	Drive Shaft	48T	26	20	56	99.5	676.5					
	1993.01- 1997.12	MT/AT	R		4 Cyl JM JP	222006	Drive Shaft	48T	26	20	56	99.5	940					
ASTRA																		
1.8/2.6	1998.01- 2002.11	MT/AT				822004	Outer Joint		33	25	52	109	61	M				





	 YEAR	TRANSM	L/R	F/R	REMARKS	GSP Ref.	 PRODUCT	 ABS	Technical Specifications										
									A	B	C	H	L	P					
HOLDEN																			
ASTRA TS																			
-	2003-					822005	Outer Joint		33	24	52	104	64	M					
BARINA																			
-	1985.01- 1986.12					657009	Inner Joint		22	19	40	57.5	70						
1.3	1986.01- 1988.12	MT				657009	Inner Joint		22	19	40	57.5	70						
	1989.01- 1994.03	AT	L			257009	Drive Shaft		23	22	49	92	565						
	1989.01- 1994.03	AT	R			257010	Drive Shaft		23	22	49	92	555						
MB ML	1985.01- 1986.12	MT/AT	L			257007	Drive Shaft		23	22	44	89.5	585						
	1985.01- 1986.12	MT/AT	R			257008	Drive Shaft		23	22	44	89.5	567						
ML	1986.01- 1988.12	MT	L			257007	Drive Shaft		23	22	44	89.5	585						
	1986.01- 1988.12	MT	R			257008	Drive Shaft		23	22	44	89.5	567						
COMMODORE																			
-	1997.09-			L/R		299155	Drive Shaft					32	468						
JACKAROO																			
-	1998.01- 2002.11	MT/AT				626003	Inner Joint		17	33	30	517	90.5						
2.6 Petrol/2.8/Diesel Turbo	1988.01- 1992.04	MT/AT				626001	Inner Joint		17	26	30	517	97.5						
	1988.01- 1992.04	MT/AT				626002	Inner Joint		17	26	30	98	98.5						
	1988.01- 1992.04	MT/AT	L			226004	Drive Shaft		17	17	53	144	966						
	1988.01- 1992.04	MT/AT	R			223004	Drive Shaft		17	17	53	144	547						
NOVA																			
-	1989.01-	MT/AT				608015	Inner Joint		23	23	34	61	116						
	1989.01-		L			259035	Drive Shaft		26	23	56	96.5	605						
	1989.01-	MT/AT	R			208017	Drive Shaft		26	23	56	96.5	910						
RODEO																			
2.6 Petrol/2.8 Diesel Turbo	1988.01- 1995.05	MT/AT	R			223004	Drive Shaft		17	17	53	144	547						
	1988.01- 1995.05	MT/AT				626001	Inner Joint		17	26	30	517	97.5						
	1988.01- 1995.05	MT/AT				626002	Inner Joint		17	26	30	98	98.5						
	1988.01- 1995.05	MT/AT	L			226004	Drive Shaft		17	17	53	144	966						
2.8 DT	1995.01- 1997.12	MT/AT	R		TFG6 TFG7 JAFS17HP7	223004	Drive Shaft		17	17	53	144	547						
	1995.01- 1997.12	MT/AT				626001	Inner Joint		17	26	30	517	97.5						
	1995.01- 1997.12	MT/AT				626002	Inner Joint		17	26	30	98	98.5						
	1995.01- 1997.12	MT/AT	L			226004	Drive Shaft		17	17	53	144	966						
HONDA																			
ACCORD																			
-				R		201027	Drive Shaft		26	27	63	79	961						
	1980- 1983					623002	Inner Joint		25	22	35	54.5	90						
	1984- 1989	MT/AT				823043	Outer Joint		26	32	49	79	56	M					
	1984- 1989	AT			SEi	601001	Inner Joint		27	32	40	55.5	97						
	1984- 1989	MT			SEi, Passenger	601001	Inner Joint		27	32	40	55.5	97						
	1986- 1989	AT			B/S	601002	Inner Joint		27	32	40	54	87						
	1990-	MT				601003	Inner Joint		27	32	40	55	97.5						
	1990- 1993	AT				623009	Inner Joint		27	32	40	58.5	97						
	1990- 1993	MT				623009	Inner Joint		27	32	40	58.5	97						
	1994- 1997		L		4 Cyl	201015	Drive Shaft	50T	28	27	60	88	977						
	1994- 1998	AT			4 Cyl	623009	Inner Joint		27	32	40	58.5	97						
	1994- 1998	MT			4 Cyl	623009	Inner Joint		27	32	40	58.5	97						
	1997-	AT	L		4 Cyl	223031	Drive Shaft		28	27	60	88	1005.5						
	1998- 2002	MT/AT	R	F	4 Cyl	223061	Drive Shaft		28	27	60	88	631						
	1998- 2000	MT	L		4 Cyl	201028	Drive Shaft		28	27	60	88	651.5						
	1998.02-	AT	L		4 Cyl	223032	Drive Shaft	50T	28	27	60	88	1005.5						
	2003- 2007	AT				623017	Inner Joint		27	30	40	58.5	97						
	2003- 2007	AT	L			201026	Drive Shaft		26	27	63	79	661						
	2008-					823103	Outer Joint		30	30	68	89	59	M					
2.2	1989.01- 1994.12	AT	L			201003	Drive Shaft		28	27	60	88	958						
	1989.01- 1994.12	MT/AT	R			223084	Drive Shaft		28	27	60	88	600						
	1989.11- 1992.10	MT	L			223008	Drive Shaft		28	27	60	88	597						
2.2 CD	1993.01- 1997.12		L			201006	Drive Shaft		28	27	60	88	982						
	1993.01- 1997.12		R			201004	Drive Shaft		28	27	60	88	618						
3.5	2009.01-	AT				823153	Outer Joint		30	32	68	88.5	59.5	M					
ACCORD (CB1)																			
1.8	1989.01- 1993.09	MT&AT			Engine F18A	823015	Outer Joint		28	32	60	89	60	M					





	 YEAR	TRANSM	L/R	F/R	REMARKS	GSP Ref.	 PRODUCT	 ABS	Technical Specifications										
									A	B	C	H	L	P					
HONDA																			
ACCORD (CB2)																			
1.8 4WS	1989.01- 1993.09	MT&AT			Engine F18A	823015	Outer Joint		28	32	60	89	60	M					
ACCORD (CB3)																			
2.0	1989.01- 1993.09	MT&AT			Engine F20A	823015	Outer Joint		28	32	60	89	60	M					
ACCORD (CB4)																			
2.0 4WS	1989.01- 1993.09	MT&AT			Engine F20A	823015	Outer Joint		28	32	60	89	60	M					
ACCORD (CD3)																			
1.8	1993.09- 1997.09	MT&AT			Engine F18B	823015	Outer Joint		28	32	60	89	60	M					
ACCORD (CD4)																			
2.0	1993.09- 1997.09	AT			Engine F20B	823015	Outer Joint		28	32	60	89	60	M					
ACCORD (CD5)																			
2.2	1993.09- 1997.09	AT			Engine F22B	823015	Outer Joint		28	32	60	89	60	M					
ACCORD (CD6)																			
2.2	1993.09- 1997.09	MT&AT			Engine H22A	823015	Outer Joint		28	32	60	89	60	M					
ACCORD (CD7)																			
2.2	1994.03- 1994.11	AT			Engine F22B	823015	Outer Joint		28	32	60	89	60	M					
ACCORD (CD8)																			
2.2	1994.03- 1994.11	AT			Engine H22A	823015	Outer Joint		28	32	60	89	60	M					
ACCORD (CE1)																			
2.2	1994.03- 1994.11	AT			Engine F22B	823015	Outer Joint		28	32	60	89	60	M					
ACCORD (CF4)																			
2.0	1997.09- 2000.05	5MT/F			Engine F20B DOHC	823029	Outer Joint	50T	28	32	64	89	60	M					
ACCORD (CL)																			
-	2002- 2008					623046	Inner Joint		23	25	55	78	85						
ACCORD (CL1)																			
2.2	2000.06- 2002.10	5MT/F			Engine H22A DOHC	823029	Outer Joint	50T	28	32	64	89	60	M					
ACCORD (CN1)																			
2.2	2003-	MT			Engine N22A1	823146	Outer Joint		28	34	63	88.5	59.5	M					
ACCORD (CU2)																			
2.4	2008.12-	5AT			Engine K24A	823168	Outer Joint		30	30	68	88.5	59.5	M					
ACCORD (SDA)																			
2.0	2003.01-	MT/AT			Engine K20A7	823056	Outer Joint		26	30	63	79	59	M					
2.4	2003.01-	MT/AT			Engine K24A4	823056	Outer Joint		26	30	63	79	59	M					
ACCORD (SJ, SY)																			
1.6 L/EX (59 kW)	1978.01- 1983.09			F	Saloon Engine EG/EL	801002	Outer Joint		24	22	45	78	57	M					
	1978.01- 1983.09			F	Saloon Engine EG/EL	823040	Outer Joint		23	22	45	79.5	57	I					
	1979.01- 1983.09	MT/AT		F	Hatchback Engine EL	823003	Outer Joint		23	22	45	78	55	M					
	1979.01- 1983.09			F	Hatchback Engine EL	801002	Outer Joint		24	22	45	78	57	M					
	1979.01- 1983.09			F	Hatchback Engine EL	823040	Outer Joint		23	22	45	79.5	57	I					
ACCORD I (SC,SJ,SM,SV,SY)																			
1.6 (SM/SV)	1980.01- 1981.12	MT/AT			Engine EP	823004	Outer Joint		24	30	45	79	55	M					
1.6 L/EX (SY) (59 kW)	1981.09- 1983.09	MT			Engine EL	823004	Outer Joint		24	30	45	79	55	M					
1.8 (SM/SC)	1982.01- 1983.10	MT/AT			Engine EK	823004	Outer Joint		24	30	45	79	55	M					
ACCORD II																			
-	1985.01- 1985.12		R	F	USA	223109	Drive Shaft		26	27	49	78.5	604						
	1985.01- 1985.12		L	F	USA	223140	Drive Shaft		26	27	49	78.5	902						
ACCORD II (AC, AD)																			
1.6 EX (65 kW)	1983.09- 1985.10	MT/AT		F	Hatchback Engine EZ	823005	Outer Joint		24	30	47	79	56.5	M					
	1983.09- 1985.10	MT/AT		F	Saloon Engine EZ	823005	Outer Joint		24	30	47	79	56.5	M					
1.8 EX (74 kW)	1983.09- 1985.10	MT/AT		F	Hatchback Engine ET1	801001	Outer Joint		26	32	49	78.5	54.5	M					
	1983.09- 1985.10	MT/AT		F	Saloon Engine ET1	801001	Outer Joint		26	32	49	78.5	54.5	M					
ACCORD III (CA4, CA5)																			
1.6 (65 kW)	1985.11- 1989.12	MT/AT		F	Saloon Engine A16A1	823011	Outer Joint		26	30	49	79	53	M					
	1985.11- 1989.12			F	Saloon Engine A16A1	823012	Outer Joint	100T	26	30	49	78.5	55.5	M					
2.0 EX (75 kW)	1985.11- 1989.12	MT/AT		F	Saloon Engine A20A1	823021	Outer Joint		26	32	49	78.5	56.5	M					
	1985.11- 1989.12	MT/AT		F	Saloon Engine A20A1	823026	Outer Joint	100T	26	32	49	78.5	54.5	M					
	1985.11- 1989.12	MT/AT		F	Saloon Engine A20A1	823071	Outer Joint	50T	26	32	49	78.5	56.5	M					
2.0 EX (76 kW)	1985.11- 1989.12	MT/AT		F	Saloon Engine A20A1	823021	Outer Joint		26	32	49	78.5	56.5	M					
	1985.11- 1989.12	MT/AT		F	Saloon Engine A20A1	823026	Outer Joint	100T	26	32	49	78.5	54.5	M					
	1985.11- 1989.12	MT/AT		F	Saloon Engine A20A1	823071	Outer Joint	50T	26	32	49	78.5	56.5	M					
2.0 EX (78 kW)	1985.11- 1989.05	MT/AT		F	Saloon Engine A20A2	823021	Outer Joint		26	32	49	78.5	56.5	M					
	1985.11- 1989.05	MT/AT		F	Saloon Engine A20A2	823026	Outer Joint	100T	26	32	49	78.5	54.5	M					





	 YEAR	TRANSM	L/R	F/R	REMARKS	GSP Ref.	 PRODUCT	 ABS	Technical Specifications						
									A	B	C	H	L	P	
HONDA															
ACCORD III (CA4, CA5)															
2.0 EX (78 kW)	1985.11- 1989.05	MT/AT		F	Saloon Engine A20A2	823071	Outer Joint	50T	26	32	49	78.5	56.5	M	
2.0 EXi (85 kW)	1986.01- 1989.12	MT/AT		F	Saloon Engine A20A3	823021	Outer Joint		26	32	49	78.5	56.5	M	
	1986.01- 1989.12	MT/AT		F	Saloon Engine A20A3	823026	Outer Joint	100T	26	32	49	78.5	54.5	M	
	1986.01- 1989.12	MT/AT		F	Saloon Engine A20A3	823071	Outer Joint	50T	26	32	49	78.5	56.5	M	
2.0 EXi (90 kW)	1985.11- 1987.12	MT/AT		F	Saloon Engine A20A4	823021	Outer Joint		26	32	49	78.5	56.5	M	
2.0 i 16V (101 kW)	1987.01- 1987.12	MT/AT		F	Saloon Engine B20A2	823016	Outer Joint		26	32	55	78.5	56.5	M	
	1987.01- 1987.12	MT/AT		F	Saloon Engine B20A2	823017	Outer Joint	50T	26	32	55	78.5	56.5	M	
2.0 i 16V (98 kW)	1987.10- 1989.12	MT/AT		F	Saloon Engine B20A8	823016	Outer Joint		26	32	55	78.5	56.5	M	
	1987.10- 1989.12	MT/AT		F	Saloon Engine B20A8	823017	Outer Joint	50T	26	32	55	78.5	56.5	M	
ACCORD III (CA5)															
1.6 (65 kW)	1985.11- 1989.12	MT/AT		F	Estate Engine A16A1	823011	Outer Joint		26	30	49	79	53	M	
2.0 EX (75 kW)	1987.10- 1989.12	MT/AT		F	Estate Engine A20A1	823021	Outer Joint		26	32	49	78.5	56.5	M	
	1987.10- 1989.12	MT/AT		F	Estate Engine A20A1	823026	Outer Joint	100T	26	32	49	78.5	54.5	M	
	1987.10- 1989.12	MT/AT		F	Estate Engine A20A1	823071	Outer Joint	50T	26	32	49	78.5	56.5	M	
2.0 EX (76 kW)	1987.10- 1989.12	MT/AT		F	Estate Engine A20A1	823021	Outer Joint		26	32	49	78.5	56.5	M	
	1987.10- 1989.12	MT/AT		F	Estate Engine A20A1	823026	Outer Joint	100T	26	32	49	78.5	54.5	M	
	1987.10- 1989.12	MT/AT		F	Estate Engine A20A1	823071	Outer Joint	50T	26	32	49	78.5	56.5	M	
2.0 EX (78 kW)	1985.11- 1989.05	MT/AT		F	Estate Engine A20A2	823021	Outer Joint		26	32	49	78.5	56.5	M	
	1985.11- 1989.05	MT/AT		F	Estate Engine A20A2	823026	Outer Joint	100T	26	32	49	78.5	54.5	M	
	1985.11- 1989.05	MT/AT		F	Estate Engine A20A2	823071	Outer Joint	50T	26	32	49	78.5	56.5	M	
2.0 EXi (85 kW)	1987.10- 1989.12	MT/AT		F	Estate Engine A20A3	823021	Outer Joint		26	32	49	78.5	56.5	M	
	1987.10- 1989.12	MT/AT		F	Estate Engine A20A3	823026	Outer Joint	100T	26	32	49	78.5	54.5	M	
	1987.10- 1989.12	MT/AT		F	Estate Engine A20A3	823071	Outer Joint	50T	26	32	49	78.5	56.5	M	
2.0 EXi (90 kW)	1985.11- 1987.12	MT/AT		F	Estate Engine A20A4	823021	Outer Joint		26	32	49	78.5	56.5	M	
ACCORD IV (CB)															
2.0 16V (66 kW)	1990.01- 1993.03	MT/AT		F	Saloon Engine F20A6	823013	Outer Joint		28	32	60	88	59	M	
	1990.01- 1993.03	MT/AT		F	Saloon Engine F20A6	823014	Outer Joint	50T	28	32	60	88	59	M	
2.0 16V (81 kW)	1990.01- 1993.03	MT/AT		F	Saloon Engine F20A2/F20A3	823013	Outer Joint		28	32	60	88	59	M	
	1990.01- 1993.03	MT/AT		F	Saloon Engine F20A2/F20A3	823014	Outer Joint	50T	28	32	60	88	59	M	
2.0 i 16V (98 kW)	1990.01- 1993.03	MT/AT		F	Saloon Engine F20A4/F20A8	823013	Outer Joint		28	32	60	88	59	M	
	1990.01- 1993.03	MT/AT		F	Saloon Engine F20A4/F20A8	823014	Outer Joint	50T	28	32	60	88	59	M	
	1993.03- 1993.12	MT/AT		F	Estate Engine F20Z3	823013	Outer Joint		28	32	60	88	59	M	
	1993.03- 1993.12	MT/AT		F	Estate Engine F20Z3	823014	Outer Joint	50T	28	32	60	88	59	M	
2.2 i 16V (108 kW)	1991.01- 1993.12	MT/AT		F	Estate Engine F22A8	823013	Outer Joint		28	32	60	88	59	M	
	1991.01- 1993.12	MT/AT		F	Estate Engine F22A8	823014	Outer Joint	50T	28	32	60	88	59	M	
2.2 i 16V (110 kW)	1990.01- 1993.03	MT/AT		F	Saloon Engine F22A3	823013	Outer Joint		28	32	60	88	59	M	
	1990.01- 1993.03	MT/AT		F	Saloon Engine F22A3	823014	Outer Joint	50T	28	32	60	88	59	M	
	1991.01- 1993.12	MT/AT		F	Estate Engine F22A7	823013	Outer Joint		28	32	60	88	59	M	
	1991.01- 1993.12	MT/AT		F	Estate Engine F22A7	823014	Outer Joint	50T	28	32	60	88	59	M	
2.2 i 16V Automatik (108 kW)	1990.01- 1993.03	AT		F	Saloon Engine F22A3	823013	Outer Joint		28	32	60	88	59	M	
	1990.01- 1993.03	AT		F	Saloon Engine F22A3	823014	Outer Joint	50T	28	32	60	88	59	M	
ACCORD IV (CB,CB3,CB7,CB8,CC,CC1,SM4)															
2.5 (CC2)	1992.01- 1995.02	AT			Engine G25A	823028	Outer Joint		28	34	60	89	60	M	
ACCORD IV (CC1)															
2.0 i 16V (98 kW)	1992.01- 1993.09	MT/AT		F	Coupe Engine F20A7	823013	Outer Joint		28	32	60	88	59	M	
	1992.01- 1993.09	MT/AT		F	Coupe Engine F20A7	823014	Outer Joint	50T	28	32	60	88	59	M	
ACCORD V (CC7, CD)															
2.0 i (85 kW)	1993.03- 1996.01	MT/AT		F	Saloon Engine F20Z2	823013	Outer Joint		28	32	60	88	59	M	
	1993.03- 1996.01	MT/AT		F	Saloon Engine F20Z2	823014	Outer Joint	50T	28	32	60	88	59	M	
2.0 i S (96 kW)	1993.03- 1996.01	MT/AT		F	Saloon Engine F20Z1	823013	Outer Joint		28	32	60	88	59	M	
	1993.03- 1996.01	MT/AT		F	Saloon Engine F20Z1	823014	Outer Joint	50T	28	32	60	88	59	M	
ACCORD V (CD7, CD9)															
2.2 i ES (110 kW)	1993.09- 1998.02	MT/AT		F	Coupe Engine F22B5	823013	Outer Joint		28	32	60	88	59	M	
	1993.09- 1998.02	MT/AT		F	Coupe Engine F22B5	823014	Outer Joint	50T	28	32	60	88	59	M	
	1993.09- 1998.02			F	Coupe Engine F22B5	823031	Outer Joint	50T	28	32	60	88	59	M	
ACCORD V (CE)															
2.0 i LS 16V (100 kW)	1993.09- 1998.02	MT/AT		F	Estate Engine F20B3	823013	Outer Joint		28	32	60	88	59	M	
	1993.09- 1998.02	MT/AT		F	Estate Engine F20B3	823014	Outer Joint	50T	28	32	60	88	59	M	
2.2 i ES (110 kW)	1993.09- 1998.02	MT/AT		F	Estate Engine F22B5	823013	Outer Joint		28	32	60	88	59	M	
	1993.09- 1998.02	MT/AT		F	Estate Engine F22B5	823014	Outer Joint	50T	28	32	60	88	59	M	
	1993.09- 1998.02			F	Estate Engine F22B5	823031	Outer Joint	50T	28	32	60	88	59	M	





	 YEAR	TRANSM	L/R	F/R	REMARKS	GSP Ref.	 PRODUCT	 ABS	Technical Specifications						
									A	B	C	H	L	P	
HONDA															
ACCORD VI (CE, CF)															
1.9 i (85 kW)	1996.02- 1998.10	MT/AT		F	Saloon Engine F18A3	851001	Outer Joint	50T	28	32	60	89	61	I	
2.0 i LS (96 kW)	1996.02- 1998.10	MT/AT		F	Saloon Engine F20Z1	851001	Outer Joint	50T	28	32	60	89	61	I	
2.0 TDi (77 kW)	1996.04- 1998.10	MT/AT		F	Saloon Engine 20T2N	851001	Outer Joint	50T	28	32	60	89	61	I	
2.2 i VTEC (110 kW)	1996.02- 1998.10	MT/AT		F	Saloon Engine F22Z2	851001	Outer Joint	50T	28	32	60	89	61	I	
ACCORD VII (CG)															
2.0 i 16V (108 kW)	1998.02- 2003.06			F	Coupe Engine F20B5/F20B7	823118	Outer Joint	50T	28	32	64	88.5	62	M	
	1998.02- 2003.06			F	Coupe Engine F20B5/F20B7	823031	Outer Joint	50T	28	32	60	88	59	M	
3.0 V6 24V (147 kW)	1998.02- 2003.06	4AT		F	Coupe Engine J30A1	823031	Outer Joint	50T	28	32	60	88	59	M	
ACCORD VII (CG, CK)															
1.8 i (100 kW)	1998.10- 2002.12			F	Saloon Engine F18B2	823036	Outer Joint	50T	28	32	64	88.5	60.5	I	
2.0 i (108 kW)	1998.10- 2001.01			F	Saloon Engine F20B6	823036	Outer Joint	50T	28	32	64	88.5	60.5	I	
	1998.10- 2001.01			F	Saloon Engine F20B6	823118	Outer Joint	50T	28	32	64	88.5	62	M	
2.2 Type-R (156 kW)	1999.02- 2002.12			F	Saloon Engine H22A7	823118	Outer Joint	50T	28	32	64	88.5	62	M	
2.3 (113 kW)	2001.01- 2003.06			F	Saloon Engine F23A1/F23Z5	823118	Outer Joint	50T	28	32	64	88.5	62	M	
ACCORD VII (CH)															
1.8 i (100 kW)	1999.12- 2002.12			F	Hatchback Engine F18B2	823036	Outer Joint	50T	28	32	64	88.5	60.5	I	
2.0 (108 kW)	1999.12- 2002.12			F	Hatchback	823118	Outer Joint	50T	28	32	64	88.5	62	M	
2.3 (113 kW)	2000.11- 2002.12			F	Hatchback Engine F23Z5	823118	Outer Joint	50T	28	32	64	88.5	62	M	
ACCORD VII (CL)															
2.0 (114 kW)	2003.02-	MT/AT		F	All-wheel Drive Saloon Engine K20A6	823034	Outer Joint		28	32	63	88.5	59.5	M	
	2003.02-	MT/AT		F	Saloon Engine K20A6	823034	Outer Joint		28	32	63	88.5	59.5	M	
2.2 i-CTDi (103 kW)	2003.09- 2007.09			F	Saloon Engine N22A1	823146	Outer Joint		28	34	63	88.5	59.5	M	
	2003.09- 2007.09		L	F	Saloon Engine N22A1	223026	Drive Shaft		28	29	63	88.5	620		
	2003.09- 2007.09		R	F	Saloon Engine N22A1	223027	Drive Shaft		28	29	63	88.5	557		
2.4 (140 kW)	2003.02-	MT/AT		F	Saloon Engine K24A/K24A3	823034	Outer Joint		28	32	63	88.5	59.5	M	
ACCORD VII TOURER (CM)															
2.2 i-CTDi (103 kW)	2003.09- 2007.09			F	Estate Engine N22A1	823146	Outer Joint		28	34	63	88.5	59.5	M	
	2003.09- 2007.09		L	F	Estate Engine N22A1	223026	Drive Shaft		28	29	63	88.5	620		
	2003.09- 2007.09		R	F	Estate Engine N22A1	223027	Drive Shaft		28	29	63	88.5	557		
ACCORD VIII															
2.0 i (115 kW)	2008.07-	MT		F	Estate Engine R20A3	823145	Outer Joint		30	34	68	88	59.5	M	
	2008.07-	AT		F	Estate Engine R20A3	823135	Outer Joint		30	30	68	89	59	M	
2.2 i-DTEC (110 kW)	2008.07-			F	Estate Engine N22B1	823145	Outer Joint		30	34	68	88	59.5	M	
2.2 i-DTEC (132 kW)	2008.07-			F	Estate Engine N22B2	823145	Outer Joint		30	34	68	88	59.5	M	
2.4 i (148 kW)	2008.07-	MT		F	Estate Engine K24Z3	823145	Outer Joint		30	34	68	88	59.5	M	
ACCORD VIII (CU)															
2.0 i (115 kW)	2008.07-	MT		F	Saloon Engine R20A3	823145	Outer Joint		30	34	68	88	59.5	M	
	2008.07-	AT		F	Saloon Engine R20A3	823135	Outer Joint		30	30	68	89	59	M	
2.2 i-DTEC (110 kW)	2008.07-			F	Saloon Engine N22B1	823145	Outer Joint		30	34	68	88	59.5	M	
2.2 i-DTEC (132 kW)	2008.07-			F	Saloon Engine N22B2	823145	Outer Joint		30	34	68	88	59.5	M	
2.4 i (148 kW)	2008.07-	MT		F	Saloon Engine K24Z3	823145	Outer Joint		30	34	68	88	59.5	M	
ACCORD WAGON (CH9)															
2.3	1998.12- 2002.11	4AT			Engine H23A	823029	Outer Joint	50T	28	32	64	89	60	M	
ACCORD WAGON (CL2)															
2.3 4WD	1997.10- 2002.11	4AT			Engine H23A	823029	Outer Joint	50T	28	32	64	89	60	M	
ASCOT (CB1)															
1.8	1989.09- 1992.04	MT			Engine F18A	823015	Outer Joint		28	32	60	89	60	M	
	1989.09- 1993.10	AT			Engine F18A	823015	Outer Joint		28	32	60	89	60	M	
ASCOT (CB2)															
1.8 4WD	1989.09- 1991.07	MT&AT			Engine F18A	823015	Outer Joint		28	32	60	89	60	M	
ASCOT (CB3)															
2.0	1989.09- 1992.04	MT			Engine F20A	823015	Outer Joint		28	32	60	89	60	M	
	1989.09- 1993.10	AT			Engine F20A	823015	Outer Joint		28	32	60	89	60	M	
ASCOT (CB4)															
2.0 4WS	1989.09- 1991.07	MT			Engine F20A	823015	Outer Joint		28	32	60	89	60	M	
	1989.09- 1993.10	AT			Engine F20A	823015	Outer Joint		28	32	60	89	60	M	
ASCOT (CE4)															
2.0	1993.10- 1997.09	MT/AT			Engine G20A	823015	Outer Joint		28	32	60	89	60	M	
ASCOT (CE5)															
2.5	1993.10- 1997.09	AT			Engine G25A	823015	Outer Joint		28	32	60	89	60	M	





	 YEAR	TRANSM	L/R	F/R	REMARKS	GSP Ref.	 PRODUCT	 ABS	Technical Specifications									
									A	B	C	H	L	P				
HONDA BALLADE																		
1.5	1984.01-	MT/AT			-12.86,Engine EW	823041	Outer Joint		23	30	45	79	56	M				
CITY																		
-			R			823061	Outer Joint		26	22	52	79	56	M				
			R			223014	Drive Shaft		26	25	52	79	899					
			L			823051	Outer Joint		26	22	55	77.5	53	I				
			L			223015	Drive Shaft		26	25	55	77.5	600					
						623018	Inner Joint		25	28	35	58	95.5					
1.2 16V (55 kW)	1986.11-	MT				823018	Outer Joint		23	27	45	79	56	M				
1.5			R			223071	Drive Shaft		26	25	52	79	899					
			L			223070	Drive Shaft		26	25	52	79	612.5					
CIVIC																		
-	1988- 1994					623004	Inner Joint		25	30	35	62	97.5					
	1988- 1994					623005	Inner Joint		25	30	35	54.5	97					
	1990- 1991				4WD Wagon, Passenger	601001	Inner Joint		27	32	40	55.5	97					
	1992- 1995		R			223119	Drive Shaft		26	25	55	78.5	622					
	1992- 1995		L			223120	Drive Shaft		26	25	55	78.5	904.5					
	2001- 2005					823053	Outer Joint		26	23	60	78	61	M				
	2001- 2005					823087	Outer Joint	50T	26	23	60	78	61	M				
	2001- 2005	AT	L			223128	Drive Shaft	50T	26	25	60	78	903					
	2001- 2005	AT	R			223127	Drive Shaft	50T	26	25	60	78	606					
	2001- 2005	AT	L			223087	Drive Shaft	50T	26	25	60	78	905					
	2001.04-	AT	R			201035	Drive Shaft		26	25	60	78	606					
	2001.04-	AT	L			223069	Drive Shaft		26	25	60	78	903					
- 16V	1988- 1990					623008	Inner Joint		25	30	35	54.5	92					
1.3	1980- 1983					823041	Outer Joint		23	30	45	79	56	M				
1.3/1.5	1995-	MT/AT				623020	Inner Joint		25	28	35	54.5	96.5					
	1995-	MT/AT				623021	Inner Joint		25	28	35	61.5	97.5					
1.5	1980- 1983					823041	Outer Joint		23	30	45	79	56	M				
1.6	1995- 2000		R			201025	Drive Shaft	50T	26	25	55	77.5	619.5					
	1995- 2000		L			223051	Drive Shaft	50T	26	25	55	77.5	901.5					
1.6 16V	1997.01- 2000.12	MT/AT				823109	Outer Joint		26	32	55	78	58.5	I				
	1997.01- 2000.12	MT/AT				823108	Outer Joint	50T	26	32	55	78	58.5	I				
1.7			R			223066	Drive Shaft		26	25	60	78	611					
			L			223068	Drive Shaft		26	25	60	78	895.5					
	2000.01- 2002.12	MT/AT			Engine D17	823105	Outer Joint	50T	26	23	60	78.5	59.5	M				
1.8	2002- 2010	MT				823107	Outer Joint		26	24	58	79.5	60.5	M				
	2002- 2010	AT				823110	Outer Joint		26	22	58	78.5	56	M				
	2006-		R			223023	Drive Shaft		26	25	58	78.5	912					
	2006-		L			223022	Drive Shaft		26	25	58	78.5	623					
2.0	2006-		R			623023	Inner Joint		27	30	40	45.5	75					
	2006-		R			223024	Drive Shaft		26	27	63	79	585					
	2006-		L			623017	Inner Joint		27	30	40	58.5	97					
	2006-		L			223025	Drive Shaft		26	27	63	79	620					
CIVIC (AN, AR)																		
1.5 (63 kW)	1983.10- 1987.10	MT/AT		F	Estate Engine EW2	823006	Outer Joint		23	30	49	79.5	56	M				
1.5 4WD (63 kW)	1985.01- 1987.10	MT/AT		F	All-wheel Drive Estate Engine EW2	823021	Outer Joint		26	32	49	78.5	56.5	M				
CIVIC (EG1)																		
1.5	1992.02- 1995.09	MT/AT			Engine D15B	823019	Outer Joint		26	30	55	78.5	56	M				
CIVIC (EG3)																		
1.3	1991.09- 1995.09	MT/AT			Engine D13B	823019	Outer Joint		26	30	55	78.5	56	M				
CIVIC (EG4)																		
1.5	1991.09- 1995.09	MT/AT			Engine D15B	823019	Outer Joint		26	30	55	78.5	56	M				
CIVIC (EG7)																		
1.3	1991.09- 1995.09	MT/AT			Engine D13B	823019	Outer Joint		26	30	55	78.5	56	M				
CIVIC (EG8)																		
1.5	1991.09- 1995.09	MT/AT			Engine D15B	823019	Outer Joint		26	30	55	78.5	56	M				
CIVIC (EG9)																		
1.6	1992.01- 1995.09	MT/AT			Engine B16A	823019	Outer Joint		26	30	55	78.5	56	M				
CIVIC (EJ1)																		
1.6	1993.02- 1996.01	MT/AT			Engine ZC	823019	Outer Joint		26	30	55	78.5	56	M				





	 YEAR	TRANSM	L/R	F/R	REMARKS	GSP Ref.	 PRODUCT	 ABS	Technical Specifications									
									A	B	C	H	L	P				
HONDA CIVIC (EJ3)																		
1.6	1993.09- 1995.09	AT			Engine ZC	823019	Outer Joint		26	30	55	78.5	56	M				
CIVIC (EJ4)																		
1.6	1995.09- 1997.08	MT/AT			Engine D16A	823038	Outer Joint		26	28	55	78	55	M				
CIVIC (EK2)																		
1.3	1995.09- 1996.09	MT/AT			Engine D13B	823038	Outer Joint		26	28	55	78	55	M				
CIVIC (EK3)																		
1.5	1995.09- 1996.09	MT/HMM			Engine D15B	823038	Outer Joint		26	28	55	78	55	M				
	1995.09- 1996.09	MT/CVT				823073	Outer Joint	50T	26	28	55	78.5	56.5	M				
	1995.09- 1996.09	MT/HMM				823073	Outer Joint	50T	26	28	55	78.5	56.5	M				
CIVIC (EK4)																		
1.6	1995.09- 2000.09	MT/AT			Engine B16A	823019	Outer Joint		26	30	55	78.5	56	M				
CIVIC (FD1)																		
1.8	2005.09-	5AT/F			Engine R18A	823155	Outer Joint		26	28	58	78	51.5	M				
	2005.09-	5AT			Engine R18A	823155	Outer Joint		26	28	58	78	51.5	M				
	2005.09-	5MT/F			Engine R18A	823155	Outer Joint		26	28	58	78	51.5	M				
	2005.09-	5MT			Engine R18A	823155	Outer Joint		26	28	58	78	51.5	M				
CIVIC (FD2)																		
2.0	2007.03-	6MT			Engine K20A	823153	Outer Joint		30	32	68	88.5	59.5	M				
CIVIC (SB)																		
1.2 (40 kW)	1972.07- 1977.02			F	Hatchback Engine EB1	823003	Outer Joint		23	22	45	78	55	M				
CIVIC (SF)																		
1.3 (33 kW)	1980.09- 1983.09	MT/AT		F	Saloon Engine EN2	823003	Outer Joint		23	22	45	78	55	M				
1.3 (44 kW)	1980.09- 1983.09	MT/AT		F	Saloon Engine EN1	823003	Outer Joint		23	22	45	78	55	M				
1.3 S (52 kW)	1979.10- 1984.12	MT/AT		F	Saloon Engine EN4	823003	Outer Joint		23	22	45	78	55	M				
CIVIC CRX																		
-	1988- 1991					623010	Inner Joint		25	27	35	54.5	90					
	1988- 1991		L			223045	Drive Shaft		23	25	49	79.5	905					
CIVIC CVCC																		
-	1983-					823041	Outer Joint		23	30	45	79	56	M				
CIVIC DEL SOL																		
-	1994- 1996		L			201022	Drive Shaft		26	27	55	78.5	566.5					
	1994- 1995				VTEC, Passenger	601001	Inner Joint		27	32	40	55.5	97					
1.5	1993-		L			223120	Drive Shaft		26	25	55	78.5	904.5					
	1993-		R			223119	Drive Shaft		26	25	55	78.5	622					
	1994- 1996		L			223120	Drive Shaft		26	25	55	78.5	904.5					
	1994- 1996		R			223119	Drive Shaft		26	25	55	78.5	622					
1.6	1993-		L			223120	Drive Shaft		26	25	55	78.5	904.5					
	1994- 1996		L			223120	Drive Shaft		26	25	55	78.5	904.5					
CIVIC FERIO (EG7)																		
1.3	1991.01- 1995.09	MT/AT			Engine D13B	823019	Outer Joint		26	30	55	78.5	56	M				
CIVIC FERIO (EG8)																		
1.3	1993.09- 1995.09	MT/AT			Engine D15B	823019	Outer Joint		26	30	55	78.5	56	M				
1.5	1991.01- 1995.09	MT/AT			Engine D15B	823019	Outer Joint		26	30	55	78.5	56	M				
CIVIC FERIO (EJ3)																		
1.6	1993.09- 1995.09	MT/AT			Engine ZC	823019	Outer Joint		26	30	55	78.5	56	M				
CIVIC FERIO (EK2)																		
1.3	1995.09- 2000.09	MT/AT			Engine D13B	823038	Outer Joint		26	28	55	78	55	M				
CIVIC FERIO (EK3)																		
1.5	1995.09- 2000.09	MT/HMM			Engine D15B	823038	Outer Joint		26	28	55	78	55	M				
	1995.09- 2000.09	MT/HMM				823073	Outer Joint	50T	26	28	55	78.5	56.5	M				
CIVIC FERIO (EK4)																		
1.6	1995.09- 2000.09	MT/AT			Engine B16A	823019	Outer Joint		26	30	55	78.5	56	M				
CIVIC II (EE)																		
1.4 i 16V (66 kW)	1988.01- 1992.12			F	Estate Engine D14A1	823012	Outer Joint	100T	26	30	49	78.5	55.5	M				
	1988.01- 1992.12		L	F	Estate Engine D14A1	201013	Drive Shaft		26	25	49	79	903					
	1988.01- 1992.12		R	F	Estate Engine D14A1	223030	Drive Shaft		26	25	49	79	599					
1.5 i 16V (69 kW)	1988.01- 1991.11			F	Estate Engine D15B2	823012	Outer Joint	100T	26	30	49	78.5	55.5	M				
	1988.01- 1991.11		L	F	Estate Engine D15B2	201013	Drive Shaft		26	25	49	79	903					
	1988.01- 1991.11		R	F	Estate Engine D15B2	223030	Drive Shaft		26	25	49	79	599					
1.6 i 16V 4WD (80 kW)	1988.01- 1989.12	MT/AT		F	All-wheel Drive Estate Engine D16A6	823021	Outer Joint		26	32	49	78.5	56.5	M				
1.6 i 16V 4WD (81 kW)	1988.01- 1995.02	MT/AT		F	All-wheel Drive Estate Engine D16A6	823021	Outer Joint		26	32	49	78.5	56.5	M				





	 YEAR	TRANSM	L/R	F/R	REMARKS	GSP Ref.	 PRODUCT	 ABS	Technical Specifications									
									A	B	C	H	L	P				
HONDA																		
CIVIC II (SS, SL)																		
1.3 (44 kW)	1979.09- 1983.09	MT/AT		F	Hatchback Engine EN1	823003	Outer Joint		23	22	45	78	55	M				
CIVIC II (WC)																		
1.3 (44 kW)	1979.09- 1983.09	MT/AT		F	Estate Engine EN1	823003	Outer Joint		23	22	45	78	55	M				
CIVIC III (AL, AJ, AG, AH)																		
1.2 (40 kW)	1984.01- 1987.10	MT		F	Hatchback Engine D12B1/ZA2	823042	Outer Joint		23	27	49	79.5	56	M				
	1984.01- 1987.10	MT/AT		F	Hatchback Engine D12B1/ZA2	823006	Outer Joint		23	30	49	79.5	56	M				
1.3 (52 kW)	1983.10- 1987.10	MT		F	Hatchback Engine EV2	823042	Outer Joint		23	27	49	79.5	56	M				
	1983.10- 1987.10	MT/AT		F	Hatchback Engine EV2	823006	Outer Joint		23	30	49	79.5	56	M				
1.5 GL (63 kW)	1983.10- 1987.10	MT		F	Hatchback Engine EW2	823042	Outer Joint		23	27	49	79.5	56	M				
	1983.10- 1987.10	MT/AT		F	Hatchback Engine EW2	823006	Outer Joint		23	30	49	79.5	56	M				
1.5 GT (74 kW)	1985.01- 1987.10	MT/AT		F	Hatchback Engine EW3	823006	Outer Joint		23	30	49	79.5	56	M				
1.5 GTi (66 kW)	1986.03- 1987.10	MT/AT		F	Hatchback Engine EW4	823006	Outer Joint		23	30	49	79.5	56	M				
CIVIC III (AM, AK, AU)																		
1.2 (40 kW)	1985.01- 1987.10	MT/AT		F	Saloon Engine D12B1/ZA2	823006	Outer Joint		23	30	49	79.5	56	M				
1.3 (52 kW)	1983.10- 1987.10	MT		F	Saloon Engine EV2	823042	Outer Joint		23	27	49	79.5	56	M				
	1983.10- 1987.10	MT/AT		F	Saloon Engine EV2	823006	Outer Joint		23	30	49	79.5	56	M				
1.5 GL (63 kW)	1983.10- 1987.10	MT		F	Saloon Engine EW2	823042	Outer Joint		23	27	49	79.5	56	M				
	1983.10- 1987.10	MT/AT		F	Saloon Engine EW2	823006	Outer Joint		23	30	49	79.5	56	M				
1.5 GT (74 kW)	1985.01- 1987.10	MT/AT		F	Saloon Engine EW3	823006	Outer Joint		23	30	49	79.5	56	M				
1.5 GTi (66 kW)	1986.03- 1987.10	MT/AT		F	Saloon Engine EW4	823006	Outer Joint		23	30	49	79.5	56	M				
CIVIC III (EC, ED, EE)																		
1.3 (55 kW)	1987.10- 1989.12	MT/AT		F	Hatchback Engine D13B1	823011	Outer Joint		26	30	49	79	53	M				
	1987.10- 1989.12			F	Hatchback Engine D13B1	823012	Outer Joint	100T	26	30	49	78.5	55.5	M				
	1987.10- 1989.12		L	F	Hatchback Engine D13B1	201013	Drive Shaft		26	25	49	79	903					
	1987.10- 1989.12		R	F	Hatchback Engine D13B1	223030	Drive Shaft		26	25	49	79	599					
1.3 16V CAT (55 kW)	1989.09- 1991.09	MT/AT		F	Hatchback Engine D13B2	823011	Outer Joint		26	30	49	79	53	M				
	1989.09- 1991.09			F	Hatchback Engine D13B2	823086	Outer Joint	50T	26	30	55	78.5	56.5	M				
	1989.09- 1991.09			F	Hatchback Engine D13B2	823012	Outer Joint	100T	26	30	49	78.5	55.5	M				
	1989.09- 1991.09		L	F	Hatchback Engine D13B2	201013	Drive Shaft		26	25	49	79	903					
	1989.09- 1991.09		R	F	Hatchback Engine D13B2	223030	Drive Shaft		26	25	49	79	599					
1.4 (66 kW)	1987.10- 1989.12	MT/AT		F	Hatchback Engine D14A1	823011	Outer Joint		26	30	49	79	53	M				
	1987.10- 1989.12			F	Hatchback Engine D14A1	823012	Outer Joint	100T	26	30	49	78.5	55.5	M				
	1987.10- 1989.12		L	F	Hatchback Engine D14A1	201013	Drive Shaft		26	25	49	79	903					
	1987.10- 1989.12		R	F	Hatchback Engine D14A1	223030	Drive Shaft		26	25	49	79	599					
1.5 (60 kW)	1988.01- 1989.12		L	F	Hatchback Engine D15B1	201013	Drive Shaft		26	25	49	79	903					
	1988.01- 1989.12		R	F	Hatchback Engine D15B1	223030	Drive Shaft		26	25	49	79	599					
1.5 i 16V (66 kW)	1988.10- 1991.09			R	Hatchback Engine D15B2	823020	Outer Joint		26	23	49	78.5	54.5	M				
	1988.10- 1991.09	MT/AT		F	Hatchback Engine D15B2	823011	Outer Joint		26	30	49	79	53	M				
	1988.10- 1991.09			F	Hatchback Engine D15B2	823012	Outer Joint	100T	26	30	49	78.5	55.5	M				
	1988.10- 1991.09		L	F	Hatchback Engine D15B2	201013	Drive Shaft		26	25	49	79	903					
	1988.10- 1991.09		R	F	Hatchback Engine D15B2	223030	Drive Shaft		26	25	49	79	599					
1.5 i 16V (69 kW)	1988.10- 1991.09			F	Hatchback Engine D15B2	823020	Outer Joint		26	23	49	78.5	54.5	M				
	1988.10- 1991.09	MT/AT		F	Hatchback Engine D15B2	823011	Outer Joint		26	30	49	79	53	M				
	1988.10- 1991.09			F	Hatchback Engine D15B2	823012	Outer Joint	100T	26	30	49	78.5	55.5	M				
	1988.10- 1991.09		L	F	Hatchback Engine D15B2	201013	Drive Shaft		26	25	49	79	903					
	1988.10- 1991.09		R	F	Hatchback Engine D15B2	223030	Drive Shaft		26	25	49	79	599					
1.6 i 16V (80 kW)	1987.10- 1991.09	MT/AT		F	Hatchback Engine D16A6	823011	Outer Joint		26	30	49	79	53	M				
	1987.10- 1991.09			F	Hatchback Engine D16A6	823012	Outer Joint	100T	26	30	49	78.5	55.5	M				
	1987.10- 1991.09		L	F	Hatchback Engine D16A6	201013	Drive Shaft		26	25	49	79	903					
	1987.10- 1991.09		R	F	Hatchback Engine D16A6	223030	Drive Shaft		26	25	49	79	599					
1.6 i 16V (81 kW)	1987.10- 1991.09	MT/AT		F	Hatchback Engine D16Z2	823011	Outer Joint		26	30	49	79	53	M				
	1987.10- 1991.09			F	Hatchback Engine D16Z2	823012	Outer Joint	100T	26	30	49	78.5	55.5	M				
	1987.10- 1991.09		L	F	Hatchback Engine D16Z2	201013	Drive Shaft		26	25	49	79	903					
	1987.10- 1991.09		R	F	Hatchback Engine D16Z2	223030	Drive Shaft		26	25	49	79	599					
1.6 i 16V (96 kW)	1987.09- 1991.09	MT/AT		F	Hatchback Engine D16A7/D16A9	823021	Outer Joint		26	32	49	78.5	56.5	M				
	1987.09- 1991.09			F	Hatchback Engine D16A7/D16A9	823012	Outer Joint	100T	26	30	49	78.5	55.5	M				
1.6 i 16V VTEC (110 kW)	1989.10- 1991.09	MT/AT		F	Hatchback Engine B16A1	823021	Outer Joint		26	32	49	78.5	56.5	M				
CIVIC III (ED)																		
1.3 (55 kW)	1987.10- 1989.12		L	F	Saloon Engine D13B1	201013	Drive Shaft		26	25	49	79	903					
	1987.10- 1989.12		R	F	Saloon Engine D13B1	223030	Drive Shaft		26	25	49	79	599					
1.4 (66 kW)	1987.10- 1989.12	MT/AT		F	Saloon Engine D14A1	823011	Outer Joint		26	30	49	79	53	M				
	1987.10- 1989.12			F	Saloon Engine D14A1	823012	Outer Joint	100T	26	30	49	78.5	55.5	M				





	 YEAR	TRANSM	L/R	F/R	REMARKS	GSP Ref.	 PRODUCT	 ABS	Technical Specifications									
									A	B	C	H	L	P				
HONDA CIVIC III (ED)																		
1.4 (66 kW)	1987.10- 1989.12		L	F	Saloon Engine D14A1	201013	Drive Shaft		26	25	49	79	903					
	1987.10- 1989.12		R	F	Saloon Engine D14A1	223030	Drive Shaft		26	25	49	79	599					
1.5 (60 kW)	1988.01- 1989.12		L	F	Saloon Engine D15B1	201013	Drive Shaft		26	25	49	79	903					
	1988.01- 1989.12		R	F	Saloon Engine D15B1	223030	Drive Shaft		26	25	49	79	599					
1.5 i 16V (66 kW)	1987.10- 1991.09			R	Saloon Engine D15B2	823020	Outer Joint		26	23	49	78.5	54.5	M				
	1987.10- 1991.09			F	Saloon Engine D15B2	823012	Outer Joint	100T	26	30	49	78.5	55.5	M				
	1987.10- 1991.09		L	F	Saloon Engine D15B2	201013	Drive Shaft		26	25	49	79	903					
	1987.10- 1991.09		R	F	Saloon Engine D15B2	223030	Drive Shaft		26	25	49	79	599					
1.5 i 16V (69 kW)	1987.10- 1991.09			R	Saloon Engine D15B2	823020	Outer Joint		26	23	49	78.5	54.5	M				
	1987.10- 1991.09	MT/AT		F	Saloon Engine D15B2	823011	Outer Joint		26	30	49	79	53	M				
	1987.10- 1991.09		L	F	Saloon Engine D15B2	201013	Drive Shaft		26	25	49	79	903					
	1987.10- 1991.09		R	F	Saloon Engine D15B2	223030	Drive Shaft		26	25	49	79	599					
1.6 i 16V (80 kW)	1987.11- 1991.09	MT/AT		F	Saloon Engine D16A6	823021	Outer Joint		26	32	49	78.5	56.5	M				
	1987.11- 1991.09			F	Saloon Engine D16A6	823012	Outer Joint	100T	26	30	49	78.5	55.5	M				
	1987.11- 1991.09		L	F	Saloon Engine D16A6	201013	Drive Shaft		26	25	49	79	903					
	1987.11- 1991.09		R	F	Saloon Engine D16A6	223030	Drive Shaft		26	25	49	79	599					
1.6 i 16V (81 kW)	1987.10- 1991.09	MT/AT		F	Saloon Engine D16Z2	823021	Outer Joint		26	32	49	78.5	56.5	M				
	1987.10- 1991.09			F	Saloon Engine D16Z2	823012	Outer Joint	100T	26	30	49	78.5	55.5	M				
	1987.10- 1991.09		L	F	Saloon Engine D16Z2	201013	Drive Shaft		26	25	49	79	903					
	1987.10- 1991.09		R	F	Saloon Engine D16Z2	223030	Drive Shaft		26	25	49	79	599					
1.6 i 16V (96 kW)	1987.09- 1991.09	MT/AT		F	Saloon Engine D16A7	823021	Outer Joint		26	32	49	78.5	56.5	M				
	1987.09- 1991.09			F	Saloon Engine D16A7	823012	Outer Joint	100T	26	30	49	78.5	55.5	M				
	1987.09- 1991.09		L	F	Saloon Engine D16A7	201013	Drive Shaft		26	25	49	79	903					
	1987.09- 1991.09		R	F	Saloon Engine D16A7	223030	Drive Shaft		26	25	49	79	599					
1.6 i 16V 4x4 (80 kW)	1989.10- 1991.09	MT/AT		F	All-wheel Drive Saloon Engine D16A6	823021	Outer Joint		26	32	49	78.5	56.5	M				
	1989.10- 1991.09	MT/AT		F	All-wheel Drive Saloon Engine D16A6	823020	Outer Joint		26	23	49	78.5	54.5	M				
	1989.10- 1991.09		L	F	All-wheel Drive Saloon Engine D16A6	201013	Drive Shaft		26	25	49	79	903					
	1989.10- 1991.09		R	F	All-wheel Drive Saloon Engine D16A6	223030	Drive Shaft		26	25	49	79	599					
CIVIC IV																		
1.4	1991.11- 1996.03	MT/AT	R	F		223135	Drive Shaft		26	25	55	78.5	627					
1.5	1991.11- 1996.03	MT/AT	R	F		223135	Drive Shaft		26	25	55	78.5	627					
1.6 SOHC	1991.11- 1996.03	MT/AT	R	F		223135	Drive Shaft		26	25	55	78.5	627					
CIVIC IV (EG)																		
1.3 16V (55 kW)	1991.10- 1995.11			F	Hatchback Engine D13B2	823023	Outer Joint		26	30	55	78.5	56.5	M				
	1991.10- 1995.11			F	Hatchback Engine D13B2	823096	Outer Joint		26	30	55	79.5	57	I				
	1991.10- 1995.11			F	Hatchback Engine D13B2	823097	Outer Joint	50T	26	30	55	77.5	53	I				
	1991.10- 1995.11			F	Hatchback Engine D13B2	823086	Outer Joint	50T	26	30	55	78.5	56.5	M				
	1991.10- 1995.11	MT/AT		F	Hatchback Engine D13B2	823022	Outer Joint		26	30	55	79	56	M				
	1991.10- 1995.11	MT/AT		F	Hatchback Engine D13B2	823083	Outer Joint	50T	26	30	55	78.5	56	M				
1.5 i 16V (66 kW)	1991.10- 1995.11			F	Hatchback Engine D15B2/D15Z2	823023	Outer Joint		26	30	55	78.5	56.5	M				
	1991.10- 1995.11			F	Hatchback Engine D15B2/D15Z2	823097	Outer Joint	50T	26	30	55	77.5	53	I				
	1991.10- 1995.11			F	Hatchback Engine D15B2/D15Z2	823086	Outer Joint	50T	26	30	55	78.5	56.5	M				
	1991.10- 1995.11	MT/AT		F	Hatchback Engine D15B2/D15Z2	823022	Outer Joint		26	30	55	79	56	M				
	1991.10- 1995.11	MT/AT		F	Hatchback Engine D15B2/D15Z2	823083	Outer Joint	50T	26	30	55	78.5	56	M				
	1991.10- 1995.11			F	Hatchback Engine D15B2/D15Z2	823093	Outer Joint		26	30	55	78	56	I				
1.5 i 16V (69 kW)	1991.10- 1995.11			F	Hatchback Engine D15B2/D15Z1	823023	Outer Joint		26	30	55	78.5	56.5	M				
	1991.10- 1995.11			F	Hatchback Engine D15B2/D15Z1	823096	Outer Joint		26	30	55	79.5	57	I				
	1991.10- 1995.11			F	Hatchback Engine D15B2/D15Z1	823086	Outer Joint	50T	26	30	55	78.5	56.5	M				
	1991.10- 1995.11	MT/AT		F	Hatchback Engine D15B2/D15Z1	823022	Outer Joint		26	30	55	79	56	M				
	1991.10- 1995.11	MT/AT		F	Hatchback Engine D15B2/D15Z1	823083	Outer Joint	50T	26	30	55	78.5	56	M				
	1991.10- 1995.11			F	Hatchback Engine D15B2/D15Z1	823096	Outer Joint		26	30	55	79.5	57	I				
1.6 16V VTEC (92 kW)	1991.10- 1995.11			F	Hatchback Engine D16Z6	823096	Outer Joint		26	30	55	79.5	57	I				
	1991.10- 1995.11			F	Hatchback Engine D16Z6	823097	Outer Joint	50T	26	30	55	77.5	53	I				
	1991.10- 1995.11			F	Hatchback Engine D16Z6	823086	Outer Joint	50T	26	30	55	78.5	56.5	M				
	1991.10- 1995.11			F	Hatchback Engine D16Z6	851021	Outer Joint	50T	26	32	55	78.5	56.5	I				
	1991.10- 1995.11	MT/AT		F	Hatchback Engine D16Z6	823022	Outer Joint		26	30	55	79	56	M				
	1991.10- 1995.11	MT/AT		F	Hatchback Engine D16Z6	823083	Outer Joint	50T	26	30	55	78.5	56	M				
1.6 VTi 16V (118 kW)	1991.10- 1995.11	MT/AT		F	Hatchback Engine B16A2	823016	Outer Joint		26	32	55	78.5	56.5	M				
	1991.10- 1995.11	MT/AT		F	Hatchback Engine B16A2	823017	Outer Joint	50T	26	32	55	78.5	56.5	M				
CIVIC IV (EG, EH)																		
1.5 i 16V (69 kW)	1991.10- 1995.11			F	Saloon Engine D15B2/D15Z1	823023	Outer Joint		26	30	55	78.5	56.5	M				
	1991.10- 1995.11			F	Saloon Engine D15B2/D15Z1	823096	Outer Joint		26	30	55	79.5	57	I				
	1991.10- 1995.11			F	Saloon Engine D15B2/D15Z1	823086	Outer Joint	50T	26	30	55	78.5	56.5	M				





	 YEAR	TRANSM	L/R	F/R	REMARKS	GSP Ref.	 PRODUCT	 ABS	Technical Specifications						
									A	B	C	H	L	P	
HONDA															
CIVIC IV (EG, EH)															
1.5 i 16V (69 kW)	1991.10- 1995.11	MT/AT		F	Saloon Engine D15B2/D15Z1	823022	Outer Joint		26	30	55	79	56	M	
	1991.10- 1995.11	MT/AT		F	Saloon Engine D15B2/D15Z1	823083	Outer Joint	50T	26	30	55	78.5	56	M	
1.6 16V VTEC (92 kW)	1991.10- 1995.11			F	Saloon Engine D16Z6/D16Z7	823096	Outer Joint		26	30	55	79.5	57	I	
	1991.10- 1995.11			F	Saloon Engine D16Z6/D16Z7	823097	Outer Joint	50T	26	30	55	77.5	53	I	
	1991.10- 1995.11			F	Saloon Engine D16Z6/D16Z7	823086	Outer Joint	50T	26	30	55	78.5	56.5	M	
	1991.10- 1995.11	MT/AT		F	Saloon Engine D16Z6/D16Z7	823022	Outer Joint		26	30	55	79	56	M	
1.6 VTi (118 kW)	1991.10- 1995.11	MT/AT		F	Saloon Engine B16A2	823016	Outer Joint		26	32	55	78.5	56.5	M	
	1991.10- 1995.11	MT/AT		F	Saloon Engine B16A2	823017	Outer Joint	50T	26	32	55	78.5	56.5	M	
CIVIC IV (MA, MB)															
1.4 i (55 kW)	1995.09- 2001.02			F	Hatchback Engine D14A5/D14A7/D14Z3	823096	Outer Joint		26	30	55	79.5	57	I	
1.4 i (66 kW)	1994.09- 2001.02			F	Hatchback Engine D14A2	823096	Outer Joint		26	30	55	79.5	57	I	
	1994.09- 2001.02			F	Hatchback Engine D14A2	851021	Outer Joint	50T	26	32	55	78.5	56.5	I	
1.5 16V (84 kW)	1997.01- 2001.02	MT/AT		F	Hatchback Engine D15Z8	823047	Outer Joint		26	28	55	77.5	53	M	
	1997.01- 2001.02			F	Hatchback Engine D15Z8	851021	Outer Joint	50T	26	32	55	78.5	56.5	I	
1.6 16V (85 kW)	1997.01- 2001.02	MT/AT		F	Hatchback Engine D16B2	823047	Outer Joint		26	28	55	77.5	53	M	
	1997.01- 2001.02			F	Hatchback Engine D16B2	851021	Outer Joint	50T	26	32	55	78.5	56.5	I	
1.6 i (83 kW)	1994.09- 1997.01			F	Hatchback Engine D16Y3	851021	Outer Joint	50T	26	32	55	78.5	56.5	I	
1.6 i VTEC (93 kW)	1994.09- 1997.01			F	Hatchback Engine D16Y2	851021	Outer Joint	50T	26	32	55	78.5	56.5	I	
1.6 VTi (118 kW)	1997.01- 2001.02			F	Hatchback Engine B16A2	823096	Outer Joint		26	30	55	79.5	57	I	
	1997.01- 2001.02			F	Hatchback Engine B16A2	823086	Outer Joint	50T	26	30	55	78.5	56.5	M	
2.0 i TD (63 kW)	1997.01- 2001.02			F	Hatchback Engine 20T2R	823002	Outer Joint	43T	26	32	55	78	68.5	I	
CIVIC NACIONAL															
1.6	1997.01- 2000.12	MT/AT				823109	Outer Joint		26	32	55	78	58.5	I	
	1997.01- 2000.12	MT/AT				823108	Outer Joint	50T	26	32	55	78	58.5	I	
CIVIC V															
1.4	1995.03- 2000.12		R	F	Hatchbackback 5 DR	223149	Drive Shaft	50T	26	25	55	78.5	627		
1.5	1995.03- 2000.12		R	F	Hatchbackback 5 DR	223149	Drive Shaft	50T	26	25	55	78.5	627		
1.6	1995.03- 2000.12		R	F	Hatchbackback 5 DR	223149	Drive Shaft	50T	26	25	55	78.5	627		
CIVIC V (EJ, EK)															
1.4 i (55 kW)	1995.11- 2001.02	MT/AT		F	Hatchback Engine D14A3/D14Z1	823063	Outer Joint		26	32	55	78.5	56.5	I	
	1995.11- 2001.02	MT/AT		F	Hatchback Engine D14A3/D14Z1	899225	Outer Joint	50T	26	32	55	78.5	56.5	I	
	1995.11- 2001.02	MT		F	Hatchback Engine D14A3/D14Z1	823047	Outer Joint		26	28	55	77.5	53	M	
	1995.11- 2001.02	MT/AT		F	Hatchback Engine D14A3/D14Z1	823024	Outer Joint	50T	26	28	55	77.5	53	M	
1.4 i (66 kW)	1995.11- 2001.02	MT/AT		F	Saloon Engine D14A4/D14Z2/D14Z4	823063	Outer Joint		26	32	55	78.5	56.5	I	
	1995.11- 2001.02	MT/AT		F	Saloon Engine D14A4/D14Z2/D14Z4	899225	Outer Joint	50T	26	32	55	78.5	56.5	I	
	1995.11- 2001.02	MT/AT		F	Saloon Engine D14A4/D14Z2/D14Z4	823047	Outer Joint		26	28	55	77.5	53	M	
	1995.11- 2001.02		L/R	F	Saloon Engine D14A4/D14Z2/D14Z4	823156	Outer Joint	50T	26	28	55	78	52	M	
	1995.11- 2001.02	MT/AT		F	Saloon Engine D14A4/D14Z2/D14Z4	823024	Outer Joint	50T	26	28	55	77.5	53	M	
1.4 i S (66 kW)	1995.11- 2001.02	MT/AT		F	Hatchback Engine D14A4/D14Z2	823063	Outer Joint		26	32	55	78.5	56.5	I	
	1995.11- 2001.02	MT/AT		F	Hatchback Engine D14A4/D14Z2	899225	Outer Joint	50T	26	32	55	78.5	56.5	I	
	1995.11- 2001.02	MT		F	Hatchback Engine D14A4/D14Z2	823047	Outer Joint		26	28	55	77.5	53	M	
	1995.11- 2001.02		L/R	F	Hatchback Engine D14A4/D14Z2	823156	Outer Joint	50T	26	28	55	78	52	M	
	1995.11- 2001.02	MT/AT		F	Hatchback Engine D14A4/D14Z2	823024	Outer Joint	50T	26	28	55	77.5	53	M	
1.5 i (84 kW)	1995.11- 2001.02	MT/AT		F	Hatchback Engine D15Z6	823063	Outer Joint		26	32	55	78.5	56.5	I	
	1995.11- 2001.02	MT/AT		F	Saloon Engine D15Z6	823063	Outer Joint		26	32	55	78.5	56.5	I	
	1995.11- 2001.02	MT/AT		F	Hatchback Engine D15Z6	899225	Outer Joint	50T	26	32	55	78.5	56.5	I	
	1995.11- 2001.02	MT/AT		F	Saloon Engine D15Z6	899225	Outer Joint	50T	26	32	55	78.5	56.5	I	
	1995.11- 2001.02	MT/AT		F	Hatchback Engine D15Z6	823047	Outer Joint		26	28	55	77.5	53	M	
	1995.11- 2001.02	MT/AT		F	Saloon Engine D15Z6	823047	Outer Joint		26	28	55	77.5	53	M	
	1995.11- 2001.02		L/R	F	Hatchback Engine D15Z6	823156	Outer Joint	50T	26	28	55	78	52	M	
	1995.11- 2001.02		L/R	F	Saloon Engine D15Z6	823156	Outer Joint	50T	26	28	55	78	52	M	
	1995.11- 2001.02	MT/AT		F	Hatchback Engine D15Z6	823024	Outer Joint	50T	26	28	55	77.5	53	M	
	1995.11- 2001.02	MT/AT		F	Saloon Engine D15Z6	823024	Outer Joint	50T	26	28	55	77.5	53	M	
1.6 i VTEC (92 kW)	1995.11- 2001.02	MT/AT		F	Saloon Engine D16Y6/D16Y8	823159	Outer Joint	50T	26	32	55	78.1	55	M	
1.6 VTi (118 kW)	1995.11- 2001.02	MT/AT		F	Hatchback Engine B16A2	823023	Outer Joint		26	30	55	78.5	56.5	M	
	1995.11- 2001.02	MT/AT		F	Saloon Engine B16A2	823023	Outer Joint		26	30	55	78.5	56.5	M	
	1995.11- 2001.02			F	Hatchback Engine B16A2	823096	Outer Joint		26	30	55	79.5	57	I	
	1995.11- 2001.02			F	Saloon Engine B16A2	823096	Outer Joint		26	30	55	79.5	57	I	
	1995.11- 2001.02			F	Hatchback Engine B16A2	823086	Outer Joint	50T	26	30	55	78.5	56.5	M	
	1995.11- 2001.02			F	Saloon Engine B16A2	823086	Outer Joint	50T	26	30	55	78.5	56.5	M	





	 YEAR	TRANSM	L/R	F/R	REMARKS	GSP Ref.	 PRODUCT	 ABS	Technical Specifications								
									A	B	C	H	L	P			
HONDA																	
CIVIC V (MB, MC)																	
1.4 16V (55 kW)	1998.04- 2001.02	MT/AT		F	Estate Engine D14A7	823047	Outer Joint		26	28	55	77.5	53	M			
	1998.04- 2001.02			F	Estate Engine D14A7	851021	Outer Joint	50T	26	32	55	78.5	56.5	I			
	1998.04- 2001.02			F	Estate Engine D14A7	899210	Outer Joint		26	32	55	78.5	56.5	I			
1.4 16V (66 kW)	1998.04- 2001.02	MT/AT		F	Estate Engine D14A8	823047	Outer Joint		26	28	55	77.5	53	M			
	1998.04- 2001.02			F	Estate Engine D14A8	851021	Outer Joint	50T	26	32	55	78.5	56.5	I			
	1998.04- 2001.02			F	Estate Engine D14A8	899210	Outer Joint		26	32	55	78.5	56.5	I			
1.5 16V (84 kW)	1998.04- 2001.02	MT/AT		F	Estate Engine D15Z8	823063	Outer Joint		26	32	55	78.5	56.5	I			
	1998.04- 2001.02	MT/AT		F	Estate Engine D15Z8	823047	Outer Joint		26	28	55	77.5	53	M			
	1998.04- 2001.02			F	Estate Engine D15Z8	851021	Outer Joint	50T	26	32	55	78.5	56.5	I			
1.6 16V (85 kW)	1998.04- 2001.02	MT/AT		F	Estate Engine D16B2	823047	Outer Joint		26	28	55	77.5	53	M			
	1998.04- 2001.02			F	Estate Engine D16B2	851021	Outer Joint	50T	26	32	55	78.5	56.5	I			
2.0 i D (77 kW)	1998.04- 2001.02	MT		F	Estate Engine 20T2N	823002	Outer Joint	43T	26	32	55	78	68.5	I			
CIVIC VII (EM2)																	
1.6 i (81 kW)	2001.02- 2005.12	MT	L	F	Coupe Engine D16V1	223089	Drive Shaft	50T	26	25	60	78	895				
	2001.02- 2005.12	MT	R	F	Coupe Engine D16V1	223097	Drive Shaft	50T	26	25	60	78	610				
	2001.02- 2005.12	MT/AT		F	Coupe Engine D16V1	823039	Outer Joint	50T	26	28	60	77.5	53	M			
1.7 i (88 kW)	2001.05- 2005.12	MT	L	F	Coupe Engine D17A8	223089	Drive Shaft	50T	26	25	60	78	895				
	2001.05- 2005.12	MT	R	F	Coupe Engine D17A8	223097	Drive Shaft	50T	26	25	60	78	610				
1.7 i VTEC (92 kW)	2001.05- 2005.12	MT	L	F	Coupe Engine D17A5/D17A9	223089	Drive Shaft	50T	26	25	60	78	895				
CIVIC VII (ES)																	
1.6 (81 kW)	2001.02- 2005.09			F	Saloon Engine D16V1	823039	Outer Joint	50T	26	28	60	77.5	53	M			
CIVIC VII (EU, EP, EV)																	
1.4 iS (66 kW)	2001.02- 2005.09	MT/AT		F	Hatchback Engine D14Z5/D14Z6	823095	Outer Joint	50T	26	22	60	79	56	M			
1.6 i (81 kW)	2001.02- 2005.09	MT/AT		F	Hatchback Engine D16V1	823039	Outer Joint	50T	26	28	60	77.5	53	M			
1.7 CTDi (74 kW)	2002.01- 2005.09			F	Hatchback Engine 4EE-2	823001	Outer Joint	50T	26	32	60	79	62.5	I			
2.0 i Sport (118 kW)	2001.09- 2005.09			F	Hatchback Engine K20A3	823095	Outer Joint	50T	26	22	60	79	56	M			
2.0 Type-R (147 kW)	2001.09- 2005.09		L/R	F	Hatchback Engine K20A2	823139	Outer Joint	50T	28	32	64	88	58.5	M			
CIVIC VIII (FN, FK)																	
1.4 (61 kW)	2005.09- 2007.02			F	Hatchback Engine L13A7	823125	Outer Joint		26	30	58	79	59	M			
1.4 (73 kW)	2008.10-			F	Hatchback Engine L13Z1	823125	Outer Joint		26	30	58	79	59	M			
1.8 (103 kW)	2005.09- 2008.01			F	Hatchback Engine R18A2	823125	Outer Joint		26	30	58	79	59	M			
CIVICK IV (EJ)																	
1.5 i LSi (74 kW)	1993.08- 1995.11			F	Coupe Engine D15B7	823023	Outer Joint		26	30	55	78.5	56.5	M			
	1993.08- 1995.11			F	Coupe Engine D15B7	823096	Outer Joint		26	30	55	79.5	57	I			
	1993.08- 1995.11			F	Coupe Engine D15B7	823086	Outer Joint	50T	26	30	55	78.5	56.5	M			
	1993.08- 1995.11	MT/AT		F	Coupe Engine D15B7	823022	Outer Joint		26	30	55	79	56	M			
	1993.08- 1995.11	MT/AT		F	Coupe Engine D15B7	823083	Outer Joint	50T	26	30	55	78.5	56	M			
1.6 i (77 kW)	1994.01- 1995.11			F	Coupe Engine D16Y7	823096	Outer Joint		26	30	55	79.5	57	I			
	1994.01- 1995.11	MT/AT		F	Coupe Engine D16Y7	823023	Outer Joint		26	30	55	78.5	56.5	M			
1.6 i VTEC (118 kW)	1994.01- 1995.11			F	Coupe Engine B16A2	823023	Outer Joint		26	30	55	78.5	56.5	M			
	1994.01- 1995.11	MT/AT		F	Coupe Engine B16A2	823016	Outer Joint		26	32	55	78.5	56.5	M			
	1994.01- 1995.11	MT/AT		F	Coupe Engine B16A2	823017	Outer Joint	50T	26	32	55	78.5	56.5	M			
	1994.01- 1995.11			F	Coupe Engine B16A2	823096	Outer Joint		26	30	55	79.5	57	I			
1.6 i VTEC (92 kW)	1994.01- 1996.03			F	Coupe Engine D16Y6/D16Z9	823096	Outer Joint		26	30	55	79.5	57	I			
	1994.01- 1996.03	MT/AT		F	Coupe Engine D16Y6/D16Z9	823022	Outer Joint		26	30	55	79	56	M			
	1994.01- 1996.03	MT/AT		F	Coupe Engine D16Y6/D16Z9	823083	Outer Joint	50T	26	30	55	78.5	56	M			
CONCERTO (HW)																	
1.4 (66 kW)	1989.08- 1991.10	MT/AT		F	Hatchback Engine D14A1/D14A8	823010	Outer Joint		26	22	49	78.8	55	I			
	1989.08- 1991.10	MT/AT	L	F	Hatchback Engine D14A1/D14A8	251001	Drive Shaft		26	22	49	78.8	642				
	1989.08- 1991.10	MT/AT	R	F	Hatchback Engine D14A1/D14A8	251010	Drive Shaft		26	22	49	78.8	877				
	1989.08- 1991.10	MT/AT	L	F	Hatchback Engine D14A1/D14A8	251023	Drive Shaft	27T	26	22	49	78.8	642				
1.5 i 16V (66 kW)	1989.08- 1995.03	MT/AT		F	Hatchback Engine D15B2	823010	Outer Joint		26	22	49	78.8	55	I			
1.6 16V (78 kW)	1989.08- 1995.03	MT/AT		F	Hatchback Engine D16Z2	823010	Outer Joint		26	22	49	78.8	55	I			
1.6 i 16V (82 kW)	1989.08- 1995.03	MT/AT	L	F	Hatchback Engine D16Z2	223122	Drive Shaft		26	27	49	78.8	608				
	1989.08- 1995.03	MT/AT	R	F	Hatchback Engine D16Z2	223078	Drive Shaft		26	27	49	78.8	606				
	1989.08- 1995.03	MT/AT		F	Hatchback Engine D16Z2	823007	Outer Joint		26	23	49	78.8	55	I			
	1989.08- 1995.03	MT/AT		F	Hatchback Engine D16Z2	823008	Outer Joint	50T	26	23	49	78.8	55	I			
	1989.08- 1995.03	MT/AT	L	F	Hatchback Engine D16Z2	201020	Drive Shaft	50T	26	27	49	78.8	608				
	1989.08- 1995.03	MT/AT	R	F	Hatchback Engine D16Z2	223040	Drive Shaft	50T	26	27	49	78.8	606				
1.6 i 16V (90 kW)	1989.08- 1995.03	MT/AT	L	F	Hatchback Engine D16A8	223122	Drive Shaft		26	27	49	78.8	608				
	1989.08- 1995.03	MT/AT	R	F	Hatchback Engine D16A8	223078	Drive Shaft		26	27	49	78.8	606				
	1989.08- 1995.03	MT/AT		F	Hatchback Engine D16A8	823007	Outer Joint		26	23	49	78.8	55	I			





	 YEAR	TRANSM	L/R	F/R	REMARKS	GSP Ref.	 PRODUCT	 ABS	Technical Specifications								
									A	B	C	H	L	P			
HONDA CONCERTO (HW)																	
1.6 i 16V (90 kW)	1989.08- 1995.03	MT/AT		F	Hatchback Engine D16A8	823008	Outer Joint	50T	26	23	49	78.8	55	I			
	1989.08- 1995.03	MT/AT	L	F	Hatchback Engine D16A8	201020	Drive Shaft	50T	26	27	49	78.8	608				
	1989.08- 1995.03	MT/AT	R	F	Hatchback Engine D16A8	223040	Drive Shaft	50T	26	27	49	78.8	606				
CONCERTO (HWW)																	
1.4 (66 kW)	1989.08- 1991.10	MT/AT		F	Saloon Engine D14A1/D14A8	823010	Outer Joint		26	22	49	78.8	55	I			
1.5 i 16V (66 kW)	1989.08- 1995.05	MT/AT		F	Saloon Engine D15B2	823010	Outer Joint		26	22	49	78.8	55	I			
1.6 16V (78 kW)	1989.08- 1995.03	MT/AT		F	Saloon Engine D16Z2	823010	Outer Joint		26	22	49	78.8	55	I			
1.6 i 16V (82 kW)	1989.08- 1995.03	MT/AT	L	F	Saloon Engine D16Z2	223122	Drive Shaft		26	27	49	78.8	608				
	1989.08- 1995.03	MT/AT	R	F	Saloon Engine D16Z2	223078	Drive Shaft		26	27	49	78.8	606				
	1989.08- 1995.03	MT/AT		F	Saloon Engine D16Z2	823007	Outer Joint		26	23	49	78.8	55	I			
	1989.08- 1995.03	MT/AT		F	Saloon Engine D16Z2	823008	Outer Joint	50T	26	23	49	78.8	55	I			
	1989.08- 1995.03	MT/AT	L	F	Saloon Engine D16Z2	201020	Drive Shaft	50T	26	27	49	78.8	608				
	1989.08- 1995.03	MT/AT	R	F	Saloon Engine D16Z2	223040	Drive Shaft	50T	26	27	49	78.8	606				
1.6 i 16V (90 kW)	1989.08- 1995.03	MT/AT	L	F	Saloon Engine D16A8	223122	Drive Shaft		26	27	49	78.8	608				
	1989.08- 1995.03	MT/AT	R	F	Saloon Engine D16A8	223078	Drive Shaft		26	27	49	78.8	606				
	1989.08- 1995.03	MT/AT		F	Saloon Engine D16A8	823007	Outer Joint		26	23	49	78.8	55	I			
	1989.08- 1995.03	MT/AT		F	Saloon Engine D16A8	823008	Outer Joint	50T	26	23	49	78.8	55	I			
	1989.08- 1995.03	MT/AT	L	F	Saloon Engine D16A8	201020	Drive Shaft	50T	26	27	49	78.8	608				
	1989.08- 1995.03	MT/AT	R	F	Saloon Engine D16A8	223040	Drive Shaft	50T	26	27	49	78.8	606				
CR-V																	
-	1997- 1998		L		Truck	223124	Drive Shaft		28	27	64	88.5	601.7				
	1998- 2001	AT			4WD SUV/Truck/VAN	601001	Inner Joint		27	32	40	55.5	97				
2.0	2007-					823124	Outer Joint		30	32	68	88	59.5	M			
CR-V (RD1)																	
2.0 4WD	1997.09- 1998.12	5MT			Engine B20B	823029	Outer Joint	50T	28	32	64	89	60	M			
	1998.12- 2001.09	4AT			Engine B20B	899248	Outer Joint	50T	26	32	60	78	56	M			
CR-V (RD2)																	
2.0	2000.05-	4AT			Engine B20B	899248	Outer Joint	50T	26	32	60	78	56	M			
CR-V (RD4)																	
2.0	2001.09-	4AT			Engine K20A	823034	Outer Joint		28	32	63	88.5	59.5	M			
CR-V (RD4, RD5, RD6, RD7, RD9)																	
-	2001- 2006					623046	Inner Joint		23	25	55	78	85				
CR-V (RD5)																	
2.0	2001.09-	MT/AT		F		623013	Inner Joint		27	32	40	45.5	75				
	2001.09-	MT/AT		F		623009	Inner Joint		27	32	40	58.5	97				
	2001.09-	MT/AT	L	F	Engine K20A	223011	Drive Shaft		28	27	63	88.5	663				
	2001.09-	MT/AT	R		Engine K20A	223074	Drive Shaft		28	27	63	88.5	618				
2.0 4WD	2001.09-	MT/AT			Engine K20A	823034	Outer Joint		28	32	63	88.5	59.5	M			
CR-V (RE3)																	
2.4	2006.10-	5AT/I			Engine K24A	823153	Outer Joint		30	32	68	88.5	59.5	M			
CR-V (RE4)																	
2.4 4WD	2006.10-	5AT/I			Engine K24A	823153	Outer Joint		30	32	68	88.5	59.5	M			
CR-V I (RD)																	
2.0 (98 kW)	1999.04- 2002.02				All-wheel Drive Closed Off-Road Vehicle Engine B20Z1	823080	Outer Joint	50T	28	32	64	88.5	62	M			
2.0 16V (108 kW)	1999.01- 2002.02				All-wheel Drive Closed Off-Road Vehicle Engine B20Z1	823080	Outer Joint	50T	28	32	64	88.5	62	M			
	1999.01- 2002.02				All-wheel Drive Closed Off-Road Vehicle Engine B20Z1	823096	Outer Joint		26	30	55	79.5	57	I			
	1999.01- 2002.02				All-wheel Drive Closed Off-Road Vehicle Engine B20Z1	801006	Outer Joint		28	32	64	88.5	62	M			
2.0 16V (94 kW)	1995.10- 1999.01	MT/AT			All-wheel Drive Closed Off-Road Vehicle Engine B20B	823080	Outer Joint	50T	28	32	64	88.5	62	M			
	1995.10- 1999.01	MT/AT			All-wheel Drive Closed Off-Road Vehicle Engine B20B	823096	Outer Joint		26	30	55	79.5	57	I			
	1995.10- 1999.01		L/R		All-wheel Drive Closed Off-Road Vehicle Engine B20B	823139	Outer Joint	50T	28	32	64	88	58.5	M			
	1995.10- 1999.01	MT/AT			All-wheel Drive Closed Off-Road Vehicle Engine B20B	801006	Outer Joint		28	32	64	88.5	62	M			
CR-V II (RD_)																	
2.0 (110 kW)	2002.07- 2006.09				All-wheel Drive Closed Off-Road Vehicle Engine K20A4	899159	Outer Joint		28	32	60	87	61	M			
CR-V III (RE)																	
2.0 i 4WD (110 kW)	2007.01-				All-wheel Drive Closed Off-Road Vehicle Engine R20A2	823124	Outer Joint		30	32	68	88	59.5	M			
2.2 i-DTEC 4WD (110 kW)	2007.01-				All-wheel Drive Closed Off-Road Vehicle Engine N22B3	823145	Outer Joint		30	34	68	88	59.5	M			
	2007.01-				All-wheel Drive Closed Off-Road Vehicle Engine N22B3	823160	Outer Joint		28	20	55	91	52.5	M			
CRX																	
-	1988- 1991				DX SI	623004	Inner Joint		25	30	35	62	97.5				
	1988- 1991				DX SI	623005	Inner Joint		25	30	35	54.5	97				





	 YEAR	TRANSM	L/R	F/R	REMARKS	GSP Ref.	 PRODUCT	 ABS	Technical Specifications									
									A	B	C	H	L	P				
HONDA																		
CRX (AF, AS)																		
1.6 i 16V (92 kW)	1986.03- 1987.10	MT/AT		F	Coupe Engine ZC1	823021	Outer Joint		26	32	49	78.5	56.5	M				
CRX II (ED, EE)																		
1.6 i 16V (91 kW)	1987.10- 1992.02	MT/AT		F	Coupe Engine D16Z5	823021	Outer Joint		26	32	49	78.5	56.5	M				
1.6 i 16V (96 kW)	1987.10- 1989.12	MT/AT		F	Coupe Engine D16A8/D16A9	823021	Outer Joint		26	32	49	78.5	56.5	M				
1.6 i 16V VTEC (110 kW)	1989.10- 1992.02	MT		F	Coupe Engine B16A1	823021	Outer Joint		26	32	49	78.5	56.5	M				
CRX III (EH, EG)																		
1.6 ESi (92 kW)	1992.03- 1998.12	MT/AT		F	Targa Engine D16Y8/D16Z6	823016	Outer Joint		26	32	55	78.5	56.5	M				
	1992.03- 1998.12	MT/AT		F	Targa Engine D16Y8/D16Z6	823017	Outer Joint	50T	26	32	55	78.5	56.5	M				
	1992.03- 1998.12			F	Targa Engine D16Y8/D16Z6	823086	Outer Joint	50T	26	30	55	78.5	56.5	M				
	1992.03- 1998.12	MT/AT		F	Targa Engine D16Y8/D16Z6	823159	Outer Joint	50T	26	32	55	78.1	55	M				
1.6 i VTi (118 kW)	1992.03- 1998.12	MT/AT		F	Targa Engine B16A2	823016	Outer Joint		26	32	55	78.5	56.5	M				
	1992.03- 1998.12	MT/AT		F	Targa Engine B16A2	823017	Outer Joint	50T	26	32	55	78.5	56.5	M				
	1992.03- 1998.12	MT/AT		F	Targa Engine B16A2	823159	Outer Joint	50T	26	32	55	78.1	55	M				
DOMANI (MA4)																		
1.6	1992.10- 1997.01	MT/AT			Engine ZC	823019	Outer Joint		26	30	55	78.5	56	M				
DOMANI (MA7)																		
1.5	1994.02- 1995.09	MT/AT			Engine D15B	823019	Outer Joint		26	30	55	78.5	56	M				
	1995.09- 1996.11	MT/AT			Engine D15B	823038	Outer Joint		26	28	55	78	55	M				
DOMANI (MB3)																		
1.5	1997.01-	MT/AT			Engine D15B	823038	Outer Joint		26	28	55	78	55	M				
	1997.01-	MT/AT				823073	Outer Joint	50T	26	28	55	78.5	56.5	M				
DOMANI (MB4)																		
1.6	1997.01-	HMM			Engine D16A	823038	Outer Joint		26	28	55	78	55	M				
	1997.01-	MT/AT			Engine D16A	823038	Outer Joint		26	28	55	78	55	M				
	1997.01-	HMM			Engine D16A	823073	Outer Joint	50T	26	28	55	78.5	56.5	M				
	1997.01-	MT/AT			Engine D16A	823073	Outer Joint	50T	26	28	55	78.5	56.5	M				
EDIX (BE1, BE2, BE3, BE4)																		
-	2004- 2009					623046	Inner Joint		23	25	55	78	85					
FIT / JAZZ / CITY (GD1)																		
1.3	2001.06-	MT/AT			Engine L13A	823104	Outer Joint		23	25	52	79	50	M				
FIT / JAZZ / CITY (GD2)																		
1.3 4WD	2001.06- 2007.10	CVT/F			Engine L13A	823106	Outer Joint		26	28	52	79	54	M				
FIT / JAZZ / CITY (GD4)																		
1.5 4WD	2002.09- 2005.12	CVT/F			Engine L15A	823106	Outer Joint		26	28	52	79	54	M				
FIT / JAZZ / CITY (GD6)																		
1.5	2003.01-	MT/AT			Engine L15A1	823106	Outer Joint		26	28	52	79	54	M				
FIT / JAZZ / CITY (GD8)																		
1.5	2003.01-	MT/AT			Engine L15A2	823106	Outer Joint		26	28	52	79	54	M				
FIT / JAZZ / CITY (GE6)																		
1.3	2007.10-	CVT/F			Engine L13A	823165	Outer Joint		26	27	52	78.6	54.3	M				
FIT / JAZZ / CITY (GE7) 4WD																		
1.3	2007.10-	5AT/F			Engine L13A	823165	Outer Joint		26	27	52	78.6	54.3	M				
FIT / JAZZ / CITY (GE8)																		
1.5	2007.10-	CVT/F			Engine L15A	823165	Outer Joint		26	27	52	78.6	54.3	M				
	2007.10-	5MT/F			Engine L15A	823165	Outer Joint		26	27	52	78.6	54.3	M				
FIT / JAZZ / CITY (GE9) 4WD																		
1.5	2007.10-	5AT/F			Engine L15A	823165	Outer Joint		26	27	52	78.6	54.3	M				
FREED (GB3)																		
1.5	2008.05-	CVT			Engine L15A	823173	Outer Joint		26	27	58	78	51.5	M				
HR-V (GH)																		
1.6 16V (77 kW)	1999.03-			F	Closed Off-Road Vehicle Engine D16W1	823033	Outer Joint	50T	26	30	60	78.5	57	M				
1.6 16V 4WD (77 kW)	1999.03-			F	All-wheel Drive Closed Off-Road Vehicle Engine D16W1	823033	Outer Joint	50T	26	30	60	78.5	57	M				
1.6 16V 4WD (91 kW)	1999.10-			F	All-wheel Drive Closed Off-Road Vehicle Engine D16W5	823033	Outer Joint	50T	26	30	60	78.5	57	M				
INSPIRE																		
2.5 (CC2)	1992.01- 1995.02	AT			Engine G25A	823028	Outer Joint		28	34	60	89	60	M				
INSPIRE (CB5)																		
2.0	1989.10- 1995.02	MT/AT			Engine G20A	823015	Outer Joint		28	32	60	89	60	M				
INSPIRE (CC3)																		
2.0	1992.01- 1995.02	AT			Engine G20A	823015	Outer Joint		28	32	60	89	60	M				





	 YEAR	TRANSM	L/R	F/R	REMARKS	GSP Ref.	 PRODUCT	 ABS	Technical Specifications								
									A	B	C	H	L	P			
HONDA INSPIRE (UA1)																	
2.0	1995.02- 1998.10	AT			Engine G20A	823035	Outer Joint		28	32	64	89	60	M			
	1995.02- 1998.10	AT			Engine G20A	823029	Outer Joint	50T	28	32	64	89	60	M			
INSPIRE (UA2)																	
2.5	1995.02- 1998.10	AT			Engine G25A	823035	Outer Joint		28	32	64	89	60	M			
	1995.02- 1998.10	AT			Engine G25A	823029	Outer Joint	50T	28	32	64	89	60	M			
INTEGRA																	
-	1985- 1989					823043	Outer Joint		26	32	49	79	56	M			
	1990- 1993		L			201036	Drive Shaft		26	27	55	78.5	597				
INTEGRA (DB6)																	
1.6	1993.07- 1995.08	MT/AT			Engine ZC	823019	Outer Joint		26	30	55	78.5	56	M			
INTEGRA (DC1)																	
1.6	1993.05- 1995.08	MT/AT			Engine ZC	823019	Outer Joint		26	30	55	78.5	56	M			
INTEGRA (DC2, DC4)																	
1.8 Type-R (140 kW)	1997.11- 2001.10	MT		F	Coupe Engine B18C6	823016	Outer Joint		26	32	55	78.5	56.5	M			
	1997.11- 2001.10	MT		F	Coupe Engine B18C6	823017	Outer Joint	50T	26	32	55	78.5	56.5	M			
INTEGRA (EK3)																	
1.5	1996.02- 2001.02	MT/AT			Engine D15B	823038	Outer Joint		26	28	55	78	55	M			
	1996.02- 2001.02	MT/AT			Engine D15B	823073	Outer Joint	50T	26	28	55	78.5	56.5	M			
JAZZ II (GD)																	
1.2 (57 kW)	2002.03- 2008.07		L/R	F	Hatchback Engine L12A1	823094	Outer Joint		26	28	52	78.5	56	M			
	2002.03- 2008.07			F	Hatchback Engine L12A1	823030	Outer Joint		26	28	52	79	56	M			
1.3 (63 kW)	2003.05-			F	Saloon Engine L13A1	823030	Outer Joint		26	28	52	79	56	M			
1.3 iDSi (63 kW)	2002.03- 2007.09			F	Hatchback Engine L13A1	823030	Outer Joint		26	28	52	79	56	M			
1.4 (61 kW)	2002.03- 2008.07		L/R	F	Hatchback Engine L13A1	823094	Outer Joint		26	28	52	78.5	56	M			
	2002.03- 2008.07			F	Hatchback Engine L13A1	823030	Outer Joint		26	28	52	79	56	M			
LEGEND																	
3.2 V6	1991.01- 1996.04		L			201018	Drive Shaft	50T	30	31	64	89	671				
	1991.01- 1996.04		R			201017	Drive Shaft	50T	30	31	64	89	639.5				
	1991.01- 1996.04					601006	Inner Joint		31	36	42	64.1	106.2				
	1991.03- 1996.04					601007	Inner Joint		31	36	43	44.5	81.5				
LEGEND (HS, KA)																	
2.5 i (110 kW)	1986.01- 1987.12			F	Saloon Engine C25A1	823044	Outer Joint		28	34	60	88	57.5	M			
2.5 i (127 kW)	1987.02- 1988.06			F	Saloon Engine C25A2	823044	Outer Joint		28	34	60	88	57.5	M			
	1987.02- 1988.06	MT/AT		F	Saloon Engine C25A2	823081	Outer Joint	50T	28	34	60	83.5	59	M			
2.7 i 24V (124 kW)	1988.01- 1990.12			F	Saloon Engine C27A1	823044	Outer Joint		28	34	60	88	57.5	M			
	1988.01- 1990.12	MT/AT		F	Saloon Engine C27A1	823081	Outer Joint	50T	28	34	60	83.5	59	M			
LEGEND (KA3)																	
2.7 i 24V (124 kW)	1987.10- 1990.12			F	Coupe Engine C27A1	823044	Outer Joint		28	34	60	88	57.5	M			
	1987.10- 1990.12	MT/AT		F	Coupe Engine C27A1	823081	Outer Joint	50T	28	34	60	83.5	59	M			
LEGEND II (CC,KA7,KA8)																	
2.5 (CC2)	1992.01- 1995.02	AT			Engine G25A	823028	Outer Joint		28	34	60	89	60	M			
LEGEND II (KA7)																	
3.2 i 24V (151 kW)	1991.01- 1996.02	MT/AT		F	Saloon Engine C32A2	823081	Outer Joint	50T	28	34	60	83.5	59	M			
	1991.01- 1996.02			F	Saloon Engine C32A2	823044	Outer Joint		28	34	60	88	57.5	M			
	1991.01- 1996.02			F	Saloon Engine C32A2	801005	Outer Joint		30	36	64	89	65.5	M			
	1991.01- 1996.02			F	Saloon Engine C32A2	823084	Outer Joint	50T	30	36	64	89	65.5	M			
LEGEND II (KA8)																	
3.2 i 24V (151 kW)	1991.01- 1996.02	MT/AT		F	Coupe Engine C32A2	823081	Outer Joint	50T	28	34	60	83.5	59	M			
	1991.01- 1996.02			F	Coupe Engine C32A2	823044	Outer Joint		28	34	60	88	57.5	M			
	1991.01- 1996.02			F	Coupe Engine C32A2	801005	Outer Joint		30	36	64	89	65.5	M			
	1991.01- 1996.02			F	Coupe Engine C32A2	823084	Outer Joint	50T	30	36	64	89	65.5	M			
LEGEND III (KA9)																	
3.5 i 24V (151 kW)	1996.02-			F	Saloon Engine C35A2	823044	Outer Joint		28	34	60	88	57.5	M			
	1996.02-			F	Saloon Engine C35A2	823084	Outer Joint	50T	30	36	64	89	65.5	M			
LIFE (JA4)																	
660	1993.01- 1996.02	MT&AT			Engine E07A	823099	Outer Joint		23	21	49	72	49	I			
LOGO (GA3)																	
1.3	1990- 2001				Engine D13B	899162	Outer Joint		23	26	49	78	50.5	M			
	1998.11- 2001.06	HMM			Engine D13B	823073	Outer Joint	50T	26	28	55	78.5	56.5	M			
1.3 (48 kW)	1999.03- 2002.03			F	Hatchback Engine D13B7	823126	Outer Joint	50T	23	26	49	78	50.5	M			
	1999.03- 2002.03		L/R	F	Hatchback Engine D13B7	823156	Outer Joint	50T	26	28	55	78	52	M			





	 YEAR	TRANSM	L/R	F/R	REMARKS	GSP Ref.	 PRODUCT	 ABS	Technical Specifications								
									A	B	C	H	L	P			
HONDA LOGO (GA5)																	
1.3 4WD	1998.11- 2001.06	HMM			Engine D13B	823073	Outer Joint	50T	26	28	55	78.5	56.5	M			
ODYSSEY																	
-	1995- 1998		R		Truck	223013	Drive Shaft	50T	28	27	64	88.5	613.5				
	1995- 1998		L		Truck	223091	Drive Shaft	50T	28	27	64	88.5	569				
	1995- 1998				Truck	601008	Inner Joint		27	32	40	43	78				
	1995.01- 1999.12		L			223017	Drive Shaft	50T	28	27	64	88.5	578.5				
	1995.01- 1999.12					623013	Inner Joint		27	32	40	45.5	75				
ODYSSEY (RA1)																	
2.2	1994.10- 1995.12	MT			Engine F22B	823035	Outer Joint		28	32	64	89	60	M			
	1994.10- 1995.12	AT			Engine F22B	823029	Outer Joint	50T	28	32	64	89	60	M			
ODYSSEY (RA2)																	
2.2 4WD	1994.10- 1995.12	AT			Engine F22B	823035	Outer Joint		28	32	64	89	60	M			
	1994.10- 1995.12	AT			Engine F22B	823029	Outer Joint	50T	28	32	64	89	60	M			
ODYSSEY (RA6)																	
2.3	1991.02- 2003.11	4AT			Engine F23A	823029	Outer Joint	50T	28	32	64	89	60	M			
ODYSSEY (RA7)																	
2.3 4WD	1991.02- 2003.10	4AT			Engine F23A	823029	Outer Joint	50T	28	32	64	89	60	M			
ODYSSEY (RA8)																	
3.0	1991.02- 2003.10	5AT			Engine J30A	823029	Outer Joint	50T	28	32	64	89	60	M			
ODYSSEY (RA9)																	
3.0 4WD	1999.12- 2003.10	5AT			Engine J30A	823029	Outer Joint	50T	28	32	64	89	60	M			
ODYSSEY (RA_)																	
2.3 4x4 (110 kW)	1997.10- 1999.12				All-wheel Drive MPV Engine F23A	823118	Outer Joint	50T	28	32	64	88.5	62	M			
ODYSSEY III (RB1, RB2)																	
-	2003- 2008					623046	Inner Joint		23	25	55	78	85				
OLTIA (EL1)																	
1.8	1996.02-	MT/AT			Engine B18B	823019	Outer Joint		26	30	55	78.5	56	M			
OLTIA (EL2)																	
2.0	1996.02-	AT			Engine B20B	823019	Outer Joint		26	30	55	78.5	56	M			
OLTIA (EL3)																	
2.0 4WD	1996.02-	AT			Engine B20B	823019	Outer Joint		26	30	55	78.5	56	M			
PARTNER (EY6)																	
1.3	1996.02-	MT/AT			Engine D13B	823038	Outer Joint		26	28	55	78	55	M			
PARTNER (EY7)																	
1.5	1996.02-	MT/AT			Engine D15B	823038	Outer Joint		26	28	55	78	55	M			
PARTNER (EY8)																	
1.6	1996.02-	MT/AT			Engine D16A	823019	Outer Joint		26	30	55	78.5	56	M			
PASSPORT																	
-	1994- 1995					626001	Inner Joint		17	26	30	517	97.5				
	1994- 1995					626002	Inner Joint		17	26	30	98	98.5				
	1996- 1997		L/R		Truck/VAN 4WD	223129	Drive Shaft		17	17	53	144	606.5				
	1998- 2002		L/R			823055	Outer Joint		17	33	53	136.5	69.5	I			
	1998- 2002		L/R			223005	Drive Shaft		17	17	53	136.5	609				
PRELUDE																	
-	1980- 1981					623002	Inner Joint		25	22	35	54.5	90				
	1983-					823041	Outer Joint		23	30	45	79	56	M			
	1984- 1987					823043	Outer Joint		26	32	49	79	56	M			
	1985- 1997	AT/MT				601002	Inner Joint		27	32	40	54	87				
	1985- 1987	MT			Si, Passenger	601001	Inner Joint		27	32	40	55.5	97				
	1988- 1989				Passenger	601001	Inner Joint		27	32	40	55.5	97				
	1991.01- 1993.09	AT				623009	Inner Joint		27	32	40	58.5	97				
	1992- 1996					823046	Outer Joint		28	32	60	93	59	M			
	1992- 1996					823072	Outer Joint	50T	28	32	60	93	59	M			
	1992- 2001					623012	Inner Joint		27	32	40	58.3	107.3				
2.0	1995- 2000					823075	Outer Joint	50T	26	23	55	78.5	56.5	M			
	1995- 2000		R			223080	Drive Shaft		26	27	55	78.5	618.5				
	1995- 2000		R			223049	Drive Shaft	50T	26	27	55	78.5	618.5				
	1995- 2000		L			223050	Drive Shaft	50T	26	27	55	78.5	594				
2.0 4WS BA	1987.10- 1991.11		L			223116	Drive Shaft		26	27	55	78.5	608				
PRELUDE (BA4)																	
2.0	1987.04- 1991.09	MT/AT			Engine B20A	823015	Outer Joint		28	32	60	89	60	M			





	 YEAR	TRANSM	L/R	F/R	REMARKS	GSP Ref.	 PRODUCT	 ABS	Technical Specifications									
									A	B	C	H	L	P				
HONDA PRELUDE (BA5)																		
2.0 4WS	1987.04- 1991.09	MT/AT			Engine B20A	823015	Outer Joint		28	32	60	89	60	M				
PRELUDE (BA7)																		
2.1	1990.10- 1991.09	AT			Engine B21A	823015	Outer Joint		28	32	60	89	60	M				
PRELUDE (BA8)																		
2.2	1991.09- 1994.09	4AT			Engine F22B	823015	Outer Joint		28	32	60	89	60	M				
	1991.09- 1996.11	5MT			Engine F22B	823015	Outer Joint		28	32	60	89	60	M				
	1991.09- 1996.11	AT			Engine F22B	823015	Outer Joint		28	32	60	89	60	M				
PRELUDE (BA9)																		
2.2 4WS	1991.09- 1994.09	MT&AT			Engine F22B	823015	Outer Joint		28	32	60	89	60	M				
	1991.09- 1996.11	4AT			Engine F22B	823015	Outer Joint		28	32	60	89	60	M				
	1991.09- 1996.11	5MT			Engine F22B	823015	Outer Joint		28	32	60	89	60	M				
PRELUDE (BB1)																		
2.2 4WS	1991.09- 1994.09	4AT			Engine H22A	823015	Outer Joint		28	32	60	89	60	M				
	1991.09- 1994.09	5MT			Engine H22A	823015	Outer Joint		28	32	60	89	60	M				
	1991.09- 1996.11	AT			Engine H22A	823015	Outer Joint		28	32	60	89	60	M				
	1994.09- 1996.11	MT			Engine H22A	823015	Outer Joint		28	32	60	89	60	M				
PRELUDE (BB4)																		
2.2	1991.09- 1994.09	AT			Engine H22A	823015	Outer Joint		28	32	60	89	60	M				
	1991.09- 1996.11	4AT			Engine H22A	823015	Outer Joint		28	32	60	89	60	M				
	1991.09- 1996.11	5MT			Engine H22A	823015	Outer Joint		28	32	60	89	60	M				
PRELUDE (BB5)																		
2.2	1996.11- 2001.02	4AT			Engine F22B	823029	Outer Joint	50T	28	32	64	89	60	M				
	1996.11- 2001.02	5MT			Engine F22B	823029	Outer Joint	50T	28	32	64	89	60	M				
	1996.11- 2001.02	MT/AT			Engine F22B	823029	Outer Joint	50T	28	32	64	89	60	M				
PRELUDE (BB6)																		
2.2	1996.11- 2001.02	4AT			Engine H22A	823029	Outer Joint	50T	28	32	64	89	60	M				
	1996.11- 2001.02	5MT			Engine H22A	823029	Outer Joint	50T	28	32	64	89	60	M				
	1996.11- 2001.02	MT/AT			Engine H22A	823029	Outer Joint	50T	28	32	64	89	60	M				
PRELUDE (BB7)																		
2.2 4WS	1996.11- 2001.02	4AT			Engine F22B	823029	Outer Joint	50T	28	32	64	89	60	M				
	1996.11- 2001.02	5MT			Engine F22B	823029	Outer Joint	50T	28	32	64	89	60	M				
	1996.11- 2001.02	MT/AT			Engine F22B	823029	Outer Joint	50T	28	32	64	89	60	M				
PRELUDE (BB8)																		
2.2	1996.11- 2001.02	4AT			Engine H22A	823029	Outer Joint	50T	28	32	64	89	60	M				
	1996.11- 2001.02	5MT			Engine H22A	823029	Outer Joint	50T	28	32	64	89	60	M				
	1996.11- 2001.02	MT/AT			Engine H22A	823029	Outer Joint	50T	28	32	64	89	60	M				
PRELUDE (SN)																		
1.6 (59 kW)	1978.11- 1982.10	MT		F	Coupe Engine EL/EL14	823003	Outer Joint		23	22	45	78	55	M				
	1978.11- 1982.10			F	Coupe Engine EL/EL14	801002	Outer Joint		24	22	45	78	57	M				
PRELUDE II																		
-	1985.01- 1987.12	MT	L	F	USA	201029	Drive Shaft		26	27	49	78.5	921					
	1985.01- 1987.12	AT	L	F	USA	223142	Drive Shaft		26	27	49	78.5	922					
	1985.01- 1987.12	AT	R	F	USA	223146	Drive Shaft		26	27	49	78.5	619.5					
	1985.01- 1987.12	MT	R	F	USA	223146	Drive Shaft		26	27	49	78.5	619.5					
PRELUDE II (AB)																		
1.8 EX (74 kW)	1985.11- 1987.04	MT/AT		F	Coupe Engine ET3/ET4	801001	Outer Joint		26	32	49	78.5	54.5	M				
1.8 EX (77 kW)	1983.11- 1987.04	MT/AT		F	Coupe Engine ET2/ET3	801001	Outer Joint		26	32	49	78.5	54.5	M				
PRELUDE III (BA)																		
2.0 (84 kW)	1987.08- 1992.01	MT/AT		F	Coupe Engine B20A4	823016	Outer Joint		26	32	55	78.5	56.5	M				
	1987.08- 1992.01	MT/AT		F	Coupe Engine B20A4	823017	Outer Joint	50T	26	32	55	78.5	56.5	M				
	1987.08- 1992.01	MT/AT		F	Coupe Engine B20A4	823013	Outer Joint		28	32	60	88	59	M				
	1987.08- 1992.01	MT/AT		F	Coupe Engine B20A4	823014	Outer Joint	50T	28	32	60	88	59	M				
2.0 EX (80 kW)	1987.04- 1992.01	MT/AT		F	Coupe Engine B20A3	823016	Outer Joint		26	32	55	78.5	56.5	M				
	1987.04- 1992.01	MT/AT		F	Coupe Engine B20A3	823017	Outer Joint	50T	26	32	55	78.5	56.5	M				
	1987.04- 1992.01	MT/AT		F	Coupe Engine B20A3	823013	Outer Joint		28	32	60	88	59	M				
	1987.04- 1992.01	MT/AT		F	Coupe Engine B20A3	823014	Outer Joint	50T	28	32	60	88	59	M				
2.0 i EX 16V (103 kW)	1990.04- 1992.01	MT/AT		F	Coupe Engine B20A9	823013	Outer Joint		28	32	60	88	59	M				
	1990.04- 1992.01	MT/AT		F	Coupe Engine B20A9	823014	Outer Joint	50T	28	32	60	88	59	M				
2.0 i EX 16V (110 kW)	1987.10- 1990.12	MT/AT		F	Coupe Engine B20A7	823016	Outer Joint		26	32	55	78.5	56.5	M				
	1987.10- 1990.12	MT/AT		F	Coupe Engine B20A7	823017	Outer Joint	50T	26	32	55	78.5	56.5	M				





	 YEAR	TRANSM	L/R	F/R	REMARKS	GSP Ref.	 PRODUCT	 ABS	Technical Specifications						
									A	B	C	H	L	P	
HONDA															
PRELUDE III (BA)															
2.0 i EX 16V CAT (101 kW)	1987.04- 1992.01	MT/AT		F	Coupe Engine B20A5	823016	Outer Joint		26	32	55	78.5	56.5	M	
	1987.04- 1992.01	MT/AT		F	Coupe Engine B20A5	823017	Outer Joint	50T	26	32	55	78.5	56.5	M	
	1987.04- 1992.01	MT/AT		F	Coupe Engine B20A5	823013	Outer Joint		28	32	60	88	59	M	
	1987.04- 1992.01	MT/AT		F	Coupe Engine B20A5	823014	Outer Joint	50T	28	32	60	88	59	M	
PRELUDE IV (BB)															
2.0 i 16V (98 kW)	1992.02- 1996.09	MT/AT		F	Coupe Engine F20A4	823013	Outer Joint		28	32	60	88	59	M	
	1992.02- 1996.09	MT/AT		F	Coupe Engine F20A4	823014	Outer Joint	50T	28	32	60	88	59	M	
2.2 i 16V VTEC (136 kW)	1993.02- 1996.09	MT/AT		F	Coupe Engine H22A2	823013	Outer Joint		28	32	60	88	59	M	
	1993.02- 1996.09	MT/AT		F	Coupe Engine H22A2	823014	Outer Joint	50T	28	32	60	88	59	M	
QUINTET (SU)															
1.6 EX (59 kW)	1980.02- 1984.12	MT/AT		F	Hatchback Engine EL	823003	Outer Joint		23	22	45	78	55	M	
RAFAGA (CE4)															
2.0	1993.10- 1997.09	MT/AT			Engine G20A	823015	Outer Joint		28	32	60	89	60	M	
RAFAGA (CE5)															
2.5	1993.10- 1997.09	AT			Engine G25A	823015	Outer Joint		28	32	60	89	60	M	
S-MX (RH)															
2.0	1996.11- 2002.01	4AT			Engine B20B	823035	Outer Joint		28	32	64	89	60	M	
	1996.11- 2002.01	4AT			Engine B20B	823029	Outer Joint	50T	28	32	64	89	60	M	
2.0 4WD	1996.11- 2002.01	4AT			Engine B20B	823035	Outer Joint		28	32	64	89	60	M	
	1996.11- 2002.01	4AT			Engine B20B	823029	Outer Joint	50T	28	32	64	89	60	M	
SABER (UA1)															
2.0	1995.02- 1998.10	AT			Engine G20A	823035	Outer Joint		28	32	64	89	60	M	
	1995.02- 1998.10	AT			Engine G20A	823029	Outer Joint	50T	28	32	64	89	60	M	
SABER (UA2)															
2.5	1995.02- 1998.10	AT			Engine G25A	823035	Outer Joint		28	32	64	89	60	M	
	1995.02- 1998.10	AT			Engine G25A	823029	Outer Joint	50T	28	32	64	89	60	M	
SHUTTLE (RA)															
2.2 16V (110 kW)	1994.10- 1998.02			F	MPV Engine F22B8	801006	Outer Joint		28	32	64	88.5	62	M	
	1994.10- 1998.02	MT/AT		F	MPV Engine F22B8	823059	Outer Joint		28	32	64	88.5	62	M	
	1994.10- 1998.02	MT/AT		F	MPV Engine F22B8	823032	Outer Joint	50T	28	32	64	88.5	62	M	
STEP WAGON (RF1)															
2.0	1996.04- 2001.04	AT			Engine B20B	823035	Outer Joint		28	32	64	89	60	M	
	1996.04- 2001.04	AT			Engine B20B	823029	Outer Joint	50T	28	32	64	89	60	M	
STEP WAGON (RF2)															
2.0 4WD	1996.04- 2001.04	AT			Engine B20B	823035	Outer Joint		28	32	64	89	60	M	
	1996.04- 2001.04	AT			Engine B20B	823029	Outer Joint	50T	28	32	64	89	60	M	
STREAM															
1.7				L		223072	Drive Shaft	50T	26	25	60	78.5	610		
				R		223073	Drive Shaft	50T	26	25	60	78.5	906		
2.0				L		623017	Inner Joint		27	30	40	58.5	97		
				L		224035	Drive Shaft	50T	26	27	60	78.5	615		
				R		623019	Inner Joint		27	30	28.5	398.5	124.5		
				R		224036	Drive Shaft	50T	26	27	60	78.5	905		
STREAM (RN)															
1.7 16V (92 kW)	2001.05-			F	MPV Engine D17A2	823118	Outer Joint	50T	28	32	64	88.5	62	M	
2.0 16V (115 kW)	2001.05-			F	MPV Engine K20A1	823118	Outer Joint	50T	28	32	64	88.5	62	M	
TODAY															
-	1988.03-					823098	Outer Joint		23	19	49	73	47.5	I	
	1990.03-					823098	Outer Joint		23	19	49	73	47.5	I	
TODAY (JA1)															
550	1988.03- 1990.03	MT/AT			Engine E05A	823099	Outer Joint		23	21	49	72	49	I	
TODAY (JA2)															
660	1990.03- 1992.12	MT/AT			Engine E07A	823099	Outer Joint		23	21	49	72	49	I	
TODAY (JA3)															
660 4WD	1990.03- 1992.12	MT/AT			Engine E07A	823099	Outer Joint		23	21	49	72	49	I	
TODAY (JA4)															
660	1993.01- 1996.02	MT&AT			Engine E07A	823099	Outer Joint		23	21	49	72	49	I	
TODAY (JA5)															
660 4WD	1993.01- 1996.02	MT/AT			Engine E07A	823099	Outer Joint		23	21	49	72	49	I	
TODAY (JW2)															
550	1988.02- 1990.03	MT/AT			Engine E05A	823099	Outer Joint		23	21	49	72	49	I	





	 YEAR	TRANSM	L/R	F/R	REMARKS	GSP Ref.	 PRODUCT	 ABS	Technical Specifications									
									A	B	C	H	L	P				
HONDA																		
TODAY (JW3)																		
660	1990.03-	MT/AT			Engine E07A	823099	Outer Joint		23	21	49	72	49	I				
TODAY (JW4)																		
660 4WD	1990.03-	MT/AT			Engine E07A	823099	Outer Joint		23	21	49	72	49	I				
TORNEO (CF4)																		
2.0	1997.09- 2000.05	5MT/F			Engine F20B DOHC	823029	Outer Joint	50T	28	32	64	89	60	M				
TORNEO (CL1)																		
2.2	2000.06- 2002.10	5MT/F			Engine H22A DOHC	823029	Outer Joint	50T	28	32	64	89	60	M				
U.S CIVIC (EJ1)																		
1.6	1993.02- 1996.01	4AT			Engine D16A	823019	Outer Joint		26	30	55	78.5	56	M				
VIGOR																		
2.5 (CC2)	1992.01- 1995.02	AT			Engine G25A	823028	Outer Joint		28	34	60	89	60	M				
VIGOR (CB5)																		
2.0	1989.10- 1995.02	MT/AT			Engine G20A	823015	Outer Joint		28	32	60	89	60	M				
VIGOR (CC3)																		
2.0	1992.01- 1995.02	AT			Engine G20A	823015	Outer Joint		28	32	60	89	60	M				
HUMMER																		
H2																		
-	2003- 2005					839029	Outer Joint		33	41	80	112	88.5	O				
HYUNDAI																		
ACCENT																		
-			L			224028	Drive Shaft		25	25	50	95	617.5					
			R			224029	Drive Shaft		25	25	50	95	902					
						624009	Inner Joint		25	22	35	54.5	87					
						899164	Outer Joint		25	30	49.9	94.5	56	O				
	1995- 1999		L			224009	Drive Shaft		25	25	50	95	613					
	1999- 2002	MT				839105	Outer Joint	44T	25	22	52.5	95	58	M				
1.4/1.6	2006-		L			224043	Drive Shaft		25	25	52.5	95	640					
	2006-		R			224044	Drive Shaft	48T	25	25	52.5	95	924					
1.5	1994-		L			224018	Drive Shaft		25	25	50	95	614					
	1994-		R			224019	Drive Shaft		25	25	50	95	909					
1.5 CRDi	2006-		L			224045	Drive Shaft		25	27	50	94.5	633					
	2006-		R			224046	Drive Shaft	48T	25	26	50	94.5	588					
ACCENT (LC)																		
1.5 CRDi (60 kW)	2002.01- 2005.11			F	Saloon Engine D3EA	827076	Outer Joint	44T	25	22	50	95	58	M				
1.6 (77 kW)	2003.02- 2006.08			F	Saloon Engine G4ED-G	827076	Outer Joint	44T	25	22	50	95	58	M				
	2003.02- 2006.08	MT		F	Saloon Engine G4ED-G	824065	Outer Joint	44T	25	22	52.5	95	58	M				
ACCENT (MC)																		
1.4 GL (71 kW)	2005.11- 2010.11			F	Saloon Engine G4EE	827076	Outer Joint	44T	25	22	50	95	58	M				
1.5 CRDi GLS (81 kW)	2005.11- 2010.11			F	Saloon Engine D4FA	827076	Outer Joint	44T	25	22	50	95	58	M				
1.6 GLS (82 kW)	2005.11- 2010.11			F	Saloon Engine G4ED	827076	Outer Joint	44T	25	22	50	95	58	M				
ACCENT (X-3)																		
1.3 (44 kW)	1994.10- 2000.01		R	F	Saloon Engine G4EH	224023	Drive Shaft		25	25	50	95	904					
	1994.10- 2000.01			F	Saloon Engine G4EH	824002	Outer Joint	29T	25	22	50	95	58	M				
	1994.10- 2000.01		L	F	Saloon Engine G4EH	224022	Drive Shaft		25	25	50	95	610					
1.3 (55 kW)	1994.10- 2000.01		R	F	Saloon Engine G4EH	224023	Drive Shaft		25	25	50	95	904					
	1994.10- 2000.01		F	F	Saloon Engine G4EH	824002	Outer Joint	29T	25	22	50	95	58	M				
	1994.10- 2000.01		L	F	Saloon Engine G4EH	224022	Drive Shaft		25	25	50	95	610					
1.3 i 12V (62 kW)	1994.10- 2000.01		R	F	Saloon Engine G4EH	224023	Drive Shaft		25	25	50	95	904					
	1994.10- 2000.01			F	Saloon Engine G4EH	824002	Outer Joint	29T	25	22	50	95	58	M				
	1994.10- 2000.01		L	F	Saloon Engine G4EH	224022	Drive Shaft		25	25	50	95	610					
1.5 i 12V (65 kW)	1994.10- 2000.01		R	F	Saloon Engine G4EK	224023	Drive Shaft		25	25	50	95	904					
	1994.10- 2000.01			F	Saloon Engine G4EK	824002	Outer Joint	29T	25	22	50	95	58	M				
	1994.10- 2000.01		L	F	Saloon Engine G4EK	224022	Drive Shaft		25	25	50	95	610					
1.5 i 16V (73 kW)	1995.10- 2000.01		R	F	Saloon Engine G4ER	224023	Drive Shaft		25	25	50	95	904					
	1995.10- 2000.01			F	Saloon Engine G4ER	824002	Outer Joint	29T	25	22	50	95	58	M				
	1995.10- 2000.01		L	F	Saloon Engine G4ER	224022	Drive Shaft		25	25	50	95	610					
ACCENT / VERNA																		
-	1999-					624010	Inner Joint		25	22	35	63	87					





	 YEAR	TRANSM	L/R	F/R	REMARKS	GSP Ref.	 PRODUCT	 ABS	Technical Specifications							
									A	B	C	H	L	P		
HYUNDAI ACCENT ADMIRE																
1.5 CRDi	2003- 2006		L	F		239122	Drive Shaft	44T	25	25	50	94.5	618			
	2003- 2006		R	F		239123	Drive Shaft	44T	25	26	50	94.5	572			
ACCENT I (X-3)																
1.3 (44 kW)	1994.10- 2000.01		L	F	Hatchback Engine G4EH	224022	Drive Shaft		25	25	50	95	610			
	1994.10- 2000.01		R	F	Hatchback Engine G4EH	224023	Drive Shaft		25	25	50	95	904			
	1994.10- 2000.01			F	Hatchback Engine G4EH	824002	Outer Joint	29T	25	22	50	95	58	M		
1.3 (55 kW)	1994.10- 2000.01		L	F	Hatchback Engine G4EH	224022	Drive Shaft		25	25	50	95	610			
	1994.10- 2000.01		R	F	Hatchback Engine G4EH	224023	Drive Shaft		25	25	50	95	904			
	1994.10- 2000.01			F	Hatchback Engine G4EH	824002	Outer Joint	29T	25	22	50	95	58	M		
1.3 i 12V (62 kW)	1994.10- 2000.01		L	F	Hatchback Engine G4EH	224022	Drive Shaft		25	25	50	95	610			
	1994.10- 2000.01		R	F	Hatchback Engine G4EH	224023	Drive Shaft		25	25	50	95	904			
	1994.10- 2000.01			F	Hatchback Engine G4EH	824002	Outer Joint	29T	25	22	50	95	58	M		
1.5 i 12V (65 kW)	1994.10- 2000.01		L	F	Hatchback Engine G4EK	224022	Drive Shaft		25	25	50	95	610			
	1994.10- 2000.01		R	F	Hatchback Engine G4EK	224023	Drive Shaft		25	25	50	95	904			
	1994.10- 2000.01			F	Hatchback Engine G4EK	824002	Outer Joint	29T	25	22	50	95	58	M		
	1994.10- 2000.01			F	Hatchback Engine G4EK	809004	Outer Joint		25	22	50	95	58	M		
1.5 i 16V (73 kW)	1995.12- 2000.01		L	F	Hatchback Engine G4ER	224022	Drive Shaft		25	25	50	95	610			
	1995.12- 2000.01		R	F	Hatchback Engine G4ER	224023	Drive Shaft		25	25	50	95	904			
	1995.12- 2000.01			F	Hatchback Engine G4ER	824002	Outer Joint	29T	25	22	50	95	58	M		
	1995.12- 2000.01			F	Hatchback Engine G4ER	809004	Outer Joint		25	22	50	95	58	M		
ACCENT II																
1.3	2000.01-	MT		F		824016	Outer Joint		25	22	50	95	58	M		
	2000.01-	MT		F		824033	Outer Joint	44T	25	22	50	95	58	M		
	2000.01-		L			224038	Drive Shaft		25	25	52.5	95	622			
1.5	2000.01-		L			224038	Drive Shaft		25	25	52.5	95	622			
1.5 Sohc	2000.01- 2002.12	AT		F		824033	Outer Joint	44T	25	22	50	95	58	M		
	2000.01- 2002.12	MT		F		824033	Outer Joint	44T	25	22	50	95	58	M		
ACCENT II (LC)																
1.5 (66 kW)	2000.01- 2005.11			F	Hatchback Engine G4EB	827076	Outer Joint	44T	25	22	50	95	58	M		
	2000.01- 2005.11	AT		F	Hatchback Engine G4EB	824065	Outer Joint	44T	25	22	52.5	95	58	M		
1.5 (75 kW)	2000.09- 2005.11			F	Hatchback Engine G4EC-G	827076	Outer Joint	44T	25	22	50	95	58	M		
	2000.09- 2005.11	AT		F	Hatchback Engine G4EC-G	824065	Outer Joint	44T	25	22	52.5	95	58	M		
1.5 CRDi (60 kW)	2002.04- 2005.11			F	Hatchback Engine D3-EA	827076	Outer Joint	44T	25	22	50	95	58	M		
1.6 (77 kW)	2002.12- 2005.11			F	Hatchback Engine G4ED-G	827076	Outer Joint	44T	25	22	50	95	58	M		
	2002.12- 2005.11	MT		F	Hatchback Engine G4ED-G	824065	Outer Joint	44T	25	22	52.5	95	58	M		
ACCENT III (MC)																
1.4 GL (71 kW)	2005.11- 2010.11			F	Hatchback Engine G4EE	827076	Outer Joint	44T	25	22	50	95	58	M		
1.5 CRDi GLS (81 kW)	2005.11- 2010.11			F	Hatchback Engine D4FA	827076	Outer Joint	44T	25	22	50	95	58	M		
1.6 GLS (82 kW)	2005.11- 2010.11			F	Hatchback Engine G4ED	827076	Outer Joint	44T	25	22	50	95	58	M		
AMICA (MX)																
1.0 i (40 kW)	1999.08-	MT/AT		F	Hatchback Engine G4HC	824011	Outer Joint		25	19	50	94.5	52.5	M		
	1999.08-	MT/AT		F	Hatchback Engine G4HC	824004	Outer Joint	38T	25	19	50	94.5	52.5	M		
	1999.08-	MT/AT		F	Hatchback Engine G4HC	899025	Outer Joint		25	20	50	94.5	52.5	I		
1.0 i (43 kW)	2001.03-	MT/AT		F	Hatchback Engine G4HC-E	824011	Outer Joint		25	19	50	94.5	52.5	M		
	2001.03-	MT/AT		F	Hatchback Engine G4HC-E	824004	Outer Joint	38T	25	19	50	94.5	52.5	M		
	2001.03-			F	Hatchback Engine G4HC-E	899025	Outer Joint		25	20	50	94.5	52.5	I		
AMICA / ATOZ (MX)																
1.0 i (40 kW)	1998.02- 2002.03	MT/AT		F	Hatchback Engine G4HC	824011	Outer Joint		25	19	50	94.5	52.5	M		
	1998.02- 2002.03	MT/AT		F	Hatchback Engine G4HC	824004	Outer Joint	38T	25	19	50	94.5	52.5	M		
	1998.02- 2002.03	MT/AT		F	Hatchback Engine G4HC	899025	Outer Joint		25	20	50	94.5	52.5	I		
1.0 i (43 kW)	2001.03-	MT/AT		F	Hatchback Engine G4HC-E	824011	Outer Joint		25	19	50	94.5	52.5	M		
	2001.03-	MT/AT		F	Hatchback Engine G4HC-E	824004	Outer Joint	38T	25	19	50	94.5	52.5	M		
	2001.03-			F	Hatchback Engine G4HC-E	899025	Outer Joint		25	20	50	94.5	52.5	I		
ATOS																
-						824018	Outer Joint		25	19	52.5	95	52	M		
	1997-		L			224034	Drive Shaft	38T	25	22	50	94.5	596			
1.0		MT/AT				824005	Outer Joint		25	19	50	96	52	M		
	2000- 2004	MT				624002	Inner Joint		22	19	35	52	86			
ATOS PRIME (MX)																
1.1 (43 kW)	2003.06-	MT/AT		F	Hatchback Engine G4HD	824011	Outer Joint		25	19	50	94.5	52.5	M		
	2003.06-	MT/AT		F	Hatchback Engine G4HD	824004	Outer Joint	38T	25	19	50	94.5	52.5	M		





	 YEAR	TRANSM	L/R	F/R	REMARKS	GSP Ref.	 PRODUCT	 ABS	Technical Specifications									
									A	B	C	H	L	P				
HYUNDAI AZERA																		
-	2006-		L			224127	Drive Shaft	47T	30	28	65	95	662					
	2006-		R			224128	Drive Shaft	47T	30	28	65	95	981.5					
2.7 V6	2007-	AT	L			224143	Drive Shaft	47T	27	27	62	94.5	666					
	2007-	AT	R			224142	Drive Shaft	47T	27	28	62	94.5	974					
CERATO																		
1.1	2004.01-					899294	Outer Joint	44T	25	22	50	90	60	M				
COUPE (KG)																		
1.6 i 16V DOHC	1998.07- 2002.02	5MT/AT	L	F	Engine G4	224113	Drive Shaft	44T	25		50	95.5	554					
ELANTRA																		
-	1993- 1995					839063	Outer Joint	47T	25	23	50	94.5	63.5	M				
	2007-		R			224076	Drive Shaft	46T	27	27	60	94.5	940					
	2007-		L			224077	Drive Shaft	46T	27	27	60	94.5	671					
1.5	1990-		L			224020	Drive Shaft		25	25	50	95	596.5					
	1990-		R			224021	Drive Shaft		25	25	50	95	923.5					
1.6						824031	Outer Joint	44T	27	23	60	95	60	M				
			L			224061	Drive Shaft	44T	27	25	60	95	656					
			R			224062	Drive Shaft	44T	27	25	60	95	940					
		4AT				839147	Outer Joint		25	30	50	96	59	M				
1.8	2000.01- 2002.12	MT	L			224059	Drive Shaft	47T	25	25	50	94.5	643					
	2000.01- 2002.12	MT	R			224060	Drive Shaft	47T	25	25	50	94.5	927					
EXCEL																		
-						899164	Outer Joint		25	30	49.9	94.5	56	O				
EXCEL/SCOUBE																		
-	1994- 1999		R		X3	224010	Drive Shaft		25	25	50	95	913					
	1994- 1999		L		X3	224009	Drive Shaft		25	25	50	95	613					
GALLOPER I																		
2.5 TD intercooler (70 kW)	1991.08- 1998.07	MT/AT	R	F	All-wheel Drive Closed Off-Road Vehicle Engine 4D56T	244075	Drive Shaft	29T	22	22	52	97.5	926					
3.0 V6 (104 kW)	1991.08- 1998.07	MT/AT	R	F	All-wheel Drive Closed Off-Road Vehicle Engine 6G72	244075	Drive Shaft	29T	22	22	52	97.5	926					
GETZ																		
1.3/1.6	2003-					824025	Outer Joint		25	22	52.5	95	58	M				
GETZ (TB)																		
1.1 (46 kW)	2002.09- 2005.09			F	Hatchback Engine G4HD	824041	Outer Joint	48T	25	19	52.5	95	52.5	M				
	2002.09- 2005.09	AT		F	Hatchback Engine G4HD	824025	Outer Joint		25	22	52.5	95	58	M				
1.1 (49 kW)	2005.10- 2008.02			F	Hatchback Engine G4HD	824041	Outer Joint	48T	25	19	52.5	95	52.5	M				
	2005.10- 2008.02	AT		F	Hatchback Engine G4HD	824025	Outer Joint		25	22	52.5	95	58	M				
1.3	2002.09-	MT/AT				824098	Outer Joint	48T	25	22	52.5	95	58	M				
1.3 (63 kW)	2003.09- 2005.09	MT		F	Hatchback Engine G4EA	824046	Outer Joint	48T	25	22	52.5	95	58	M				
	2003.09- 2005.09	AT		F	Hatchback Engine G4EA	824025	Outer Joint		25	22	52.5	95	58	M				
1.3 i (60 kW)	2002.09- 2004.03	MT		F	Hatchback Engine G4EA	824046	Outer Joint	48T	25	22	52.5	95	58	M				
	2002.09- 2004.03	AT		F	Hatchback Engine G4EA	824025	Outer Joint		25	22	52.5	95	58	M				
1.4 i (71 kW)	2005.08- 2009.06	AT		F	Hatchback Engine G4EE	824025	Outer Joint		25	22	52.5	95	58	M				
1.5 CRDi (60 kW)	2003.03- 2005.09			F	Hatchback Engine D3-EA	824047	Outer Joint	48T	25	23	50	94.5	63.5	M				
	2003.03- 2005.09	AT		F	Hatchback Engine D3-EA	824025	Outer Joint		25	22	52.5	95	58	M				
1.5 CRDi (65 kW)	2005.08- 2009.06			F	Hatchback Engine D4FA	824047	Outer Joint	48T	25	23	50	94.5	63.5	M				
	2005.08- 2009.06	AT		F	Hatchback Engine D4FA	824025	Outer Joint		25	22	52.5	95	58	M				
1.5 CRDi GLS (81 kW)	2005.08- 2009.06			F	Hatchback Engine D4FA	824047	Outer Joint	48T	25	23	50	94.5	63.5	M				
	2005.08- 2009.06	AT		F	Hatchback Engine D4FA	824025	Outer Joint		25	22	52.5	95	58	M				
1.6	2002.09-	MT/AT				824098	Outer Joint	48T	25	22	52.5	95	58	M				
1.6 (77 kW)	2002.09- 2005.09	MT		F	Hatchback Engine G4ED-G	824046	Outer Joint	48T	25	22	52.5	95	58	M				
GRANDEUR																		
3.0 V6	1999.01- 2003.12	MT/AT				824034	Outer Joint		27	34	60	95	69	I				
i30 (FD)																		
1.4 (77 kW)	2007.10- 2011.11	5MT		F	Hatchback Engine G4FA	824095	Outer Joint	46T	27	22	60	94.5	58.5	M				
1.4 (80 kW)	2007.10- 2011.11	5MT		F	Hatchback Engine D4FA	824095	Outer Joint	46T	27	22	60	94.5	58.5	M				
1.6 (85 kW)	2007.10- 2011.11	5MT		F	Hatchback Engine G4FC	824095	Outer Joint	46T	27	22	60	94.5	58.5	M				
1.6 (90 kW)	2007.10- 2011.11	5MT		F	Hatchback Engine G4FC	824095	Outer Joint	46T	27	22	60	94.5	58.5	M				
1.6 CRDi (66 kW)	2007.10- 2011.11	5MT		F	Hatchback Engine D4FB	824152	Outer Joint	46T	27	26	60	94	67	M				
1.6 CRDi (85 kW)	2007.10- 2011.11	5MT		F	Hatchback Engine D4FB	824152	Outer Joint	46T	27	26	60	94	67	M				
2.0 (105 kW)	2007.10- 2011.11	5MT/4AT	R	F	Hatchback Engine G4GC-G	827080	Outer Joint	46T	27	23	60	95	58	M				
2.0 CRDi (103 kW)	2007.10- 2011.11	6MT		F	Hatchback Engine D4EA	824152	Outer Joint	46T	27	26	60	94	67	M				
i30 CW (FD)																		
1.6 (90 kW)	2008.02- 2012.06	5MT		F	Estate Engine G4FC	824095	Outer Joint	46T	27	22	60	94.5	58.5	M				





	 YEAR	TRANSM	L/R	F/R	REMARKS	GSP Ref.	 PRODUCT	 ABS	Technical Specifications					
									A	B	C	H	L	P
HYUNDAI														
i30 CW (FD)														
1.6 (93 kW)	2008.02- 2012.06	5MT		F	Estate Engine G4FC	824095	Outer Joint	46T	27	22	60	94.5	58.5	M
1.6 CRDi (66 kW)	2008.02- 2012.06	5MT		F	Estate Engine D4FB	824152	Outer Joint	46T	27	26	60	94	67	M
1.6 CRDi (85 kW)	2008.02- 2012.06	5MT		F	Estate Engine D4FB	824152	Outer Joint	46T	27	26	60	94	67	M
2.0 (105 kW)	2008.02- 2012.06	5MT/4AT	R	F	Estate Engine G4GC-G	827080	Outer Joint	46T	27	23	60	95	58	M
2.0 CRDi (103 kW)	2008.02- 2012.06	6MT		F	Estate Engine D4EA	824152	Outer Joint	46T	27	26	60	94	67	M
LANTRA														
1.8	1993.01- 1995.08	MT/AT	L			224107	Drive Shaft	44T	25	25	50	94.5	940	
	1995.01-	MT/AT	L			224059	Drive Shaft	47T	25	25	50	94.5	643	
	1995.01- 2000.12	MT/AT	R			224060	Drive Shaft	47T	25	25	50	94.5	927	
LANTRA (J-1)														
1.5 i.e. (63 kW)	1990.10- 1995.11			F	Saloon Engine G15B/G4DJ	839034	Outer Joint		25	25	50	94.5	65	M
	1990.10- 1995.11	MT		F	Saloon Engine G15B/G4DJ	809003	Outer Joint		25	25	50	95	64.5	M
	1990.10- 1995.11	MT		F	Saloon Engine G15B/G4DJ	809004	Outer Joint		25	22	50	95	58	M
1.6 i.e. 16V (78 kW)	1990.10- 1995.11			F	Saloon Engine G4CR	824001	Outer Joint		25	23	50	95.5	60.5	M
	1990.10- 1995.11			F	Saloon Engine G4CR	824008	Outer Joint	44T	25	23	50	94.5	63.5	M
	1990.10- 1995.11			F	Saloon Engine G4CR	824009	Outer Joint		25	30	50	95	56.5	M
1.6 i.e. 16V (84 kW)	1990.10- 1995.11			F	Saloon Engine G4CR	824001	Outer Joint		25	23	50	95.5	60.5	M
	1990.10- 1995.11			F	Saloon Engine G4CR	824008	Outer Joint	44T	25	23	50	94.5	63.5	M
	1990.10- 1995.11			F	Saloon Engine G4CR	824009	Outer Joint		25	30	50	95	56.5	M
1.8 i.e. 16V (93 kW)	1990.10- 1995.11			F	Saloon Engine G4CN	824009	Outer Joint		25	30	50	95	56.5	M
	1990.10- 1995.11	MT/AT		F	Saloon Engine G4CN	809003	Outer Joint		25	25	50	95	64.5	M
	1990.10- 1995.11	MT/AT		F	Saloon Engine G4CN	839054	Outer Joint		25	23	50	96	59	M
LANTRA (RD)														
1.6 16V (85 kW)	1998.03- 2002.04	MT		F	Coupe Engine G4GR	224113	Drive Shaft	44T	25		50	95.5	554	
LANTRA II (J-2)														
1.5 12V (65 kW)	1996.12- 2000.09			F	Saloon Engine G4EK	824009	Outer Joint		25	30	50	95	56.5	M
	1996.12- 2000.09	MT		F	Saloon Engine G4EK	224113	Drive Shaft	44T	25		50	95.5	554	
	1996.12- 2000.09			F	Saloon Engine G4EK	824006	Outer Joint	44T	25	25	50	94.5	65	M
	1997.04- 2000.10			F	Estate Engine G4EK	824001	Outer Joint		25	23	50	95.5	60.5	M
	1997.04- 2000.10			F	Estate Engine G4EK	824009	Outer Joint		25	30	50	95	56.5	M
	1997.04- 2000.10	MT		F	Estate Engine G4EK	224113	Drive Shaft	44T	25		50	95.5	554	
	1997.04- 2000.10			F	Estate Engine G4EK	824006	Outer Joint	44T	25	25	50	94.5	65	M
	1997.04- 2000.10			F	Estate Engine G4EK	824008	Outer Joint	44T	25	23	50	94.5	63.5	M
1.6 16V (84 kW)	1995.11- 2000.09			F	Saloon Engine 4G61	824001	Outer Joint		25	23	50	95.5	60.5	M
	1995.11- 2000.09	AT		F	Saloon Engine 4G61	824036	Outer Joint	44T	25	30	50	95.5	60.5	M
	1995.11- 2000.09			F	Saloon Engine 4G61	224113	Drive Shaft	44T	25		50	95.5	554	
	1995.11- 2000.09			F	Saloon Engine 4G61	824006	Outer Joint	44T	25	25	50	94.5	65	M
	1995.11- 2000.09			F	Saloon Engine 4G61	824008	Outer Joint	44T	25	23	50	94.5	63.5	M
	1995.11- 2000.09			F	Saloon Engine 4G61	839067	Outer Joint	29T	25	30	50	95	60.5	M
	1996.02- 2000.10			F	Estate Engine 4G61	839067	Outer Joint	29T	25	30	50	95	60.5	M
	1996.02- 2000.10			F	Estate Engine 4G61	824001	Outer Joint		25	23	50	95.5	60.5	M
	1996.02- 2000.10	AT		F	Estate Engine 4G61	824036	Outer Joint	44T	25	30	50	95.5	60.5	M
	1996.02- 2000.10			F	Estate Engine 4G61	824006	Outer Joint	44T	25	25	50	94.5	65	M
	1996.02- 2000.10			F	Estate Engine 4G61	824008	Outer Joint	44T	25	23	50	94.5	63.5	M
	1996.02- 2000.10			F	Estate Engine 4G61	824009	Outer Joint		25	30	50	95	56.5	M
1.6 i (66 kW)	1995.11- 2000.09			F	Saloon Engine G4GR	824001	Outer Joint		25	23	50	95.5	60.5	M
	1995.11- 2000.09	AT		F	Saloon Engine G4GR	824036	Outer Joint	44T	25	30	50	95.5	60.5	M
	1995.11- 2000.09	MT/AT		F	Saloon Engine G4GR	899181	Outer Joint		25	30	50	97	57	M
	1995.11- 2000.09			F	Saloon Engine G4GR	224113	Drive Shaft	44T	25		50	95.5	554	
	1995.11- 2000.09			F	Saloon Engine G4GR	824008	Outer Joint	44T	25	23	50	94.5	63.5	M
	1995.11- 2000.09			F	Saloon Engine G4GR	824009	Outer Joint		25	30	50	95	56.5	M
	1996.02- 2000.10			F	Estate Engine G4GR	824001	Outer Joint		25	23	50	95.5	60.5	M
	1996.02- 2000.10	AT		F	Estate Engine G4GR	824036	Outer Joint	44T	25	30	50	95.5	60.5	M
	1996.02- 2000.10	MT/AT		F	Estate Engine G4GR	899181	Outer Joint		25	30	50	97	57	M
	1996.02- 2000.10			F	Estate Engine G4GR	224113	Drive Shaft	44T	25		50	95.5	554	
	1996.02- 2000.10			F	Estate Engine G4GR	824008	Outer Joint	44T	25	23	50	94.5	63.5	M
	1996.02- 2000.10			F	Estate Engine G4GR	824009	Outer Joint		25	30	50	95	56.5	M
1.8 16V (94 kW)	1995.11- 2000.09			F	Saloon Engine G4GM	839067	Outer Joint	29T	25	30	50	95	60.5	M
	1996.02- 2000.10			F	Estate Engine G4GM	839067	Outer Joint	29T	25	30	50	95	60.5	M





	 YEAR	TRANSM	L/R	F/R	REMARKS	GSP Ref.	 PRODUCT	 ABS	Technical Specifications									
									A	B	C	H	L	P				
HYUNDAI MATRIX																		
1.8						624016	Inner Joint		25	30	41	62.5	92					
						824036	Outer Joint	44T	25	30	50	95.5	60.5	M				
			R			224054	Drive Shaft	44T	25	25	50	95.5	936					
			L			224053	Drive Shaft	44T	25	25	50	95.5	651					
MATRIX (FC)																		
1.5	2003-	MT			Engine D3-EA	899331	Outer Joint	44T	25	23	50	95.1	64.5	M				
1.5 CRDi (60 kW)	2001.10- 2010.08			F	MPV Engine D3EA	824061	Outer Joint	44T	25	23	50	94.5	63.5	M				
1.5 CRDi (75 kW)	2004.11- 2007.03			F	MPV Engine D4FA	824038	Outer Joint	44T	25	25	50	94.5	65	M				
1.6 (76 kW)	2001.06- 2010.08	MT		F	MPV Engine G4ED-G	824036	Outer Joint	44T	25	30	50	95.5	60.5	M				
PONY (X-1)																		
1.3 (50 kW)	1985.10- 1989.09	MT		F	Saloon Engine G13B	809004	Outer Joint		25	22	50	95	58	M				
1.5 (53 kW)	1985.10- 1989.09	MT		F	Saloon Engine G15B/G4DJ	809004	Outer Joint		25	22	50	95	58	M				
PONY (X-2)																		
1.3 (43 kW)	1989.10- 1995.01	MT		F	Hatchback Engine G4DG	809002	Outer Joint		25	23	50	94.5	63.5	M				
	1989.10- 1995.01	MT		F	Hatchback Engine G4DG	809004	Outer Joint		25	22	50	95	58	M				
1.5 (53 kW)	1989.10- 1995.01	MT		F	Hatchback Engine G15B/G4DJ	809002	Outer Joint		25	23	50	94.5	63.5	M				
	1989.10- 1995.01	MT		F	Hatchback Engine G15B/G4DJ	809004	Outer Joint		25	22	50	95	58	M				
1.5 i (61 kW)	1989.10- 1995.01	MT		F	Hatchback Engine G15B/G4DJ	809002	Outer Joint		25	23	50	94.5	63.5	M				
	1989.10- 1995.01	MT		F	Hatchback Engine G15B/G4DJ	809004	Outer Joint		25	22	50	95	58	M				
1.5 i (62 kW)	1989.10- 1995.01	MT		F	Hatchback Engine G15B/G4DJ	809002	Outer Joint		25	23	50	94.5	63.5	M				
	1989.10- 1995.01	MT		F	Hatchback Engine G15B/G4DJ	809004	Outer Joint		25	22	50	95	58	M				
PONY / EXCEL (X-2)																		
1.5 (53 kW)	1990.01- 1995.01	MT		F	Saloon Engine G15B/G4DJ	809002	Outer Joint		25	23	50	94.5	63.5	M				
	1990.01- 1995.01	MT		F	Saloon Engine G15B/G4DJ	809004	Outer Joint		25	22	50	95	58	M				
1.5 i (61 kW)	1990.01- 1995.01	MT		F	Saloon Engine G15B/G4DJ	809002	Outer Joint		25	23	50	94.5	63.5	M				
	1990.01- 1995.01	MT		F	Saloon Engine G15B/G4DJ	809004	Outer Joint		25	22	50	95	58	M				
1.5 i (62 kW)	1990.01- 1995.01	MT		F	Saloon Engine G15B/G4DJ	809002	Outer Joint		25	23	50	94.5	63.5	M				
	1990.01- 1995.01	MT		F	Saloon Engine G15B/G4DJ	809004	Outer Joint		25	22	50	95	58	M				
S (SLC)																		
1.5 i (62 kW)	1990.02- 1996.05	MT/AT		F	Coupe Engine G15B/G4DJ	809003	Outer Joint		25	25	50	95	64.5	M				
	1990.02- 1996.05			F	Coupe Engine G15B/G4DJ	824003	Outer Joint		25	22	50	95	58	I				
	1990.02- 1996.05	MT/AT		F	Coupe Engine G15B/G4DJ	809004	Outer Joint		25	22	50	95	58	M				
	1990.02- 1996.05	MT/AT		F	Coupe Engine G15B/G4DJ	839054	Outer Joint		25	23	50	96	59	M				
1.5 i (65 kW)	1992.04- 1996.05	MT/AT		F	Coupe Engine G4EK	809003	Outer Joint		25	25	50	95	64.5	M				
	1992.04- 1996.05			F	Coupe Engine G4EK	824008	Outer Joint	44T	25	23	50	94.5	63.5	M				
	1992.04- 1996.05	MT/AT		F	Coupe Engine G4EK	809004	Outer Joint		25	22	50	95	58	M				
	1992.04- 1996.05	MT/AT		F	Coupe Engine G4EK	839054	Outer Joint		25	23	50	96	59	M				
1.5 i Turbo (85 kW)	1991.04- 1996.05			F	Coupe Engine G4EK-TC	839034	Outer Joint		25	25	50	94.5	65	M				
	1991.04- 1996.05	MT/AT		F	Coupe Engine G4EK-TC	809003	Outer Joint		25	25	50	95	64.5	M				
	1991.04- 1996.05			F	Coupe Engine G4EK-TC	824008	Outer Joint	44T	25	23	50	94.5	63.5	M				
	1991.04- 1996.05	MT/AT		F	Coupe Engine G4EK-TC	809004	Outer Joint		25	22	50	95	58	M				
	1991.04- 1996.05	MT/AT		F	Coupe Engine G4EK-TC	839054	Outer Joint		25	23	50	96	59	M				
S COUPE																		
2.0	1996.01- 2002.03	MT/AT	L		FX	224059	Drive Shaft	47T	25	25	50	94.5	643					
	1996.01- 2002.03	MT/AT	R		FX	224060	Drive Shaft	47T	25	25	50	94.5	927					
SANTA FE																		
2.7		AT	L	F		224116	Drive Shaft	52T	30	27	73	97	667					
		AT	R	F		224117	Drive Shaft	52T	30	28	73	97	611					
SANTA FE I (SM)																		
2.0 CRDi 4x4 (83 kW)	2001.04- 2006.03	MT		F	All-wheel Drive Closed Off-Road Vehicle Engine D4EA	824091	Outer Joint	52T	27	26	60	95	69	M				
2.0 CRDi 4x4 (92 kW)	2003.08- 2006.03	MT		F	All-wheel Drive Closed Off-Road Vehicle Engine D4EA	824091	Outer Joint	52T	27	26	60	95	69	M				
2.4 16V (100 kW)	2001.02- 2006.03	MT		F	Closed Off-Road Vehicle Engine G4JS-G	824029	Outer Joint	47T	27	25	60	95	63.5	M				
	2001.02- 2006.03	AT		F	Closed Off-Road Vehicle Engine G4JS-G	824091	Outer Joint	52T	27	26	60	95	69	M				
2.4 16V (107 kW)	2001.02- 2006.03	MT		F	Closed Off-Road Vehicle Engine G4JS-G	824029	Outer Joint	47T	27	25	60	95	63.5	M				
	2001.02- 2006.03	AT		F	Closed Off-Road Vehicle Engine G4JS-G	824091	Outer Joint	52T	27	26	60	95	69	M				
2.4 16V 4x4 (100 kW)	2001.02- 2006.03	MT		F	All-wheel Drive Closed Off-Road Vehicle Engine G4JS-G	824029	Outer Joint	47T	27	25	60	95	63.5	M				
2.4 16V 4x4 (107 kW)	2001.02- 2006.03	MT		F	All-wheel Drive Closed Off-Road Vehicle Engine G4JS-G	824029	Outer Joint	47T	27	25	60	95	63.5	M				
2.7 V6 4x4 (127 kW)	2001.02- 2006.03	MT		F	All-wheel Drive Closed Off-Road Vehicle Engine G6BA-G	824029	Outer Joint	47T	27	25	60	95	63.5	M				
	2001.02- 2006.03	AT		F	All-wheel Drive Closed Off-Road Vehicle Engine G6BA-G	824091	Outer Joint	52T	27	26	60	95	69	M				
SANTRO																		
-						824014	Outer Joint		25	20	50	94.5	56	I				





	 YEAR	TRANSM	L/R	F/R	REMARKS	GSP Ref.	 PRODUCT	 ABS	Technical Specifications									
									A	B	C	H	L	P				
HYUNDAI SANTRO																		
-						224016	Drive Shaft		25	22	50	94.5	589.5					
						224017	Drive Shaft		25	22	50	94.5	805					
SONATA																		
-						824012	Outer Joint		27	26	60	95	69.5	M				
					6 Cyl (BEIJING)	224003	Drive Shaft		27	27	60	95	663					
					6 Cyl (BEIJING)	824013	Outer Joint		27	26	60	95	69	M				
					6 Cyl (BEIJING)	224004	Drive Shaft		27	27	60	95	976.5					
						824027	Outer Joint	47T	27	23	60	95	63.5	M				
2001- 2005	AT	L			4 Cyl	224124	Drive Shaft		27	25	60	95	661					
2001- 2005	AT	R			4 Cyl	224123	Drive Shaft		27	25	60	95	974					
2001-		L			6 Cyl	224126	Drive Shaft	47T	27	27	60	95	662					
2001-		R			6 Cyl	224125	Drive Shaft	47T	27	26	60	95	619					
2001-	AT				4 Cyl	624008	Inner Joint		25	23	41	63	92.5					
2.0						624001	Inner Joint		27	25	41	62.8	92.5					
	1988- 1991				RH 4 Cyl	839033	Outer Joint		25	25	50	95	65	M				
	1992- 1998					899038	Outer Joint	47T	25	25	50	94.5	65	M				
	1993- 1996		L			224011	Drive Shaft		25	25	50	94.5	982					
	1993- 1996		R			224012	Drive Shaft		25	25	50	94.5	639					
2.4	1999- 2001	AT				627001	Inner Joint		27	25	41	62.5	93					
	1999- 2001	AT	R	F		227002	Drive Shaft		27	27	60	95	974					
	1999- 2001	AT	L			224014	Drive Shaft	47T	27	27	60	95	659					
	1999- 2001	AT	R			224015	Drive Shaft	47T	27	27	60	95	974					
	1999- 2001	AT	L	F		227001	Drive Shaft		27	27	60	95	659					
2.5	1999- 2001	AT	L			224094	Drive Shaft	47T	27	27	60	96.5	661					
2.7	2002-		L		6 Cyl	224094	Drive Shaft	47T	27	27	60	96.5	661					
3.0 V6	1989- 1991					824019	Outer Joint		25	26	50	95	69	M				
	1998.01- 2001.10	MT/AT				824034	Outer Joint		27	34	60	95	69	I				
SONATA (NF)																		
-						224031	Drive Shaft	47T	27	28	62	94.5	660					
						224032	Drive Shaft	47T	27	28	62	94.5	986					
2.4	2007-	AT	L			224145	Drive Shaft	47T	27	27	62.2	95	671					
	2007-	AT	R			224144	Drive Shaft	47T	27	27	62.2	95	979					
SONATA (Y-2)																		
1.8 i (70 kW)	1988.09- 1993.10			F	Saloon Engine 4G62	839034	Outer Joint		25	25	50	94.5	65	M				
	1988.09- 1993.10	MT&AT		F	Saloon Engine 4G62	839054	Outer Joint		25	23	50	96	59	M				
2.0 i (74 kW)	1988.09- 1991.08			F	Saloon Engine G4CP	839034	Outer Joint		25	25	50	94.5	65	M				
	1988.09- 1991.08	MT&AT		F	Saloon Engine G4CP	839054	Outer Joint		25	23	50	96	59	M				
2.0 i (80 kW)	1991.01- 1993.10			F	Saloon Engine G4CP-U	839034	Outer Joint		25	25	50	94.5	65	M				
2.0 i 16V (96 kW)	1991.01- 1993.10			F	Saloon Engine G4CP-D	839034	Outer Joint		25	25	50	94.5	65	M				
2.4 i (83 kW)	1988.09- 1991.08			F	Saloon Engine G4CS	839034	Outer Joint		25	25	50	94.5	65	M				
3.0 i V6 (107 kW)	1991.01- 1993.10			F	Saloon Engine G6AT	839034	Outer Joint		25	25	50	94.5	65	M				
SONATA II (Y-3)																		
1.8 i (72 kW)	1993.05- 1998.06			F	Saloon Engine G4CM	839034	Outer Joint		25	25	50	94.5	65	M				
2.0 i (70 kW)	1996.08- 1998.06			F	Saloon	839034	Outer Joint		25	25	50	94.5	65	M				
2.0 i (77 kW)	1994.06- 1996.08			F	Saloon Engine G4CP	839034	Outer Joint		25	25	50	94.5	65	M				
2.0 i 16V (102 kW)	1993.05- 1998.06			F	Saloon Engine G4CP-D	839034	Outer Joint		25	25	50	94.5	65	M				
3.0 i V6 (107 kW)	1993.05- 1998.06			F	Saloon Engine G6AT	839034	Outer Joint		25	25	50	94.5	65	M				
SONATA III (EF)																		
2.0 16V (100 kW)	1998.06- 2001.10	MT		F	Saloon Engine G4JP-G	824029	Outer Joint	47T	27	25	60	95	63.5	M				
	1998.06- 2001.10			F	Saloon Engine G4JP-G	839104	Outer Joint		27	25	60	97	63.5	I				
2.0 16V (96 kW)	2001.10- 2004.11	MT		F	Saloon Engine G4JP-EG	824029	Outer Joint	47T	27	25	60	95	63.5	M				
	2001.10- 2004.11	MT/AT		F	Saloon Engine G4JP-EG	839104	Outer Joint		27	25	60	97	63.5	I				
SONATA V (NF)																		
2.0 CRDi (100 kW)	2006.02-	AT		F	Saloon Engine D4EA	824062	Outer Joint	47T	27	25	62.2	95	60	M				
	2006.02-	MT		F	Saloon Engine D4EA	824058	Outer Joint	47T	27	26	62	94.5	65	M				
	2006.02-			F	Saloon Engine D4EA	824062	Outer Joint	47T	27	25	62.2	95	60	M				
2.0 CRDi (103 kW)	2006.07-	AT		F	Saloon Engine D4EA	824062	Outer Joint	47T	27	25	62.2	95	60	M				
	2006.07-	MT		F	Saloon Engine D4EA	824058	Outer Joint	47T	27	26	62	94.5	65	M				
	2006.07-			F	Saloon Engine D4EA	824062	Outer Joint	47T	27	25	62.2	95	60	M				
2.0 CRDi (110 kW)	2009.03-	AT		F	Saloon	824062	Outer Joint	47T	27	25	62.2	95	60	M				
	2009.03-	MT		F	Saloon	824058	Outer Joint	47T	27	26	62	94.5	65	M				
	2009.03-			F	Saloon	824062	Outer Joint	47T	27	25	62.2	95	60	M				





	 YEAR	TRANSM	L/R	F/R	REMARKS	GSP Ref.	 PRODUCT	 ABS	Technical Specifications								
									A	B	C	H	L	P			
HYUNDAI SONICA																	
2.0						224108	Drive Shaft	47T	25	25	50	94.5	637				
TRAJET (FO)																	
2.0 (100 kW)	2000.03- 2008.07	MT		F	MPV Engine G4JP-G	824029	Outer Joint	47T	27	25	60	95	63.5	M			
	2000.03- 2008.07	AT	L	F	MPV Engine G4JP-G	224158	Drive Shaft	47T	27	27	60	95	660				
	2000.03- 2008.07	5MT		F	MPV Engine G4JP-G	827009	Outer Joint		27	25	60	95	63.5	M			
2.0 (103 kW)	2004.07- 2007.01	MT		F	MPV Engine G4GC-G	824029	Outer Joint	47T	27	25	60	95	63.5	M			
	2004.07- 2007.01	MT	L	F	MPV Engine G4GC-G	224158	Drive Shaft	47T	27	27	60	95	660				
	2004.07- 2007.01			F	MPV Engine G4GC-G	824130	Outer Joint	47T	27	25	60	95	65	M			
	2004.07- 2007.01			F	MPV Engine G4GC-G	827009	Outer Joint		27	25	60	95	63.5	M			
2.0 (104 kW)	2003.11- 2008.07			F	MPV Engine G4GC	824130	Outer Joint	47T	27	25	60	95	65	M			
2.0 CRDi (83 kW)	2001.04- 2008.07	MT	L	F	MPV Engine D4EA	224158	Drive Shaft	47T	27	27	60	95	660				
	2001.04- 2008.07	MT/AT		F	MPV Engine D4EA	824066	Outer Joint	47T	27	26	60	95	69	M			
2.7 V6 (127 kW)	2000.09- 2008.07	MT		F	MPV Engine G6BA-G	824029	Outer Joint	47T	27	25	60	95	63.5	M			
	2000.09- 2008.07	AT	L	F	MPV Engine G6BA-G	224158	Drive Shaft	47T	27	27	60	95	660				
TUCSON																	
-						824094	Outer Joint	48T	27	26	62	94.5	65	M			
	2005- 2009					899249	Outer Joint		27	23	62.2	95	60	M			
	2005- 2009					824048	Outer Joint	48T	27	23	62.2	95	60	M			
	2005-					824059	Outer Joint		27	25	62.2	95	60	M			
	2005-					824049	Outer Joint	48T	27	25	62.2	95	60	M			
	2005- 2007	AT	L			299053	Drive Shaft	48T	27	27	62.2	95	668				
	2005- 2007	MT	R			224111	Drive Shaft	48T	27	27	62.2	95	956				
	2005- 2007	AT	R			224112	Drive Shaft	48T	27	27	62.2	95	955				
	2005- 2007	MT	L			224110	Drive Shaft	48T	27	27	62.2	95	673				
TUCSON (JM)																	
2.0 (104 kW)	2004.08- 2006.02			F	Closed Off-Road Vehicle Engine G4GC	824090	Outer Joint	48T	27	25	61.9	95	61	M			
	2006.03- 2010.03				All-wheel Drive Closed Off-Road Vehicle Engine G4GC	824090	Outer Joint	48T	27	25	61.9	95	61	M			
VERNA																	
-						899164	Outer Joint		25	30	49.9	94.5	56	O			
1.5	1999.06-	4AT				824075	Outer Joint		25	22	52.5	95	58	M			
	1999.06-	5MT				824075	Outer Joint		25	22	52.5	95	58	M			
	2000.06-	MT/AT				899172	Outer Joint		25	22	52.5	95	58	M			
	2000.06-	MT/AT				824065	Outer Joint	44T	25	22	52.5	95	58	M			
INFINITI G20																	
-	1991- 1993					641013	Inner Joint		25	25	33	345	102.5				
I30																	
-	1996- 1999					641008	Inner Joint		29/31	27	46	86.8	124				
J30																	
-	1995- 1997				SUV/Truck/VAN	641014	Inner Joint			27		81.2					
QX4																	
-	1997- 2003				4WD SUV/Truck/VAN	641014	Inner Joint			27		81.2					
3.3 (125 kW)	1997.01-			F	All-wheel Drive Closed Off-Road Vehicle Engine VG33E	841016	Outer Joint		28	27	50	150	71	I			
ISUZU AMIGO																	
-	1989- 1995					626001	Inner Joint		17	26	30	517	97.5				
	1989- 1995					626002	Inner Joint		17	26	30	98	98.5				
	1998- 2000		L/R		Truck	823055	Outer Joint		17	33	53	136.5	69.5	I			
	1998- 2000		L/R		Truck	223005	Drive Shaft		17	17	53	136.5	609				
AXIOM																	
-	2002-		L/R	F		223129	Drive Shaft		17	17	53	144	606.5				
CAMPO (KB)																	
2.2 D (39 kW)	1986.04- 1990.12			R	Pickup Engine C223	826003	Outer Joint		17	26	53	144	70.5	M			
	1986.04- 1990.12			R	Pickup Engine C223	826002	Outer Joint		17	23	53	144	62.5	M			
2.2 D 4WD (39 kW)	1983.01- 1990.12				All-wheel Drive Pickup Engine C223	826003	Outer Joint		17	26	53	144	70.5	M			
	1983.01- 1990.12				All-wheel Drive Pickup Engine C223	826002	Outer Joint		17	23	53	144	62.5	M			
FASTER RODEO (TFSIS)																	
2.2	1988-				Engine C223	626005	Inner Joint		23	23	28	97	90				
	1988-				Engine C223	626004	Inner Joint		23	23	28	487	90				





	 YEAR	TRANSM	L/R	F/R	REMARKS	GSP Ref.	 PRODUCT	 ABS	Technical Specifications									
									A	B	C	H	L	P				
ISUZU GEMINI (JT)																		
1.5 (52 kW)	1988.02- 1990.12			F	Hatchback Engine 4XC1UKat.	821002	Outer Joint					22	21	50	94.5	54	M	
	1988.02- 1990.12			F	Saloon Engine 4XC1UKat.	821002	Outer Joint					22	21	50	94.5	54	M	
	1988.02- 1990.12			F	Hatchback Engine 4XC1UKat.	826001	Outer Joint					22	22	50	91	54	I	
	1988.02- 1990.12			F	Saloon Engine 4XC1UKat.	826001	Outer Joint					22	22	50	91	54	I	
1.5 D (37 kW)	1988.02- 1990.12	MT/AT		F	Hatchback Engine 4EC1	821002	Outer Joint					22	21	50	94.5	54	M	
	1988.02- 1990.12	MT/AT		F	Saloon Engine 4EC1	821002	Outer Joint					22	21	50	94.5	54	M	
	1988.02- 1990.12			F	Hatchback Engine 4EC1	826001	Outer Joint					22	22	50	91	54	I	
	1988.02- 1990.12			F	Saloon Engine 4EC1	826001	Outer Joint					22	22	50	91	54	I	
1.5 TD (49 kW)	1988.02- 1990.12	MT/AT		F	Hatchback Engine 4EC1T	821002	Outer Joint					22	21	50	94.5	54	M	
	1988.02- 1990.12	MT/AT		F	Saloon Engine 4EC1T	821002	Outer Joint					22	21	50	94.5	54	M	
	1988.02- 1990.12			F	Saloon Engine 4EC1T	826001	Outer Joint					22	22	50	91	54	I	
	1988.02- 1990.12			F	Hatchback Engine 4EC1T	826005	Outer Joint					24	21	50	90.5	55	M	
	1988.02- 1990.12			F	Hatchback Engine 4EC1T	826006	Outer Joint					24	22	50	90.5	55	I	
1.6 GTi 16V (84 kW)	1988.08- 1990.12	MT/AT		F	Hatchback Engine 4XE1	821002	Outer Joint					22	21	50	94.5	54	M	
IMPULSE																		
-	1990- 1992	MT/AT	L			226006	Drive Shaft	42T				24	34	50	87.5	613		
	1990- 1992	MT	R			208034	Drive Shaft	42T				24	26	50	87.5	565		
	1990- 1992	MT			2WD	808015	Outer Joint					24	30	50	87.5	55	M	
1.8	1990- 1992					808020	Outer Joint	42T				24	30	50	87.5	55	M	
	1990- 1992		R		4WD	208035	Drive Shaft	42T				24	34	50	87.5	924		
PIAZZA (JR_)																		
2.0 Turbo (104 kW)	1985.06- 1990.12			R	Coupe Engine 4ZC1-T	826002	Outer Joint					17	23	53	144	62.5	M	
PICK UP																		
-	1988- 1995					626001	Inner Joint					17	26	30	517	97.5		
	1988- 1995					626002	Inner Joint					17	26	30	98	98.5		
PICK UP HOMBRE																		
-	1998- 2000				SUV/Truck/VAN 4WD	808011	Outer Joint					27	34	55.8	127.5	64	O	
RODEO																		
-	1991- 1995					626001	Inner Joint					17	26	30	517	97.5		
	1991- 1995					626002	Inner Joint					17	26	30	98	98.5		
	1992- 2002				Truck	626003	Inner Joint					17	33	30	517	90.5		
	1992- 2002		R		Truck	223002	Drive Shaft					17	17	53	144	550		
	1992- 2002		L		Truck	223003	Drive Shaft					17	17	53	144	970		
	1998- 2002				4WD	623001	Inner Joint					17	33	30	97.5	91.5		
	1998- 2001		L/R		Truck	823055	Outer Joint					17	33	53	136.5	69.5	I	
	1998- 2001		L/R		Truck	223005	Drive Shaft					17	17	53	136.5	609		
STYLUS																		
-	1991- 1993				DOHC	808015	Outer Joint					24	30	50	87.5	55	M	
TROOPER																		
3.0 DTi (118 kW)	1998.05-	5MT		F	All-wheel Drive Closed Off-Road Vehicle Engine 4JX1	826007	Outer Joint					17	25	53	144	70.5	M	
	2000.04-	5MT		F	All-wheel Drive Open Off-Road Vehicle Engine 4JX1T	826007	Outer Joint					17	25	53	144	70.5	M	
3.5 V6 24V (158 kW)	1998.05-			F	All-wheel Drive Closed Off-Road Vehicle Engine 6VE1	826007	Outer Joint					17	25	53	144	70.5	M	
	2000.04-			F	All-wheel Drive Open Off-Road Vehicle Engine 6VE1	826007	Outer Joint					17	25	53	144	70.5	M	
TROOPER & TROOPER II																		
-	1988- 1991					626001	Inner Joint					17	26	30	517	97.5		
	1988- 1991					626002	Inner Joint					17	26	30	98	98.5		
	1998- 2002			F		623001	Inner Joint					17	33	30	97.5	91.5		
TROOPER (UB)																		
3.2 (130 kW)	1991.08- 1998.07			F	All-wheel Drive Closed Off-Road Vehicle Engine 6VD1	826004	Outer Joint					17	33	53	144	69.5	I	
TROOPER (UBS)																		
2.2 D 4x4 (39 kW)	1984.05- 1989.12				All-wheel Drive Closed Off-Road Vehicle Engine C223	826003	Outer Joint					17	26	53	144	70.5	M	
	1984.05- 1989.12				All-wheel Drive Closed Off-Road Vehicle Engine C223	826002	Outer Joint					17	23	53	144	62.5	M	
2.2 TD (53 kW)	1984.03- 1991.12	MT		F	All-wheel Drive Open Off-Road Vehicle Engine C223T	822002	Outer Joint					24	23	47.9	149	56	M	
	1984.03- 1991.12				All-wheel Drive Open Off-Road Vehicle Engine C223T	826003	Outer Joint					17	26	53	144	70.5	M	
	1984.03- 1991.12				All-wheel Drive Open Off-Road Vehicle Engine C223T	826002	Outer Joint					17	23	53	144	62.5	M	
2.3 (66 kW)	1985.11- 1991.12	MT		F	All-wheel Drive Open Off-Road Vehicle Engine 4ZD1	822002	Outer Joint					24	23	47.9	149	56	M	
2.6 i (85 kW)	1987.10- 1991.12				All-wheel Drive Open Off-Road Vehicle Engine 4ZE1	826003	Outer Joint					17	26	53	144	70.5	M	
	1987.10- 1991.12				All-wheel Drive Open Off-Road Vehicle Engine 4ZE1	826002	Outer Joint					17	23	53	144	62.5	M	
2.8 TD (71 kW)	1987.10- 1991.12				All-wheel Drive Closed Off-Road Vehicle Engine 4JB1T	826003	Outer Joint					17	26	53	144	70.5	M	
	1987.10- 1991.12				All-wheel Drive Closed Off-Road Vehicle Engine 4JB1T	826002	Outer Joint					17	23	53	144	62.5	M	
2.8 TD (78 kW)	1988.10- 1991.12				All-wheel Drive Closed Off-Road Vehicle Engine 4JB1-TC	826003	Outer Joint					17	26	53	144	70.5	M	
	1988.10- 1991.12				All-wheel Drive Closed Off-Road Vehicle Engine 4JB1-TC	826002	Outer Joint					17	23	53	144	62.5	M	





	 YEAR	TRANSM	L/R	F/R	REMARKS	GSP Ref.	 PRODUCT	 ABS	Technical Specifications								
									A	B	C	H	L	P			
JEEP CHEROKEE (XJ)																	
2.5 (89 kW)	1995.10- 2001.09				All-wheel Drive Closed Off-Road Vehicle Engine EPE	816001	Outer Joint		27	32	60	102.5	77.5	I			
	1995.10- 2001.09				All-wheel Drive Closed Off-Road Vehicle Engine EPE	816004	Outer Joint	54T	27	32	60	102.5	77.5	I			
	1995.10- 2001.09		L	F	All-wheel Drive Closed Off-Road Vehicle Engine EPE	216012	Drive Shaft		27		60	102.5	576				
	1995.10- 2001.09		R	F	All-wheel Drive Closed Off-Road Vehicle Engine EPE	216013	Drive Shaft		27		60	102.5	975.5				
	1995.10- 2001.09		L	F	All-wheel Drive Closed Off-Road Vehicle Engine EPE	216003	Drive Shaft	54T	27		60	102.5	576				
2.5 i 4x4 (87 kW)	1984.10- 2001.09				All-wheel Drive Closed Off-Road Vehicle Engine EPE	816001	Outer Joint		27	32	60	102.5	77.5	I			
	1984.10- 2001.09				All-wheel Drive Closed Off-Road Vehicle Engine EPE	816004	Outer Joint	54T	27	32	60	102.5	77.5	I			
	1984.10- 2001.09		L	F	All-wheel Drive Closed Off-Road Vehicle Engine EPE	216012	Drive Shaft		27		60	102.5	576				
	1984.10- 2001.09		R	F	All-wheel Drive Closed Off-Road Vehicle Engine EPE	216013	Drive Shaft		27		60	102.5	975.5				
	1984.10- 2001.09		L	F	All-wheel Drive Closed Off-Road Vehicle Engine EPE	216003	Drive Shaft	54T	27		60	102.5	576				
2.5 i 4x4 (90 kW)	1991.12- 2001.09				All-wheel Drive Closed Off-Road Vehicle Engine EPE/HX	816001	Outer Joint		27	32	60	102.5	77.5	I			
	1991.12- 2001.09				All-wheel Drive Closed Off-Road Vehicle Engine EPE/HX	816004	Outer Joint	54T	27	32	60	102.5	77.5	I			
	1991.12- 2001.09		L	F	All-wheel Drive Closed Off-Road Vehicle Engine EPE/HX	216012	Drive Shaft		27		60	102.5	576				
	1991.12- 2001.09		R	F	All-wheel Drive Closed Off-Road Vehicle Engine EPE/HX	216013	Drive Shaft		27		60	102.5	975.5				
	1991.12- 2001.09		L	F	All-wheel Drive Closed Off-Road Vehicle Engine EPE/HX	216003	Drive Shaft	54T	27		60	102.5	576				
2.5 TD (85 kW)	1988.01- 2001.09				All-wheel Drive Closed Off-Road Vehicle Engine ENC	816001	Outer Joint		27	32	60	102.5	77.5	I			
	1988.01- 2001.09				All-wheel Drive Closed Off-Road Vehicle Engine ENC	816004	Outer Joint	54T	27	32	60	102.5	77.5	I			
	1988.01- 2001.09		L	F	All-wheel Drive Closed Off-Road Vehicle Engine ENC	216012	Drive Shaft		27		60	102.5	576				
	1988.01- 2001.09		R	F	All-wheel Drive Closed Off-Road Vehicle Engine ENC	216013	Drive Shaft		27		60	102.5	975.5				
	1988.01- 2001.09		L	F	All-wheel Drive Closed Off-Road Vehicle Engine ENC	216003	Drive Shaft	54T	27		60	102.5	576				
4.0 i (127 kW)	1998.07- 2001.09				All-wheel Drive Closed Off-Road Vehicle	816001	Outer Joint		27	32	60	102.5	77.5	I			
	1998.07- 2001.09				All-wheel Drive Closed Off-Road Vehicle	816004	Outer Joint	54T	27	32	60	102.5	77.5	I			
	1998.07- 2001.09		L	F	All-wheel Drive Closed Off-Road Vehicle	216012	Drive Shaft		27		60	102.5	576				
	1998.07- 2001.09		R	F	All-wheel Drive Closed Off-Road Vehicle	216013	Drive Shaft		27		60	102.5	975.5				
	1998.07- 2001.09		L	F	All-wheel Drive Closed Off-Road Vehicle	216003	Drive Shaft	54T	27		60	102.5	576				
4.0 i (135 kW)	1991.12- 2001.09				All-wheel Drive Closed Off-Road Vehicle Engine MX	816001	Outer Joint		27	32	60	102.5	77.5	I			
	1991.12- 2001.09				All-wheel Drive Closed Off-Road Vehicle Engine MX	816004	Outer Joint	54T	27	32	60	102.5	77.5	I			
	1991.12- 2001.09		L	F	All-wheel Drive Closed Off-Road Vehicle Engine MX	216012	Drive Shaft		27		60	102.5	576				
	1991.12- 2001.09		R	F	All-wheel Drive Closed Off-Road Vehicle Engine MX	216013	Drive Shaft		27		60	102.5	975.5				
	1991.12- 2001.09		L	F	All-wheel Drive Closed Off-Road Vehicle Engine MX	216003	Drive Shaft	54T	27		60	102.5	576				
	1991.12- 2001.09		R	F	All-wheel Drive Closed Off-Road Vehicle Engine MX	216004	Drive Shaft	54T	27		60	102.5	975.5				
	1999.02- 2001.09	AT			All-wheel Drive Closed Off-Road Vehicle Engine MX	816001	Outer Joint		27	32	60	102.5	77.5	I			
	1999.02- 2001.09	AT			All-wheel Drive Closed Off-Road Vehicle Engine MX	816004	Outer Joint	54T	27	32	60	102.5	77.5	I			
	1999.02- 2001.09		L	F	All-wheel Drive Closed Off-Road Vehicle Engine MX	216012	Drive Shaft		27		60	102.5	576				
	1999.02- 2001.09		R	F	All-wheel Drive Closed Off-Road Vehicle Engine MX	216013	Drive Shaft		27		60	102.5	975.5				
4.0 i (136 kW)	1988.01- 2001.09				All-wheel Drive Closed Off-Road Vehicle Engine ERH	816001	Outer Joint		27	32	60	102.5	77.5	I			
	1988.01- 2001.09				All-wheel Drive Closed Off-Road Vehicle Engine ERH	816004	Outer Joint	54T	27	32	60	102.5	77.5	I			
	1988.01- 2001.09		L	F	All-wheel Drive Closed Off-Road Vehicle Engine ERH	216012	Drive Shaft		27		60	102.5	576				
	1988.01- 2001.09		R	F	All-wheel Drive Closed Off-Road Vehicle Engine ERH	216013	Drive Shaft		27		60	102.5	975.5				
	1988.01- 2001.09		L	F	All-wheel Drive Closed Off-Road Vehicle Engine ERH	216003	Drive Shaft	54T	27		60	102.5	576				
	1988.01- 2001.09		R	F	All-wheel Drive Closed Off-Road Vehicle Engine ERH	216004	Drive Shaft	54T	27		60	102.5	975.5				
4.0 i 4x4 (131 kW)	1995.01- 2001.09				All-wheel Drive Closed Off-Road Vehicle Engine ERH	816001	Outer Joint		27	32	60	102.5	77.5	I			
	1995.01- 2001.09				All-wheel Drive Closed Off-Road Vehicle Engine ERH	816004	Outer Joint	54T	27	32	60	102.5	77.5	I			
	1995.01- 2001.09		L	F	All-wheel Drive Closed Off-Road Vehicle Engine ERH	216012	Drive Shaft		27		60	102.5	576				
	1995.01- 2001.09		R	F	All-wheel Drive Closed Off-Road Vehicle Engine ERH	216013	Drive Shaft		27		60	102.5	975.5				
	1995.01- 2001.09		L	F	All-wheel Drive Closed Off-Road Vehicle Engine ERH	216003	Drive Shaft	54T	27		60	102.5	576				
	1995.01- 2001.09		R	F	All-wheel Drive Closed Off-Road Vehicle Engine ERH	216004	Drive Shaft	54T	27		60	102.5	975.5				
CHEROKEE / COMANCHE / GRAND CHEROKEE / GRAND WAGONEER / WAGONEER																	
-	1984- 1985				4WD SUV/Truck/VAN	816006	Outer Joint		27	32	60	104	70	I			
	1986- 1987				4WD SUV/Truck/VAN	816006	Outer Joint		27	32	60	104	70	I			
	1986- 1987				4WD SUV/Truck/VAN	816003	Outer Joint	48T	27	32	60	104	70	I			
	1988- 1992				4WD SUV/Truck/VAN	816003	Outer Joint	48T	27	32	60	104	70	I			
GRAND CHEROKEE																	
-	1999.06-					816002	Outer Joint		27	32	65.4	108	70	I			
2.5	1999- 2004					899032	Outer Joint			25		30		I			





	 YEAR	TRANSM	L/R	F/R	REMARKS	GSP Ref.	 PRODUCT	 ABS	Technical Specifications										
									A	B	C	H	L	P					
JEEP GRAND CHEROKEE (ZJ)																			
2.5 TD 4x4 (85 kW)	1995.10- 1999.04				All-wheel Drive Closed Off-Road Vehicle Engine M51/M52	816001	Outer Joint		27	32	60	102.5	77.5	I					
	1995.10- 1999.04				All-wheel Drive Closed Off-Road Vehicle Engine M51/M52	816004	Outer Joint	54T	27	32	60	102.5	77.5	I					
	1995.10- 1999.04		L	F	All-wheel Drive Closed Off-Road Vehicle Engine M51/M52	216012	Drive Shaft		27		60	102.5	576						
	1995.10- 1999.04		R	F	All-wheel Drive Closed Off-Road Vehicle Engine M51/M52	216013	Drive Shaft		27		60	102.5	975.5						
	1995.10- 1999.04		L	F	All-wheel Drive Closed Off-Road Vehicle Engine M51/M52	216003	Drive Shaft	54T	27		60	102.5	576						
	1995.10- 1999.04		R	F	All-wheel Drive Closed Off-Road Vehicle Engine M51/M52	216004	Drive Shaft	54T	27		60	102.5	975.5						
2.5 TD LareDo (85 kW)	1996.10- 1998.09			R	Closed Off-Road Vehicle	816001	Outer Joint		27	32	60	102.5	77.5	I					
	1996.10- 1998.09			R	Closed Off-Road Vehicle	816004	Outer Joint	54T	27	32	60	102.5	77.5	I					
	1996.10- 1998.09		L	R	Closed Off-Road Vehicle	216012	Drive Shaft		27		60	102.5	576						
	1996.10- 1998.09		R	R	Closed Off-Road Vehicle	216013	Drive Shaft		27		60	102.5	975.5						
	1996.10- 1998.09		L	R	Closed Off-Road Vehicle	216003	Drive Shaft	54T	27		60	102.5	576						
	1996.10- 1998.09		R	R	Closed Off-Road Vehicle	216004	Drive Shaft	54T	27		60	102.5	975.5						
4.0 i 4x4 (130 kW)	1995.10- 1999.04				All-wheel Drive Closed Off-Road Vehicle Engine S01	816001	Outer Joint		27	32	60	102.5	77.5	I					
	1995.10- 1999.04				All-wheel Drive Closed Off-Road Vehicle Engine S01	816004	Outer Joint	54T	27	32	60	102.5	77.5	I					
	1995.10- 1999.04		L	F	All-wheel Drive Closed Off-Road Vehicle Engine S01	216012	Drive Shaft		27		60	102.5	576						
	1995.10- 1999.04		R	F	All-wheel Drive Closed Off-Road Vehicle Engine S01	216013	Drive Shaft		27		60	102.5	975.5						
	1995.10- 1999.04		L	F	All-wheel Drive Closed Off-Road Vehicle Engine S01	216003	Drive Shaft	54T	27		60	102.5	576						
	1995.10- 1999.04		R	F	All-wheel Drive Closed Off-Road Vehicle Engine S01	216004	Drive Shaft	54T	27		60	102.5	975.5						
4.0 i 4x4 (132 kW)	1995.10- 1999.04				All-wheel Drive Closed Off-Road Vehicle Engine S01	816007	Outer Joint	54T	27	32	60	104	70	I					
	1991.09- 1999.04				All-wheel Drive Closed Off-Road Vehicle Engine ERH	816001	Outer Joint		27	32	60	102.5	77.5	I					
	1991.09- 1999.04				All-wheel Drive Closed Off-Road Vehicle Engine ERH	816004	Outer Joint	54T	27	32	60	102.5	77.5	I					
	1991.09- 1999.04		L	F	All-wheel Drive Closed Off-Road Vehicle Engine ERH	216012	Drive Shaft		27		60	102.5	576						
	1991.09- 1999.04		R	F	All-wheel Drive Closed Off-Road Vehicle Engine ERH	216013	Drive Shaft		27		60	102.5	975.5						
	1991.09- 1999.04		L	F	All-wheel Drive Closed Off-Road Vehicle Engine ERH	216003	Drive Shaft	54T	27		60	102.5	576						
4.0 i 4x4 (135 kW)	1991.09- 1999.04				All-wheel Drive Closed Off-Road Vehicle Engine ERH	216004	Drive Shaft	54T	27		60	102.5	975.5						
	1991.09- 1999.04				All-wheel Drive Closed Off-Road Vehicle Engine ERH	816007	Outer Joint	54T	27	32	60	104	70	I					
	1991.09- 1999.04				All-wheel Drive Closed Off-Road Vehicle Engine MX	816001	Outer Joint		27	32	60	102.5	77.5	I					
	1991.09- 1999.04				All-wheel Drive Closed Off-Road Vehicle Engine MX	816004	Outer Joint	54T	27	32	60	102.5	77.5	I					
	1991.09- 1999.04		L	F	All-wheel Drive Closed Off-Road Vehicle Engine MX	216012	Drive Shaft		27		60	102.5	576						
	1991.09- 1999.04		R	F	All-wheel Drive Closed Off-Road Vehicle Engine MX	216013	Drive Shaft		27		60	102.5	975.5						
4.0 LareDo (131 kW)	1991.09- 1999.04				All-wheel Drive Closed Off-Road Vehicle Engine MX	216003	Drive Shaft	54T	27		60	102.5	576						
	1991.09- 1999.04				All-wheel Drive Closed Off-Road Vehicle Engine MX	216004	Drive Shaft	54T	27		60	102.5	975.5						
	1991.09- 1999.04		R	F	All-wheel Drive Closed Off-Road Vehicle Engine MX	816007	Outer Joint	54T	27	32	60	104	70	I					
	1996.10- 1998.09			R	Closed Off-Road Vehicle Engine ERH	816001	Outer Joint		27	32	60	102.5	77.5	I					
	1996.10- 1998.09			R	Closed Off-Road Vehicle Engine ERH	816004	Outer Joint	54T	27	32	60	102.5	77.5	I					
	1996.10- 1998.09		L	R	Closed Off-Road Vehicle Engine ERH	216012	Drive Shaft		27		60	102.5	576						
5.2 4x4 (156 kW)	1996.10- 1998.09			R	Closed Off-Road Vehicle Engine ERH	216013	Drive Shaft		27		60	102.5	975.5						
	1996.10- 1998.09		L	R	Closed Off-Road Vehicle Engine ERH	216003	Drive Shaft	54T	27		60	102.5	576						
	1996.10- 1998.09		R	R	Closed Off-Road Vehicle Engine ERH	216004	Drive Shaft	54T	27		60	102.5	975.5						
	1996.10- 1998.09		L	R	Closed Off-Road Vehicle Engine ERH	216003	Drive Shaft	54T	27		60	102.5	576						
	1996.10- 1998.09		R	R	Closed Off-Road Vehicle Engine ERH	216004	Drive Shaft	54T	27		60	102.5	975.5						
	1996.10- 1998.09		R	R	Closed Off-Road Vehicle Engine ERH	216004	Drive Shaft	54T	27		60	102.5	975.5						
5.2 i 4x4 (155 kW)	1995.10- 1999.04				All-wheel Drive Closed Off-Road Vehicle Engine Y01	816007	Outer Joint	54T	27	32	60	104	70	I					
5.2 i 4x4 (158 kW)	1992.01- 1999.04				All-wheel Drive Closed Off-Road Vehicle Engine ELF	816007	Outer Joint	54T	27	32	60	104	70	I					
5.2 i 4x4 (158 kW)	1992.09- 1999.04				All-wheel Drive Closed Off-Road Vehicle Engine Y	816007	Outer Joint	54T	27	32	60	104	70	I					
GRAND CHEROKEE II (WJ, WG)																			
3.1 TD 4x4 (103 kW)	1999.04- 2001.12				All-wheel Drive Closed Off-Road Vehicle Engine EXA	816005	Outer Joint	48T	27	32	65.4	108	70	I					
4.0 4x4 (140 kW)	1999.04- 2005.09				All-wheel Drive Closed Off-Road Vehicle Engine ERH	816005	Outer Joint	48T	27	32	65.4	108	70	I					
4.7 V8 4x4 (162 kW)	1999.04- 2000.08				All-wheel Drive Closed Off-Road Vehicle Engine EVA	816005	Outer Joint	48T	27	32	65.4	108	70	I					
LIBERTY																			
-	2002- 2005					809049	Outer Joint		27	35	57.9	126	64	O					
3.7	2002- 2005					616004	Inner Joint		27	35	34.9	114	113						
WRANGLER (YJ, SJ_)																			
2.5 (76 kW)	1988.01- 1991.12				All-wheel Drive Closed Off-Road Vehicle	816001	Outer Joint		27	32	60	102.5	77.5	I					
	1988.01- 1991.12				All-wheel Drive Closed Off-Road Vehicle	816004	Outer Joint	54T	27	32	60	102.5	77.5	I					
	1988.01- 1991.12		L	F	All-wheel Drive Closed Off-Road Vehicle	216012	Drive Shaft		27		60	102.5	576						
	1988.01- 1991.12		R	F	All-wheel Drive Closed Off-Road Vehicle	216013	Drive Shaft		27		60	102.5	975.5						
	1988.01- 1991.12		L	F	All-wheel Drive Closed Off-Road Vehicle	216003	Drive Shaft	54T	27		60	102.5	576						
	1988.01- 1991.12		R	F	All-wheel Drive Closed Off-Road Vehicle	216004	Drive Shaft	54T	27		60	102.5	975.5						
2.5 (89 kW)	1991.12- 1996.08				All-wheel Drive Closed Off-Road Vehicle Engine EPE	816001	Outer Joint		27	32	60	102.5	77.5	I					
	1991.12- 1996.08				All-wheel Drive Closed Off-Road Vehicle Engine EPE	816004	Outer Joint	54T	27	32	60	102.5	77.5	I					
	1991.12- 1996.08		L	F	All-wheel Drive Closed Off-Road Vehicle Engine EPE	216012	Drive Shaft		27		60	102.5	576						
	1991.12- 1996.08		R	F	All-wheel Drive Closed Off-Road Vehicle Engine EPE	216013	Drive Shaft		27		60	102.5	975.5						





	 YEAR	TRANSM	L/R	F/R	REMARKS	GSP Ref.	 PRODUCT	 ABS	Technical Specifications								
									A	B	C	H	L	P			
JEEP WRANGLER (YJ, SJ)																	
2.5 (89 kW)	1991.12- 1996.08		L	F	All-wheel Drive Closed Off-Road Vehicle Engine EPE	216003	Drive Shaft	54T	27		60	102.5	576				
	1991.12- 1996.08		R	F	All-wheel Drive Closed Off-Road Vehicle Engine EPE	216004	Drive Shaft	54T	27		60	102.5	975.5				
4.0 (131 kW)	1991.12- 1996.08				All-wheel Drive Closed Off-Road Vehicle Engine ERH	816001	Outer Joint		27	32	60	102.5	77.5	I			
	1991.12- 1996.08				All-wheel Drive Closed Off-Road Vehicle Engine ERH	816004	Outer Joint	54T	27	32	60	102.5	77.5	I			
	1991.12- 1996.08		L	F	All-wheel Drive Closed Off-Road Vehicle Engine ERH	216012	Drive Shaft		27		60	102.5	576				
	1991.12- 1996.08		R	F	All-wheel Drive Closed Off-Road Vehicle Engine ERH	216013	Drive Shaft		27		60	102.5	975.5				
	1991.12- 1996.08		L	F	All-wheel Drive Closed Off-Road Vehicle Engine ERH	216003	Drive Shaft	54T	27		60	102.5	576				
	1991.12- 1996.08		R	F	All-wheel Drive Closed Off-Road Vehicle Engine ERH	216004	Drive Shaft	54T	27		60	102.5	975.5				
WRANGLER II (TJ)																	
2.5 (87 kW)	1996.08- 2007.04				All-wheel Drive Open Off-Road Vehicle Engine P00	816001	Outer Joint		27	32	60	102.5	77.5	I			
	1996.08- 2007.04				All-wheel Drive Open Off-Road Vehicle Engine P00	816004	Outer Joint	54T	27	32	60	102.5	77.5	I			
	1996.08- 2007.04		L	F	All-wheel Drive Open Off-Road Vehicle Engine P00	216012	Drive Shaft		27		60	102.5	576				
	1996.08- 2007.04		R	F	All-wheel Drive Open Off-Road Vehicle Engine P00	216013	Drive Shaft		27		60	102.5	975.5				
	1996.08- 2007.04		L	F	All-wheel Drive Open Off-Road Vehicle Engine P00	216003	Drive Shaft	54T	27		60	102.5	576				
	1996.08- 2007.04		R	F	All-wheel Drive Open Off-Road Vehicle Engine P00	216004	Drive Shaft	54T	27		60	102.5	975.5				
4.0 (124 kW)	1998.06- 2007.04				All-wheel Drive Open Off-Road Vehicle	816001	Outer Joint		27	32	60	102.5	77.5	I			
	1998.06- 2007.04				All-wheel Drive Open Off-Road Vehicle	816004	Outer Joint	54T	27	32	60	102.5	77.5	I			
	1998.06- 2007.04		L	F	All-wheel Drive Open Off-Road Vehicle	216012	Drive Shaft		27		60	102.5	576				
	1998.06- 2007.04		R	F	All-wheel Drive Open Off-Road Vehicle	216013	Drive Shaft		27		60	102.5	975.5				
	1998.06- 2007.04		L	F	All-wheel Drive Open Off-Road Vehicle	216003	Drive Shaft	54T	27		60	102.5	576				
	1998.06- 2007.04		R	F	All-wheel Drive Open Off-Road Vehicle	216004	Drive Shaft	54T	27		60	102.5	975.5				
4.0 (130 kW)	1996.08- 2007.04				All-wheel Drive Open Off-Road Vehicle Engine S01	816001	Outer Joint		27	32	60	102.5	77.5	I			
	1996.08- 2007.04				All-wheel Drive Open Off-Road Vehicle Engine S01	816004	Outer Joint	54T	27	32	60	102.5	77.5	I			
	1996.08- 2007.04		L	F	All-wheel Drive Open Off-Road Vehicle Engine S01	216012	Drive Shaft		27		60	102.5	576				
	1996.08- 2007.04		R	F	All-wheel Drive Open Off-Road Vehicle Engine S01	216013	Drive Shaft		27		60	102.5	975.5				
	1996.08- 2007.04		L	F	All-wheel Drive Open Off-Road Vehicle Engine S01	216003	Drive Shaft	54T	27		60	102.5	576				
	1996.08- 2007.04		R	F	All-wheel Drive Open Off-Road Vehicle Engine S01	216004	Drive Shaft	54T	27		60	102.5	975.5				
KIA CARENS																	
1.8						627003	Inner Joint		27	24	41	64.7	105				
CARENS II																	
1.8			R			227034	Drive Shaft	46T	28	28	56	90	584.5				
			L			227035	Drive Shaft	46T	28	27	56	90	630.5				
CARENS II (FJ)																	
1.6 (77 kW)	2002.07-			F	MPV Engine GA6D	827029	Outer Joint	46T	28	24	56	90	60	M			
1.8 (93 kW)	2002.07-			F	MPV	827029	Outer Joint	46T	28	24	56	90	60	M			
CARNIVAL																	
-						827013	Outer Joint		28	24	56	102	60	M			
						827031	Outer Joint	54T	28	24	56	102	60	M			
	1999- 2001	AT	L			227037	Drive Shaft	54T	28	34	56	102	732				
	1999- 2001	AT				827015	Outer Joint		28	24	56	102	60	M			
	1999- 2001	MT				827012	Outer Joint		28	26	56	102.5	66	M			
	2001-					627003	Inner Joint		27	24	41	64.7	105				
2.5	2001-	AT				627002	Inner Joint		28	24	43	40.1	83.5				
	2001-	AT	R			227018	Drive Shaft		28	28	56	102	657				
	2001-	AT	L			227020	Drive Shaft		28	27	56	102	715				
2.5 V6		MT	R			227078	Drive Shaft		28	28	56	102.5	668				
		MT	L			227079	Drive Shaft		28	28	56	102.5	722				
		MT				627013	Inner Joint		28	26	43	41	75				
		MT				627014	Inner Joint		28	26	35	68	102				
CARNIVAL I (UP)																	
2.5 V6 (121 kW)	1999.08- 2001.10			F	MPV Engine KRV6	827053	Outer Joint		28	26	56	102.5	66	M			
	1999.08- 2001.10			F	MPV Engine KRV6	827059	Outer Joint	54T	28	26	56	102.5	66	M			
2.9 TD (93 kW)	1999.08- 2001.10			F	MPV Engine J3	827053	Outer Joint		28	26	56	102.5	66	M			
	1999.08- 2001.10			F	MPV Engine J3	827059	Outer Joint	54T	28	26	56	102.5	66	M			
CEE'D (ED)																	
1.4 (80 kW)	2007.01-	5MT		F	Hatchback Engine G4FA	824095	Outer Joint	46T	27	22	60	94.5	58.5	M			
	2007.09-	5MT		F	Estate Engine G4FA	824095	Outer Joint	46T	27	22	60	94.5	58.5	M			
1.6 (90 kW)	2007.01-			F	Hatchback Engine G4FC	824095	Outer Joint	46T	27	22	60	94.5	58.5	M			
	2007.09-			F	Estate Engine G4FC	824095	Outer Joint	46T	27	22	60	94.5	58.5	M			





	 YEAR	TRANSM	L/R	F/R	REMARKS	GSP Ref.	 PRODUCT	 ABS	Technical Specifications							
									A	B	C	H	L	P		
KIA																
CEE'D (ED)																
1.6 (93 kW)	2007.09-			F	Estate Engine G4FC	824095	Outer Joint	46T	27	22	60	94.5	58.5	M		
	2008.02-			F	Hatchback Engine G4FC	824095	Outer Joint	46T	27	22	60	94.5	58.5	M		
1.6 CRDi (66 kW)	2007.01-	5MT		F	Hatchback Engine D4FB-L	824152	Outer Joint	46T	27	26	60	94	67	M		
	2007.09-	5MT		F	Estate Engine D4FB-L	824152	Outer Joint	46T	27	26	60	94	67	M		
1.6 CRDi (85 kW)	2007.01-	5MT		F	Hatchback Engine D4FB	824152	Outer Joint	46T	27	26	60	94	67	M		
	2007.09-	5MT		F	Estate Engine D4FB	824152	Outer Joint	46T	27	26	60	94	67	M		
2.0 (105 kW)	2006.12-		R	F	Hatchback Engine G4GC	827080	Outer Joint	46T	27	23	60	95	58	M		
	2007.09-		R	F	Estate Engine G4GC	827080	Outer Joint	46T	27	23	60	95	58	M		
2.0 CRDi (103 kW)	2008.04-	6MT		F	Hatchback Engine D4EA-F	824152	Outer Joint	46T	27	26	60	94	67	M		
	2008.04-	6MT		F	Estate Engine D4EA-F	824152	Outer Joint	46T	27	26	60	94	67	M		
CERATO																
1.6	2004.01- 2006.12	MT/AT				899294	Outer Joint	44T	25	22	50	90	60	M		
CERATO (LD)																
1.6 (77 kW)	2004.08- 2007.05	MT		F	Saloon Engine G4ED	827076	Outer Joint	44T	25	22	50	95	58	M		
	2004.08- 2007.05	MT		F	Hatchback Engine G4ED	827076	Outer Joint	44T	25	22	50	95	58	M		
	2004.08- 2007.05	AT	L	F	Hatchback Engine G4ED	227168	Drive Shaft	44T	25	25	50	89	645			
	2004.08- 2007.05	AT	L	F	Saloon Engine G4ED	227168	Drive Shaft	44T	25	25	50	89	645			
	2004.08- 2007.05	AT	R	F	Saloon Engine G4ED	227169	Drive Shaft	44T	25	25	50	89	931			
2.0 (105 kW)	2005.01- 2005.11	MT/AT		F	Hatchback Engine G4GC	827073	Outer Joint	44T	25	24	50	90	63	M		
	2005.12- 2007.05	MT/AT		F	Saloon Engine G4GC	827073	Outer Joint	44T	25	24	50	90	63	M		
CLARUS (GC)																
1.8 i 16V (85 kW)	1998.05-			F	Estate Engine T8	827029	Outer Joint	46T	28	24	56	90	60	M		
	1998.05-	MT		F	Estate Engine T8	827010	Outer Joint		28	24	56	90	60	M		
2.0 i 16V (98 kW)	1998.05-			F	Estate Engine FE	827029	Outer Joint	46T	28	24	56	90	60	M		
	1998.05-	MT		F	Estate Engine FE	827010	Outer Joint		28	24	56	90	60	M		
CLARUS (K9A)																
1.8 i 16V (85 kW)	1996.07-			F	Saloon Engine T8	827029	Outer Joint	46T	28	24	56	90	60	M		
	1996.07-	MT		F	Saloon Engine T8	827010	Outer Joint		28	24	56	90	60	M		
2.0 i 16V (98 kW)	1996.07-			F	Saloon Engine FE	827029	Outer Joint	46T	28	24	56	90	60	M		
	1996.07-	MT		F	Saloon Engine FE	827010	Outer Joint		28	24	56	90	60	M		
MAGENTIS																
-	2001- 2005			F	6 Cyl	627001	Inner Joint		27	25	41	62.5	93			
	2001- 2005		L		6 Cyl	224094	Drive Shaft	47T	27	27	60	96.5	661			
MAGENTIS (GD)																
2.0 (100 kW)	2001.05-	MT		F	Saloon Engine G4JP	824029	Outer Joint	47T	27	25	60	95	63.5	M		
	2001.05-	MT/AT		F	Saloon Engine G4JP	827029	Outer Joint	46T	28	24	56	90	60	M		
	2001.05-	AT	L	F	Saloon Engine G4JP	224158	Drive Shaft	47T	27	27	60	95	660			
2.5 V6 (124 kW)	2001.05-	MT	L	F	Saloon Engine G6BV	224158	Drive Shaft	47T	27	27	60	95	660			
MENTOR																
-	1998.05- 2001.05	MT	L			227049	Drive Shaft		26	28	56	92	615.5			
MENTOR (FA)																
1.5 i (59 kW)	1996.02- 1997.10			F	Saloon Engine B5	834006	Outer Joint	44T	26	22	56	94	59	M		
	1996.02- 1997.10			F	Hatchback Engine B5	834006	Outer Joint	44T	26	22	56	94	59	M		
	1996.02- 1997.10			F	Saloon Engine B5	834022	Outer Joint	44T	26	22	56	94	59	I		
	1996.02- 1997.10			F	Hatchback Engine B5	834022	Outer Joint	44T	26	22	56	94	59	I		
	1996.02- 1997.10	MT		F	Saloon Engine B5	827001	Outer Joint		26	22	56	93.5	55.5	M		
	1996.02- 1997.10	MT		F	Hatchback Engine B5	827001	Outer Joint		26	22	56	93.5	55.5	M		
1.6 i (59 kW)	1993.09- 1997.10			F	Saloon Engine B6	834006	Outer Joint	44T	26	22	56	94	59	M		
	1993.09- 1997.10			F	Saloon Engine B6	834022	Outer Joint	44T	26	22	56	94	59	I		
	1993.09- 1997.10	MT		F	Saloon Engine B6	827001	Outer Joint		26	22	56	93.5	55.5	M		
	1995.01- 1997.10			F	Hatchback Engine B6	834006	Outer Joint	44T	26	22	56	94	59	M		
	1995.01- 1997.10			F	Hatchback Engine B6	834022	Outer Joint	44T	26	22	56	94	59	I		
	1995.01- 1997.10	MT		F	Hatchback Engine B6	827001	Outer Joint		26	22	56	93.5	55.5	M		
1.8 i 16V (82 kW)	1995.01- 1997.10			F	Hatchback Engine OK24N/OK26Y	827027	Outer Joint	44T	26	23	56	93	55	M		
	1995.01- 1997.10			F	Saloon Engine OK24N/OK26Y	827027	Outer Joint	44T	26	23	56	93	55	M		
	1995.01- 1997.10			F	Hatchback Engine OK24N/OK26Y	834006	Outer Joint	44T	26	22	56	94	59	M		
	1995.01- 1997.10			F	Saloon Engine OK24N/OK26Y	834006	Outer Joint	44T	26	22	56	94	59	M		
	1995.01- 1997.10			F	Hatchback Engine OK24N/OK26Y	834022	Outer Joint	44T	26	22	56	94	59	I		
	1995.01- 1997.10			F	Saloon Engine OK24N/OK26Y	834022	Outer Joint	44T	26	22	56	94	59	I		
	1995.01- 1997.10	MT		F	Hatchback Engine OK24N/OK26Y	827001	Outer Joint		26	22	56	93.5	55.5	M		
	1995.01- 1997.10	MT		F	Saloon Engine OK24N/OK26Y	827001	Outer Joint		26	22	56	93.5	55.5	M		
	1995.01- 1997.10	MT		F	Hatchback Engine OK24N/OK26Y	827007	Outer Joint		26	23	56	93	55	M		





	 YEAR	TRANSM	L/R	F/R	REMARKS	GSP Ref.	 PRODUCT	 ABS	Technical Specifications								
									A	B	C	H	L	P			
KIA																	
MENTOR (FA)																	
1.8 i 16V (82 kW)	1995.01- 1997.10	MT		F	Saloon Engine OK24N/OK26Y	827007	Outer Joint		26	23	56	93	55	M			
OPTIMA																	
-	2000- 2004	AT				624008	Inner Joint		25	23	41	63	92.5				
	2001-		R			227002	Drive Shaft		27	27	60	95	974				
	2001- 2002		L			224094	Drive Shaft	47T	27	27	60	96.5	661				
2.0	1999.01-	MT/AT				827008	Outer Joint		27	23	60	95	63.5	M			
	2001.01-	MT/AT				827009	Outer Joint		27	25	60	95	63.5	M			
	2001.01-	MT/AT				824029	Outer Joint	47T	27	25	60	95	63.5	M			
2.7	2003- 2006	AT			6 Cyl	627001	Inner Joint		27	25	41	62.5	93				
	2003- 2006	AT	L		6 Cyl	224094	Drive Shaft	47T	27	27	60	96.5	661				
PICANTO (BA)																	
1.0 (45 kW)	2004.05- 2008.02			F	Hatchback Engine G4HE	827072	Outer Joint	48T	24	20	52.5	85.5	51	M			
	2004.05- 2008.02			F	Hatchback Engine G4HE	827077	Outer Joint		24	20	52.5	85.5	51	M			
1.1 (48 kW)	2004.05- 2008.02			F	Hatchback Engine G4HG	827072	Outer Joint	48T	24	20	52.5	85.5	51	M			
	2004.05- 2008.02			F	Hatchback Engine G4HG	827077	Outer Joint		24	20	52.5	85.5	51	M			
1.1 CRDi (55 kW)	2005.11-			F	Hatchback Engine D3FA	834094	Outer Joint	48T	24	21	52.5	86.5	54.5	M			
	2005.11-			F	Hatchback Engine D3FA	827072	Outer Joint	48T	24	20	52.5	85.5	51	M			
	2005.11-			F	Hatchback Engine D3FA	827077	Outer Joint		24	20	52.5	85.5	51	M			
PRIDE																	
-		AT	R		Hatchbackback Engine B1	227108	Drive Shaft		24	24	52	86.5	881				
		AT	L		Hatchbackback Engine B1	227109	Drive Shaft		24	24	52	86.5	597				
1.1	1989-	MT	L			227040	Drive Shaft		24	22	52	86	605.4				
	1989-	MT	R			227042	Drive Shaft		24	22	52	86	880				
	1989-	MT				618007	Inner Joint		22	20	35	59	82				
1.3	1989-	MT	L			227040	Drive Shaft		24	22	52	86	605.4				
	1989-	MT	R			227042	Drive Shaft		24	22	52	86	880				
	1989-	MT				618007	Inner Joint		22	20	35	59	82				
1.3 (47 kW)	1999.08-			F	Estate	827005	Outer Joint		24	19	52	86	50.5	O			
PRIDE (DA)																	
1.1 (DA)	1991.01-	MT			Engine B3	818033	Outer Joint		24	20	52	86	50.5	M			
1.1 i (38 kW)	1991.01-			F	Hatchback Engine B1	827005	Outer Joint		24	19	52	86	50.5	O			
	1991.01-	MT		F	Hatchback Engine B1	818030	Outer Joint		24	19	52	86	50.5	M			
1.3 (DA)	1991.01-	MT			Engine B3	818033	Outer Joint		24	20	52	86	50.5	M			
1.3 16V (44 kW)	1990.01-			F	Hatchback Engine B3	827005	Outer Joint		24	19	52	86	50.5	O			
	1990.01-	MT		F	Hatchback Engine B3	818030	Outer Joint		24	19	52	86	50.5	M			
1.3 16V (47 kW)	1996.10-			F	Hatchback Engine B3	827005	Outer Joint		24	19	52	86	50.5	O			
	1996.10-	MT		F	Hatchback Engine B3	818030	Outer Joint		24	19	52	86	50.5	M			
	1996.10-	MT		F	Hatchback Engine B3	827003	Outer Joint		24	21	52	86	54.5	I			
1.3 16V (53 kW)	1990.01-			F	Hatchback Engine B3	827005	Outer Joint		24	19	52	86	50.5	O			
	1990.01-	MT		F	Hatchback Engine B3	818030	Outer Joint		24	19	52	86	50.5	M			
	1990.01-	MT		F	Hatchback Engine B3	827003	Outer Joint		24	21	52	86	54.5	I			
1.3 i (51 kW)	1990.01-			F	Hatchback	827005	Outer Joint		24	19	52	86	50.5	O			
	1990.01-	MT		F	Hatchback	818030	Outer Joint		24	19	52	86	50.5	M			
RIO																	
-	2000- 2001	MT	L			227024	Drive Shaft		24	26	52	86	605				
	2000- 2001	MT	R			227026	Drive Shaft		24	26	52	86	888				
	2000- 2004					627008	Inner Joint		26	22	35	66.5	95				
	2000- 2005	MT	R	F		227027	Drive Shaft	44T	24	26	52	86	888				
	2000- 2005	MT	L	F		227025	Drive Shaft	44T	24	26	52	86	605				
	2001- 2004					834127	Outer Joint		24	22	52	86	58.5	M			
RIO (DC)																	
1.3 (55 kW)	2000.08- 2005.02			F	Estate Engine A3E	827070	Outer Joint		24	21	52	86	55	M			
1.3 (60 kW)	2000.08- 2005.02			F	Estate Engine A3E	827070	Outer Joint		24	21	52	86	55	M			
1.5 16V (71 kW)	2002.09- 2005.02			F	Estate Engine A5D	827016	Outer Joint		24	22	52	86	58.5	M			
1.5 16V (72 kW)	2000.08- 2005.02			F	Estate Engine A5D	827016	Outer Joint		24	22	52	86	58.5	M			
RIO (DC_)																	
1.3 (55 kW)	2000.09- 2005.02			F	Saloon	827070	Outer Joint		24	21	52	86	55	M			
1.3 (60 kW)	2002.08- 2005.02			F	Saloon Engine A3E	827070	Outer Joint		24	21	52	86	55	M			
1.5 16V (72 kW)	2000.09- 2005.02			F	Saloon Engine A5D	827016	Outer Joint		24	22	52	86	58.5	M			





	 YEAR	TRANSM	L/R	F/R	REMARKS	GSP Ref.	 PRODUCT	 ABS	Technical Specifications								
									A	B	C	H	L	P			
KIA																	
RIO II (JB)																	
1.4 16V (71 kW)	2005.03- 2005.09- 2007.01			F	Saloon Engine G4EE	827076	Outer Joint	44T	25	22	50	95	58	M			
				F	Hatchback Engine G4EE	827076	Outer Joint	44T	25	22	50	95	58	M			
1.5 CRDi (81 kW)	2005.09- 2008.02			F	Hatchback Engine D4FA	827068	Outer Joint	48T	25	24	50	94.5	63.5	M			
	2005.09- 2008.02			F	Saloon Engine D4FA	827068	Outer Joint	48T	25	24	50	94.5	63.5	M			
1.6 CVT (82 kW)	2005.03-			F	Hatchback Engine G4ED	827076	Outer Joint	44T	25	22	50	95	58	M			
SEDONA II (GQ)																	
2.5 V6 (110 kW)	2001.10-	MT/AT		F	MPV Engine K5	827053	Outer Joint		28	26	56	102.5	66	M			
	2001.10-	MT/AT		F	MPV Engine K5	827059	Outer Joint	54T	28	26	56	102.5	66	M			
2.9 CRDi (106 kW)	2001.10-	MT/AT		F	MPV Engine J3	827053	Outer Joint		28	26	56	102.5	66	M			
	2001.10-	MT/AT		F	MPV Engine J3	827059	Outer Joint	54T	28	26	56	102.5	66	M			
SEPHIA																	
-	1994- 1997					624010	Inner Joint		25	22	35	63	87				
	1994- 1997	MT/AT				627007	Inner Joint		28	23	43	40.8	75.5				
	1995- 1997		L			218087	Drive Shaft		26	24	56	93	626.5				
	1995- 1997					618039	Inner Joint		24	28	35	64.1	91.5				
	1996-	MT	L		S15	227005	Drive Shaft		26	26	56	93	629				
	1996-	MT	R		S15	227006	Drive Shaft		26	26	56	93	898				
	1996-				S15	634008	Inner Joint		26	22	35	66.7	92				
	1998- 1999					827022	Outer Joint		26	24	56	92	60	M			
	1998- 2001		R	F		227066	Drive Shaft		26	28	56	93	625.5				
	1998- 2001	AT	L	F		227053	Drive Shaft	44T	26	24	56	92	626				
	1998- 2001	AT		F		834075	Outer Joint	44T	26	24	56	92	60	M			
	1998- 2001	MT/AT		F		627015	Inner Joint		28	23	43	40.8	75				
	2001-		L			227071	Drive Shaft	46T	28	24	56	90	624				
	2001-		R			227070	Drive Shaft	46T	28	28	56	90	618.5				
1.5	1994- 1998		R			227031	Drive Shaft		26	24	56	93.5	895				
	1994-		L			227061	Drive Shaft		26	24	56	93.5	635				
	1997-		L			227060	Drive Shaft		26	26	56	93.5	630				
	1999.01-	AT				827006	Outer Joint		26	22	56	93	55	M			
1.6	1994- 1998					827028	Outer Joint	44T	26	22	56	93	55	M			
	1999.01-	AT				827006	Outer Joint		26	22	56	93	55	M			
1.6 DOHC	1994- 1997		R			227050	Drive Shaft		26	28	56	93	615.5				
1.8	1994- 1997	MT	L			227054	Drive Shaft	44T	26	28	56	93	617.5				
	1994- 1997	MT	R			227055	Drive Shaft	44T	26	28	56	93	617.5				
	1994- 1997	MT				627006	Inner Joint		28	23	35	66.5	104				
	1995- 1998					827024	Outer Joint	44T	26	23	56	93	56.5	M			
	1995- 1997					815002	Outer Joint		26	23	56	93	56.5	M			
SHUMA																	
-		MT	L			227049	Drive Shaft		26	28	56	92	615.5				
SHUMA (FB)																	
1.5 (59 kW)	1996.03- 1998.12			F	Saloon Engine OK280	827006	Outer Joint		26	22	56	93	55	M			
1.5 i 16V (65 kW)	1997.10- 2001.03	MT		F	Hatchback	827001	Outer Joint		26	22	56	93.5	55.5	M			
	1997.10- 2001.03			F	Hatchback	827006	Outer Joint		26	22	56	93	55	M			
	1997.10- 2001.10			F	Saloon	827006	Outer Joint		26	22	56	93	55	M			
1.8 i 16V (81 kW)	1997.10- 2001.03			F	Hatchback Engine T8	827006	Outer Joint		26	22	56	93	55	M			
SHUMA II (FB)																	
1.6 (75 kW)	2001.05- 2004.05	MT/AT		F	Saloon Engine GA6D	827006	Outer Joint		26	22	56	93	55	M			
	2001.05- 2004.08	MT/AT		F	Hatchback Engine GA6D	827006	Outer Joint		26	22	56	93	55	M			
1.8 (84 kW)	2002.03- 2004.05			F	Hatchback Engine T8	827006	Outer Joint		26	22	56	93	55	M			
SORENTO																	
-						827014	Outer Joint		28	25	56	102	63	M			
SORENTO I (JC)																	
2.4 (102 kW)	2002.08-	AT			All-wheel Drive Closed Off-Road Vehicle Engine G4JS	827014	Outer Joint		28	25	56	102	63	M			
2.5 CRDi (103 kW)	2002.08-	AT			All-wheel Drive Closed Off-Road Vehicle Engine D4CB	827014	Outer Joint		28	25	56	102	63	M			
	2002.08-		R		All-wheel Drive Closed Off-Road Vehicle Engine D4CB	227064	Drive Shaft		28	28	56	102	567				
	2002.08-		L		All-wheel Drive Closed Off-Road Vehicle Engine D4CB	227065	Drive Shaft		28	30	56	102	635				
2.5 CRDi (125 kW)	2006.08- 2007.05	AT			All-wheel Drive Closed Off-Road Vehicle Engine D4CB	827014	Outer Joint		28	25	56	102	63	M			
3.5 V6 (143 kW)	2002.08-	AT			All-wheel Drive Closed Off-Road Vehicle Engine G6CU	827014	Outer Joint		28	25	56	102	63	M			
	2002.08-		R		All-wheel Drive Closed Off-Road Vehicle Engine G6CU	227064	Drive Shaft		28	28	56	102	567				
	2002.08-		L		All-wheel Drive Closed Off-Road Vehicle Engine G6CU	227065	Drive Shaft		28	30	56	102	635				





	 YEAR	TRANSM	L/R	F/R	REMARKS	GSP Ref.	 PRODUCT	 ABS	Technical Specifications									
									A	B	C	H	L	P				
KIA SPECTRA																		
-	2000- 2001			R	F		227066	Drive Shaft		26	28	56	93	625.5				
	2000- 2001	AT		L	F		227053	Drive Shaft	44T	26	24	56	92	626				
	2000- 2001	AT			F		834075	Outer Joint	44T	26	24	56	92	60	M			
	2000- 2001	MT/AT			F		627015	Inner Joint		28	23	43	40.8	75				
	2001- 2004			L			227071	Drive Shaft	46T	28	24	56	90	624				
	2001- 2004			R			227070	Drive Shaft	46T	28	28	56	90	618.5				
1.5		MT					827006	Outer Joint		26	22	56	93	55	M			
	1991-	AT		R		BFD (RHD)	227012	Drive Shaft	46T	28	24	56	89.7	907.5				
	1991-	AT		L		BFD (RHD)	227011	Drive Shaft	46T	28	24	56	89.7	635				
	2000-			L			227059	Drive Shaft		28	26	56	89.7	633				
	2000-						634008	Inner Joint		26	22	35	66.7	92				
1.6	2002- 2003						627004	Inner Joint		28	22	43	40	67				
	2002- 2003			R			227030	Drive Shaft	46T	28	28	56	89.7	574				
SPECTRA (BFD)																		
1.5	1991.01-	4AT					827004	Outer Joint		28	22	56	90	55.5	M			
	1991.01-	4AT					827032	Outer Joint	46T	28	22	56	89.7	55.5	M			
SPORTAGE																		
-							824094	Outer Joint	48T	27	26	62	94.5	65	M			
							827011	Outer Joint		26	24	65	136	64	M			
	1995- 2000						227067	Drive Shaft		26	26	65	122	577.5				
	1995- 2000						627016	Inner Joint		26	24	35	82.5	100				
	2001- 2002			R	F	Truck/VAN	227084	Drive Shaft		26	26	66.8	125	582				
	2001- 2002				F	Truck/VAN	634037	Inner Joint		26	25	35	82.5	100				
	2005-						227105	Drive Shaft	48T	27	26	62.2	95	608				
SPORTAGE (K00)																		
2.0 i 16V (94 kW)	1999.10- 2003.08			R		Closed Off-Road Vehicle Engine FE	899053	Outer Joint		26	25	65	122	63	M			
2.0 i 16V 4WD (94 kW)	1994.04- 2003.08	MT		F		All-wheel Drive Closed Off-Road Vehicle Engine FE	827002	Outer Joint		26	24	65	122	62	M			
	1994.04- 2003.08					All-wheel Drive Closed Off-Road Vehicle Engine FE	899053	Outer Joint		26	25	65	122	63	M			
2.0 i 4WD (70 kW)	1994.04- 1999.08			F		All-wheel Drive Closed Off-Road Vehicle Engine FE(8V)	827002	Outer Joint		26	24	65	122	62	M			
	1994.04- 1999.08					All-wheel Drive Closed Off-Road Vehicle Engine FE(8V)	899053	Outer Joint		26	25	65	122	63	M			
2.0 TD 4WD (61 kW)	1997.10- 2003.08			F		All-wheel Drive Closed Off-Road Vehicle Engine RF	827002	Outer Joint		26	24	65	122	62	M			
VISTO																		
0.8	1997-			L			224034	Drive Shaft	38T	25	22	50	94.5	596				
LADA 110																		
1.3 Wankel (88 kW)	1997.06-	MT		F		Saloon Engine VAZ-415	828001	Outer Joint		22	22	50	77	53.5	I			
1.5 (54 kW)	1995.01-	MT		F		Saloon Engine BA32111	828001	Outer Joint		22	22	50	77	53.5	I			
	1995.01-	5MT	L	F		Saloon Engine BA32111	228001	Drive Shaft		22	24	50	77	600				
	1995.01-	5MT	R	F		Saloon Engine BA32111	228002	Drive Shaft		22	24	50	77	848				
1.5 (56 kW)	2000.10-	5MT	L	F		Saloon Engine VAZ-2111	228001	Drive Shaft		22	24	50	77	600				
	2000.10-	5MT	R	F		Saloon Engine VAZ-2111	228002	Drive Shaft		22	24	50	77	848				
1.5 (57 kW)	1995.01-	MT		F		Saloon Engine VAZ-2111	828001	Outer Joint		22	22	50	77	53.5	I			
	1995.01-	5MT	L	F		Saloon Engine VAZ-2111	228001	Drive Shaft		22	24	50	77	600				
	1995.01-	5MT	R	F		Saloon Engine VAZ-2111	228002	Drive Shaft		22	24	50	77	848				
1.5 16V (70 kW)	1995.01-	MT		F		Saloon Engine VAZ-2112	828001	Outer Joint		22	22	50	77	53.5	I			
2.0 i (110 kW)	1996.08-	MT		F		Saloon Engine C20XE	828001	Outer Joint		22	22	50	77	53.5	I			
111																		
1.5 (56 kW)	2000.10-	5MT	L	F		Estate Engine VAZ-2111	228001	Drive Shaft		22	24	50	77	600				
	2000.10-	5MT	R	F		Estate Engine VAZ-2111	228002	Drive Shaft		22	24	50	77	848				
1.5 (57 kW)	1996.01-	5MT	L	F		Estate Engine VAZ-2111	228001	Drive Shaft		22	24	50	77	600				
	1996.01-	5MT	R	F		Estate Engine VAZ-2111	228002	Drive Shaft		22	24	50	77	848				
112																		
1.5 (57 kW)	1995.01-	5MT	L	F		Hatchback Engine VAZ-2111	228001	Drive Shaft		22	24	50	77	600				
	1995.01-	5MT	R	F		Hatchback Engine VAZ-2111	228002	Drive Shaft		22	24	50	77	848				
2170 KALINA / PRIORA																		
-							828010	Outer Joint	43T	22	22	50	77	53.5	I			
NIVA (2121)																		
1.6 (54 kW)	1987.01- 1995.03	MT				All-wheel Drive Closed Off-Road Vehicle Engine BA32121	828002	Outer Joint		22	22	56	107.5	66.5	I			
1.6 (56 kW)	1976.12- 1987.05			L	F	All-wheel Drive Closed Off-Road Vehicle Engine BA32121	228005	Drive Shaft		22	22	56	107.5	707				
	1976.12- 1987.05			R	F	All-wheel Drive Closed Off-Road Vehicle Engine BA32121	228006	Drive Shaft		22	22	56	107.5	831				
	1976.12- 1987.05			F		All-wheel Drive Closed Off-Road Vehicle Engine BA32121	628003	Inner Joint		22	22	40	93.5	116				





	 YEAR	TRANSM	L/R	F/R	REMARKS	GSP Ref.	 PRODUCT	 ABS	Technical Specifications									
									A	B	C	H	L	P				
LADA NIVA (2121)																		
1.6 (56 kW)	1976.12- 1987.05			F	All-wheel Drive Closed Off-Road Vehicle Engine BA32121	628004	Inner Joint		22	22	30	217.8	116					
	1976.12- 1987.05	MT			All-wheel Drive Closed Off-Road Vehicle Engine BA32121	828002	Outer Joint		22	22	56	107.5	66.5	I				
	1980.04- 1987.12		L	F	All-wheel Drive Closed Off-Road Vehicle Engine BA32121	228005	Drive Shaft		22	22	56	107.5	707					
	1980.04- 1987.12			R	All-wheel Drive Closed Off-Road Vehicle Engine BA32121	228006	Drive Shaft		22	22	56	107.5	831					
	1980.04- 1987.12				F	All-wheel Drive Closed Off-Road Vehicle Engine BA32121	628003	Inner Joint		22	22	40	93.5	116				
	1980.04- 1987.12	MT			F	All-wheel Drive Closed Off-Road Vehicle Engine BA32121	628004	Inner Joint		22	22	30	217.8	116				
NIVA (2123)																		
	2000-					828004	Outer Joint		24	22	46	107.5	66.5	I				
	2000-		L			228011	Drive Shaft		24	24	46	107.5	707					
	2000-				TRIPOD TYPE	628007	Inner Joint		24	22	40	215.5	116					
	2000-			R		228012	Drive Shaft		24	24	46	107.5	829					
	2000-				TRIPOD TYPE	628006	Inner Joint		24	22	40	93.5	116					
OKA																		
0.6 (22 kW)	1987- 1995					899012	Outer Joint		20	19	42	90	47	M				
	1987- 1995					628005	Inner Joint		20	19	35	53.5	88					
	1987- 1995		R			228007	Drive Shaft		20	20	42	90	696					
	1987- 1995		L			228008	Drive Shaft		20	20	42	90	606					
0.8 (26 kW)	1987- 1995					899012	Outer Joint		20	19	42	90	47	M				
	1987- 1995					628005	Inner Joint		20	19	35	53.5	88					
	1987- 1995		R			228007	Drive Shaft		20	20	42	90	696					
	1987- 1995		L			228008	Drive Shaft		20	20	42	90	606					
SAMARA (2108, 2109)																		
1.1 (39 kW)	1988.02- 1994.12	MT		F	Hatchback Engine BA321081	628001	Inner Joint		24	22	35	60.8	97					
	1988.02- 1994.12	MT		F	Hatchback Engine BA321081	828001	Outer Joint		22	22	50	77	53.5	I				
	1988.02- 1994.12	MT	L	F	Hatchback Engine BA321081	228001	Drive Shaft		22	24	50	77	600					
	1988.02- 1994.12	MT	R	F	Hatchback Engine BA321081	228002	Drive Shaft		22	24	50	77	848					
1.3 (45 kW)	1991.09-	MT		F	Hatchback Engine BA32108(KAT)	628001	Inner Joint		24	22	35	60.8	97					
	1991.09-	MT		F	Hatchback Engine BA32108(KAT)	828001	Outer Joint		22	22	50	77	53.5	I				
	1991.09-	MT	L	F	Hatchback Engine BA32108(KAT)	228001	Drive Shaft		22	24	50	77	600					
	1991.09-	MT	R	F	Hatchback Engine BA32108(KAT)	228002	Drive Shaft		22	24	50	77	848					
1.3 (46 kW)	1988.01-	MT		F	Hatchback Engine BA32108	628001	Inner Joint		24	22	35	60.8	97					
	1988.01-	MT		F	Hatchback Engine BA32108	828001	Outer Joint		22	22	50	77	53.5	I				
	1988.01-	MT	L	F	Hatchback Engine BA32108	228001	Drive Shaft		22	24	50	77	600					
	1988.01-	MT	R	F	Hatchback Engine BA32108	228002	Drive Shaft		22	24	50	77	848					
1.3 (48 kW)	1986.01- 1994.12	MT		F	Hatchback Engine BA32108	628001	Inner Joint		24	22	35	60.8	97					
	1986.01- 1994.12	MT		F	Hatchback Engine BA32108	828001	Outer Joint		22	22	50	77	53.5	I				
	1986.01- 1994.12	MT	L	F	Hatchback Engine BA32108	228001	Drive Shaft		22	24	50	77	600					
	1986.01- 1994.12	MT	R	F	Hatchback Engine BA32108	228002	Drive Shaft		22	24	50	77	848					
1.5 (50 kW)	1991.09-	MT		F	Hatchback Engine BA321083(KAT)	628001	Inner Joint		24	22	35	60.8	97					
	1991.09-	MT		F	Hatchback Engine BA321083(KAT)	828001	Outer Joint		22	22	50	77	53.5	I				
	1991.09-	MT	L	F	Hatchback Engine BA321083(KAT)	228001	Drive Shaft		22	24	50	77	600					
	1991.09-	MT	R	F	Hatchback Engine BA321083(KAT)	228002	Drive Shaft		22	24	50	77	848					
1.5 (52 kW)	1995.02-	MT		F	Hatchback Engine BA32111	628001	Inner Joint		24	22	35	60.8	97					
	1995.02-	MT		F	Hatchback Engine BA32111	828001	Outer Joint		22	22	50	77	53.5	I				
	1995.02-	MT	L	F	Hatchback Engine BA32111	228001	Drive Shaft		22	24	50	77	600					
	1995.02-	MT	R	F	Hatchback Engine BA32111	228002	Drive Shaft		22	24	50	77	848					
1.5 (53 kW)	1988.01-	MT		F	Hatchback Engine BA321083	628001	Inner Joint		24	22	35	60.8	97					
	1988.01-	MT		F	Hatchback Engine BA321083	828001	Outer Joint		22	22	50	77	53.5	I				
	1988.01-	MT	L	F	Hatchback Engine BA321083	228001	Drive Shaft		22	24	50	77	600					
	1988.01-	MT	R	F	Hatchback Engine BA321083	228002	Drive Shaft		22	24	50	77	848					
SAMARA 2110																		
-		MT	R			228004	Drive Shaft		22	24	50	77	856.2					
		MT	L			228003	Drive Shaft		22	24	50	77	594					
SAMARA FORMA (21099)																		
1.1 (39 kW)	1991.07-	MT		F	Saloon Engine BA321081(KAT)	628001	Inner Joint		24	22	35	60.8	97					
	1991.07-	MT		F	Saloon Engine BA321081(KAT)	828001	Outer Joint		22	22	50	77	53.5	I				
	1991.07-	MT	L	F	Saloon Engine BA321081(KAT)	228001	Drive Shaft		22	24	50	77	600					
	1991.07-	MT	R	F	Saloon Engine BA321081(KAT)	228002	Drive Shaft		22	24	50	77	848					
1.3 (45 kW)	1991.07-	MT		F	Saloon Engine BA32108	628001	Inner Joint		24	22	35	60.8	97					
	1991.07-	MT		F	Saloon Engine BA32108	828001	Outer Joint		22	22	50	77	53.5	I				





	 YEAR	TRANSM	L/R	F/R	REMARKS	GSP Ref.	 PRODUCT	 ABS	Technical Specifications							
									A	B	C	H	L	P		
LADA SAMARA FORMA (21099)																
1.3 (45 kW)	1991.07-	MT	L	F	Saloon Engine BA32108	228001	Drive Shaft		22	24	50	77	600			
	1991.07-	MT	R	F	Saloon Engine BA32108	228002	Drive Shaft		22	24	50	77	848			
1.3 (46 kW)	1990.05-	MT		F	Saloon Engine BA32108	628001	Inner Joint		24	22	35	60.8	97			
	1990.05-	MT		F	Saloon Engine BA32108	828001	Outer Joint		22	22	50	77	53.5	I		
	1990.05-	MT	L	F	Saloon Engine BA32108	228001	Drive Shaft		22	24	50	77	600			
	1990.05-	MT	R	F	Saloon Engine BA32108	228002	Drive Shaft		22	24	50	77	848			
1.3 (48 kW)	1989.05- 1997.07	MT		F	Saloon Engine BA32108	628001	Inner Joint		24	22	35	60.8	97			
	1989.05- 1997.07	MT		F	Saloon Engine BA32108	828001	Outer Joint		22	22	50	77	53.5	I		
	1989.05- 1997.07	MT	L	F	Saloon Engine BA32108	228001	Drive Shaft		22	24	50	77	600			
	1989.05- 1997.07	MT	R	F	Saloon Engine BA32108	228002	Drive Shaft		22	24	50	77	848			
1.5 (50 kW)	1991.07-	MT		F	Saloon Engine BA321083(KAT)	628001	Inner Joint		24	22	35	60.8	97			
	1991.07-	MT		F	Saloon Engine BA321083(KAT)	828001	Outer Joint		22	22	50	77	53.5	I		
	1991.07-	MT	L	F	Saloon Engine BA321083(KAT)	228001	Drive Shaft		22	24	50	77	600			
	1991.07-	MT	R	F	Saloon Engine BA321083(KAT)	228002	Drive Shaft		22	24	50	77	848			
1.5 (53 kW)	1991.09-	MT		F	Saloon Engine BA321083	628001	Inner Joint		24	22	35	60.8	97			
	1991.09-	MT		F	Saloon Engine BA321083	828001	Outer Joint		22	22	50	77	53.5	I		
	1991.09-	MT	L	F	Saloon Engine BA321083	228001	Drive Shaft		22	24	50	77	600			
	1991.09-	MT	R	F	Saloon Engine BA321083	228002	Drive Shaft		22	24	50	77	848			
LANCIA BETA (828BC)																
1.3 (62 kW)	1981.12- 1984.12	MT		F	Coupe Engine 828D3.000	648004	Inner Joint			25		32				
1.6 (74 kW)	1976.04- 1984.12	MT		F	Coupe Engine 828B.000	648004	Inner Joint			25		32				
2.0 (85 kW)	1981.01- 1984.12	MT		F	Coupe	648004	Inner Joint			25		32				
2.0 (88 kW)	1976.04- 1984.12	MT		F	Coupe Engine 828B1.000	648004	Inner Joint			25		32				
2.0 i.e. (90 kW)	1981.12- 1984.12	MT		F	Coupe	648004	Inner Joint			25		32				
BETA (828_B_)																
1.3 (61 kW)	1976.04- 1982.07			F	Hatchback	618070	Inner Joint			25		32				
	1976.04- 1982.07	MT		F	Hatchback	648004	Inner Joint			25		32				
1.6 (74 kW)	1973.08- 1982.07			F	Hatchback Engine 828B.000	648004	Inner Joint			25		32				
2.0 (85 kW)	1978.07- 1982.07	MT		F	Hatchback Engine 828B1.000	648004	Inner Joint			25		32				
BETA H.P.E. (828BF)																
1.6 (74 kW)	1980.08- 1984.09	MT		F	Hatchback Engine 828B.000	648004	Inner Joint			25		32				
2.0 (85 kW)	1979.04- 1984.09	MT		F	Hatchback Engine 828B1.000	618070	Inner Joint			25		32				
2.0 (88 kW)	1976.05- 1978.05			F	Hatchback Engine 828B1.000	817002	Outer Joint		25	25	54.5	77	58	I		
	1976.05- 1978.05			F	Hatchback Engine 828B1.000	618070	Inner Joint			25		32				
	1976.05- 1978.05	MT		F	Hatchback Engine 828B1.000	648004	Inner Joint			25		32				
2.0 i.e. (90 kW)	1981.05- 1984.09	MT		F	Hatchback Engine 828B4.000	648004	Inner Joint			25		32				
BETA MONTE CARLO (137AS, 137BS)																
2.0 (88 kW)	1975.09- 1981.05			R	Targa Engine 134AS.000	618070	Inner Joint			25		32				
BETA SPIDER (828BS)																
1.6 (74 kW)	1976.05- 1982.08	MT		F	Targa Engine 828B.000	648004	Inner Joint			25		32				
2.0 (85 kW)	1979.04- 1986.10	MT		F	Targa Engine 828B1.000	648004	Inner Joint			25		32				
2.0 (88 kW)	1976.05- 1979.11			F	Targa Engine 828B1.000	648004	Inner Joint			25		32				
DEDRA (835)																
1.6 (66 kW)	1994.10- 1999.07	MT		F	Estate Engine 159B9.000	817004	Outer Joint		25	25	52	85	58	I		
1.6 16V (76 kW)	1996.01- 1999.07			F	Saloon Engine 182A4.000	817023	Outer Joint		25	22	52	84	57	O		
	1996.01- 1999.07			F	Estate Engine 182A4.000	817023	Outer Joint		25	22	52	84	57	O		
	1996.01- 1999.07			F	Saloon Engine 182A4.000	802005	Outer Joint	44T	25	22	52	84	57	O		
	1996.01- 1999.07			F	Estate Engine 182A4.000	802005	Outer Joint	44T	25	22	52	84	57	O		
1.6 i.e. (55 kW)	1993.04- 1999.07	MT		F	Saloon Engine 835C1.000	817039	Outer Joint	44T	22	20	46.8	75.5	52	O		
	1993.04- 1999.07	MT		F	Saloon Engine 835C1.000	817001	Outer Joint		22	20	46.8	75.5	52	O		
1.6 LE (66 kW)	1994.07- 1999.07	MT		F	Saloon Engine 159B9.000	817039	Outer Joint	44T	22	20	46.8	75.5	52	O		
	1994.07- 1999.07	MT		F	Saloon Engine 159B9.000	817001	Outer Joint		22	20	46.8	75.5	52	O		
1.8 16V LE (83 kW)	1996.03- 1999.07	MT		F	Saloon Engine 182A2.000	817004	Outer Joint		25	25	52	85	58	I		
	1996.03- 1999.07	MT		F	Estate Engine 182A2.000	817004	Outer Joint		25	25	52	85	58	I		
1.8 i.e. (66 kW)	1993.08- 1999.07			F	Saloon Engine 835C5.000	618070	Inner Joint			25		32				
	1993.08- 1999.07	MT		F	Saloon Engine 835C5.000	817004	Outer Joint		25	25	52	85	58	I		
	1993.08- 1999.07			F	Saloon Engine 835C5.000	802004	Outer Joint	44T	25	25	52	85	58	I		
	1993.08- 1999.07	MT		F	Saloon Engine 835C5.000	648004	Inner Joint			25		32				
1.8 i.e. (74 kW)	1994.07- 1999.07	MT		F	Saloon Engine 836A5.000	817004	Outer Joint		25	25	52	85	58	I		
	1994.07- 1999.07	MT		F	Estate Engine 836A5.000	817004	Outer Joint		25	25	52	85	58	I		





	 YEAR	TRANSM	L/R	F/R	REMARKS	GSP Ref.	 PRODUCT	 ABS	Technical Specifications							
									A	B	C	H	L	P		
LANCIA DEDRA (835)																
1.8 i.e. (77 kW)	1989.09- 1999.07	MT		F	Saloon Engine 835A2.046	817004	Outer Joint		25	25	52	85	58	I		
	1989.09- 1999.07	MT		F	Saloon Engine 835A2.046	648004	Inner Joint			25		32				
1.8 i.e. (80 kW)	1989.04- 1994.06	MT		F	Saloon Engine 835A2.000	648004	Inner Joint			25		32				
	1989.04- 1999.07			F	Saloon Engine 160D1.000/835A4.000/835A4.046	802004	Outer Joint	44T	25	25	52	85	58	I		
1.9 TDS (66 kW)	1989.04- 1999.07	MT		F	Saloon Engine 160D1.000/835A4.000/835A4.046	648004	Inner Joint			25		32				
	1994.07- 1999.07	MT		F	Estate Engine 160D1.000/835A4.000	618070	Inner Joint			25		32				
	1994.07- 1999.07			F	Estate Engine 160D1.000/835A4.000	802004	Outer Joint	44T	25	25	52	85	58	I		
2.0 16V (102 kW)	1994.07- 1999.07	MT		F	Saloon Engine 836A3.000	817004	Outer Joint		25	25	52	85	58	I		
	1994.07- 1999.07	MT		F	Estate Engine 836A3.000	817004	Outer Joint		25	25	52	85	58	I		
2.0 i.e. (83 kW)	1989.09- 1999.07	MT		F	Saloon Engine 835A5.046	817004	Outer Joint		25	25	52	85	58	I		
	1989.09- 1999.07	MT		F	Saloon Engine 835A5.046	648004	Inner Joint			25		32				
2.0 i.e. (86 kW)	1989.09- 1992.07	MT		F	Saloon Engine 835A5.000	817004	Outer Joint		25	25	52	85	58	I		
	1989.09- 1992.07	MT		F	Saloon Engine 835A5.000	648004	Inner Joint			25		32				
2.0 Integrale (102 kW)	1994.07- 1999.07	MT		F	All-wheel Drive Estate Engine 836A3.000	817004	Outer Joint		25	25	52	85	58	I		
DELTA (831AB0)																
1.3 (55 kW)	1979.09- 1992.08	MT		F	Hatchback Engine 831A2.000/831B.000	817005	Outer Joint		22	20	48.1	90.5	59.5	O		
1.5 (63 kW)	1979.09- 1992.12	MT		F	Hatchback Engine 831A1.000/831B1.000	817006	Outer Joint		22	25	48.1	93.5	60.5	I		
	1979.09- 1992.12	MT		F	Hatchback Engine 831A1.000/831B1.000	648004	Inner Joint			25		32				
1.6 GT (77 kW)	1982.11- 1986.04	MT		F	Hatchback Engine 831A4.000	817006	Outer Joint		22	25	48.1	93.5	60.5	I		
	1982.11- 1986.04	MT		F	Hatchback Engine 831A4.000	648004	Inner Joint			25		32				
1.6 GT i.e. (66 kW)	1987.05- 1992.08	MT		F	Hatchback Engine 149C2.000	817006	Outer Joint		22	25	48.1	93.5	60.5	I		
	1987.05- 1992.08	MT		F	Hatchback Engine 149C2.000	648004	Inner Joint			25		32				
1.6 GT i.e. (80 kW)	1986.08- 1988.08	MT		F	Hatchback Engine 831B7.000	817006	Outer Joint		22	25	48.1	93.5	60.5	I		
	1986.08- 1988.08	MT		F	Hatchback Engine 831B7.000	648004	Inner Joint			25		32				
2.0 16V HF Integrale (144 kW)	1989.03- 1991.09	MT			All-wheel Drive Hatchback Engine 831D5.000	817018	Outer Joint	90T	25	25	52	85	58	I		
DELTA II (836)																
1.4 i.e. (51 kW)	1994.10- 1999.08	MT		F	Hatchback Engine 160A1.046/836A4.000	817039	Outer Joint	44T	22	20	46.8	75.5	52	O		
	1994.10- 1999.08	MT		F	Hatchback Engine 160A1.046/836A4.000	817001	Outer Joint		22	20	46.8	75.5	52	O		
1.6 i.e. (55 kW)	1993.06- 1999.08	MT		F	Hatchback Engine 835C1.000	817021	Outer Joint		22	22	46.8	75.5	52	O		
	1993.06- 1999.08	MT		F	Hatchback Engine 835C1.000	817022	Outer Joint	44T	22	22	46.8	75.5	52	O		
	1993.06- 1999.08	MT		F	Hatchback Engine 835C1.000	817039	Outer Joint	44T	22	20	46.8	75.5	52	O		
	1993.06- 1999.08	MT		F	Hatchback Engine 835C1.000	817001	Outer Joint		22	20	46.8	75.5	52	O		
1.6 i.e. (66 kW)	1996.03- 1999.08	MT		F	Hatchback Engine 182A6.000	817004	Outer Joint		25	25	52	85	58	I		
1.8 i.e. (66 kW)	1994.07- 1999.08	MT		F	Hatchback Engine 835C4.000/836A6.000/836C4.000	817004	Outer Joint		25	25	52	85	58	I		
1.8 i.e. (76 kW)	1993.06- 1999.08	MT		F	Hatchback Engine 835C2.000	817004	Outer Joint		25	25	52	85	58	I		
1.9 TD (66 kW)	1994.10- 1999.08	MT		F	Hatchback Engine 160D1.000/835A4.000	817004	Outer Joint		25	25	52	85	58	I		
2.0 16V (102 kW)	1993.06- 1999.08	MT		F	Hatchback Engine 836A3.000	817004	Outer Joint		25	25	52	85	58	I		
2.0 16V Turbo (137 kW)	1993.06- 1999.08	MT		F	Hatchback Engine 836A2.000	817004	Outer Joint		25	25	52	85	58	I		
DELTA III (844)																
1.4 (110 kW)	2008.09-			F	Hatchback Engine 198A1.000	817030	Outer Joint		25	26	51	84.5	64.5	M		
1.4 (88 kW)	2008.09-			F	Hatchback Engine 198A4.000	817030	Outer Joint		25	26	51	84.5	64.5	M		
1.6 D Multijet (88 kW)	2008.09-			F	Hatchback Engine 198A2.000	817030	Outer Joint		25	26	51	84.5	64.5	M		
KAPPA (838)																
2.0 16V Turbo (151 kW)	1996.11- 2001.03			F	Coupe Engine 838A4.000	802011	Outer Joint	44T	27	28	56	85	63.5	O		
2.0 20V (114 kW)	1996.07- 2001.03			F	Coupe Engine 838A6.000	829003	Outer Joint	44T	27	25	60	85	58	I		
2.0 20V Turbo (162 kW)	1998.06- 2001.03	MT/AT		F	Coupe Engine 175A3.000	829001	Outer Joint	44T	27	25	60	84.5	57.5	O		
2.4 20V (129 kW)	1996.11- 2001.03			F	Coupe Engine 838A2.000	802011	Outer Joint	44T	27	28	56	85	63.5	O		
3.0 24V (150 kW)	1996.11- 2001.03			F	Coupe Engine 838B.000	802011	Outer Joint	44T	27	28	56	85	63.5	O		
KAPPA (838A)																
2.0 16V Turbo (151 kW)	1995.02- 2001.10			F	Saloon Engine 838A4.000	802011	Outer Joint	44T	27	28	56	85	63.5	O		
2.0 20V (107 kW)	1994.10- 2001.10	MT		F	Saloon Engine 838A1.000	829001	Outer Joint	44T	27	25	60	84.5	57.5	O		
	1994.10- 2001.10			F	Saloon Engine 838A1.000	829003	Outer Joint	44T	27	25	60	85	58	I		
2.0 20V (114 kW)	1996.07- 2001.10	MT/AT		F	Saloon Engine 838A6.000	829001	Outer Joint	44T	27	25	60	84.5	57.5	O		
	1996.07- 2001.10			F	Saloon Engine 838A6.000	829003	Outer Joint	44T	27	25	60	85	58	I		
2.0 20V Turbo (162 kW)	1998.06- 2001.10	MT/AT		F	Saloon Engine 175A3.000	829001	Outer Joint	44T	27	25	60	84.5	57.5	O		
2.4 20V (129 kW)	1994.08- 2001.10			F	Saloon Engine 838A2.000	802011	Outer Joint	44T	27	28	56	85	63.5	O		
2.4 T.DS (91 kW)	1994.08- 2001.10			F	Saloon Engine 838A3.000/838A7.000	802011	Outer Joint	44T	27	28	56	85	63.5	O		
3.0 24V (150 kW)	1994.08- 2001.10			F	Saloon Engine 838B.000	802011	Outer Joint	44T	27	28	56	85	63.5	O		
KAPPA (838B)																
2.0 16V Turbo (151 kW)	1996.07- 2001.10			F	Estate Engine 838A4.000	802011	Outer Joint	44T	27	28	56	85	63.5	O		





	 YEAR	TRANSM	L/R	F/R	REMARKS	GSP Ref.	 PRODUCT	 ABS	Technical Specifications							
									A	B	C	H	L	P		
LANCIA KAPPA (838B)																
2.0 20V (114 kW)	1996.07- 2001.10	MT/AT		F	Estate Engine 838A6.000	829001	Outer Joint	44T	27	25	60	84.5	57.5	O		
	1996.07- 2001.10			F	Estate Engine 838A6.000	829003	Outer Joint	44T	27	25	60	85	58	I		
2.0 20V Turbo (162 kW)	1998.06- 2001.10	MT/AT		F	Estate Engine 175A3.000	829001	Outer Joint	44T	27	25	60	84.5	57.5	O		
2.4 20V (129 kW)	1996.07- 2001.10			F	Estate Engine 838A2.000	802011	Outer Joint	44T	27	28	56	85	63.5	O		
2.4 T.DS (91 kW)	1996.07- 2001.10			F	Estate Engine 838A3.000/838A7.000	802011	Outer Joint	44T	27	28	56	85	63.5	O		
3.0 24V (150 kW)	1996.07- 2001.10			F	Estate Engine 838B.000	802011	Outer Joint	44T	27	28	56	85	63.5	O		
LYBRA (839AX)																
1.6 16V (76 kW)	1999.07- 2005.10	MT		F	Saloon Engine 182A4.000	817011	Outer Joint		25	22	51	84.5	57	O		
1.8 16V (96 kW)	1999.07- 2005.10	5MT		F	Saloon Engine 839A4.000/839A7.000/839A9.000	817042	Outer Joint		25	25	51	85	58	O		
	1999.07- 2005.10	5MT		F	Saloon Engine 839A4.000/839A7.000/839A9.000	602005	Inner Joint			25		32				
1.9 JTD (77 kW)	1999.07- 2000.09	MT		F	Saloon Engine AR32302	802012	Outer Joint		25	28	59	85	63	O		
1.9 JTD (85 kW)	2001.05- 2005.10		L	F	Saloon Engine 937A2.000	202003	Drive Shaft		25	26.65	59	84	502			
	2001.05- 2005.10		R	F	Saloon Engine 937A2.000	202004	Drive Shaft		25	26.65	59	84	521			
2.0 20V (113 kW)	1999.07- 2000.09			F	Saloon Engine 182B7.000	817042	Outer Joint		25	25	51	85	58	O		
	1999.07- 2000.09	MT/AT		F	Saloon Engine 182B7.000	802017	Outer Joint		25	25	58.8	85	58.3	O		
2.4 JTD (99 kW)	1999.07- 2001.02	MT		F	Saloon Engine 839A5.000/AR32501	817009	Outer Joint		25	26	59	84	63	M		
LYBRA (839BX)																
1.6 16V (76 kW)	1999.07- 2005.10	MT		F	Estate Engine 182A4.000	817011	Outer Joint		25	22	51	84.5	57	O		
1.8 16V (96 kW)	1999.07- 2005.10	5MT		F	Estate Engine 839A4.000/839A7.000	817042	Outer Joint		25	25	51	85	58	O		
	1999.07- 2005.10	5MT		F	Estate Engine 839A4.000/839A7.000	602005	Inner Joint			25		32				
1.9 JTD (77 kW)	1999.07- 2000.09	MT		F	Estate Engine AR32302	802012	Outer Joint		25	28	59	85	63	O		
1.9 JTD (85 kW)	2001.05- 2005.10		L	F	Estate Engine 937A2.000	202003	Drive Shaft		25	26.65	59	84	502			
	2001.05- 2005.10		R	F	Estate Engine 937A2.000	202004	Drive Shaft		25	26.65	59	84	521			
2.0 20V (113 kW)	1999.07- 2000.09			F	Estate Engine 182B7.000	817042	Outer Joint		25	25	51	85	58	O		
	1999.07- 2000.09	MT/AT		F	Estate Engine 182B7.000	802017	Outer Joint		25	25	58.8	85	58.3	O		
2.4 JTD (99 kW)	1999.10- 2000.09	MT		F	Estate Engine 839A5.000/AR32501	817009	Outer Joint		25	26	59	84	63	M		
MUSA (350)																
1.3 D Multijet (51 kW)	2004.10-			F	MPV Engine 188A9.000	817027	Outer Joint		25	23	51	84.5	60	M		
	2004.10-	5MT	R	F	MPV Engine 188A9.000	217066	Drive Shaft		25	33.9	51	84.5	497			
	2004.10-			F	MPV Engine 188A9.000	602005	Inner Joint			25		32				
	2004.10-	5MT	L	F	MPV Engine 188A9.000	217147	Drive Shaft		25		51	84.5	480			
1.3 D Multijet (66 kW)	2006.09-			F	MPV Engine 199A3.000	817028	Outer Joint		25	24	51	84.5	62	M		
1.3 D Multijet (70 kW)	2009.03-			F	MPV Engine 199B1.000	817028	Outer Joint		25	24	51	84.5	62	M		
1.4 (57 kW)	2005.09-			F	MPV Engine 350A1.000	817014	Outer Joint		22	21	51	79.5	54	M		
1.4 (70 kW)	2004.10-			F	MPV Engine 843A1.000	817014	Outer Joint		22	21	51	79.5	54	M		
1.6 D Multijet (88 kW)	2008.07-			F	MPV Engine 350A2.000	802025	Outer Joint		25	26	51	84.5	64.5	M		
1.9 D Multijet (74 kW)	2004.10-			F	MPV Engine 188B2.000	817028	Outer Joint		25	24	51	84.5	62	M		
PHEDRA (179)																
2.0 JTD (80 kW)	2002.09- 2010.11			F	MPV Engine RHW(DW10ATED4)	817044	Outer Joint		27	28	58	81.5	62	M		
2.2 JTD (94 kW)	2002.09- 2010.11			F	MPV Engine 4HW(DW12ATED4)	817044	Outer Joint		27	28	58	81.5	62	M		
	2002.09- 2010.11			F	MPV Engine 4HW(DW12ATED4)	818098	Outer Joint		27	29	58	81	71	M		
PRISMA (831AB0)																
1.5 (55 kW)	1985.09- 1992.02	AT		F	Saloon Engine 138C2.048/831B1.048	817006	Outer Joint		22	25	48.1	93.5	60.5	I		
	1985.09- 1992.02	MT		F	Saloon Engine 138C2.048/831B1.048	817005	Outer Joint		22	20	48.1	90.5	59.5	O		
1.5 (59 kW)	1986.08- 1992.02	AT		F	Saloon Engine 831B1.000	817006	Outer Joint		22	25	48.1	93.5	60.5	I		
	1986.08- 1992.02	MT		F	Saloon Engine 831B1.000	817005	Outer Joint		22	20	48.1	90.5	59.5	O		
1.5 (63 kW)	1983.01- 1986.04	AT		F	Saloon Engine 831A1.000	817006	Outer Joint		22	25	48.1	93.5	60.5	I		
	1983.01- 1986.04	MT		F	Saloon Engine 831A1.000	817005	Outer Joint		22	20	48.1	90.5	59.5	O		
1.6 (73 kW)	1986.08- 1992.02	MT		F	Saloon Engine 831B6.000	817006	Outer Joint		22	25	48.1	93.5	60.5	I		
	1986.08- 1992.02	MT		F	Saloon Engine 831B6.000	648004	Inner Joint			25		32				
1.6 (77 kW)	1983.01- 1986.04	MT		F	Saloon Engine 831A4.000	817006	Outer Joint		22	25	48.1	93.5	60.5	I		
	1983.01- 1986.04	MT		F	Saloon Engine 831A4.000	648004	Inner Joint			25		32				
1.6 i.e. (80 kW)	1986.05- 1989.12	MT		F	Saloon Engine 831B7.000	817006	Outer Joint		22	25	48.1	93.5	60.5	I		
	1986.05- 1989.12	MT		F	Saloon Engine 831B7.000	648004	Inner Joint			25		32				
1.6 i.e. Super (66 kW)	1987.05- 1989.12	MT		F	Saloon Engine 149C2.000	618070	Inner Joint			25		32				
1.9 Diesel (48 kW)	1983.01- 1992.02	MT		F	Saloon Engine 831D.000	817006	Outer Joint		22	25	48.1	93.5	60.5	I		
	1983.01- 1992.02	MT		F	Saloon Engine 831D.000	648004	Inner Joint			25		32				
1.9 Turbo Diesel (59 kW)	1985.05- 1989.12	MT		F	Saloon Engine 831D1.000	817006	Outer Joint		22	25	48.1	93.5	60.5	I		
	1985.05- 1989.12	MT		F	Saloon Engine 831D1.000	648004	Inner Joint			25		32				
2.0 i.e. (85 kW)	1986.04- 1989.12	MT		F	Saloon Engine 831B4.000	648004	Inner Joint			25		32				
	1986.04- 1989.12				Saloon Engine 831B4.000	602006	Inner Joint			25		32				





	 YEAR	TRANSM	L/R	F/R	REMARKS	GSP Ref.	 PRODUCT	 ABS	Technical Specifications					
									A	B	C	H	L	P
LANCIA														
THEMA (834)														
2.0 16V (112 kW)	1992.05- 1994.07	MT/AT		F	Estate Engine 834F1.000	817004	Outer Joint		25	25	52	85	58	I
	1992.08- 1993.12	MT/AT		F	Saloon Engine 834F1.000	817004	Outer Joint		25	25	52	85	58	I
	1992.08- 1993.12	MT/AT		F	Saloon Engine 834F1.000	648004	Inner Joint			25		32		
	1992.08- 1993.12	MT/AT		F	Saloon Engine 834F1.000	817003	Outer Joint	90T	25	25	54.5	77	58	I
2.0 16V Turbo (133 kW)	1988.12- 1990.06	MT/AT		F	Saloon Engine 834C1.000	817003	Outer Joint	90T	25	25	54.5	77	58	I
2.0 16V Turbo (148 kW)	1992.10- 1994.07	MT/AT		F	Saloon Engine 834F2.000	817003	Outer Joint	90T	25	25	54.5	77	58	I
2.0 i.e. (83 kW)	1986.03- 1988.09	MT/AT		F	Saloon Engine 834B.048	817002	Outer Joint		25	25	54.5	77	58	I
	1986.03- 1988.09	MT/AT		F	Saloon Engine 834B.048	648004	Inner Joint			25		32		
	1986.03- 1988.09	MT/AT		F	Saloon Engine 834B.048	817003	Outer Joint	90T	25	25	54.5	77	58	I
	1986.03- 1988.09	MT/AT		F	Saloon Engine 834B.048	817018	Outer Joint	90T	25	25	52	85	58	I
2.0 i.e. (85 kW)	1987.09- 1992.05	MT/AT		F	Saloon Engine 834B.146	618070	Inner Joint			25		32		
	1987.09- 1992.05	MT		F	Saloon Engine 834B.146	817033	Outer Joint		27	25	56	85	58	I
	1987.09- 1992.05			F	Saloon Engine 834B.146	817013	Outer Joint	44T	27	25	56	85	58	I
	1987.09- 1992.05	MT/AT		F	Saloon Engine 834B.146	817018	Outer Joint	90T	25	25	52	85	58	I
2.0 i.e. (88 kW)	1984.11- 1988.09	MT/AT		F	Saloon Engine 834B.000	817002	Outer Joint		25	25	54.5	77	58	I
	1984.11- 1988.09	MT/AT		F	Saloon Engine 834B.000	648004	Inner Joint			25		32		
	1984.11- 1988.09	MT/AT		F	Saloon Engine 834B.000	817003	Outer Joint	90T	25	25	54.5	77	58	I
2.0 i.e. 16V Turbo (130 kW)	1989.04- 1993.03	MT/AT		F	Estate Engine 834C1.246	817004	Outer Joint		25	25	52	85	58	I
	1989.04- 1993.03	MT/AT		F	Estate Engine 834C1.246	648004	Inner Joint			25		32		
	1989.04- 1992.05	MT/AT		F	Saloon Engine 834C1.246	817003	Outer Joint	90T	25	25	54.5	77	58	I
	1989.04- 1993.03	MT/AT		F	Estate Engine 834C1.246	817003	Outer Joint	90T	25	25	54.5	77	58	I
2.0 i.e. Turbo (110 kW)	1986.07- 1990.05	MT/AT		F	Saloon Engine 834C.146	817002	Outer Joint		25	25	54.5	77	58	I
	1986.07- 1990.05	MT/AT		F	Saloon Engine 834C.146	648004	Inner Joint			25		32		
	1986.07- 1990.05	MT/AT		F	Saloon Engine 834C.146	817003	Outer Joint	90T	25	25	54.5	77	58	I
2.0 i.e. Turbo (122 kW)	1984.11- 1987.12	MT/AT		F	Saloon Engine 834C.000	618070	Inner Joint			25		32		
	1984.11- 1987.12	MT		F	Saloon Engine 834C.000	817033	Outer Joint		27	25	56	85	58	I
	1984.11- 1987.12	MT/AT		F	Saloon Engine 834C.000	817013	Outer Joint	44T	27	25	56	85	58	I
	1984.11- 1987.12	MT/AT		F	Saloon Engine 834C.000	817003	Outer Joint	90T	25	25	54.5	77	58	I
	1984.11- 1987.12	MT/AT		F	Saloon Engine 834C.000	817018	Outer Joint	90T	25	25	52	85	58	I
2.0 Turbo (110 kW)	1989.01- 1992.03	MT/AT		F	Estate Engine 834C.146	817002	Outer Joint		25	25	54.5	77	58	I
	1989.01- 1992.03	MT/AT		F	Estate Engine 834C.146	648004	Inner Joint			25		32		
	1989.01- 1992.03	MT/AT		F	Estate Engine 834C.146	817003	Outer Joint	90T	25	25	54.5	77	58	I
2.0 Turbo 16V (148 kW)	1992.11- 1994.07	MT/AT		F	Estate Engine 834F2.000	817003	Outer Joint	90T	25	25	54.5	77	58	I
2.5 Turbo D (74 kW)	1984.11- 1988.09	MT/AT		F	Saloon Engine 8144.91	817002	Outer Joint		25	25	54.5	77	58	I
	1984.11- 1988.09	MT/AT		F	Saloon Engine 8144.91	648004	Inner Joint			25		32		
	1984.11- 1988.09	MT/AT		F	Saloon Engine 8144.91	817003	Outer Joint	90T	25	25	54.5	77	58	I
2.5 Turbo DS (74 kW)	1987.03- 1990.09	MT/AT		F	Estate Engine 8144.91	618070	Inner Joint			25		32		
2.5 Turbo DS (77 kW)	1988.05- 1992.07	MT/AT		F	Saloon Engine 8144.97S	817002	Outer Joint		25	25	54.5	77	58	I
	1988.05- 1992.07	MT/AT		F	Estate Engine 8144.97S	817002	Outer Joint		25	25	54.5	77	58	I
	1988.05- 1992.07	MT/AT		F	Saloon Engine 8144.97S	817003	Outer Joint	90T	25	25	54.5	77	58	I
	1988.05- 1992.07	MT/AT		F	Estate Engine 8144.97S	817003	Outer Joint	90T	25	25	54.5	77	58	I
2.5 Turbo DS (85 kW)	1988.06- 1992.05	MT/AT		F	Saloon Engine 8144.97	817013	Outer Joint	44T	27	25	56	85	58	I
	1988.06- 1992.05	MT/AT		F	Saloon Engine 8144.97	817004	Outer Joint		25	25	52	85	58	I
	1988.06- 1992.05	MT/AT		F	Estate Engine 8144.97	817004	Outer Joint		25	25	52	85	58	I
	1988.06- 1992.05	MT/AT		F	Saloon Engine 8144.97	817018	Outer Joint	90T	25	25	52	85	58	I
	1992.05- 1994.07	MT/AT		F	Saloon Engine 8144.97Y	817013	Outer Joint	44T	27	25	56	85	58	I
	1992.05- 1994.07	MT/AT		F	Saloon Engine 8144.97Y	817004	Outer Joint		25	25	52	85	58	I
	1992.05- 1994.07	MT/AT		F	Saloon Engine 8144.97Y	817018	Outer Joint	90T	25	25	52	85	58	I
	1992.09- 1994.07	MT/AT		F	Estate Engine 8144.97Y	817013	Outer Joint	44T	27	25	56	85	58	I
	1992.09- 1994.07	MT/AT		F	Estate Engine 8144.97Y	817004	Outer Joint		25	25	52	85	58	I
	1992.09- 1994.07	MT/AT		F	Estate Engine 8144.97Y	817018	Outer Joint	90T	25	25	52	85	58	I
2.9 V6 i.e. (108 kW)	1988.06- 1992.05	MT/AT		F	Saloon Engine 834E.146	817002	Outer Joint		25	25	54.5	77	58	I
	1988.06- 1992.05	MT/AT		F	Saloon Engine 834E.146	648004	Inner Joint			25		32		
2.9 V6 i.e. (110 kW)	1984.11- 1988.09	MT/AT		F	Saloon Engine 834E.000	817002	Outer Joint		25	25	54.5	77	58	I
	1984.11- 1988.09	MT/AT		F	Saloon Engine 834E.000	648004	Inner Joint			25		32		
3.0 V6 (126 kW)	1992.08- 1994.07	MT		F	Saloon Engine 834F.000	817033	Outer Joint		27	25	56	85	58	I
	1992.08- 1994.07			F	Saloon Engine 834F.000	817013	Outer Joint	44T	27	25	56	85	58	I
	1992.09- 1994.07	MT		F	Estate Engine 834F.000	817033	Outer Joint		27	25	56	85	58	I
	1992.09- 1994.07			F	Estate Engine 834F.000	817013	Outer Joint	44T	27	25	56	85	58	I
TREVI (828DB)														
1.6 (74 kW)	1980.05- 1987.01	MT		F	Saloon Engine 828B.000	817002	Outer Joint		25	25	54.5	77	58	I
	1980.05- 1987.01			F	Saloon Engine 828B.000	602006	Inner Joint			25		32		





	 YEAR	TRANSM	L/R	F/R	REMARKS	GSP Ref.	 PRODUCT	 ABS	Technical Specifications								
									A	B	C	H	L	P			
LANCIA																	
TREVI (828DB)																	
2.0 i.e. (90 kW)	1980.05- 1987.01			F	Saloon Engine 828B4.000	618070	Inner Joint			25		32					
	1980.05- 1987.01	MT		F	Saloon Engine 828B4.000	648004	Inner Joint			25		32					
2.0 Volumex (99 kW)	1983.08- 1985.05			F	Saloon Engine 828B7.000	618070	Inner Joint			25		32					
Y (840A)																	
1.1 (40 kW)	1995.11- 2003.09	MT		F	Hatchback Engine 176B2.000	817039	Outer Joint	44T	22	20	46.8	75.5	52	O			
	1995.11- 2003.09	MT		F	Hatchback Engine 176B2.000	817001	Outer Joint		22	20	46.8	75.5	52	O			
1.2 (44 kW)	1996.03- 2003.09	MT		F	Hatchback Engine 188A4.000/840A3.000	817039	Outer Joint	44T	22	20	46.8	75.5	52	O			
	1996.03- 2003.09	MT		F	Hatchback Engine 188A4.000/840A3.000	817001	Outer Joint		22	20	46.8	75.5	52	O			
1.2 16V (59 kW)	2000.10- 2003.09			F	Hatchback Engine 188A5.000	817014	Outer Joint		22	21	51	79.5	54	M			
1.2 16V (63 kW)	1997.04- 2003.09			F	Hatchback Engine 176B9.000	817014	Outer Joint		22	21	51	79.5	54	M			
	1997.04- 2003.09	MT/AT		F	Hatchback Engine 176B9.000	817039	Outer Joint	44T	22	20	46.8	75.5	52	O			
	1997.04- 2003.09			F	Hatchback Engine 176B9.000	817008	Outer Joint		22	20	51	79.5	51.5	O			
	1997.04- 2003.09	MT/AT		F	Hatchback Engine 176B9.000	817001	Outer Joint		22	20	46.8	75.5	52	O			
1.4 12V (55 kW)	1996.03- 2003.09	MT/AT		F	Hatchback Engine 840A4.000	817039	Outer Joint	44T	22	20	46.8	75.5	52	O			
	1996.03- 2003.09	MT/AT		F	Hatchback Engine 840A4.000	817001	Outer Joint		22	20	46.8	75.5	52	O			
1.4 12V (59 kW)	1996.10- 2003.09	MT/AT		F	Hatchback Engine 840A2.000	817039	Outer Joint	44T	22	20	46.8	75.5	52	O			
	1996.10- 2003.09	MT/AT		F	Hatchback Engine 840A2.000	817001	Outer Joint		22	20	46.8	75.5	52	O			
Y10 (156)																	
1.0 Fire (32 kW)	1985.06- 1991.06			F	Hatchback Engine 156A2.100	804001	Outer Joint		20	20	43.1	90.5	60.5	O			
	1986.12- 1989.02			F	All-wheel Drive Hatchback Engine 156A2.100	804001	Outer Joint		20	20	43.1	90.5	60.5	O			
1.0 Fire (33 kW)	1985.03- 1989.06			F	Hatchback Engine 156A2.000	804001	Outer Joint		20	20	43.1	90.5	60.5	O			
1.0 Fire CAT (33 kW)	1987.10- 1992.02			F	Hatchback Engine 156A2.246	804001	Outer Joint		20	20	43.1	90.5	60.5	O			
1.1 Avenue (40 kW)	1995.01- 1995.12	MT		F	Hatchback Engine 176B2.000	804001	Outer Joint		20	20	43.1	90.5	60.5	O			
	1995.01- 1995.12	MT		F	Hatchback Engine 176B2.000	804001	Outer Joint		20	20	43.1	90.5	60.5	O			
1.1 i.e (42 kW)	1989.08- 1992.06			F	All-wheel Drive Hatchback Engine 156C.000	804001	Outer Joint		20	20	43.1	90.5	60.5	O			
	1989.08- 1992.06			F	Hatchback Engine 156C.000	804001	Outer Joint		20	20	43.1	90.5	60.5	O			
1.1 i.e. Fire (37 kW)	1989.07- 1995.09			F	Hatchback Engine 156C.046	804001	Outer Joint		20	20	43.1	90.5	60.5	O			
	1992.09- 1995.12			F	All-wheel Drive Hatchback Engine 156C.046	804001	Outer Joint		20	20	43.1	90.5	60.5	O			
1.3 i.e. Fire (53 kW)	1989.02- 1995.12			F	Hatchback Engine 146A5.046/156B.000	804001	Outer Joint		20	20	43.1	90.5	60.5	O			
YPSILON (843)																	
1.2 (44 kW)	2003.10- 2011.12			F	Hatchback Engine 188A4.000	817014	Outer Joint		22	21	51	79.5	54	M			
1.2 (59 kW)	2003.10- 2011.12			F	Hatchback Engine 188A5.000	817014	Outer Joint		22	21	51	79.5	54	M			
1.3 D Multijet (55 kW)	2006.09- 2011.12			F	Hatchback Engine 199A2.000	829002	Outer Joint		25	28	51	84	58.5	O			
	2006.09- 2011.12	5MT	R	F	Hatchback Engine 199A2.000	217066	Drive Shaft		25	33.9	51	84.5	497				
	2006.09- 2011.12	5MT	L	F	Hatchback Engine 199A2.000	217147	Drive Shaft		25		51	84.5	480				
	2006.09- 2011.12	5MT	L	F	Hatchback Engine 199A2.000	217082	Drive Shaft		25	33.9	51	84.5	514				
1.3 D Multijet (66 kW)	2006.09- 2011.12			F	Hatchback Engine 199A3.000	817028	Outer Joint		25	24	51	84.5	62	M			
	2006.09- 2011.12	6MT	R	F	Hatchback Engine 199A3.000	217146	Drive Shaft		25		51	84.5	522				
1.3 D Multijet (77 kW)	2007.05- 2011.12			F	Hatchback Engine 199A3.000	817028	Outer Joint		25	24	51	84.5	62	M			
1.3 JTD (51 kW)	2003.10- 2011.12			F	Hatchback Engine 188A9.000	829002	Outer Joint		25	28	51	84	58.5	O			
	2003.10- 2011.12	5MT	L	F	Hatchback Engine 188A9.000	217147	Drive Shaft		25		51	84.5	480				
1.4 (57 kW)	2006.02- 2011.12			F	Hatchback Engine 350A1.000	817014	Outer Joint		22	21	51	79.5	54	M			
1.4 16V (70 kW)	2003.10- 2011.12			F	Hatchback Engine 843A1.000	817014	Outer Joint		22	21	51	79.5	54	M			
ZETA (220)																	
2.0 16V (100 kW)	2000.07- 2002.09			F	MPV Engine RFN	810018	Outer Joint	48T	27	34	61	82	55	I			
2.0 16V (97 kW)	1998.05- 2000.07			F	MPV Engine RFV	810018	Outer Joint	48T	27	34	61	82	55	I			
2.0 JTD (80 kW)	1999.09- 2002.09	MT	R	F	MPV Engine RHW	210057	Drive Shaft		27	37	59	82	960				
	1999.09- 2002.09	MT	L	F	MPV Engine RHW	210264	Drive Shaft	48T	27	37	59	82	630				
	1999.09- 2002.09	MT	R	F	MPV Engine RHW	245120	Drive Shaft	48T	27	37	59	82	960				
	1999.09- 2002.09			F	MPV Engine RHW	810015	Outer Joint	48T	27	39	59	82	63	I			
	2000.04- 2002.09			F	MPV Engine RHZ	810015	Outer Joint	48T	27	39	59	82	63	I			
2.0 Turbo (108 kW)	1995.05- 2002.09			F	MPV Engine RGX	810015	Outer Joint	48T	27	39	59	82	63	I			
2.1 TD (80 kW)	1996.05- 1999.09	MT	R	F	MPV Engine P8C	210155	Drive Shaft		27	37	59	82	947				
	1996.05- 1999.09	MT	L	F	MPV Engine P8C	210016	Drive Shaft	48T	27	37	59	82	641				
	1996.05- 1999.09	MT	R	F	MPV Engine P8C	210014	Drive Shaft	48T	27	37	59	82	947				
	1996.05- 1999.09	MT	L	F	MPV Engine P8C	210072	Drive Shaft		27	37	59	82	641				
	1996.05- 1999.09			F	MPV Engine P8C	810015	Outer Joint	48T	27	39	59	82	63	I			





	 YEAR	TRANSM	L/R	F/R	REMARKS	GSP Ref.	 PRODUCT	 ABS	Technical Specifications									
									A	B	C	H	L	P				
LAND ROVER																		
90/110 (DHMC)																		
2.5 4x4 (62 kW)	1985.09- 1990.07	MT		F	All-wheel Drive Closed Off-Road Vehicle Engine 17H	851016	Outer Joint		24	32	44.3	180.5	56	I				
2.5 TD 4x4 (63 kW)	1986.09- 1990.07	5MT		F	All-wheel Drive Closed Off-Road Vehicle Engine 19J	851016	Outer Joint		24	32	44.3	180.5	56	I				
	1986.09- 1990.07	MT		F	All-wheel Drive Closed Off-Road Vehicle Engine 19J	899113	Outer Joint		24	23	44.3	180.5	56	I				
3.5 V8 4x4 (100 kW)	1983.09- 1990.07	MT		F	All-wheel Drive Closed Off-Road Vehicle	851016	Outer Joint		24	32	44.3	180.5	56	I				
DEFENDER																		
110	1983.01	MT				899113	Outer Joint		24	23	44.3	180.5	56	I				
	1995.01-	MT				830003	Outer Joint		24	32	67	154	56	I				
2.5 Diesel 110		MT				899113	Outer Joint		24	23	44.3	180.5	56	I				
90	1983.01	MT				899113	Outer Joint		24	23	44.3	180.5	56	I				
	1995.01-	MT				830003	Outer Joint		24	32	67	154	56	I				
DEFENDER STATION WAGON (LD)																		
2.5 90,110 TDi 4x4 (83 kW)	1990.09- 1998.12			F	All-wheel Drive Closed Off-Road Vehicle Engine 11L/16L/23L	851016	Outer Joint		24	32	44.3	180.5	56	I				
	1990.09- 1998.12	MT		F	All-wheel Drive Closed Off-Road Vehicle Engine 11L/16L/23L	899113	Outer Joint		24	23	44.3	180.5	56	I				
3.5 4x4 (100 kW)	1990.09- 1998.12	MT		F	All-wheel Drive Closed Off-Road Vehicle Engine 22D	851016	Outer Joint		24	32	44.3	180.5	56	I				
	1990.09- 1998.12	MT		F	All-wheel Drive Closed Off-Road Vehicle Engine 22D	899113	Outer Joint		24	23	44.3	180.5	56	I				
DISCOVERY																		
-	1990.01-	MT				830005	Outer Joint		24	32	67	154	56	I				
	1990.01-					830004	Outer Joint		24	32	67	154	56	I				
DISCOVERY (LJ, LG)																		
2.5 TDi 4x4 (83 kW)	1989.10- 1998.10	MT		F	All-wheel Drive Closed Off-Road Vehicle Engine 12L/17L/19L/21L	830002	Outer Joint		10	32	66.6	32.5	57	I				
3.5 4x4 (113 kW)	1989.10- 1994.06	MT		F	All-wheel Drive Closed Off-Road Vehicle Engine 22D	830002	Outer Joint		10	32	66.6	32.5	57	I				
DISCOVERY II (LJ, LT)																		
2.5 TD5 4x4 (102 kW)	1999.01- 2004.06			F	All-wheel Drive Closed Off-Road Vehicle Engine 10P	899211	Outer Joint		24	32	62	100	95	I				
4.0 V8 4x4 (136 kW)	1998.11- 2004.06	MT		F	All-wheel Drive Closed Off-Road Vehicle Engine 56D	899211	Outer Joint		24	32	62	100	95	I				
DISCOVERY III																		
-	2005- 2009					818229	Outer Joint	48T	31	27	73	97.5	67.5	M				
DISCOVERY III (TAA)																		
2.7 TD 4x4 (140 kW)	2004.07- 2009.09	MT		F	All-wheel Drive Closed Off-Road Vehicle Engine 276DT	830012	Outer Joint	48T	29	27	74	96	67.5	M				
4.4 4x4 (220 kW)	2004.07- 2009.09			F	All-wheel Drive Closed Off-Road Vehicle Engine 448PN	830012	Outer Joint	48T	29	27	74	96	67.5	M				
DISCOVERY IV																		
-	2010-					818229	Outer Joint	48T	31	27	73	97.5	67.5	M				
FREELANDER																		
-	1998.01- 2000.12	MT/AT	L/R			251009	Drive Shaft	60W	28	25	55.6	85	611					
1.8	1998.01- 2000.12	MT/AT				630001	Inner Joint		25	32	40	57.5	101.5					
1.8 i	1997.12- 2000.08	MT/AT		F/R		851015	Outer Joint		28	32	55.6	85	61	I				
	1997.12- 2000.08			F	Ch.-No A999999	651007	Inner Joint		25	25	40	57.5	93					
	1997.12- 2000.08		L/R	F		251008	Drive Shaft	60W	28	25	57.7	85	613					
	2000.09-	MT/AT		F/R		830009	Outer Joint		28	32	56	83.5	61	I				
	2000.09-	MT/AT	L/R	F		251013	Drive Shaft		28	25	57.7	85	631					
2.0 TD 16V	2000.09-	MT/AT		F/R		830009	Outer Joint		28	32	56	83.5	61	I				
	2000.09-	MT/AT	L/R	F	TD4	251013	Drive Shaft		28	25	57.7	85	631					
2.0 TD 8V	1997.12- 2000.08			L/R	F	251008	Drive Shaft	60W	28	25	57.7	85	613					
	1997.12- 2000.08	MT/AT		F/R		851015	Outer Joint		28	32	55.6	85	61	I				
	1997.12- 2000.08			F		651007	Inner Joint		25	25	40	57.5	93					
2.5 V6	2000.09-	MT/AT		F/R		830009	Outer Joint		28	32	56	83.5	61	I				
	2000.09-	MT/AT	L/R	F		251013	Drive Shaft		28	25	57.7	85	631					
FREELANDER (LN)																		
1.8 16V 4x4 (86 kW)	2000.11- 2006.10	MT			All-wheel Drive Closed Off-Road Vehicle Engine 18K4F	851020	Outer Joint	60W	28	32	55.6	85	61	I				
1.8 i 16V 4x4 (88 kW)	1998.02- 2000.11	MT			All-wheel Drive Closed Off-Road Vehicle Engine 18K4F	851020	Outer Joint	60W	28	32	55.6	85	61	I				
2.0 Di 4x4 (72 kW)	1998.02- 2000.11	MT			All-wheel Drive Closed Off-Road Vehicle Engine 20T2N	851020	Outer Joint	60W	28	32	55.6	85	61	I				
2.0 TD4 4x4 (80 kW)	2001.03- 2006.10	MT			All-wheel Drive Closed Off-Road Vehicle Engine M47/204D3	851020	Outer Joint	60W	28	32	55.6	85	61	I				
2.0 TD4 4x4 (82 kW)	2000.11- 2006.10	MT			All-wheel Drive Closed Off-Road Vehicle Engine 204D3/M47	851020	Outer Joint	60W	28	32	55.6	85	61	I				
	2000.11- 2006.10		L	F	All-wheel Drive Closed Off-Road Vehicle Engine 204D3/M47	251003	Drive Shaft	60W	28	25	55.6	85	629					
	2000.11- 2006.10		R	F	All-wheel Drive Closed Off-Road Vehicle Engine 204D3/M47	251002	Drive Shaft	60W	28	25	55.6	85	592					
2.5 V6 4x4 (130 kW)	2000.11- 2006.10	MT			All-wheel Drive Closed Off-Road Vehicle Engine 25K4F	851020	Outer Joint	60W	28	32	55.6	85	61	I				
	2000.11- 2006.10		L	F	All-wheel Drive Closed Off-Road Vehicle Engine 25K4F	251003	Drive Shaft	60W	28	25	55.6	85	629					
	2000.11- 2006.10		R	F	All-wheel Drive Closed Off-Road Vehicle Engine 25K4F	251002	Drive Shaft	60W	28	25	55.6	85	592					
FREELANDER I																		
1.8	2000.09- 2007.04	MT	L/R	F	Hard Top	251024	Drive Shaft	60W	28	25	57.7	85	631					
2.0 TD 16V	2000.09- 2006.01	MT/AT	L/R	F	Hard Top	251024	Drive Shaft	60W	28	25	57.7	85	631					
2.5 V6	2000.09- 2006.01	AT	L/R	F	Hard Top	251024	Drive Shaft	60W	28	25	57.7	85	631					





	 YEAR	TRANSM	L/R	F/R	REMARKS	GSP Ref.	 PRODUCT	 ABS	Technical Specifications					
									A	B	C	H	L	P
LAND ROVER														
FREELANDER SOFT TOP														
1.8 i 16V 4x4 (88 kW)	1998.02- 2006.10	MT			All-wheel Drive Open Off-Road Vehicle Engine 18K4F	851020	Outer Joint	60W	28	32	55.6	85	61	I
2.0 Di 4x4 (72 kW)	1998.02- 2006.10	MT			All-wheel Drive Open Off-Road Vehicle Engine 20T2N	851020	Outer Joint	60W	28	32	55.6	85	61	I
FREELANDER V6														
2.0						651005	Inner Joint		25	26	40	57.5	101.5	
FREELANDER VAN														
1.8	2000.08-	MT	L/R	F	All	251024	Drive Shaft	60W	28	25	57.7	85	631	
1.8 i	1997.12- 2000.08		L/R	F		251008	Drive Shaft	60W	28	25	57.7	85	613	
	1997.12- 2000.08	MT/AT		F/R		851015	Outer Joint		28	32	55.6	85	61	I
	1997.12- 2000.08			F		651007	Inner Joint		25	25	40	57.5	93	
	2000.09-	MT/AT	L/R	F	Ch.-No 1A000001	251013	Drive Shaft		28	25	57.7	85	631	
2.0 TD 16V	2000.08-	MT	L/R	F	Incl. TD4	251024	Drive Shaft	60W	28	25	57.7	85	631	
	2000.09-	MT/AT		F/R		830009	Outer Joint		28	32	56	83.5	61	I
	2000.09-	MT/AT	L/R	F	TD4	251013	Drive Shaft		28	25	57.7	85	631	
2.0 TD 8V	1997.12- 2000.08		L/R	F		251008	Drive Shaft	60W	28	25	57.7	85	613	
	1997.12- 2000.08	MT/AT		F/R		851015	Outer Joint		28	32	55.6	85	61	I
	1997.12- 2000.08			F		651007	Inner Joint		25	25	40	57.5	93	
RANGE ROVER (AE, AN, HAA, HAB, HAM, HBM, RE, RN)														
2.4 Diesel 4x4 (78 kW)	1986.04- 1990.12	MT		F	All-wheel Drive Closed Off-Road Vehicle Engine 11A	830001	Outer Joint		10	23	44.4	17	57	I
	1986.04- 1990.12	MT		F	All-wheel Drive Closed Off-Road Vehicle Engine 11A	830002	Outer Joint		10	32	66.6	32.5	57	I
3.5 4x4 (107 kW)	1987.01- 1990.09	MT		F	All-wheel Drive Closed Off-Road Vehicle Engine 31D	830002	Outer Joint		10	32	66.6	32.5	57	I
3.5 Vogue 4x4 (120 kW)	1985.10- 1990.09	MT		F	All-wheel Drive Closed Off-Road Vehicle Engine 24D/25D	830001	Outer Joint		10	23	44.4	17	57	I
	1985.10- 1990.09	MT		F	All-wheel Drive Closed Off-Road Vehicle Engine 24D/25D	830002	Outer Joint		10	32	66.6	32.5	57	I
3.5 Vogue 4x4 (93 kW)	1981.08- 1990.09	MT		F	All-wheel Drive Closed Off-Road Vehicle Engine 11D	830001	Outer Joint		10	23	44.4	17	57	I
	1981.08- 1990.09	MT		F	All-wheel Drive Closed Off-Road Vehicle Engine 11D	830002	Outer Joint		10	32	66.6	32.5	57	I
3.9 4x4 CAT (127 kW)	1988.11- 1994.07	MT		F	All-wheel Drive Closed Off-Road Vehicle Engine 37D/38D	830002	Outer Joint		10	32	66.6	32.5	57	I
3.9 Vogue SEI 4x4 (134 kW)	1988.11- 1994.07	MT		F	All-wheel Drive Closed Off-Road Vehicle Engine 35D/36D	830002	Outer Joint		10	32	66.6	32.5	57	I
RANGE ROVER II (LP)														
2.5 TD 4x4 (100 kW)	1994.07- 2002.03			F	All-wheel Drive Closed Off-Road Vehicle Engine 256T(BMW)	830006	Outer Joint	60T	24	32	61.7	101	60	I
3.9 4x4 (140 kW)	1994.07- 2002.03			F	All-wheel Drive Closed Off-Road Vehicle Engine 42D	830006	Outer Joint	60T	24	32	61.7	101	60	I
4.0 4x4 (136 kW)	1998.06- 2002.03			F	All-wheel Drive Closed Off-Road Vehicle Engine 42D	830006	Outer Joint	60T	24	32	61.7	101	60	I
4.6 4x4 (160 kW)	1998.06- 2002.03	4MT/AT		F	All-wheel Drive Closed Off-Road Vehicle Engine 60D	830006	Outer Joint	60T	24	32	61.7	101	60	I
4.6 4x4 (165 kW)	1994.07- 2002.03	AT		F	All-wheel Drive Closed Off-Road Vehicle Engine 46D	830006	Outer Joint	60T	24	32	61.7	101	60	I
RANGE ROVER SPORT														
-	2005- 2009					818229	Outer Joint	48T	31	27	73	97.5	67.5	M
RANGE ROVER SPORT (LS)														
3.6 TD 8 4x4 (200 kW)	2006.04-	AT		F	All-wheel Drive Closed Off-Road Vehicle Engine 368DT	830012	Outer Joint	48T	29	27	74	96	67.5	M
4.2 4x4 (287 kW)	2005.02-	AT		F	All-wheel Drive Closed Off-Road Vehicle Engine 428PS	830012	Outer Joint	48T	29	27	74	96	67.5	M
4.4 4x4 (220 kW)	2005.02-	AT		F	All-wheel Drive Closed Off-Road Vehicle Engine 448PN	830012	Outer Joint	48T	29	27	74	96	67.5	M
RANGE ROVER SPORT II														
-	2010-					818229	Outer Joint	48T	31	27	73	97.5	67.5	M
LEXUS														
ES (F1, F2)														
250 (118 kW)	1989.12- 1991.09	MT/AT		R	Saloon Engine 2VZ-FE	831001	Outer Joint		26	27	56	99.5	63	I
300 (138 kW)	1991.09- 1997.12	MT		R	Saloon Engine 3VZ-FE	859161	Outer Joint	48T	30	34	56	95.5	70	I
ES300														
-	1992- 1996					859162	Outer Joint	48T	30	34	56	95.5	70	I
RX (MCU15)														
300 AWD (148 kW)	2000.10- 2003.05	4AT			All-wheel Drive Closed Off-Road Vehicle Engine 1MZ-FE	859261	Outer Joint	48T	26	25	56	95	61	I
LINCOLN														
CONTINENTAL														
3.8	1988- 1994	AT				818085	Outer Joint	50T	26	32	55.9	105.5	64.5	I
NAVIGATOR														
-	1998- 2000				4WD	818057	Outer Joint		33	28	75.6	113.2	76	I
MARUTI														
1000														
1.0	1991.01-					857053	Outer Joint		23	18	44	92	48.5	I
800														
0.8			L			257001	Drive Shaft		23	22	44	89.5	534.5	
			R			257002	Drive Shaft		23	22	44	89.5	689.5	
	1991.01-					857053	Outer Joint		23	18	44	92	48.5	I





	 YEAR	TRANSM	L/R	F/R	REMARKS	GSP Ref.	 PRODUCT	 ABS	Technical Specifications									
									A	B	C	H	L	P				
MARUTI SX4																		
-				R		257074	Drive Shaft		28	26	58	85	699.5					
				L		257075	Drive Shaft		28	26	58	85	613					
MAZDA 121 (DA)																		
1.1 (42 kW)	1987.10- 1990.10	MT		F	Hatchback Engine B1/B116	818027	Outer Joint		24	22	52	86.5	55	M				
121 I (DA)																		
1.3 (DAJ)	1986.01-	MT			Engine BJ DOHC	818033	Outer Joint		24	20	52	86	50.5	M				
121 II (DB)																		
1.3 16V (39 kW)	1990.11- 1996.03	MT		F	Saloon Engine B3	818030	Outer Joint		24	19	52	86	50.5	M				
	1990.11- 1996.03	MT		F	Saloon Engine B3	834062	Outer Joint	44T	24	19	52	86	54.5	I				
	1990.11- 1996.03	MT		F	Saloon Engine B3	827003	Outer Joint		24	21	52	86	54.5	I				
1.3 i 16V (53 kW)	1990.11- 1996.03	MT		F	Saloon Engine B3	818030	Outer Joint		24	19	52	86	50.5	M				
	1990.11- 1996.03	MT		F	Saloon Engine B3	834062	Outer Joint	44T	24	19	52	86	54.5	I				
	1990.11- 1996.03	MT		F	Saloon Engine B3	827003	Outer Joint		24	21	52	86	54.5	I				
121 III (JASM, JBSM)																		
1.25 (55 kW)	1996.03- 2003.04	MT		F	Hatchback Engine DHF/DHG	818004	Outer Joint		25	22	56.5	88.5	53.5	O				
1.3 (37 kW)	1996.03- 2003.04	MT		F	Hatchback Engine JJK/JJM	818012	Outer Joint		25	20	56.5	88.5	49	O				
1.3 (44 kW)	1996.03- 2003.04	MT		F	Hatchback Engine J4R/J4T	818012	Outer Joint		25	20	56.5	88.5	49	O				
1.8 D (44 kW)	1996.03- 2003.04	MT		F	Hatchback Engine RTJ/RTK	818004	Outer Joint		25	22	56.5	88.5	53.5	O				
3 (BK)																		
1.4 (62 kW)	2004.01- 2008.04			F	Hatchback Engine ZJ-VE	834015	Outer Joint		36	22	55.2	48.5	55.5	I				
1.6 (77 kW)	2004.01- 2008.04	MT		F	Hatchback Engine B6ZE	834015	Outer Joint		36	22	55.2	48.5	55.5	I				
	2004.01- 2008.04	MT		F	Saloon Engine Z6	834015	Outer Joint		36	22	55.2	48.5	55.5	I				
2.0 (110 kW)	2004.01- 2008.03			F	Hatchback Engine LF17	834015	Outer Joint		36	22	55.2	48.5	55.5	I				
	2004.01- 2008.03			F	Saloon Engine LF17	834015	Outer Joint		36	22	55.2	48.5	55.5	I				
3 (BK3P)																		
2.3	2003.09-	4AT/F			Engine L3-VE	834048	Outer Joint		36	24	55.3	48.3	55.5	M				
	2003.12-	5MT/F			Engine L3-VE	834048	Outer Joint		36	24	55.3	48.3	55.5	M				
3 (BK5P)																		
1.5	2005.01-	4AT/F			Engine ZY-VE	834131	Outer Joint		28	22	58.6	90	59	I				
323																		
-						634001	Inner Joint		24	22	35	64	87					
						899044	Outer Joint		24	30	52	86.5	55	O				
	1982- 1985					834027	Outer Joint		24	22	52	86	55.5	M				
	1987.01- 1989.07	MT/AT	L	F		234076	Drive Shaft		24	26	52	86	595					
	1987.01- 1989.07	MT/AT	R	F		234077	Drive Shaft		24	26	52	86	541					
	1988- 1989					618004	Inner Joint		24	21	35	64	87					
	1998- 2002					634022	Inner Joint		28	29	43	45	70					
	2002-					634027	Inner Joint		24	29	35	64	96					
1.6	1982- 1986					618004	Inner Joint		24	21	35	64	87					
	1986- 1993					618006	Inner Joint		24	22	35	64	98.5					
1.6 SOHC BG	1989.01- 1996.05					618009	Inner Joint		24	23	35	64	98.5					
	1989.01- 1996.05	MT/AT	L			218056	Drive Shaft		26	24	56	93	625					
	1989.01- 1996.05	MT/AT	R			218057	Drive Shaft		26	24	56	93	905					
1.8	1982- 1986					618004	Inner Joint		24	21	35	64	87					
323 ASTINA																		
1.8	1994- 1998	AT			DOHC	634010	Inner Joint		24	30	35	64	99					
	1994- 1998					834028	Outer Joint		28	30	56	89	59.5	I				
	1994- 1998	MT	L		DOHC	227049	Drive Shaft		26	28	56	92	615.5					
1.8 DOHC	1994- 1998					608014	Inner Joint		28	30	43	47	72					
	1994- 1998		R			259001	Drive Shaft	44T	26	28	56	93	625					
	1994- 1998	AT	L			234011	Drive Shaft		26	24	56	93	627					
	1994- 1998	AT	L	F		234080	Drive Shaft	44T	26	24	56	93	627					
2.0 V6	1994.01- 1998.05		L			234078	Drive Shaft	44T	26	28	56	92	634					
	1994.01- 1998.05		R			234079	Drive Shaft	44T	26	28	56	92	565					
323 C IV (BG)																		
1.3 (49 kW)	1989.09- 1994.07	MT/AT	R	F	Hatchback Engine B3E	234044	Drive Shaft		26	24	56	94	903					
	1989.09- 1994.07	MT		F	Hatchback Engine B3E	834019	Outer Joint		26	21	56	94	56	I				
1.3 16V (54 kW)	1989.09- 1994.07	MT/AT	R	F	Hatchback Engine B3	234044	Drive Shaft		26	24	56	94	903					
	1989.09- 1994.07	MT/AT		F	Hatchback Engine B3	834019	Outer Joint		26	21	56	94	56	I				





	 YEAR	TRANSM	L/R	F/R	REMARKS	GSP Ref.	 PRODUCT	 ABS	Technical Specifications									
									A	B	C	H	L	P				
MAZDA																		
323 C IV (BG)																		
1.6 (62 kW)	1989.09- 1991.06			F	Hatchback Engine B6E	834022	Outer Joint	44T	26	22	56	94	59	I				
	1989.09- 1991.06	MT		F	Hatchback Engine B6E	818034	Outer Joint		26	22	56	94	59	I				
	1989.09- 1991.06	MT		F	Hatchback Engine B6E	834007	Outer Joint		26	22	56	93	56.5	I				
1.6 16V (65 kW)	1991.03- 1994.10			F	Hatchback Engine B6	834022	Outer Joint	44T	26	22	56	94	59	I				
	1991.03- 1994.10	MT		F	Hatchback Engine B6	818034	Outer Joint		26	22	56	94	59	I				
	1991.03- 1994.10	MT		F	Hatchback Engine B6	834007	Outer Joint		26	22	56	93	56.5	I				
1.7 D (41 kW)	1989.08- 1994.07	MT		F	Hatchback Engine PN54	834019	Outer Joint		26	21	56	94	56	I				
	1989.08- 1994.07	MT/AT	R	F	Hatchback Engine PN54	234044	Drive Shaft		26	24	56	94	903					
1.8 16V 4WD (76 kW)	1991.11- 1993.12				All-wheel Drive Hatchback Engine BP	827027	Outer Joint	44T	26	23	56	93	55	M				
1.8 16V GT (94 kW)	1989.09- 1993.03	MT		F	Hatchback Engine BP(DOHC)	834081	Outer Joint		26	30	56	93	56.5	M				
	1989.09- 1993.03	MT		F	Hatchback Engine BP(DOHC)	818034	Outer Joint		26	22	56	94	59	I				
	1989.09- 1993.03	MT		F	Hatchback Engine BP(DOHC)	834007	Outer Joint		26	22	56	93	56.5	I				
1.8 16V Turbo 4WD (120 kW)	1990.09- 1992.12				All-wheel Drive Hatchback Engine BP	827027	Outer Joint	44T	26	23	56	93	55	M				
1.8 16V Turbo 4WD (136 kW)	1993.01- 1994.07				All-wheel Drive Hatchback Engine BP	827027	Outer Joint	44T	26	23	56	93	55	M				
1.8 DOHC (USA)	1990.01- 1992.12	MT				834025	Outer Joint		26	30	56	92.5	57.5	I				
323 C V (BA)																		
1.3 16V (54 kW)	1994.08- 1998.09			F	Hatchback Engine B3	834055	Outer Joint		26	22	56	94	59	M				
	1994.08- 1998.09			F	Hatchback Engine B3	834022	Outer Joint	44T	26	22	56	94	59	I				
	1994.08- 1998.09	MT/AT		F	Hatchback Engine B3	834005	Outer Joint		26	22	56	94	59	M				
	1994.08- 1998.09	MT/AT		F	Hatchback Engine B3	834006	Outer Joint	44T	26	22	56	94	59	M				
1.5 16V (65 kW)	1994.08- 1998.09			F	Hatchback Engine Z5-DE	834055	Outer Joint		26	22	56	94	59	M				
	1994.08- 1998.09			F	Hatchback Engine Z5-DE	834022	Outer Joint	44T	26	22	56	94	59	I				
	1994.08- 1998.09	MT/AT		F	Hatchback Engine Z5-DE	834005	Outer Joint		26	22	56	94	59	M				
	1994.08- 1998.09	MT/AT		F	Hatchback Engine Z5-DE	834006	Outer Joint	44T	26	22	56	94	59	M				
1.8 16V (84 kW)	1994.08- 1998.09	MT		F	Hatchback Engine BP-ZE	834081	Outer Joint		26	30	56	93	56.5	M				
	1994.08- 1998.09	MT		F	Hatchback Engine BP-ZE	834023	Outer Joint		26	30	56	93	55	I				
	1994.08- 1998.09	MT		F	Hatchback Engine BP-ZE	834058	Outer Joint	44T	26	30	56	93	55	I				
323 F IV (BG)																		
1.6 (62 kW)	1989.09- 1991.06			F	Hatchback Engine B6E	834022	Outer Joint	44T	26	22	56	94	59	I				
	1989.09- 1991.06	MT		F	Hatchback Engine B6E	818034	Outer Joint		26	22	56	94	59	I				
	1989.09- 1991.06	MT		F	Hatchback Engine B6E	834007	Outer Joint		26	22	56	93	56.5	I				
1.6 16V (65 kW)	1991.03- 1994.10			F	Hatchback Engine B6	834022	Outer Joint	44T	26	22	56	94	59	I				
	1991.03- 1994.10	MT		F	Hatchback Engine B6	818034	Outer Joint		26	22	56	94	59	I				
	1991.03- 1994.10	MT		F	Hatchback Engine B6	834007	Outer Joint		26	22	56	93	56.5	I				
1.8 16V GT (94 kW)	1989.08- 1994.07	MT		F	Hatchback Engine BP(DOHC)	834081	Outer Joint		26	30	56	93	56.5	M				
	1989.08- 1994.07	MT		F	Hatchback Engine BP(DOHC)	818034	Outer Joint		26	22	56	94	59	I				
	1989.08- 1994.07	MT		F	Hatchback Engine BP(DOHC)	834007	Outer Joint		26	22	56	93	56.5	I				
323 F V (BA)																		
1.5 16V (65 kW)	1994.07- 1998.09			F	Coupe Engine Z5-DE	834055	Outer Joint		26	22	56	94	59	M				
	1994.07- 1998.09			F	Coupe Engine Z5-DE	834022	Outer Joint	44T	26	22	56	94	59	I				
	1994.07- 1998.09	MT/AT		F	Coupe Engine Z5-DE	834005	Outer Joint		26	22	56	94	59	M				
	1994.07- 1998.09	MT/AT		F	Coupe Engine Z5-DE	834006	Outer Joint	44T	26	22	56	94	59	M				
1.8 16V (84 kW)	1994.08- 1998.09	MT		F	Coupe Engine BP-ZE	834081	Outer Joint		26	30	56	93	56.5	M				
	1994.08- 1998.09			F	Coupe Engine BP-ZE	834023	Outer Joint		26	30	56	93	55	I				
	1994.08- 1998.09			F	Coupe Engine BP-ZE	834058	Outer Joint	44T	26	30	56	93	55	I				
	1994.08- 1998.09	MT		F	Coupe Engine BP-ZE	818034	Outer Joint		26	22	56	94	59	I				
323 F/P VI (BJ)																		
1.4 (53 kW)	2001.01- 2004.05	MT/AT		F	Hatchback Engine B3(16V)	834026	Outer Joint		26	28	56	93.5	53	I				
1.4 16V (54 kW)	1998.09- 2001.01	MT/AT		F	Hatchback Engine B3ME	834026	Outer Joint		26	28	56	93.5	53	I				
1.5 16V (65 kW)	1998.09- 2001.01	MT/AT		F	Hatchback Engine ZL05/ZL06	834026	Outer Joint		26	28	56	93.5	53	I				
1.6 (70 kW)	2001.01- 2004.05	MT/AT		F	Hatchback Engine ZM	834026	Outer Joint		26	28	56	93.5	53	I				
1.6 (72 kW)	2001.01- 2004.05	MT/AT		F	Hatchback Engine ZM	834026	Outer Joint		26	28	56	93.5	53	I				
1.9 16V (84 kW)	1998.09- 2001.01	MT/AT		F	Hatchback Engine FP	834008	Outer Joint		26	29	56	93.5	59	I				
2.0 (96 kW)	2001.01- 2004.05	MT/AT		F	Hatchback Engine FS7E/FS7G	834008	Outer Joint		26	29	56	93.5	59	I				
2.0 D (52 kW)	1998.09- 2004.05	MT/AT		F	Hatchback Engine RF1G	834008	Outer Joint		26	29	56	93.5	59	I				
2.0 TD (66 kW)	1998.09- 2001.01	MT/AT		F	Hatchback	834008	Outer Joint		26	29	56	93.5	59	I				
2.0 TD (74 kW)	2001.01- 2004.05	MT/AT		F	Hatchback Engine RF4F	834008	Outer Joint		26	29	56	93.5	59	I				
323 II (BD)																		
1.1 (40 kW)	1980.11- 1985.10	MT		F	Hatchback Engine E1	818027	Outer Joint		24	22	52	86.5	55	M				
	1980.11- 1985.10	MT		F	Saloon Engine E1	818027	Outer Joint		24	22	52	86.5	55	M				





	 YEAR	TRANSM	L/R	F/R	REMARKS	GSP Ref.	 PRODUCT	 ABS	Technical Specifications						
									A	B	C	H	L	P	
MAZDA															
323 II (BD)															
1.3 (44 kW)	1980.11- 1985.10	MT		F	Hatchback Engine E3	818027	Outer Joint		24	22	52	86.5	55	M	
	1981.09- 1985.10	MT		F	Saloon Engine E3	818027	Outer Joint		24	22	52	86.5	55	M	
1.5 (55 kW)	1981.05- 1985.07	MT		F	Hatchback Engine E5	818027	Outer Joint		24	22	52	86.5	55	M	
	1981.05- 1985.12	MT		F	Saloon Engine E5	818027	Outer Joint		24	22	52	86.5	55	M	
1.5 (63 kW)	1980.11- 1983.12	MT		F	Hatchback Engine E5	818027	Outer Joint		24	22	52	86.5	55	M	
1.5 (65 kW)	1982.03- 1985.12	MT		F	Hatchback Engine E5	818027	Outer Joint		24	22	52	86.5	55	M	
	1982.03- 1986.09	MT		F	Saloon Engine E5	818027	Outer Joint		24	22	52	86.5	55	M	
323 III (BF)															
1.1 (40 kW)	1985.09- 1989.10	MT		F	Hatchback Engine E1	818027	Outer Joint		24	22	52	86.5	55	M	
1.3 (44 kW)	1985.08- 1989.05	MT		F	Saloon Engine E3	834003	Outer Joint		24	21	52	86.5	53	M	
	1985.08- 1989.05	AT		F	Saloon Engine E3	818027	Outer Joint		24	22	52	86.5	55	M	
	1985.09- 1987.12	MT		F	Hatchback Engine E3	834003	Outer Joint		24	21	52	86.5	53	M	
	1985.09- 1987.12	AT		F	Hatchback Engine E3	818027	Outer Joint		24	22	52	86.5	55	M	
1.4 (44 kW)	1987.04- 1989.07	MT		F	Saloon Engine B3	834003	Outer Joint		24	21	52	86.5	53	M	
	1987.04- 1989.07	AT		F	Saloon Engine B3	818027	Outer Joint		24	22	52	86.5	55	M	
	1987.09- 1989.10	MT		F	Hatchback Engine B3	834003	Outer Joint		24	21	52	86.5	53	M	
	1987.09- 1989.10	AT		F	Hatchback Engine B3	818027	Outer Joint		24	22	52	86.5	55	M	
1.5 (54 kW)	1987.09- 1989.10	MT/AT		F	Hatchback Engine B5	818027	Outer Joint		24	22	52	86.5	55	M	
	1987.09- 1989.10	MT/AT		F	Saloon Engine B5	818027	Outer Joint		24	22	52	86.5	55	M	
1.5 (55 kW)	1985.08- 1989.05	MT/AT		F	Hatchback Engine E5	818027	Outer Joint		24	22	52	86.5	55	M	
	1985.08- 1989.05	MT/AT		F	Saloon Engine E5	818027	Outer Joint		24	22	52	86.5	55	M	
1.5 i Turbo (85 kW)	1985.08- 1989.05	MT		F	Hatchback Engine E5E2	818032	Outer Joint		24	23	52	86	57.5	M	
	1985.08- 1989.05	MT		F	Saloon Engine E5E2	818032	Outer Joint		24	23	52	86	57.5	M	
1.6 (54 kW)	1987.09- 1989.10	MT/AT		F	Hatchback Engine B68	818027	Outer Joint		24	22	52	86.5	55	M	
1.6 GT (63 kW)	1986.11- 1989.10	AT		F	Saloon Engine B6	818027	Outer Joint		24	22	52	86.5	55	M	
	1987.09- 1989.10	AT		F	Hatchback Engine B6	818027	Outer Joint		24	22	52	86.5	55	M	
1.6 GT (77 kW)	1985.08- 1993.08	AT		F	Hatchback Engine B6(SOHC)	818027	Outer Joint		24	22	52	86.5	55	M	
	1986.01- 1988.12	AT		F	Saloon Engine B6(SOHC)	818027	Outer Joint		24	22	52	86.5	55	M	
1.6 GT Turbo (103 kW)	1985.10- 1993.08	MT		F	Hatchback Engine B6T	818032	Outer Joint		24	23	52	86	57.5	M	
	1985.10- 1991.11	MT		F	Saloon Engine B6T	818032	Outer Joint		24	23	52	86	57.5	M	
1.7 D (40 kW)	1986.04- 1989.05	MT/AT		F	Hatchback Engine PN27	818027	Outer Joint		24	22	52	86.5	55	M	
	1986.09- 1989.05	MT/AT		F	Saloon Engine PN27	818027	Outer Joint		24	22	52	86.5	55	M	
1.7 D (42 kW)	1987.01- 1989.05	MT/AT		F	Hatchback Engine PN46	818027	Outer Joint		24	22	52	86.5	55	M	
	1987.01- 1989.05	MT/AT		F	Saloon Engine PN46	818027	Outer Joint		24	22	52	86.5	55	M	
323 III (BW)															
1.3 (44 kW)	1986.07- 1990.04	MT		F	Estate Engine E3	818074	Outer Joint		24	21	52	86.5	53	I	
1.5 (54 kW)	1987.01- 1989.05	MT/AT		F	Estate Engine B5/B50/B53	818027	Outer Joint		24	22	52	86.5	55	M	
1.5 (55 kW)	1986.05- 1989.05	MT/AT		F	Estate Engine B50/B53/E5	818027	Outer Joint		24	22	52	86.5	55	M	
1.6 (54 kW)	1987.09- 1989.10	MT/AT		F	Estate Engine B68	818027	Outer Joint		24	22	52	86.5	55	M	
1.6 (63 kW)	1986.09- 1995.10	MT/AT		F	Estate Engine B6(SOHC)/B6E/B65M	818034	Outer Joint		26	22	56	94	59	I	
	1986.09- 1995.10	MT/AT		F	Estate Engine B6(SOHC)/B6E/B65M	834007	Outer Joint		26	22	56	93	56.5	I	
	1986.09- 1995.10	MT/AT		F	Estate Engine B6(SOHC)/B6E/B65M	818027	Outer Joint		24	22	52	86.5	55	M	
1.6 4x4 (63 kW)	1990.05- 1993.03	MT/AT		F	All-wheel Drive Estate Engine B65M/B6E	818034	Outer Joint		26	22	56	94	59	I	
	1990.05- 1993.03	MT/AT		F	All-wheel Drive Estate Engine B65M/B6E	834007	Outer Joint		26	22	56	93	56.5	I	
1.7 D (40 kW)	1986.11- 1987.08	MT/AT		F	Estate Engine PN26	818027	Outer Joint		24	22	52	86.5	55	M	
1.7 D (41 kW)	1989.10- 1993.03	MT/AT		F	Estate Engine PN26/PN54	818027	Outer Joint		24	22	52	86.5	55	M	
1.7 D (42 kW)	1986.11- 1989.10	MT/AT		F	Estate Engine PN26/PN54	818027	Outer Joint		24	22	52	86.5	55	M	
323 IV (BA)															
1.6 TD (60 KW)	1995.02- 1998.09					834097	Outer Joint	44T	26	30	56	93.5	60	I	
1.8 16V (84 KW)	1994- 1998					834097	Outer Joint	44T	26	30	56	93.5	60	I	
323 IV (BG)															
1.8 16V GT (94KW)	1990- 1992					834097	Outer Joint	44T	26	30	56	93.5	60	I	
323 P V (BA)															
1.3 16V (54 kW)	1996.10-			F	Hatchback Engine B3	834055	Outer Joint		26	22	56	94	59	M	
	1996.10-			F	Hatchback Engine B3	834022	Outer Joint	44T	26	22	56	94	59	I	
	1996.10-	MT/AT		F	Hatchback Engine B3	834005	Outer Joint		26	22	56	94	59	M	
	1996.10-	MT/AT		F	Hatchback Engine B3	834006	Outer Joint	44T	26	22	56	94	59	M	
1.5 16V (65 kW)	1996.10-			F	Hatchback Engine Z5-DE	834055	Outer Joint		26	22	56	94	59	M	
	1996.10-			F	Hatchback Engine Z5-DE	834022	Outer Joint	44T	26	22	56	94	59	I	
	1996.10-	MT/AT		F	Hatchback Engine Z5-DE	834005	Outer Joint		26	22	56	94	59	M	
	1996.10-	MT/AT		F	Hatchback Engine Z5-DE	834006	Outer Joint	44T	26	22	56	94	59	M	
2.0 D (52 kW)	1996.10-	5MT		F	Hatchback Engine RF1G	834055	Outer Joint		26	22	56	94	59	M	





	 YEAR	TRANSM	L/R	F/R	REMARKS	GSP Ref.	 PRODUCT	 ABS	Technical Specifications								
									A	B	C	H	L	P			
MAZDA																	
323 PROTEGE																	
1.8	1994- 1996	AT			DOHC	634010	Inner Joint		24	30	35	64	99				
	1994- 1996	MT	L		DOHC	227049	Drive Shaft		26	28	56	92	615.5				
1.8 DOHC	1994- 1996					608014	Inner Joint		28	30	43	47	72				
	1994- 1996			R		259001	Drive Shaft	44T	26	28	56	93	625				
	1994- 1996	AT	L			234011	Drive Shaft		26	24	56	93	627				
	1994- 1996	AT	L	F		234080	Drive Shaft	44T	26	24	56	93	627				
323 S IV (BG)																	
1.3 (49 kW)	1989.09- 1991.06	MT		F	Saloon Engine B383/B3E	834019	Outer Joint		26	21	56	94	56	I			
	1989.09- 1991.06	MT/AT	R	F	Saloon Engine B383/B3E	234044	Drive Shaft		26	24	56	94	903				
1.3 16V (54 kW)	1991.04- 1994.07	MT/AT		F	Saloon Engine B3	834019	Outer Joint		26	21	56	94	56	I			
	1991.04- 1994.07	MT/AT	R	F	Saloon Engine B3	234044	Drive Shaft		26	24	56	94	903				
1.6 (62 kW)	1989.09- 1991.06			F	Saloon Engine B6E	834022	Outer Joint	44T	26	22	56	94	59	I			
	1989.09- 1991.06	MT		F	Saloon Engine B6E	818034	Outer Joint		26	22	56	94	59	I			
	1989.09- 1991.06	MT		F	Saloon Engine B6E	834007	Outer Joint		26	22	56	93	56.5	I			
1.6 16V (65 kW)	1989.08- 1994.10			F	Saloon Engine B6	834022	Outer Joint	44T	26	22	56	94	59	I			
	1989.08- 1994.10	MT		F	Saloon Engine B6	818034	Outer Joint		26	22	56	94	59	I			
	1989.08- 1994.10	MT		F	Saloon Engine B6	834007	Outer Joint		26	22	56	93	56.5	I			
1.7 D (41 kW)	1989.08- 1994.07	MT		F	Saloon Engine PN46/PN54/PN62	834019	Outer Joint		26	21	56	94	56	I			
	1989.08- 1994.07	MT/AT	R	F	Saloon Engine PN46/PN54/PN62	234044	Drive Shaft		26	24	56	94	903				
1.8 16V (76 kW)	1989.08- 1994.07			F	Saloon Engine BP52	827027	Outer Joint	44T	26	23	56	93	55	M			
1.8 16V GT (94 kW)	1989.06- 1994.07	MT		F	Saloon Engine BP(DOHC)	834081	Outer Joint		26	30	56	93	56.5	M			
	1989.06- 1994.07	MT		F	Saloon Engine BP(DOHC)	818034	Outer Joint		26	22	56	94	59	I			
	1989.06- 1994.07	MT		F	Saloon Engine BP(DOHC)	834007	Outer Joint		26	22	56	93	56.5	I			
1.8 16V Turbo 4WD (120 kW)	1991.01- 1994.07				All-wheel Drive Saloon Engine BP	827027	Outer Joint	44T	26	23	56	93	55	M			
323 S V (BA)																	
1.3 16V (54 kW)	1994.08- 1998.09			F	Saloon Engine B3	834055	Outer Joint		26	22	56	94	59	M			
	1994.08- 1998.09			F	Saloon Engine B3	834022	Outer Joint	44T	26	22	56	94	59	I			
	1994.08- 1998.09	MT/AT		F	Saloon Engine B3	834005	Outer Joint		26	22	56	94	59	M			
	1994.08- 1998.09	MT/AT		F	Saloon Engine B3	834006	Outer Joint	44T	26	22	56	94	59	M			
1.5 16V (65 kW)	1994.08- 1998.09			F	Saloon Engine Z5-DE	834055	Outer Joint		26	22	56	94	59	M			
	1994.08- 1998.09			F	Saloon Engine Z5-DE	834022	Outer Joint	44T	26	22	56	94	59	I			
	1994.08- 1998.09	MT/AT		F	Saloon Engine Z5-DE	834005	Outer Joint		26	22	56	94	59	M			
	1994.08- 1998.09	MT/AT		F	Saloon Engine Z5-DE	834006	Outer Joint	44T	26	22	56	94	59	M			
1.6 TD (60 kW)	1994.05- 1998.09			F	Saloon Engine 4EE1-T	834023	Outer Joint		26	30	56	93	55	I			
	1994.05- 1998.09			F	Saloon Engine 4EE1-T	834058	Outer Joint	44T	26	30	56	93	55	I			
	1994.05- 1998.09	MT		F	Saloon Engine 4EE1-T	834005	Outer Joint		26	22	56	94	59	M			
	1994.05- 1998.09	MT		F	Saloon Engine 4EE1-T	834006	Outer Joint	44T	26	22	56	94	59	M			
1.8 16V (84 kW)	1994.08- 1998.09	MT		F	Saloon Engine BP-ZE	834081	Outer Joint		26	30	56	93	56.5	M			
	1994.08- 1998.09			F	Saloon Engine BP-ZE	834023	Outer Joint		26	30	56	93	55	I			
	1994.08- 1998.09			F	Saloon Engine BP-ZE	834058	Outer Joint	44T	26	30	56	93	55	I			
2.0 D (52 kW)	1996.10- 1998.09	5MT		F	Saloon Engine RF1G	834055	Outer Joint		26	22	56	94	59	M			
323 S VI (BJ)																	
1.4 (53 kW)	2001.01- 2004.05	MT/AT		F	Saloon Engine B3(16V)	834026	Outer Joint		26	28	56	93.5	53	I			
1.4 16V (54 kW)	1998.09- 2001.01	MT/AT		F	Saloon Engine B3ME	834026	Outer Joint		26	28	56	93.5	53	I			
1.5 16V (65 kW)	1998.09- 2001.01	MT/AT		F	Saloon Engine ZL05/ZL06	834026	Outer Joint		26	28	56	93.5	53	I			
1.6 (70 kW)	2001.01- 2004.05	MT/AT		F	Saloon Engine ZM	834026	Outer Joint		26	28	56	93.5	53	I			
1.6 (72 kW)	2001.01- 2004.05	MT/AT		F	Saloon Engine ZM	834026	Outer Joint		26	28	56	93.5	53	I			
1.9 16V (84 kW)	1998.09- 2004.05	MT/AT		F	Saloon Engine FP	834008	Outer Joint		26	29	56	93.5	59	I			
2.0 D (52 kW)	1998.09- 2004.05	MT/AT		F	Saloon Engine RF1G	834008	Outer Joint		26	29	56	93.5	59	I			
2.0 TD (66 kW)	1998.09- 2004.05	MT/AT		F	Saloon Engine RF3F	834008	Outer Joint		26	29	56	93.5	59	I			
6																	
-	2004- 2006				CAPACITY	634029	Inner Joint		28	33	35	66.5	114				
	2004- 2006					834070	Outer Joint	44T	28	32	56	90	59	I			
1.8/2.0	2002.02-					834046	Outer Joint		28	32	56	90	59	I			
2.3						834065	Outer Joint	44T	28	24	56.6	90	60	M			
6 (GG)																	
1.8 (88 kW)	2002.08- 2007.08			F	Hatchback Engine L813	834084	Outer Joint	44T	28	32	62	90	58	I			
	2002.08- 2007.08			F	Saloon Engine L813	834084	Outer Joint	44T	28	32	62	90	58	I			
	2002.08- 2007.08	MT		F	Hatchback Engine L813	834135	Outer Joint	44T	28	23	56	90	57.5	I			
	2002.08- 2007.08	MT		F	Saloon Engine L813	834135	Outer Joint	44T	28	23	56	90	57.5	I			
2.0	2002.06-	MT/AT				834147	Outer Joint	44T	28	33	56.5	90	58.5	M			





	 YEAR	TRANSM	L/R	F/R	REMARKS	GSP Ref.	 PRODUCT	 ABS	Technical Specifications								
									A	B	C	H	L	P			
MAZDA																	
6 (GG)																	
2.0 (104 kW)	2002.06- 2007.08			F	Saloon Engine LF17/LF18	834084	Outer Joint	44T	28	32	62	90	58	I			
	2002.06- 2007.08	MT		F	Saloon Engine LF17/LF18	834135	Outer Joint	44T	28	23	56	90	57.5	I			
	2002.08- 2007.08			F	Hatchback Engine LF17/LF18	834084	Outer Joint	44T	28	32	62	90	58	I			
	2002.08- 2007.08	MT		F	Hatchback Engine LF17/LF18	834135	Outer Joint	44T	28	23	56	90	57.5	I			
2.0 (108 kW)	2005.06- 2008.02	MT		F	Hatchback Engine LFF7	834135	Outer Joint	44T	28	23	56	90	57.5	I			
	2005.06- 2008.02	MT		F	Saloon Engine LFF7	834135	Outer Joint	44T	28	23	56	90	57.5	I			
2.0 Di (100 kW)	2002.06- 2007.08			F	Saloon Engine RF5C	834084	Outer Joint	44T	28	32	62	90	58	I			
	2002.06- 2007.08			F	Saloon Engine RF5C	899273	Outer Joint	44T	28	33	56.6	90	59	I			
	2002.06- 2007.08		L	F	Saloon Engine RF5C	234039	Drive Shaft	44T	28	30	56.6	90	643				
	2002.06- 2007.08		R	F	Saloon Engine RF5C	299064	Drive Shaft	44T	28	28	56.6	90	587				
	2002.06- 2007.08		R	F	Saloon Engine RF5C	234165	Drive Shaft	44T	31	31	65	94	555				
	2002.06- 2007.08		L	F	Saloon Engine RF5C	234153	Drive Shaft	44T	31	30	65	94	611.5				
	2002.08- 2007.08			F	Hatchback Engine RF5C	834084	Outer Joint	44T	28	32	62	90	58	I			
	2002.08- 2007.08			F	Hatchback Engine RF5C	899273	Outer Joint	44T	28	33	56.6	90	59	I			
	2002.08- 2007.08		L	F	Hatchback Engine RF5C	234039	Drive Shaft	44T	28	30	56.6	90	643				
	2002.08- 2007.08		R	F	Hatchback Engine RF5C	299064	Drive Shaft	44T	28	28	56.6	90	587				
	2002.08- 2007.08		R	F	Hatchback Engine RF5C	234165	Drive Shaft	44T	31	31	65	94	555				
	2002.08- 2007.08		L	F	Hatchback Engine RF5C	234153	Drive Shaft	44T	31	30	65	94	611.5				
2.0 Di (105 kW)	2005.06- 2008.02		L	F	Hatchback Engine RF7J	234039	Drive Shaft	44T	28	30	56.6	90	643				
	2005.06- 2008.02		R	F	Saloon Engine RF7J	234165	Drive Shaft	44T	31	31	65	94	555				
	2005.06- 2008.02		R	F	Hatchback Engine RF7J	299064	Drive Shaft	44T	28	28	56.6	90	587				
	2005.06- 2008.02		R	F	Hatchback Engine RF7J	234165	Drive Shaft	44T	31	31	65	94	555				
	2005.06- 2008.02		L	F	Saloon Engine RF7J	234153	Drive Shaft	44T	31	30	65	94	611.5				
	2005.06- 2008.02		L	F	Hatchback Engine RF7J	234153	Drive Shaft	44T	31	30	65	94	611.5				
2.0 Di (89 kW)	2002.08- 2007.08			F	Hatchback Engine RF5C	834084	Outer Joint	44T	28	32	62	90	58	I			
	2002.08- 2007.08			F	Saloon Engine RF5C	834084	Outer Joint	44T	28	32	62	90	58	I			
	2002.08- 2007.08			F	Hatchback Engine RF5C	899273	Outer Joint	44T	28	33	56.6	90	59	I			
	2002.08- 2007.08			F	Saloon Engine RF5C	899273	Outer Joint	44T	28	33	56.6	90	59	I			
	2002.08- 2007.08		L	F	Hatchback Engine RF5C	234039	Drive Shaft	44T	28	30	56.6	90	643				
	2002.08- 2007.08		L	F	Saloon Engine RF5C	234039	Drive Shaft	44T	28	30	56.6	90	643				
	2002.08- 2007.08		R	F	Saloon Engine RF5C	234165	Drive Shaft	44T	31	31	65	94	555				
	2002.08- 2007.08		R	F	Hatchback Engine RF5C	299064	Drive Shaft	44T	28	28	56.6	90	587				
	2002.08- 2007.08		R	F	Saloon Engine RF5C	299064	Drive Shaft	44T	28	28	56.6	90	587				
	2002.08- 2007.08		R	F	Hatchback Engine RF5C	234165	Drive Shaft	44T	31	31	65	94	555				
	2002.08- 2007.08		L	F	Saloon Engine RF5C	234153	Drive Shaft	44T	31	30	65	94	611.5				
	2002.08- 2007.08		L	F	Hatchback Engine RF5C	234153	Drive Shaft	44T	31	30	65	94	611.5				
2.3 (122 kW)	2002.06- 2007.08			F	Saloon Engine L3C1	834084	Outer Joint	44T	28	32	62	90	58	I			
	2002.08- 2007.08			F	Hatchback Engine L3C1	834084	Outer Joint	44T	28	32	62	90	58	I			
2.3 MPS Turbo (191 kW)	2006.01- 2008.02		R	F	Saloon Engine L3KG	234165	Drive Shaft	44T	31	31	65	94	555				
	2006.01- 2008.02		L	F	Saloon Engine L3KG	234153	Drive Shaft	44T	31	30	65	94	611.5				
6 (GY)																	
2.0	2002.08-	MT/AT				834147	Outer Joint	44T	28	33	56.5	90	58.5	M			
6 STATION WAGON (GY)																	
1.8 (88 kW)	2002.08- 2007.08			F	Estate Engine L813	834084	Outer Joint	44T	28	32	62	90	58	I			
	2002.08- 2007.08	MT		F	Estate Engine L813	834135	Outer Joint	44T	28	23	56	90	57.5	I			
2.0 (104 kW)	2002.08- 2007.08			F	Estate Engine LF17/LF18	834084	Outer Joint	44T	28	32	62	90	58	I			
	2002.08- 2007.08	MT		F	Estate Engine LF17/LF18	834135	Outer Joint	44T	28	23	56	90	57.5	I			
2.0 (108 kW)	2005.06- 2008.02	MT		F	Estate Engine LFF7	834135	Outer Joint	44T	28	23	56	90	57.5	I			
2.0 Di (100 kW)	2002.08- 2007.08			F	Estate Engine RF5C	834084	Outer Joint	44T	28	32	62	90	58	I			
	2002.08- 2007.08			F	Estate Engine RF5C	899273	Outer Joint	44T	28	33	56.6	90	59	I			
	2002.08- 2007.08		L	F	Estate Engine RF5C	234039	Drive Shaft	44T	28	30	56.6	90	643				
	2002.08- 2007.08		R	F	Estate Engine RF5C	299064	Drive Shaft	44T	28	28	56.6	90	587				
	2002.08- 2007.08		R	F	Estate Engine RF5C	234165	Drive Shaft	44T	31	31	65	94	555				
	2002.08- 2007.08		L	F	Estate Engine RF5C	234153	Drive Shaft	44T	31	30	65	94	611.5				
2.0 Di (105 kW)	2005.06- 2008.02		R	F	Estate Engine RF7J	234165	Drive Shaft	44T	31	31	65	94	555				
	2005.06- 2008.02		L	F	Estate Engine RF7J	234153	Drive Shaft	44T	31	30	65	94	611.5				
2.0 Di (89 kW)	2002.08- 2007.08			F	Estate Engine RF5C	834084	Outer Joint	44T	28	32	62	90	58	I			
	2002.08- 2007.08			F	Estate Engine RF5C	899273	Outer Joint	44T	28	33	56.6	90	59	I			
	2002.08- 2007.08		L	F	Estate Engine RF5C	234039	Drive Shaft	44T	28	30	56.6	90	643				
	2002.08- 2007.08		R	F	Estate Engine RF5C	299064	Drive Shaft	44T	28	28	56.6	90	587				
	2002.08- 2007.08		R	F	Estate Engine RF5C	234165	Drive Shaft	44T	31	31	65	94	555				
	2002.08- 2007.08		L	F	Estate Engine RF5C	234153	Drive Shaft	44T	31	30	65	94	611.5				





	 YEAR	TRANSM	L/R	F/R	REMARKS	GSP Ref.	 PRODUCT	 ABS	Technical Specifications									
									A	B	C	H	L	P				
MAZDA																		
6 STATION WAGON (GY)																		
2.3 (122 kW)	2002.08- 2007.08			F	Estate Engine L3C1	834084	Outer Joint	44T	28	32	62	90	58	I				
626																		
-					GE 4WD	839123	Outer Joint		28	21	56	90	58	I				
	1987- 1991				GD6P GD8S	834050	Outer Joint		26	23	56	93.5	56.5	M				
	1991- 1997					834029	Outer Joint		28	23	56	89	60.5	M				
	1991- 1997					834061	Outer Joint	44T	28	23	56	89	60.5	M				
	1998- 2001					634013	Inner Joint		28	23	43	42	76.5					
	1998- 2001	AT				699113	Inner Joint		26	23	35	67	95					
	1998- 2000	AT				834038	Outer Joint		28	23	56	90	59	M				
1.8						634003	Inner Joint		26	23	43	37.8	75.5					
						834045	Outer Joint		26	25	56	93.5	56.5	O				
	1984- 1988					899048	Outer Joint		26	25	52	93	61	O				
	1988-					834054	Outer Joint		26	30	56	93	55	M				
1.8 Male	1984- 1992					634004	Inner Joint		26	23	35	66.7	99.5					
2.0	1984- 1992					634002	Inner Joint		26	25	42.3	37.8	76.5					
	1984- 1992					618005	Inner Joint		26	25	35	66.5	103.4					
	1984- 1988					899047	Outer Joint		26	25	52	92	61	O				
	1988- 1992					899052	Outer Joint		26	25	56	93	61	O				
	1993- 1996	AT				818078	Outer Joint	44T	28	32	56	91.5	65	I				
	1993- 1997	MT				834036	Outer Joint		28	32	56	90	59	I				
	1993- 1997	MT				834063	Outer Joint	44T	28	32	56	90	59	I				
	1993- 1996	AT				818045	Outer Joint		28	32	56	91.5	65	I				
2.5	1993- 1996	AT				818045	Outer Joint		28	32	56	91.5	65	I				
	1993- 1996	AT				818078	Outer Joint	44T	28	32	56	91.5	65	I				
	1993- 1997	MT				834036	Outer Joint		28	32	56	90	59	I				
	1993- 1997	MT				834063	Outer Joint	44T	28	32	56	90	59	I				
626 (GE)																		
-	1991- 1997					634033	Inner Joint		28	23	43	46	77					
626 / MX-6 MYSTERE&CRONOS																		
-	1983- 1987					634036	Inner Joint		26	25	43	37.8	75.5					
626 CRONOS																		
-	1994- 2001	AT			6 Cyl (Incl. 4WD Model)	618015	Inner Joint		28	23	43	42	76.5					
	1994- 2001	MT			4 Cyl (Incl. 4WD Model)	618015	Inner Joint		28	23	43	42	76.5					
626 II (GC)																		
1.6 (55 kW)	1983.03- 1987.09	MT		F	Hatchback	834002	Outer Joint		26	23	52	93	61	M				
	1983.03- 1987.09			F	Hatchback	834086	Outer Joint		26	23	52	92	56	M				
1.6 (59 kW)	1982.11- 1987.06	MT		F	Saloon Engine F6	834002	Outer Joint		26	23	52	93	61	M				
	1982.11- 1987.06			F	Saloon Engine F6	834086	Outer Joint		26	23	52	92	56	M				
	1983.03- 1987.09	MT		F	Hatchback Engine F6	834002	Outer Joint		26	23	52	93	61	M				
	1983.03- 1987.09			F	Hatchback Engine F6	834086	Outer Joint		26	23	52	92	56	M				
2.0 (68 kW)	1985.01- 1987.09			F	Hatchback Engine FE(8V)	834086	Outer Joint		26	23	52	92	56	M				
	1985.01- 1987.09	MT		F	Hatchback Engine FE(8V)	834001	Outer Joint		26	25	52	92	61	M				
	1986.11- 1987.09			F	Saloon Engine FE(8V)	834086	Outer Joint		26	23	52	92	56	M				
	1986.11- 1987.09	MT		F	Saloon Engine FE(8V)	834001	Outer Joint		26	25	52	92	61	M				
2.0 (74 kW)	1983.03- 1987.09			F	Hatchback Engine FE(8V)	834086	Outer Joint		26	23	52	92	56	M				
	1983.03- 1987.09			F	Saloon Engine FE(8V)	834086	Outer Joint		26	23	52	92	56	M				
	1983.03- 1987.09	MT		F	Hatchback Engine FE(8V)	834001	Outer Joint		26	25	52	92	61	M				
	1983.03- 1987.09	MT		F	Saloon Engine FE(8V)	834001	Outer Joint		26	25	52	92	61	M				
2.0 (88 kW)	1986.01- 1987.09			F	Hatchback Engine FE(8V)	834086	Outer Joint		26	23	52	92	56	M				
	1986.01- 1987.09			F	Saloon Engine FE(8V)	834086	Outer Joint		26	23	52	92	56	M				
	1986.01- 1987.09	MT		F	Hatchback Engine FE(8V)	834001	Outer Joint		26	25	52	92	61	M				
	1986.01- 1987.09	MT		F	Saloon Engine FE(8V)	834001	Outer Joint		26	25	52	92	61	M				
2.0 D (46 kW)	1983.01- 1987.06			F	Saloon Engine RF46	834086	Outer Joint		26	23	52	92	56	M				
	1983.01- 1987.06	MT/AT		F	Saloon Engine RF46	834001	Outer Joint		26	25	52	92	61	M				
	1984.03- 1987.06			F	Hatchback Engine RF46	834086	Outer Joint		26	23	52	92	56	M				
	1984.03- 1987.06	MT/AT		F	Hatchback Engine RF46	834001	Outer Joint		26	25	52	92	61	M				
626 III (GD)																		
1.6 (60 kW)	1987.06- 1992.05	AT		F	Coupe	827027	Outer Joint	44T	26	23	56	93	55	M				
	1987.06- 1992.05	AT		F	Hatchback	827027	Outer Joint	44T	26	23	56	93	55	M				
1.8 (65 kW)	1987.09- 1991.08	MT		F	Coupe Engine F8(12V)	834019	Outer Joint		26	21	56	94	56	I				
	1987.09- 1991.08	MT		F	Coupe Engine F8(12V)	818031	Outer Joint		26	25	56	93	61	M				





	 YEAR	TRANSM	L/R	F/R	REMARKS	GSP Ref.	 PRODUCT	 ABS	Technical Specifications										
									A	B	C	H	L	P					
MAZDA 626 III (GD)																			
1.8 (65 kW)	1987.09- 1991.08	AT		F	Coupe Engine F8(12V)	834004	Outer Joint		26	23	56	93.5	56.5	M					
	1987.11- 1992.05	MT		F	Saloon Engine F8(12V)	834019	Outer Joint		26	21	56	94	56	I					
	1987.11- 1992.05			F	Hatchback Engine F8(12V)	834019	Outer Joint		26	21	56	94	56	I					
	1987.11- 1992.05	MT		F	Hatchback Engine F8(12V)	818031	Outer Joint		26	25	56	93	61	M					
	1987.11- 1992.05	MT		F	Saloon Engine F8(12V)	818031	Outer Joint		26	25	56	93	61	M					
	1987.11- 1992.05	AT		F	Hatchback Engine F8(12V)	834004	Outer Joint		26	23	56	93.5	56.5	M					
2.0 (66 kW)	1987.11- 1992.05	AT		F	Saloon Engine F8(12V)	834004	Outer Joint		26	23	56	93.5	56.5	M					
	1987.11- 1992.05	AT		F	Saloon Engine F8(12V)	834004	Outer Joint		26	23	56	93.5	56.5	M					
	1987.09- 1990.10	MT		F	Coupe Engine FE(8V)	834019	Outer Joint		26	21	56	94	56	I					
	1987.09- 1990.10	MT		F	Hatchback Engine FE(8V)	834019	Outer Joint		26	21	56	94	56	I					
	1987.09- 1990.10			F	Coupe Engine FE(8V)	834074	Outer Joint	90T	26	25	56	93	61	M					
	1987.09- 1990.10			F	Hatchback Engine FE(8V)	834074	Outer Joint	90T	26	25	56	93	61	M					
	1987.09- 1990.10	AT		F	Coupe Engine FE(8V)	834068	Outer Joint	90T	26	25	56	93	61	I					
	1987.09- 1990.10	AT		F	Hatchback Engine FE(8V)	834068	Outer Joint	90T	26	25	56	93	61	I					
	1987.09- 1990.10	AT		F	Saloon Engine FE(12V)	834068	Outer Joint	90T	26	25	56	93	61	I					
	1987.09- 1990.10	MT		F	Coupe Engine FE(8V)	818031	Outer Joint		26	25	56	93	61	M					
2.0 12V (79 kW)	1987.09- 1990.10	MT		F	Hatchback Engine FE(8V)	818031	Outer Joint		26	25	56	93	61	M					
	1987.09- 1990.10	MT		F	Saloon Engine FE(12V)	818031	Outer Joint		26	25	56	93	61	M					
	1987.09- 1988.12	MT		F	Coupe Engine FE	834019	Outer Joint		26	21	56	94	56	I					
	1987.09- 1992.05	MT		F	Saloon Engine FE	834019	Outer Joint		26	21	56	94	56	I					
	1987.09- 1992.05			F	Saloon Engine FE	834074	Outer Joint	90T	26	25	56	93	61	M					
	1987.09- 1988.12	MT		F	Coupe Engine FE	818029	Outer Joint	44T	28	26	56	89	65	I					
	1987.09- 1992.05	MT		F	Saloon Engine FE	818029	Outer Joint	44T	28	26	56	89	65	I					
	1987.09- 1988.12	MT		F	Coupe Engine FE	834082	Outer Joint	44T	28	26	56	94	63	M					
	1987.09- 1992.05	MT		F	Saloon Engine FE	834082	Outer Joint	44T	28	26	56	94	63	M					
	1987.09- 1988.12	AT		F	Coupe Engine FE	834068	Outer Joint	90T	26	25	56	93	61	I					
	1987.09- 1992.05	AT		F	Saloon Engine FE	834068	Outer Joint	90T	26	25	56	93	61	I					
	1987.09- 1988.12	AT		F	Coupe Engine FE	818031	Outer Joint		26	25	56	93	61	M					
	1987.09- 1992.05	AT		F	Saloon Engine FE	818031	Outer Joint		26	25	56	93	61	M					
	1987.09- 1988.12	MT		F	Coupe Engine FE	818028	Outer Joint		28	26	56	89	65	I					
	1987.09- 1992.05	MT		F	Saloon Engine FE	818028	Outer Joint		28	26	56	89	65	I					
	1987.11- 1992.05	MT		F	Hatchback Engine FE	834019	Outer Joint		26	21	56	94	56	I					
	1987.11- 1992.05			F	Hatchback Engine FE	834074	Outer Joint	90T	26	25	56	93	61	M					
	1987.11- 1992.05	MT		F	Hatchback Engine FE	818029	Outer Joint	44T	28	26	56	89	65	I					
	1987.11- 1992.05	MT		F	Hatchback Engine FE	834082	Outer Joint	44T	28	26	56	94	63	M					
	1987.11- 1992.05	AT		F	Hatchback Engine FE	834068	Outer Joint	90T	26	25	56	93	61	I					
	1987.11- 1992.05	AT		F	Hatchback Engine FE	818031	Outer Joint		26	25	56	93	61	M					
	1987.11- 1992.05	MT		F	Hatchback Engine FE	818028	Outer Joint		28	26	56	89	65	I					
	2.0 16V (103 kW)	1987.11- 1990.10	MT		F	Hatchback Engine FE	818028	Outer Joint		28	26	56	89	65	I				
		1987.11- 1992.05	MT		F	Saloon Engine FE	818028	Outer Joint		28	26	56	89	65	I				
		1987.11- 1990.10	MT		F	Hatchback Engine FE	834019	Outer Joint		26	21	56	94	56	I				
		1987.11- 1992.05	MT		F	Saloon Engine FE	834019	Outer Joint		26	21	56	94	56	I				
1987.11- 1990.10				F	Hatchback Engine FE	834074	Outer Joint	90T	26	25	56	93	61	M					
1987.11- 1992.05				F	Saloon Engine FE	834074	Outer Joint	90T	26	25	56	93	61	M					
1987.11- 1990.10		MT		F	Hatchback Engine FE	818029	Outer Joint	44T	28	26	56	89	65	I					
1987.11- 1992.05		MT		F	Saloon Engine FE	818029	Outer Joint	44T	28	26	56	89	65	I					
1987.11- 1990.10		MT		F	Hatchback Engine FE	834082	Outer Joint	44T	28	26	56	94	63	M					
1987.11- 1992.05		MT		F	Saloon Engine FE	834082	Outer Joint	44T	28	26	56	94	63	M					
1987.11- 1990.10		AT		F	Hatchback Engine FE	834068	Outer Joint	90T	26	25	56	93	61	I					
1987.11- 1992.05		AT		F	Saloon Engine FE	834068	Outer Joint	90T	26	25	56	93	61	I					
1987.11- 1990.10		AT		F	Hatchback Engine FE	818031	Outer Joint		26	25	56	93	61	M					
1987.11- 1992.05		AT		F	Saloon Engine FE	818031	Outer Joint		26	25	56	93	61	M					
1987.12- 1990.10		MT		F	Coupe Engine FE	818028	Outer Joint		28	26	56	89	65	I					
1987.12- 1990.10		MT		F	Coupe Engine FE	834019	Outer Joint		26	21	56	94	56	I					
1987.12- 1990.10				F	Coupe Engine FE	834074	Outer Joint	90T	26	25	56	93	61	M					
1987.12- 1990.10		MT		F	Coupe Engine FE	818029	Outer Joint	44T	28	26	56	89	65	I					
1987.12- 1990.10		MT		F	Coupe Engine FE	834082	Outer Joint	44T	28	26	56	94	63	M					
2.0 16V (109 kW)		1987.12- 1990.10	AT		F	Coupe Engine FE	834068	Outer Joint	90T	26	25	56	93	61	I				
	1987.12- 1990.10	AT		F	Coupe Engine FE	818031	Outer Joint		26	25	56	93	61	M					
	1987.06- 1989.08	MT		F	Hatchback Engine FE	818028	Outer Joint		28	26	56	89	65	I					
	1987.06- 1989.09	MT		F	Coupe Engine FE	818028	Outer Joint		28	26	56	89	65	I					
	1987.06- 1989.08	MT		F	Hatchback Engine FE	834019	Outer Joint		26	21	56	94	56	I					
	1987.06- 1989.09	MT		F	Coupe Engine FE	834019	Outer Joint		26	21	56	94	56	I					





	 YEAR	TRANSM	L/R	F/R	REMARKS	GSP Ref.	 PRODUCT	 ABS	Technical Specifications							
									A	B	C	H	L	P		
MAZDA																
626 III (GD)																
2.0 16V (109 kW)	1987.06- 1989.08	MT		F	Hatchback Engine FE	818029	Outer Joint	44T	28	26	56	89	65	I		
	1987.06- 1989.09	MT		F	Coupe Engine FE	818029	Outer Joint	44T	28	26	56	89	65	I		
	1987.06- 1989.08	MT		F	Hatchback Engine FE	834082	Outer Joint	44T	28	26	56	94	63	M		
	1987.06- 1989.09	MT		F	Coupe Engine FE	834082	Outer Joint	44T	28	26	56	94	63	M		
	1987.06- 1989.08	AT		F	Hatchback Engine FE	818031	Outer Joint		26	25	56	93	61	M		
	1987.06- 1989.09	AT		F	Coupe Engine FE	818031	Outer Joint		26	25	56	93	61	M		
	1987.07- 1989.09	MT		F	Saloon Engine FE	818028	Outer Joint		28	26	56	89	65	I		
	1987.07- 1989.09	MT		F	Saloon Engine FE	834019	Outer Joint		26	21	56	94	56	I		
	1987.07- 1989.09	MT		F	Saloon Engine FE	818029	Outer Joint	44T	28	26	56	89	65	I		
	1987.07- 1989.09	MT		F	Saloon Engine FE	834082	Outer Joint	44T	28	26	56	94	63	M		
2.0 D (44 kW)	1987.07- 1989.09	AT		F	Saloon Engine FE	818031	Outer Joint		26	25	56	93	61	M		
	1987.07- 1991.07	MT		F	Hatchback Engine RF-N	818028	Outer Joint		28	26	56	89	65	I		
	1987.07- 1991.07	MT		F	Saloon Engine RF-N	818028	Outer Joint		28	26	56	89	65	I		
	1987.07- 1991.07	MT		F	Hatchback Engine RF-N	818029	Outer Joint	44T	28	26	56	89	65	I		
	1987.07- 1991.07	MT		F	Saloon Engine RF-N	818029	Outer Joint	44T	28	26	56	89	65	I		
	1987.07- 1991.07	MT		F	Hatchback Engine RF-N	834082	Outer Joint	44T	28	26	56	94	63	M		
	1987.07- 1991.07	MT		F	Saloon Engine RF-N	834082	Outer Joint	44T	28	26	56	94	63	M		
2.2 12V (85 kW)	1987.07- 1991.07	AT		F	Hatchback Engine RF-N	818031	Outer Joint		26	25	56	93	61	M		
	1987.07- 1991.07	AT		F	Saloon Engine RF-N	818031	Outer Joint		26	25	56	93	61	M		
	1987.11- 1991.07	MT		F	Saloon Engine F2	818028	Outer Joint		28	26	56	89	65	I		
	1987.11- 1991.07	MT		F	Saloon Engine F2	818029	Outer Joint	44T	28	26	56	89	65	I		
	1987.11- 1991.07	MT		F	Saloon Engine F2	834082	Outer Joint	44T	28	26	56	94	63	M		
	1987.11- 1991.07	AT		F	Saloon Engine F2	834068	Outer Joint	90T	26	25	56	93	61	I		
	1987.11- 1991.07	AT		F	Saloon Engine F2	818031	Outer Joint		26	25	56	93	61	M		
	1988.04- 1991.12	MT		F	Coupe Engine F2	818028	Outer Joint		28	26	56	89	65	I		
	1988.04- 1991.12	MT		F	Coupe Engine F2	818029	Outer Joint	44T	28	26	56	89	65	I		
	1988.04- 1991.12	MT		F	Coupe Engine F2	834082	Outer Joint	44T	28	26	56	94	63	M		
2.2 12V 4WD (85 kW)	1988.04- 1991.12	AT		F	Coupe Engine F2	834068	Outer Joint	90T	26	25	56	93	61	I		
	1988.04- 1991.12	AT		F	Coupe Engine F2	818031	Outer Joint		26	25	56	93	61	M		
	1988.06- 1992.04	MT		F	Hatchback Engine F2	818028	Outer Joint		28	26	56	89	65	I		
	1988.06- 1992.04	MT		F	Hatchback Engine F2	818029	Outer Joint	44T	28	26	56	89	65	I		
	1988.06- 1992.04	MT		F	Hatchback Engine F2	834082	Outer Joint	44T	28	26	56	94	63	M		
	1988.06- 1992.04	AT		F	Hatchback Engine F2	834068	Outer Joint	90T	26	25	56	93	61	I		
	1988.06- 1992.04	AT		F	Hatchback Engine F2	818031	Outer Joint		26	25	56	93	61	M		
	1988.06- 1992.04	AT		F	Hatchback Engine F2	818031	Outer Joint		26	25	56	93	61	M		
	1990.01- 1992.05	AT		F	All-wheel Drive Saloon Engine F2	834068	Outer Joint	90T	26	25	56	93	61	I		
	1990.01- 1992.05	AT			All-wheel Drive Saloon Engine F2	818031	Outer Joint		26	25	56	93	61	M		
626 III (GV)																
1.8 (65 kW)	1988.01- 1992.03	MT		F	Estate Engine F8(12V)	834019	Outer Joint		26	21	56	94	56	I		
	1988.01- 1992.03	MT		F	Estate Engine F8(12V)	818031	Outer Joint		26	25	56	93	61	M		
	1988.01- 1992.03	AT		F	Estate Engine F8(12V)	834004	Outer Joint		26	23	56	93.5	56.5	M		
2.0 (66 kW)	1988.10- 1997.09	MT		F	Estate Engine FE(8V)	818028	Outer Joint		28	26	56	89	65	I		
	1988.10- 1997.09	MT		F	Estate Engine FE(8V)	834019	Outer Joint		26	21	56	94	56	I		
	1988.10- 1997.09			F	Estate Engine FE(8V)	834074	Outer Joint	90T	26	25	56	93	61	M		
	1988.10- 1997.09	MT		F	Estate Engine FE(8V)	818029	Outer Joint	44T	28	26	56	89	65	I		
	1988.10- 1997.09	MT		F	Estate Engine FE(8V)	834082	Outer Joint	44T	28	26	56	94	63	M		
	1988.10- 1997.09	MT		F	Estate Engine FE(8V)	818031	Outer Joint		26	25	56	93	61	M		
2.0 12V (81 kW)	1987.09- 1990.01	MT		F	Estate Engine FE	818028	Outer Joint		28	26	56	89	65	I		
	1987.09- 1990.01	MT		F	Estate Engine FE	834019	Outer Joint		26	21	56	94	56	I		
	1987.09- 1990.01	MT		F	Estate Engine FE	818029	Outer Joint	44T	28	26	56	89	65	I		
	1987.09- 1990.01	MT		F	Estate Engine FE	834082	Outer Joint	44T	28	26	56	94	63	M		
	1987.09- 1990.01	AT		F	Estate Engine FE	834068	Outer Joint	90T	26	25	56	93	61	I		
2.0 16V (103 kW)	1987.09- 1990.01	AT		F	Estate Engine FE	818031	Outer Joint		26	25	56	93	61	M		
	1988.01- 1992.03	MT		F	Estate Engine FE	834019	Outer Joint		26	21	56	94	56	I		
	1988.01- 1992.03			F	Estate Engine FE	834074	Outer Joint	90T	26	25	56	93	61	M		
	1988.01- 1992.03	AT		F	Estate Engine FE	834068	Outer Joint	90T	26	25	56	93	61	I		
2.0 D (44 kW)	1988.01- 1992.03	AT		F	Estate Engine FE	818031	Outer Joint		26	25	56	93	61	M		
	1988.09- 1991.07	MT		F	Estate Engine RF-N	818028	Outer Joint		28	26	56	89	65	I		
	1988.09- 1991.07	MT		F	Estate Engine RF-N	818029	Outer Joint	44T	28	26	56	89	65	I		
	1988.09- 1991.07	MT		F	Estate Engine RF-N	834082	Outer Joint	44T	28	26	56	94	63	M		
2.0 D (60 kW)	1988.09- 1991.07	AT		F	Estate Engine RF-N	818031	Outer Joint		26	25	56	93	61	M		
	1994.11- 1997.09	AT		F	Estate Engine RFG5	834081	Outer Joint		26	30	56	93	56.5	M		
	1994.11- 1997.09	MT		F	Estate Engine RFG5	834004	Outer Joint		26	23	56	93.5	56.5	M		





	 YEAR	TRANSM	L/R	F/R	REMARKS	GSP Ref.	 PRODUCT	 ABS	Technical Specifications							
									A	B	C	H	L	P		
MAZDA																
626 III (GV)																
2.0 D Comprex (55 kW)	1993.05- 1996.11	MT		F	Estate Engine RF-CX	834004	Outer Joint		26	23	56	93.5	56.5		M	
2.2 12V (85 kW)	1989.03- 1996.11	MT		F	Estate Engine F2	818028	Outer Joint		28	26	56	89	65		I	
	1989.03- 1996.11	MT		F	Estate Engine F2	818029	Outer Joint	44T	28	26	56	89	65		I	
	1989.03- 1996.11	MT		F	Estate Engine F2	834082	Outer Joint	44T	28	26	56	94	63		M	
	1989.03- 1996.11	AT		F	Estate Engine F2	818031	Outer Joint		26	25	56	93	61		M	
2.2 12V 4WD (85 kW)	1991.05- 1992.11	MT		F	All-wheel Drive Estate Engine F2/F2L1	818028	Outer Joint		28	26	56	89	65		I	
	1991.05- 1992.11	MT		F	All-wheel Drive Estate Engine F2/F2L1	818029	Outer Joint	44T	28	26	56	89	65		I	
	1991.05- 1992.11	MT		F	All-wheel Drive Estate Engine F2/F2L1	834082	Outer Joint	44T	28	26	56	94	63		M	
	1991.05- 1992.11	AT			All-wheel Drive Estate Engine F2/F2L1	818031	Outer Joint		26	25	56	93	61		M	
626 IV (CBA,GE)																
1.8 i 16V (CBA8P) (USA)	1992.01- 1993.12	MT				834025	Outer Joint		26	30	56	92.5	57.5		I	
626 IV (GE)																
1.8 (66 kW)	1994.08- 1997.04			F	Hatchback	818035	Outer Joint		28	23	56	90	59		I	
	1994.08- 1997.04			F	Hatchback	899045	Outer Joint		28	23	56	90	59		M	
	1994.08- 1997.04	MT/AT		F	Hatchback	834080	Outer Joint	44T	28	23	56	90	59		M	
	1994.08- 1997.04			F	Hatchback	834021	Outer Joint	44T	28	23	56	90	59		I	
1.8 (77 kW)	1991.08- 1997.04	MT/AT		F	Hatchback Engine FP	818035	Outer Joint		28	23	56	90	59		I	
	1991.08- 1997.04	MT/AT		F	Hatchback Engine FP	834080	Outer Joint	44T	28	23	56	90	59		M	
	1991.08- 1997.04	MT/AT		F	Hatchback Engine FP	834021	Outer Joint	44T	28	23	56	90	59		I	
1.8 i (66 kW)	1994.08- 1997.04			F	Saloon	818035	Outer Joint		28	23	56	90	59		I	
	1994.08- 1997.04			F	Saloon	899045	Outer Joint		28	23	56	90	59		M	
	1994.08- 1997.04	MT/AT		F	Saloon	834080	Outer Joint	44T	28	23	56	90	59		M	
	1994.08- 1997.04			F	Saloon	834021	Outer Joint	44T	28	23	56	90	59		I	
1.8 i (77 kW)	1992.01- 1997.04	MT/AT		F	Saloon Engine FP	818035	Outer Joint		28	23	56	90	59		I	
	1992.01- 1997.04			F	Saloon Engine FP	899045	Outer Joint		28	23	56	90	59		M	
	1992.01- 1997.04	MT/AT		F	Saloon Engine FP	834080	Outer Joint	44T	28	23	56	90	59		M	
	1992.01- 1997.04	MT/AT		F	Saloon Engine FP	834021	Outer Joint	44T	28	23	56	90	59		I	
2.0 D GLX Comprex (55 kW)	1992.10- 1997.04	MT/AT		F	Saloon Engine RFOHC	818035	Outer Joint		28	23	56	90	59		I	
	1992.10- 1997.04			F	Saloon Engine RFOHC	899045	Outer Joint		28	23	56	90	59		M	
	1992.10- 1997.04	MT/AT		F	Saloon Engine RFOHC	834080	Outer Joint	44T	28	23	56	90	59		M	
	1992.10- 1997.04	MT/AT		F	Saloon Engine RFOHC	834021	Outer Joint	44T	28	23	56	90	59		I	
	1993.01- 1997.04			F	Hatchback Engine RFOHC	818035	Outer Joint		28	23	56	90	59		I	
	1993.01- 1997.04			F	Hatchback Engine RFOHC	899045	Outer Joint		28	23	56	90	59		M	
	1993.01- 1997.04	MT/AT		F	Hatchback Engine RFOHC	834080	Outer Joint	44T	28	23	56	90	59		M	
	1993.01- 1997.04	MT/AT		F	Hatchback Engine RFOHC	834021	Outer Joint	44T	28	23	56	90	59		I	
2.0 i (85 kW)	1991.08- 1997.04	MT/AT		F	Hatchback Engine FS	818035	Outer Joint		28	23	56	90	59		I	
	1991.08- 1997.04			F	Hatchback Engine FS	899045	Outer Joint		28	23	56	90	59		M	
	1991.08- 1997.04	MT/AT		F	Hatchback Engine FS	834080	Outer Joint	44T	28	23	56	90	59		M	
	1992.01- 1997.04	MT/AT		F	Saloon Engine FS	818035	Outer Joint		28	23	56	90	59		I	
	1992.01- 1997.04	MT/AT		F	Saloon Engine FS	834080	Outer Joint	44T	28	23	56	90	59		M	
	1992.01- 1997.04	MT/AT		F	Saloon Engine FS	834021	Outer Joint	44T	28	23	56	90	59		I	
2.0 i 4WD (85 kW)	1992.04- 1997.04	MT/AT			All-wheel Drive Hatchback Engine FS	818035	Outer Joint		28	23	56	90	59		I	
	1992.04- 1997.04	MT/AT			All-wheel Drive Saloon Engine FS	818035	Outer Joint		28	23	56	90	59		I	
	1992.04- 1997.04	MT/AT		F	All-wheel Drive Hatchback Engine FS	834080	Outer Joint	44T	28	23	56	90	59		M	
	1992.04- 1997.04	MT/AT		F	All-wheel Drive Saloon Engine FS	834080	Outer Joint	44T	28	23	56	90	59		M	
	1992.04- 1997.04	MT/AT			All-wheel Drive Hatchback Engine FS	834021	Outer Joint	44T	28	23	56	90	59		I	
	1992.04- 1997.04	MT/AT			All-wheel Drive Saloon Engine FS	834021	Outer Joint	44T	28	23	56	90	59		I	
2.5 24V (120 kW)	1994.08- 1997.04	MT/AT		F	Hatchback Engine KL	818028	Outer Joint		28	26	56	89	65		I	
	1994.08- 1997.04			F	Hatchback Engine KL	834087	Outer Joint		26	24	56	93	56.5		M	
	1994.08- 1997.04	MT/AT		F	Hatchback Engine KL	818029	Outer Joint	44T	28	26	56	89	65		I	
	1994.08- 1997.04	MT/AT		F	Hatchback Engine KL	834082	Outer Joint	44T	28	26	56	94	63		M	
2.5 24V (121 kW)	1992.01- 1997.04	MT/AT		F	Hatchback Engine KL	818028	Outer Joint		28	26	56	89	65		I	
	1992.01- 1997.04			F	Hatchback Engine KL	834087	Outer Joint		26	24	56	93	56.5		M	
	1992.01- 1997.04			F	Hatchback Engine KL	818073	Outer Joint		28	26	56	89	65		M	
	1992.01- 1997.04			F	Hatchback Engine KL	834073	Outer Joint	90T	28	26	56	89	65		M	
	1992.01- 1997.04	MT/AT		F	Hatchback Engine KL	818029	Outer Joint	44T	28	26	56	89	65		I	
	1992.01- 1997.04	MT/AT		F	Hatchback Engine KL	834082	Outer Joint	44T	28	26	56	94	63		M	
626 MATSURI																
-						634006	Inner Joint		28	23	35	65.5	104			
						634005	Inner Joint		28	23	42.8	42	76.5			





	 YEAR	TRANSM	L/R	F/R	REMARKS	GSP Ref.	 PRODUCT	 ABS	Technical Specifications						
									A	B	C	H	L	P	
MAZDA															
626 V (GF)															
1.8 (66 kW)	1997.05- 1999.12			F	Hatchback Engine FPY3	834013	Outer Joint	44T	28	23	56	90	59	M	
	1997.05- 1999.12	MT/AT		F	Hatchback Engine FPY3	834010	Outer Joint		28	30	56	89.5	57	I	
	1997.05- 1999.12			F	Saloon Engine FPY3	834013	Outer Joint	44T	28	23	56	90	59	M	
	1997.05- 1999.12	MT/AT		F	Saloon Engine FPY3	834010	Outer Joint		28	30	56	89.5	57	I	
	1997.05- 1999.12	MT/AT		F	Hatchback Engine FPY3	899042	Outer Joint		28	22	56	89.1	59.5	I	
	1997.05- 1999.12	MT/AT		F	Saloon Engine FPY3	899042	Outer Joint		28	22	56	89.1	59.5	I	
	1997.05- 1999.12	MT/AT		F	Hatchback Engine FPY3	834072	Outer Joint	44T	28	30	56	89.5	57	I	
1.8 (74 kW)	1997.05- 1999.12	MT/AT		F	Saloon Engine FPY3	834072	Outer Joint	44T	28	30	56	89.5	57	I	
	1999.12- 2002.10			F	Hatchback Engine FP	834013	Outer Joint	44T	28	23	56	90	59	M	
	1999.12- 2002.10	MT/AT		F	Hatchback Engine FP	834010	Outer Joint		28	30	56	89.5	57	I	
2.0 (100 kW)	1999.12- 2002.10			F	Saloon Engine FP9A	834013	Outer Joint	44T	28	23	56	90	59	M	
	1999.12- 2002.10	MT/AT		F	Saloon Engine FP9A	834010	Outer Joint		28	30	56	89.5	57	I	
	1999.12- 2002.10			F	Saloon Engine FS2C	834013	Outer Joint	44T	28	23	56	90	59	M	
2.0 (85 kW)	1998.04- 2002.10			F	Saloon Engine FS2C	834010	Outer Joint		28	30	56	89.5	57	I	
	1998.04- 2002.10	MT/AT		F	Saloon Engine FS2C	834010	Outer Joint		28	30	56	89.5	57	I	
2.0 (85 kW)	1997.05- 2002.10			F	Hatchback Engine FS	834013	Outer Joint	44T	28	23	56	90	59	M	
	1997.05- 2002.10	MT/AT		F	Hatchback Engine FS	834010	Outer Joint		28	30	56	89.5	57	I	
	1997.05- 2002.10			F	Saloon Engine FS	834013	Outer Joint	44T	28	23	56	90	59	M	
	1997.05- 2002.10	MT/AT		F	Saloon Engine FS	834010	Outer Joint		28	30	56	89.5	57	I	
	1997.05- 2002.10	MT/AT		F	Hatchback Engine FS	834072	Outer Joint	44T	28	30	56	89.5	57	I	
	1997.05- 2002.10	MT/AT		F	Saloon Engine FS	834072	Outer Joint	44T	28	30	56	89.5	57	I	
2.0 Di TD (66 kW)	1998.04- 2002.10			F	Saloon Engine RF3F	834013	Outer Joint	44T	28	23	56	90	59	M	
2.0 DiTD (66 kW)	1998.04- 2002.10			F	Hatchback Engine RF3F	834013	Outer Joint	44T	28	23	56	90	59	M	
2.0 H.P. (100 kW)	1998.02- 2002.10	MT/AT		F	Hatchback Engine FS2C	834010	Outer Joint		28	30	56	89.5	57	I	
	1998.02- 2002.10			F	Hatchback Engine FS2C	834013	Outer Joint	44T	28	23	56	90	59	M	
2.0 TD (81 kW)	2000.10- 2002.10			F	Hatchback	834013	Outer Joint	44T	28	23	56	90	59	M	
	2000.10- 2002.10			F	Saloon	834013	Outer Joint	44T	28	23	56	90	59	M	
2.0 Turbo Di (74 kW)	1998.04- 2002.10			F	Hatchback	834013	Outer Joint	44T	28	23	56	90	59	M	
	1998.04- 2002.10			F	Saloon	834013	Outer Joint	44T	28	23	56	90	59	M	
	1998.04- 2002.10	MT		F	Hatchback	834080	Outer Joint	44T	28	23	56	90	59	M	
	1998.04- 2002.10	MT		F	Saloon	834080	Outer Joint	44T	28	23	56	90	59	M	
626 V (GW)															
1.8 (66 kW)	1998.02- 2000.01			F	Estate Engine FPY3	834013	Outer Joint	44T	28	23	56	90	59	M	
1.8 (74 kW)	2000.01- 2002.10	MT/AT		F	Estate Engine FP9A	834010	Outer Joint		28	30	56	89.5	57	I	
	2000.01- 2002.10			F	Estate Engine FP9A	834013	Outer Joint	44T	28	23	56	90	59	M	
2.0 (85 kW)	1998.02- 2002.10	MT/AT		F	Estate Engine FS	834010	Outer Joint		28	30	56	89.5	57	I	
	1998.02- 2002.10			F	Estate Engine FS	834013	Outer Joint	44T	28	23	56	90	59	M	
2.0 DiTD (66 kW)	1999.09- 2002.10			F	Estate Engine RF3F	834013	Outer Joint	44T	28	23	56	90	59	M	
2.0 H.P. (100 kW)	1998.02- 2002.10	MT/AT		F	Estate Engine FS2C	834010	Outer Joint		28	30	56	89.5	57	I	
	1998.02- 2002.10			F	Estate Engine FS2C	834013	Outer Joint	44T	28	23	56	90	59	M	
2.0 TD (81 kW)	2000.10- 2002.10			F	Estate	834013	Outer Joint	44T	28	23	56	90	59	M	
2.0 Turbo Di (74 kW)	1998.04- 2002.10			F	Estate Engine RF4F	834013	Outer Joint	44T	28	23	56	90	59	M	
	1998.04- 2002.10	MT		F	Estate Engine RF4F	834080	Outer Joint	44T	28	23	56	90	59	M	
ATENZA (GH5AP)															
2.5 4WD	2007.12-	6AT		F	Engine L5-VE	834173	Outer Joint		28	33	62	90	58	M	
ATENZA (GH5AS)															
2.5 4WD	2007.12-	6AT		F	Engine L5-VE	834173	Outer Joint		28	33	62	90	58	M	
ATENZA (GH5FP)															
2.5	2007.12-	5AT		F	Engine L5-VE	834173	Outer Joint		28	33	62	90	58	M	
ATENZA (GH5FS)															
2.5	2007.12-	5AT		F	Engine L5-VE	834173	Outer Joint		28	33	62	90	58	M	
	2007.12-	6MT		F	Engine L5-VE	834173	Outer Joint		28	33	62	90	58	M	
ATENZA (GHEFP)															
2.0	2007.12-	5AT		F	Engine LF-VE	834173	Outer Joint		28	33	62	90	58	M	
ATENZA (GHEFS)															
2.0	2007.12-	5AT		F	Engine LF-VE	834173	Outer Joint		28	33	62	90	58	M	
ATENZA SPORT WAGON (GH5AW)															
2.5 4WD	2007.12-	6AT		F	Engine L5-VE	834173	Outer Joint		28	33	62	90	58	M	
ATENZA SPORT WAGON (GH5FW)															
2.5	2007.12-	5AT		F	Engine L5-VE	834173	Outer Joint		28	33	62	90	58	M	
	2007.12-	6MT		F	Engine L5-VE	834173	Outer Joint		28	33	62	90	58	M	
ATENZA SPORT WAGON (GHEFW)															
2.0	2007.12-	5AT		F	Engine LF-VE	834173	Outer Joint		28	33	62	90	58	M	





	 YEAR	TRANSM	L/R	F/R	REMARKS	GSP Ref.	 PRODUCT	 ABS	Technical Specifications								
									A	B	C	H	L	P			
MAZDA																	
ATENZA SPORT WAGON (GY3W)																	
2.3	2002.06- 2007.12	4AT/F			Engine L3-VE	834110	Outer Joint	44T	28	32	62	90	57.5	I			
2.3 4WD	2002.08- 2007.12	5AT/F			Engine L3-VE	834110	Outer Joint	44T	28	32	62	90	57.5	I			
ATENZA SPORT WAGON (GYEW)																	
2.0	2002.06- 2005.05	4AT/F			Engine LF-DE	834110	Outer Joint	44T	28	32	62	90	57.5	I			
	2002.06- 2007.12	5AT/F			Engine LF-VE	834110	Outer Joint	44T	28	32	62	90	57.5	I			
AZ-3 (ECPSA)																	
1.8	1993.09- 1998.01	4AT			Engine K8	834009	Outer Joint		26	30	56	93	55	M			
	1993.09- 1998.01	5MT			Engine K8	834009	Outer Joint		26	30	56	93	55	M			
B-SERIE (UF)																	
2.5 D 4WD (57 kW)	1998.09- 1999.06			F	All-wheel Drive Pickup	834056	Outer Joint		26	25	65	143.5	60.5	M			
2.5 D 4WD (63 kW)	1996.02- 1999.06			F	All-wheel Drive Pickup	834056	Outer Joint		26	25	65	143.5	60.5	M			
B-SERIE (UN)																	
2.5 D (62 kW)	2002.12-			R	Pickup Engine WLE7	827017	Outer Joint		26	25	61	103.5	75.5	M			
2.5 D 4WD (62 kW)	2002.12-			F	All-wheel Drive Pickup Engine WLE7	834056	Outer Joint		26	25	65	143.5	60.5	M			
	2002.12-				All-wheel Drive Pickup Engine WLE7	827017	Outer Joint		26	25	61	103.5	75.5	M			
B2500 B2600 B3000 B4000																	
-	1998- 2000				SUV/Truck/VAN 4WD	818037	Outer Joint		27	34	66.8	115	66	I			
B2600																	
-	1988.01- 1998.12			R		234019	Drive Shaft		26	26	65	143.5	606				
B2600 / BRAVO																	
-						634019	Inner Joint		26	25	35	82.5	95.5				
BONGO																	
-						899046	Outer Joint		26	23	56	101	59.5	I			
BONGO BRAWNY TRUCK (SK2)																	
2.2 4WD	1999.07-	5MT			Engine R2	834017	Outer Joint		26	23	65	148.5	57	M			
BONGO BRAWNY TRUCK (SK5)																	
2.5 4WD	1999.07-	5MT			Engine WL	834017	Outer Joint		26	23	65	148.5	57	M			
BONGO BRAWNY VAN (SK5)																	
2.5 4WD	1999.07-	MT/AT			Engine WL	834017	Outer Joint		26	23	65	148.5	57	M			
BONGO FRIENDEE MPV (SG)																	
2.0 i (74 kW)	1999.08- 2001.10			F	MPV Engine FE(12V)	834069	Outer Joint	44T	26	23	56	101	59.5	I			
BONGO J80 / 100 (SD29M)																	
2.2 4WD	1987.09- 1997.03	5MT			Engine R2	834017	Outer Joint		26	23	65	148.5	57	M			
BONGO J80 / 100 (SD5)																	
2.5 4WD	1997.04- 1999.07	5MT			Engine WL	834017	Outer Joint		26	23	65	148.5	57	M			
BONGO J80 / 100 (SE28)																	
2.2 4WD	1987.09- 1995.08	5MT			Engine R2	834017	Outer Joint		26	23	65	148.5	57	M			
BONGO J80 / 100 (SE88M)																	
1.8 4WD	1985.09- 1997.03	5MT			Engine F8	834017	Outer Joint		26	23	65	148.5	57	M			
BONGO J80 / 100 (SR2AM)																	
2.2 4WD	1987.09- 1997.03	5MT			Engine R2	834017	Outer Joint		26	23	65	148.5	57	M			
BONGO J80 / 100 (SS28)																	
2.2 4WD	1985.08- 1997.03	5MT			Engine R2	834017	Outer Joint		26	23	65	148.5	57	M			
	1986.11- 1995.08	MT/AT			Engine R2	834017	Outer Joint		26	23	65	148.5	57	M			
BONGO J80 / 100 (SS88M)																	
1.8 4WD	1984.10- 1997.03	5MT			Engine F8	834017	Outer Joint		26	23	65	148.5	57	M			
BONGO J80 / 100 (SSE8R)																	
2.0 4WD	1986.11- 1995.09	5MT			Engine FE	834017	Outer Joint		26	23	65	148.5	57	M			
BONGO J80 / 100 (SSF8R)																	
2.0 4WD	1989.01- 1995.08	MT/AT			Engine RF TBO	834017	Outer Joint		26	23	65	148.5	57	M			
	1995.08- 1997.03	MT/AT			Engine RF	834017	Outer Joint		26	23	65	148.5	57	M			
BONGO TRUCK (SK22)																	
2.2 4WD	1999.06-	MT/AT			Engine R2	834017	Outer Joint		26	23	65	148.5	57	M			
BONGO TRUCK (SK82)																	
1.8 4WD	1999.06-	5MT			Engine F8-E	834017	Outer Joint		26	23	65	148.5	57	M			
BONGO VAN (SK22)																	
2.2 4WD	1999.06-	MT/AT			Engine R2	834017	Outer Joint		26	23	65	148.5	57	M			
BONGO VAN (SK82)																	
1.6 4WD	1999.06-	MT/AT			Engine F8-E	834017	Outer Joint		26	23	65	148.5	57	M			
BRAVO																	
-	1988.01- 1998.12			R		234019	Drive Shaft		26	26	65	143.5	606				





	 YEAR	TRANSM	L/R	F/R	REMARKS	GSP Ref.	 PRODUCT	 ABS	Technical Specifications								
									A	B	C	H	L	P			
MAZDA CAPELLA 626																	
2.5	1991-	MT			Engine GE5P	618012	Inner Joint		28	26	43	44	80				
CAPELLA 626 TELSTER (CG2PP)																	
1.8	1994.07- 1997.08	MT/AT			Engine FP	834014	Outer Joint		28	23	56	89.1	59.5	M			
	1994.07- 1997.08	4AT			Engine FP	834145	Outer Joint	44T	28	23	56	89.1	59.5	M			
	1994.07- 1997.08	5MT			Engine FP	834145	Outer Joint	44T	28	23	56	89.1	59.5	M			
	1994.07- 1997.08	MT/AT			Engine FP	834145	Outer Joint	44T	28	23	56	89.1	59.5	M			
	1994.07- 1997.08	4AT			Engine FP	834014	Outer Joint		28	23	56	89.1	59.5	M			
	1994.07- 1997.08	5MT			Engine FP	834014	Outer Joint		28	23	56	89.1	59.5	M			
CAPELLA 626 TELSTER (CG2SP)																	
2.0	1994.07- 1997.08	4AT			Engine FS	834014	Outer Joint		28	23	56	89.1	59.5	M			
	1994.07- 1997.08	5MT			Engine FS	834014	Outer Joint		28	23	56	89.1	59.5	M			
	1994.07- 1997.08	MT/AT			Engine FS	834014	Outer Joint		28	23	56	89.1	59.5	M			
	1994.07- 1997.08	4AT			Engine FS	834145	Outer Joint	44T	28	23	56	89.1	59.5	M			
	1994.07- 1997.08	5MT			Engine FS	834145	Outer Joint	44T	28	23	56	89.1	59.5	M			
	1994.07- 1997.08	MT/AT			Engine FS	834145	Outer Joint	44T	28	23	56	89.1	59.5	M			
	1994.08- 1997.08	5MT			Engine FS-DE	834145	Outer Joint	44T	28	23	56	89.1	59.5	M			
CAPELLA 626 TELSTER (GD8R)																	
1.8 4WD	1989.04- 1991.10	4AT			Engine F8	834016	Outer Joint		26	21	56	93.5	55	M			
	1989.04- 1991.10	5MT			Engine F8	834016	Outer Joint		26	21	56	93.5	55	M			
	1989.04- 1991.10	5MT			Engine F8	834051	Outer Joint		26	21	56	94	56	M			
CAPELLA 626 TELSTER (GDEA B)																	
2.0 4WS	1987.05- 1991.10	4AT			Engine FE	834011	Outer Joint		26	25	56	95	61	M			
	1987.05- 1991.10	5MT			Engine FE	834011	Outer Joint		26	25	56	95	61	M			
CAPELLA 626 TELSTER (GDEPS)																	
2.0	1987.01- 1991.01	MT&AT			Engine FE	834011	Outer Joint		26	25	56	95	61	M			
	1987.05- 1991.10	4AT			Engine FE	834011	Outer Joint		26	25	56	95	61	M			
	1987.05- 1991.10	5MT			Engine FE	834011	Outer Joint		26	25	56	95	61	M			
	1989.04- 1991.10	4AT			Engine FE	834016	Outer Joint		26	21	56	93.5	55	M			
CAPELLA 626 TELSTER (GDER)																	
2.0 4WD	1989.04- 1991.10	4AT			Engine FE	834016	Outer Joint		26	21	56	93.5	55	M			
	1989.04- 1991.10	5MT			Engine FE	834016	Outer Joint		26	21	56	93.5	55	M			
CAPELLA 626 TELSTER (GDFF)																	
2.0	1987.07- 1991.10	5MT			Engine RF	834011	Outer Joint		26	25	56	95	61	M			
CAPELLA 626 TELSTER (GE8P)																	
1.8	1991.10-	MT&AT			Engine K8	834014	Outer Joint		28	23	56	89.1	59.5	M			
CAPELLA 626 TELSTER (GEEP)																	
2.0	1991.10-	MT&AT			Engine KF	834014	Outer Joint		28	23	56	89.1	59.5	M			
CAPELLA 626 TELSTER (GEFP)																	
2.0	1992.04- 1994.07	5MT			Engine RF	834014	Outer Joint		28	23	56	89.1	59.5	M			
	1992.04- 1995.10	4AT			Engine RF	834014	Outer Joint		28	23	56	89.1	59.5	M			
	1992.04- 1994.07	5MT			Engine RF	834145	Outer Joint	44T	28	23	56	89.1	59.5	M			
	1992.04- 1995.10	4AT			Engine RF	834145	Outer Joint	44T	28	23	56	89.1	59.5	M			
CAPELLA 626 TELSTER (GF)																	
1.8	1998.01-	MT/AT			Engine GE9E	834044	Outer Joint		28	30	56	89.1	59.5	M			
CAPELLA 626 TELSTER (GF8P)																	
1.8	1997.08- 1999.08	4AT			Engine FP	834121	Outer Joint	44T	28	23	56	89.1	59.5	M			
	1997.08- 2002.05	4AT			Engine FP-DE	834121	Outer Joint	44T	28	23	56	89.1	59.5	M			
CAPELLA 626 TELSTER (GFEP)																	
2.0	1997.08- 1999.08	4AT			Engine FS	834145	Outer Joint	44T	28	23	56	89.1	59.5	M			
	1997.08- 1999.09	4AT			Engine FS-ZE	834145	Outer Joint	44T	28	23	56	89.1	59.5	M			
	1999.09- 2002.05	4AT			Engine FS-ZE	834121	Outer Joint	44T	28	23	56	89.1	59.5	M			
CAPELLA 626 TELSTER (GFER)																	
2.0 4WD	1997.08- 1999.08	MT/AT			Engine FS	834120	Outer Joint	44T	28	22	56	89.1	59.5	M			
	1997.08- 1999.09	5MT			Engine FS-DE	834120	Outer Joint	44T	28	22	56	89.1	59.5	M			
	1997.08- 2002.05	4AT			Engine FS-DE	834120	Outer Joint	44T	28	22	56	89.1	59.5	M			
CAPELLA TELSTER CARGO / WAGO (GFFP)																	
2.0	1998.07- 1999.09	4AT			Engine RF	834145	Outer Joint	44T	28	23	56	89.1	59.5	M			
CAPELLA TELSTER CARGO / WAGO (GV8W)																	
1.8	1988.01-	4AT			Engine F8	834011	Outer Joint		26	25	56	95	61	M			
	1988.01-	5MT			Engine F8	834011	Outer Joint		26	25	56	95	61	M			





	 YEAR	TRANSM	L/R	F/R	REMARKS	GSP Ref.	 PRODUCT	 ABS	Technical Specifications					
									A	B	C	H	L	P
MAZDA														
CAPELLA TELSTER CARGO / WAGO (GVER)														
2.0 4WD	1990.08- 1994.10	4AT			Engine FE	834016	Outer Joint		26	21	56	93.5	55	M
	1990.08- 1994.10	5MT			Engine FE	834051	Outer Joint		26	21	56	94	56	M
CAPELLA TELSTER CARGO / WAGO (GVFR)														
2.0 4WD	1992.08- 1994.10	4AT			Engine RF DSC	834016	Outer Joint		26	21	56	93.5	55	M
CAPELLA TELSTER CARGO / WAGO (GVFW)														
2.0	1989.05- 1994.10	4AT			Engine RF	834011	Outer Joint		26	25	56	95	61	M
	1989.05- 1994.10	5MT			Engine RF	834011	Outer Joint		26	25	56	95	61	M
CAPELLA TELSTER CARGO / WAGO (GW5R)														
2.5 4WD	1997.11- 2002.05	MT/AT			Engine KL-ZE	834120	Outer Joint	44T	28	22	56	89.1	59.5	M
CAPELLA TELSTER CARGO / WAGO (GW8W)														
1.8	1997.10- 2002.05	4AT			Engine FP-DE	834121	Outer Joint	44T	28	23	56	89.1	59.5	M
CAPELLA TELSTER CARGO / WAGO (GWER)														
2.0 4WD	1997.10- 1999.08	MT/AT			Engine FS-DE	834120	Outer Joint	44T	28	22	56	89.1	59.5	M
CAPELLA TELSTER CARGO / WAGO (GWEW)														
2.0	1997.10- 1999.08	4AT			Engine FS-DE	834145	Outer Joint	44T	28	23	56	89.1	59.5	M
CAPRLLA 626 TELSTER (GE5P)														
2.5	1992.04- 1996.01	4AT			Engine KL	834012	Outer Joint		28	26	56	94	63	M
CAPRLLA 626 TELSTER (GE5PF)														
2.5	1992.04- 1996.01	4AT			Engine KL	834012	Outer Joint		28	26	56	94	63	M
CLEF (GE5PA)														
2.5	1992.04-	4AT			Engine KL	834012	Outer Joint		28	26	56	94	63	M
CLEF (GEEPA)														
2.0	1992.04-	4AT			Engine KF	834014	Outer Joint		28	23	56	89.1	59.5	M
CRONOS (GE5P)														
2.5	1992.04- 1996.04	4AT			Engine KL	834012	Outer Joint		28	26	56	94	63	M
CRONOS (GE8P)														
1.8	1991.09- 1994.07	4AT			Engine K8	834014	Outer Joint		28	23	56	89.1	59.5	M
	1991.09- 1994.07	5MT			Engine K8	834014	Outer Joint		28	23	56	89.1	59.5	M
	1991.09- 1994.07	4AT			Engine K8	834145	Outer Joint	44T	28	23	56	89.1	59.5	M
	1991.09- 1994.07	5MT			Engine K8	834145	Outer Joint	44T	28	23	56	89.1	59.5	M
CRONOS (GEEP)														
2.0	1991.09- 1996.04	4AT			Engine KF	834014	Outer Joint		28	23	56	89.1	59.5	M
	1991.09- 1996.04	5MT			Engine KF	834014	Outer Joint		28	23	56	89.1	59.5	M
	1991.09- 1996.04	4AT			Engine KF	834145	Outer Joint	44T	28	23	56	89.1	59.5	M
	1991.09- 1996.04	5MT			Engine KF	834145	Outer Joint	44T	28	23	56	89.1	59.5	M
CRONOS (GEFP)														
2.0	1992.04- 1996.04	4AT			Engine RF	834014	Outer Joint		28	23	56	89.1	59.5	M
	1992.04- 1996.04	5MT			Engine RF	834014	Outer Joint		28	23	56	89.1	59.5	M
	1992.04- 1996.04	4AT			Engine RF	834145	Outer Joint	44T	28	23	56	89.1	59.5	M
	1992.04- 1996.04	5MT			Engine RF	834145	Outer Joint	44T	28	23	56	89.1	59.5	M
CRONOS (GESR)														
2.0 4WD	1991.11- 1996.04	5MT			Engine FS	834016	Outer Joint		26	21	56	93.5	55	M
DEMIO (DW)														
1.3 i 16V (53 kW)	1998.08- 2000.04	MT		F	Estate Engine B3	818036	Outer Joint		24	19	52	86	50	M
1.5 16V (55 kW)	2000.04- 2003.07	MT		F	Estate Engine B5E	818036	Outer Joint		24	19	52	86	50	M
EUNOS 100 (BG8PE)														
1.8	1989.10- 1994.06	4AT			Engine BP	834009	Outer Joint		26	30	56	93	55	M
	1989.10- 1994.06	5MT			Engine BP	834009	Outer Joint		26	30	56	93	55	M
EUNOS 300 (MAEPE)														
2.0	1989.11- 1992.01	MT/AT			Engine FE	834011	Outer Joint		26	25	56	95	61	M
EUNOS 30X														
-	1992.10- 1996	MT		L		227049	Drive Shaft		26	28	56	92	615.5	
EUNOS 500 (CA8P)														
1.8	1991.12- 1994.02	5MT			Engine K8	834014	Outer Joint		28	23	56	89.1	59.5	M
	1991.12- 1994.03	4AT			Engine K8	834014	Outer Joint		28	23	56	89.1	59.5	M
	1991.12- 1994.02	5MT			Engine K8	834145	Outer Joint	44T	28	23	56	89.1	59.5	M
	1991.12- 1994.03	4AT			Engine K8	834145	Outer Joint	44T	28	23	56	89.1	59.5	M
EUNOS 500 (CAEP)														
2.0	1991.12- 1994.03	4AT			Engine KF	834014	Outer Joint		28	23	56	89.1	59.5	M
	1991.12- 1995.12	5MT			Engine KF	834014	Outer Joint		28	23	56	89.1	59.5	M
	1991.12- 1994.03	4AT			Engine KF	834145	Outer Joint	44T	28	23	56	89.1	59.5	M





	 YEAR	TRANSM	L/R	F/R	REMARKS	GSP Ref.	 PRODUCT	 ABS	Technical Specifications								
									A	B	C	H	L	P			
MAZDA EUNOS 500 (CAEP)																	
2.0 EUNOS 500 (CAPP)	1991.12- 1995.12	5MT			Engine KF	834145	Outer Joint	44T	28	23	56	89.1	59.5	M			
1.8	1994.02- 1995.12	4AT			Engine FP	834014	Outer Joint		28	23	56	89.1	59.5	M			
	1994.02- 1995.12	5MT			Engine FP	834014	Outer Joint		28	23	56	89.1	59.5	M			
	1994.02- 1995.12	4AT			Engine FP	834145	Outer Joint	44T	28	23	56	89.1	59.5	M			
	1994.02- 1995.12	5MT			Engine FP	834145	Outer Joint	44T	28	23	56	89.1	59.5	M			
EUNOS 800 (MILLERCYCLE)																	
-						834057	Outer Joint		31	26	62	95	65	I			
EUNOS 800 (TA5)																	
2.5	1993.09- 2000.07	4AT			Engine KL	834012	Outer Joint		28	26	56	94	63	M			
EUNOS PRESSO (EC8S)																	
1.8	1991.04- 1998.01	4AT			Engine K8	834009	Outer Joint		26	30	56	93	55	M			
	1991.04- 1998.01	5MT			Engine K8	834009	Outer Joint		26	30	56	93	55	M			
FAMILIA 323																	
1.3	1989- 1990	AT				634017	Inner Joint		24	21	35	64	97.5				
1.5	1989- 1990	AT				634017	Inner Joint		24	21	35	64	97.5				
	1989- 1990	MT/AT				634028	Inner Joint		24	22	35	64	94				
1.6	1989- 1990	AT				634017	Inner Joint		24	21	35	64	97.5				
	1989- 1990	MT/AT				634028	Inner Joint		24	22	35	64	94				
1.7	1989- 1990	AT				634017	Inner Joint		24	21	35	64	97.5				
FAMILIA 323 LASER (BF3TP)																	
1.3	1984.01- 1989.01	MT			Engine B3	834018	Outer Joint		24	21	52	86	50	M			
FAMILIA 323 LASER (BG3PS)																	
1.3	1989.02- 1996.01	MT/AT			Engine B3	834051	Outer Joint		26	21	56	94	56	M			
FAMILIA 323 LASER (BG5SP)																	
1.5	1989.02- 1994.04	MT/AT			Engine B5	834051	Outer Joint		26	21	56	94	56	M			
FAMILIA 323 LASER (BG7P)																	
1.7	1989.01- 1994.06	MT/AT			Engine PN	834051	Outer Joint		26	21	56	94	56	M			
FAMILIA 323 LASER (BG8PSP)																	
1.8	1990.11- 1994.04	4AT			Engine BP	834009	Outer Joint		26	30	56	93	55	M			
FAMILIA 323 LASER (BG8SP)																	
1.8	1990.03- 1994.04	5MT			Engine BP	834009	Outer Joint		26	30	56	93	55	M			
FAMILIA 323 LASER (BHA6R)																	
1.6 4WD	1994.09- 1998.06	5MT			Engine B6	834016	Outer Joint		26	21	56	93.5	55	M			
	1994.10-	MT/AT			Engine B6	834016	Outer Joint		26	21	56	93.5	55	M			
FAMILIA 323 LASER (BHA7P)																	
1.7	1994.09- 1998.06	5MT			Engine 4EE1 TBO	834009	Outer Joint		26	30	56	93	55	M			
	1994.10-	4AT			Engine 4EE1 TBO	834009	Outer Joint		26	30	56	93	55	M			
	1994.10-	MT/AT			Engine 4EE1 TBO	834009	Outer Joint		26	30	56	93	55	M			
FAMILIA 323 LASER (BHA7R)																	
1.7 4WD	1994.09- 1998.06	5MT			Engine 4EE1 TBO	834016	Outer Joint		26	21	56	93.5	55	M			
FAMILIA 323 LASER (BHA8PS)																	
1.8	1994.05-	5MT			Engine BP	834009	Outer Joint		26	30	56	93	55	M			
	1994.06- 1998.06	MT/AT			Engine BP	834009	Outer Joint		26	30	56	93	55	M			
FAMILIA 323 LASER (BJ3P)																	
1.3	1998.06-	4AT			Engine B3-ME	834020	Outer Joint		26	28	56	93.1	53	M			
	1998.06-	5MT			Engine B3-ME	834020	Outer Joint		26	28	56	93.1	53	M			
FAMILIA 323 LASER (BJ5P)																	
1.5	1998.06-	4AT			Engine ZL-DE/ZL-VE	834020	Outer Joint		26	28	56	93.1	53	M			
	1998.06-	5MT			Engine ZL-DE/ZL-VE	834020	Outer Joint		26	28	56	93.1	53	M			
FAMILIA 323 LASER (BJEP)																	
2.0	1998.06-	4AT			Engine RF	834123	Outer Joint	44T	26	29	56	92	56	I			
FAMILIA 323 LASER (BJFW)																	
2.0 4WD	1999.08- 2002.08	MT/AT			Engine FS-ZE	834020	Outer Joint		26	28	56	93.1	53	M			
FAMILIA VAN / WAGON LASER VAN (1BF3V)																	
1.3	1985.11- 1994.08	MT			Engine E3	834018	Outer Joint		24	21	52	86	50	M			
FAMILIA VAN / WAGON LASER VAN (2BW3W)																	
1.3	1989.10- 1994.08	5MT			Engine E3	834018	Outer Joint		24	21	52	86	50	M			
FAMILIA VAN / WAGON LASER VAN (3BVSY10)																	
1.7	1994.08- 1999.06	4AT			Engine CD17	834024	Outer Joint		25	22	55	107	57	M			
	1994.08- 1999.06	5MT			Engine CD17	834024	Outer Joint		25	22	55	107	57	M			





	 YEAR	TRANSM	L/R	F/R	REMARKS	GSP Ref.	 PRODUCT	 ABS	Technical Specifications									
									A	B	C	H	L	P				
MAZDA																		
FAMILIA VAN / WAGON LASER VAN (3BVY10)																		
1.3	1994.08- 1999.06	4AT			Engine GA13DS E	834024	Outer Joint		25	22	55	107	57	M				
	1994.08- 1999.06	5MT			Engine GA13DS E	834024	Outer Joint		25	22	55	107	57	M				
FAMILIA VAN / WAGON LASER VAN (BVFY10)																		
1.5	1994.08- 1999.06	4AT			Engine GA15DS E	834024	Outer Joint		25	22	55	107	57	M				
FAMILIA VAN / WAGON LASER VAN (BWE / BVE Y10)																		
2.0	1994.08- 1999.06	4AT			Engine CD20	834024	Outer Joint		25	22	55	107	57	M				
FAMILIA VAN / WAGON LASER VAN (BWFY10)																		
1.5	1994.08- 1995.06	4AT			Engine GA15DS E	834024	Outer Joint		25	22	55	107	57	M				
	1994.08- 1999.06	5MT			Engine GA15DS E	834024	Outer Joint		25	22	55	107	57	M				
FESTIVA (D23PF)																		
1.3	1992.11- 1997.10	4AT			Engine B3	834018	Outer Joint		24	21	52	86	50	M				
	1992.11- 1997.10	5MT			Engine B3	834018	Outer Joint		24	21	52	86	50	M				
FESTIVA (D25PF)																		
1.3	1992.11- 1997.10	4AT			Engine B3	834018	Outer Joint		24	21	52	86	50	M				
1.5	1992.11- 1994.09	MT/AT			Engine B5	834018	Outer Joint		24	21	52	86	50	M				
	1992.11- 1997.10	4AT			Engine B5	834018	Outer Joint		24	21	52	86	50	M				
	1994.09- 1997.10	5MT			Engine B5	834018	Outer Joint		24	21	52	86	50	M				
FESTIVA (DA3PF)																		
1.3	1986.11- 1993.01	4MT			Engine B3	834018	Outer Joint		24	21	52	86	50	M				
FESTIVA (DAJPF)																		
1.3	1986.10- 1993.01	5MT			Engine BJ	834018	Outer Joint		24	21	52	86	50	M				
GLC																		
-	1981- 1986					618006	Inner Joint		24	22	35	64	98.5					
IXION (CP8WF)																		
1.8	1999.04- 2004.12	4AT/C			Engine FP-DE	834123	Outer Joint	44T	26	29	56	92	56	I				
1.8 4WD	1999.04- 2004.12	4AT/C			Engine FP-DE	834124	Outer Joint	44T	26	28	56	93.1	53	M				
LANTIS																		
-	1999-				ON (Small Hole)	834075	Outer Joint	44T	26	24	56	92	60	M				
	1999-				ON (Small Hole)	834059	Outer Joint	44T	26	28	56	93.5	53	I				
2.0	1993-	MT/AT			KF	827022	Outer Joint		26	24	56	92	60	M				
LANTIS (CBA)																		
1.8 i 16V (CBA8P)	1993.08-	MT				834025	Outer Joint		26	30	56	92.5	57.5	I				
LANTIS (CBA8P)																		
1.8	1993.08- 1997.06	4AT			Engine BP	834009	Outer Joint		26	30	56	93	55	M				
	1993.08- 1997.06	5MT			Engine BP	834009	Outer Joint		26	30	56	93	55	M				
	1993.08- 1997.06	MT/AT			Engine BP	834009	Outer Joint		26	30	56	93	55	M				
LASER (FORD)FIESTA																		
1.8	1990-	MT			BG8PE BP	608013	Inner Joint		26	30	43	41	72					
	1990-	MT			BG8PE BP	634007	Inner Joint		26	30	35	66.7	99.5					
LASER LIDEAWAGON (BJ3PF)																		
1.3	1998.12- 2000.12	4AT			Engine B3	834020	Outer Joint		26	28	56	93.1	53	M				
	1998.12- 2000.12	5MT			Engine B3	834020	Outer Joint		26	28	56	93.1	53	M				
LASER LIDEAWAGON (BJ5WF / PF)																		
1.5	1998.12- 2000.12	4AT			Engine ZL S-VT/ZL	834020	Outer Joint		26	28	56	93.1	53	M				
	1998.12- 2000.12	5MT			Engine ZL S-VT/ZL	834020	Outer Joint		26	28	56	93.1	53	M				
LASER LIDEAWAGON (BJEPP)																		
2.0	1998.12- 2000.12	4AT			Engine RF	834123	Outer Joint	44T	26	29	56	92	56	I				
MAZDA 3 (BK3P)																		
2.3	2006.05- 2009.04	5AT			Engine L3-VE	834174	Outer Joint		28	23	58.6	90	59	M				
	2006.05- 2009.04	5AT			Engine L3-VE	834174	Outer Joint		28	23	58.6	90	59	M				
MAZDA 3 (BK5P)																		
1.5	2006.05- 2009.04	4AT			Engine ZY-VE	834174	Outer Joint		28	23	58.6	90	59	M				
	2006.05- 2009.04	5MT			Engine ZY-VE	834174	Outer Joint		28	23	58.6	90	59	M				
MAZDA 3 (BKEP)																		
2.0	2006.05- 2009.04	5AT			Engine LF-VE	834174	Outer Joint		28	23	58.6	90	59	M				
MILLENNIA																		
2.3	1994- 1997					834057	Outer Joint		31	26	62	95	65	I				
	1995- 1999					834085	Outer Joint	44T	31	26	62	95	65	I				
MILLENNIA (TA5P)																		
2.5	2000.07-	4AT			Engine KL-ZE	834012	Outer Joint		28	26	56	94	63	M				





	 YEAR	TRANSM	L/R	F/R	REMARKS	GSP Ref.	 PRODUCT	 ABS	Technical Specifications									
									A	B	C	H	L	P				
MAZDA																		
MILLENNIA (TAFP)																		
2.0	2000.07-	4AT			Engine KF-ZE	834012	Outer Joint		28	26	56	94	63	M				
MPV																		
-						899046	Outer Joint		26	23	56	101	59.5	I				
	1989- 1995		L		Truck 4WD	234069	Drive Shaft		26	26	56	102	481.5					
	1989- 1995		R		Truck	234068	Drive Shaft		26	26	56	101	547					
	1989- 1995			F	Truck	634037	Inner Joint		26	25	35	82.5	100					
	1989- 1998				SUV/Truck/VAN	834037	Outer Joint		26	25	56	102	61	M				
	1996- 1998				Truck/VAN 4WD	634012	Inner Joint		26	25	35	82.5	108.5					
	2000- 2001		R		Truck/VAN 4WD	234055	Drive Shaft	44T	28	28	56	89	582					
	2000- 2001				Truck/VAN 4WD	618015	Inner Joint		28	23	43	42	76.5					
	2002-					834077	Outer Joint	44T	28	35	56	91	65	I				
MPV I (LV)																		
3.0 i V6 (109 kW)	1996.05- 1999.09			R	MPV Engine JE94	818031	Outer Joint		26	25	56	93	61	M				
3.0 i V6 (113 kW)	1995.03- 1999.09			R	MPV Engine JE94	818031	Outer Joint		26	25	56	93	61	M				
MPV II (LW)																		
2.0 (88 kW)	1999.10- 2003.04			F	MPV Engine FS	834117	Outer Joint	44T	28	32	56	89	59	M				
	1999.10- 2003.04			F	MPV Engine FS	834118	Outer Joint	44T	28	33	56.5	89	59	M				
2.0 (90 kW)	1999.09- 2000.08	5MT		F	MPV Engine FS-DS	834117	Outer Joint	44T	28	32	56	89	59	M				
2.0 Di (100 kW)	2002.07- 2006.02			F	MPV Engine RF5C	834117	Outer Joint	44T	28	32	56	89	59	M				
2.3 (104 kW)	2002.07- 2006.02			F	MPV Engine L3	834118	Outer Joint	44T	28	33	56.5	89	59	M				
MS-6 (GE8P)																		
1.8	1991.10- 1994.07	4AT			Engine K8	834014	Outer Joint		28	23	56	89.1	59.5	M				
	1991.10- 1994.07	5MT			Engine K8	834014	Outer Joint		28	23	56	89.1	59.5	M				
	1991.10- 1994.07	4AT			Engine K8	834145	Outer Joint	44T	28	23	56	89.1	59.5	M				
	1991.10- 1994.07	5MT			Engine K8	834145	Outer Joint	44T	28	23	56	89.1	59.5	M				
MS-6 (GEEP)																		
2.0	1991.10- 1994.07	4AT			Engine KF	834014	Outer Joint		28	23	56	89.1	59.5	M				
	1991.10- 1994.07	5MT			Engine KF	834014	Outer Joint		28	23	56	89.1	59.5	M				
	1991.10- 1994.07	4AT			Engine KF	834145	Outer Joint	44T	28	23	56	89.1	59.5	M				
	1991.10- 1994.07	5MT			Engine KF	834145	Outer Joint	44T	28	23	56	89.1	59.5	M				
MS-6 (GEFP)																		
2.0	1993.06- 1994.07	4AT			Engine RF SPC	834014	Outer Joint		28	23	56	89.1	59.5	M				
	1993.06- 1994.07	4AT			Engine RF SPC	834145	Outer Joint	44T	28	23	56	89.1	59.5	M				
MS-8 (MB5A)																		
2.5	1992.01- 1994.05	4AT			Engine KL	834012	Outer Joint		28	26	56	94	63	M				
MS-8 (MBEP)																		
2.0	1992.01- 1994.05	4AT			Engine KF	834014	Outer Joint		28	23	56	89.1	59.5	M				
	1992.01- 1994.05	4AT			Engine KF	834145	Outer Joint	44T	28	23	56	89.1	59.5	M				
MX-3																		
1.6	1992- 1993					618006	Inner Joint		24	22	35	64	98.5					
1.8	1992- 1995	MT	L	F		234046	Drive Shaft	44T	26	28	56	93	622.5					
	1992- 1995	MT				634009	Inner Joint		28	30	35	66.5	99					
MX-3 (EC)																		
1.6 i (65 kW)	1991.07-	MT/AT		F	Coupe Engine B69	834007	Outer Joint		26	22	56	93	56.5	I				
1.6 i (79 kW)	1994.01-			F	Coupe Engine B6D	834055	Outer Joint		26	22	56	94	59	M				
1.8 i V6 (98 kW)	1992.01- 1994.01	MT/AT		F	Coupe Engine K819	834007	Outer Joint		26	22	56	93	56.5	I				
	1992.01- 1994.01	MT/AT		F	Coupe Engine K819	818034	Outer Joint		26	22	56	94	59	I				
MX-3 / PRECIDIA																		
-	1992- 1995	MT	L		6 Cyl	234013	Drive Shaft		26	28	56	93	622.5					
MX-5																		
1.6	1990- 1994					834052	Outer Joint		26	30	56	93.5	60	I				
1.8	1994- 1998					834052	Outer Joint		26	30	56	93.5	60	I				
MX-5 (NA)																		
1.6 (85 kW)	1990.05- 1994.01			R	Convertible Engine B64F	834022	Outer Joint	44T	26	22	56	94	59	I				
MX-6																		
-	1988- 1992				4 Cy	634002	Inner Joint		26	25	42.3	37.8	76.5					
	1988- 1992				4 Cyl	618005	Inner Joint		26	25	35	66.5	103.4					
2.0	1993- 1997	MT				834036	Outer Joint		28	32	56	90	59	I				
	1993- 1997	MT				834063	Outer Joint	44T	28	32	56	90	59	I				
2.5	1993- 1997	MT				834036	Outer Joint		28	32	56	90	59	I				
	1993- 1997	MT				834063	Outer Joint	44T	28	32	56	90	59	I				





	 YEAR	TRANSM	L/R	F/R	REMARKS	GSP Ref.	 PRODUCT	 ABS	Technical Specifications							
									A	B	C	H	L	P		
MAZDA MX-6 (GE)																
-	1991- 1996					634033	Inner Joint		28	23	43	46	77			
2.0 (85 kW)	1992.02- 1997.02	MT/AT		F	Coupe Engine FS	818035	Outer Joint		28	23	56	90	59	I		
	1992.02- 1997.02	MT/AT		F	Coupe Engine FS	834080	Outer Joint	44T	28	23	56	90	59	M		
2.5 24V (121 kW)	1992.02- 1997.02	MT/AT		F	Coupe Engine KL	818028	Outer Joint		28	26	56	89	65	I		
	1992.02- 1997.02			F	Coupe Engine KL	818073	Outer Joint		28	26	56	89	65	M		
	1992.02- 1997.02			F	Coupe Engine KL	834073	Outer Joint	90T	28	26	56	89	65	M		
	1992.02- 1997.02	MT/AT		F	Coupe Engine KL	818029	Outer Joint	44T	28	26	56	89	65	I		
	1992.02- 1997.02	MT/AT		F	Coupe Engine KL	834082	Outer Joint	44T	28	26	56	94	63	M		
	1992.02- 1997.02			F	Coupe Engine KL	899045	Outer Joint		28	23	56	90	59	M		
2.5 i 24V (120 kW)	1994.08- 1997.02	MT/AT		F	Coupe Engine KL	818028	Outer Joint		28	26	56	89	65	I		
	1994.08- 1997.02			F	Coupe Engine KL	818073	Outer Joint		28	26	56	89	65	M		
	1994.08- 1997.02			F	Coupe Engine KL	834073	Outer Joint	90T	28	26	56	89	65	M		
	1994.08- 1997.02	MT/AT		F	Coupe Engine KL	818029	Outer Joint	44T	28	26	56	89	65	I		
	1994.08- 1997.02	MT/AT		F	Coupe Engine KL	834082	Outer Joint	44T	28	26	56	94	63	M		
MX-6 (GE5SB)																
2.5	1991.11- 1996.01	4AT			Engine KL	834012	Outer Joint		28	26	56	94	63	M		
MX-6 (GEESB)																
2.0	1991.11- 1996.01	4AT			Engine KF	834014	Outer Joint		28	23	56	89.1	59.5	M		
	1991.11- 1996.01	5MT			Engine KF	834014	Outer Joint		28	23	56	89.1	59.5	M		
	1991.11- 1996.01	4AT			Engine KF	834145	Outer Joint	44T	28	23	56	89.1	59.5	M		
	1991.11- 1996.01	5MT			Engine KF	834145	Outer Joint	44T	28	23	56	89.1	59.5	M		
MX-6 MYSTERE																
-	1994- 1997	AT			6 Cyl (Incl. 4WD Model)	618015	Inner Joint		28	23	43	42	76.5			
	1994- 1997	MT			4 Cyl (Incl. 4WD Model)	618015	Inner Joint		28	23	43	42	76.5			
PICK UP																
-	1987- 1993			R	Truck	234012	Drive Shaft		26	26	65	143.5	606			
	1987- 1994			L	Truck	234067	Drive Shaft		26	26	65	143.5	541			
	1987- 1993				Truck/VAN 4WD	634012	Inner Joint		26	25	35	82.5	108.5			
	1987- 1994				Truck	634018	Inner Joint		26	25	40	39	68			
B2500	2000-			F	4 Cyl	818055	Outer Joint		27	34	59.7	112	80	I		
B3000	2000- 2002			F	6 Cyl	818055	Outer Joint		27	34	59.7	112	80	I		
B4000	2000- 2002			F	6 Cyl	818055	Outer Joint		27	34	59.7	112	80	I		
PRECIDIA																
-	1992- 1995	MT			6 Cyl	634009	Inner Joint		28	30	35	66.5	99			
PREMACY (CP)																
1.9 (74 kW)	1999.07- 2005.03			F	MPV Engine FP	834060	Outer Joint	44T	26	29	56	93.5	59	I		
	1999.07- 2005.03	MT/AT		F	MPV Engine FP	834008	Outer Joint		26	29	56	93.5	59	I		
1.9 (84 kW)	1999.07- 2005.03	MT/AT		F	MPV Engine FP	834008	Outer Joint		26	29	56	93.5	59	I		
2.0 TD (66 kW)	1999.10-	MT/AT		F	MPV Engine RF3F	834008	Outer Joint		26	29	56	93.5	59	I		
2.0 TD (74 kW)	2000.07- 2005.03	MT/AT		F	MPV Engine RF4F	834008	Outer Joint		26	29	56	93.5	59	I		
PREMACY (CP8W)																
1.8	1999.04- 2004.12	4AT/C			Engine FP-DE	834123	Outer Joint	44T	26	29	56	92	56	I		
1.8 4WD	1999.04- 2004.12	4AT/C			Engine FP-DE	834124	Outer Joint	44T	26	28	56	93.1	53	M		
PREMACY (CPEW)																
2.0	2001.06- 2004.12	4AT/C			Engine FS-DE	834123	Outer Joint	44T	26	29	56	92	56	I		
PRIDE																
-	1994.01- 1995.12					827023	Outer Joint		24	19	52	86	51	O		
PROBE																
-	1988-					834054	Outer Joint		26	30	56	93	55	M		
	1988- 1992				4 Cyl W/O Turbo	634036	Inner Joint		26	25	43	37.8	75.5			
	1988- 1992					634002	Inner Joint		26	25	42.3	37.8	76.5			
	1988- 1992					618005	Inner Joint		26	25	35	66.5	103.4			
PROBE (PT22L)																
2.2	1989.11- 1992.09	AT			Engine F2	834012	Outer Joint		28	26	56	94	63	M		
PROTEGE																
-	1990- 1994					618009	Inner Joint		24	23	35	64	98.5			
	1990- 1994				Sohc	815002	Outer Joint		26	23	56	93	56.5	M		
1.5	1995- 1998				4 Cyl	618006	Inner Joint		24	22	35	64	98.5			
1.8	1990- 1994		L			218087	Drive Shaft		26	24	56	93	626.5			
	1990- 1994					834050	Outer Joint		26	23	56	93.5	56.5	M		
	1990- 1994					618039	Inner Joint		24	28	35	64.1	91.5			
	1995- 1998	MT	L	F		234046	Drive Shaft	44T	26	28	56	93	622.5			





	 YEAR	TRANSM	L/R	F/R	REMARKS	GSP Ref.	 PRODUCT	 ABS	Technical Specifications									
									A	B	C	H	L	P				
MAZDA																		
PROTEGE																		
1.8	1995- 1998	MT				634009	Inner Joint		28	30	35	66.5	99					
PROTEGE (USA)																		
1.8 DOHC	1990.01- 1992.12	MT				834025	Outer Joint		26	30	56	92.5	57.5	I				
REVUE (DB3PA)																		
1.3	1990.08- 1995.10	4AT			Engine B3	834018	Outer Joint		24	21	52	86	50	M				
	1990.08- 1996.10	5MT			Engine B3	834018	Outer Joint		24	21	52	86	50	M				
REVUE (DB5PA)																		
1.5	1990.01- 1995.10	MT/AT			Engine B5	834018	Outer Joint		24	21	52	86	50	M				
TRIBUTE																		
-	2001- 2004				Truck/VAN	834039	Outer Joint		28	24	56	94	62	M				
	2001- 2004				Truck/VAN	834064	Outer Joint	44T	28	24	56	94	62	M				
TRIBUTE (EP)																		
2.0 (91 kW)	2000.03- 2008.05	MT/AT		F	Closed Engine YF	834090	Outer Joint	44T	28	24	56	89.1	59.5	M				
2.0 4WD (91 kW)	2000.03- 2008.05	MT/AT		F	All-wheel Drive Closed Engine YF	834090	Outer Joint	44T	28	24	56	89.1	59.5	M				
2.3 AWD (110 kW)	2004.04- 2008.05	MT/AT		F	All-wheel Drive Closed Engine L3-VE	834090	Outer Joint	44T	28	24	56	89.1	59.5	M				
3.0 V6 24V 4WD (145 kW)	2000.03- 2008.05	MT/AT		F	All-wheel Drive Closed Engine AJ	834090	Outer Joint	44T	28	24	56	89.1	59.5	M				
3.0 V6 AWD (149 kW)	2004.04- 2008.05	MT/AT		F	All-wheel Drive Closed Engine AJ	834090	Outer Joint	44T	28	24	56	89.1	59.5	M				
XEDOS 6																		
1.6 16V	1993- 1997	MT/AT				899233	Outer Joint	44T	28	22	56	90	59	I				
2.0 24V V6	1992- 1998	MT/AT				899233	Outer Joint	44T	28	22	56	90	59	I				
XEDOS 6 (CA)																		
1.6 16V (79 kW)	1994.06- 1999.10			F	Saloon Engine B6(DOHC)	834013	Outer Joint	44T	28	23	56	90	59	M				
	1994.06- 1999.10	MT		F	Saloon Engine B6(DOHC)	834100	Outer Joint		28	22	56	89.1	59.5	M				
1.6 16V (83 kW)	1992.08- 1994.05			F	Saloon Engine B69	834013	Outer Joint	44T	28	23	56	90	59	M				
	1992.08- 1994.05	MT		F	Saloon Engine B69	834100	Outer Joint		28	22	56	89.1	59.5	M				
2.0 V6 (103 kW)	1994.06- 1999.10	AT		F	Saloon Engine KF1	899045	Outer Joint		28	23	56	90	59	M				
	1994.06- 1999.10	MT		F	Saloon Engine KF1	834080	Outer Joint	44T	28	23	56	90	59	M				
2.0 V6 (106 kW)	1992.01- 1994.05	AT		F	Saloon Engine KF1	899045	Outer Joint		28	23	56	90	59	M				
	1992.01- 1994.05	MT		F	Saloon Engine KF1	834080	Outer Joint	44T	28	23	56	90	59	M				
XEDOS 9 (TA)																		
2.0 24V (105 kW)	1993.08- 2000.01	MT		F	Saloon Engine KF	818029	Outer Joint	44T	28	26	56	89	65	I				
MERCEDES BENZ																		
100 (631)																		
2.4 D (41 kW)	1990.12- 1994.12	MT	L/R	F	Bus Engine OM616	235010	Drive Shaft		30	30	72	142	729					
2.4 D (53 kW)	1988.02- 1992.05	MT	L/R	F	Box Engine OM616.963	235010	Drive Shaft		30	30	72	142	729					
	1988.02- 1992.05	MT	L/R	F	Box Engine OM616.963	235010	Drive Shaft		30	30	72	142	729					
2.4 D (55 kW)	1990.12- 1996.02	MT	L/R	F	Box Engine OM616.963	235010	Drive Shaft		30	30	72	142	729					
	1990.12- 1996.02	MT	L/R	F	Bus Engine OM616/OM616.963	235010	Drive Shaft		30	30	72	142	729					
190 (W201)																		
2.0 (66 kW)	1982.10- 1984.10	MT/AT	L/R	R	Saloon Engine M102.921	235006	Drive Shaft		25		62	69	627					
	1982.10- 1984.10	MT/AT		R	Saloon Engine M102.921	635003	Inner Joint		25	25	62	69	56					
	1982.10- 1984.10	MT/AT		R	Saloon Engine M102.921	635006	Inner Joint			25		26						
2.0 D (53 kW)	1983.08- 1989.08	MT/AT	L/R	R	Saloon Engine OM601.911	235006	Drive Shaft		25		62	69	627					
	1983.08- 1989.08	MT/AT		R	Saloon Engine OM601.911	635006	Inner Joint			25		26						
2.0 D (55 kW)	1989.08- 1993.08	MT/AT	L/R	R	Saloon Engine OM601.911	235006	Drive Shaft		25		62	69	627					
	1989.08- 1993.08	MT/AT		R	Saloon Engine OM601.911	635006	Inner Joint			25		26						
2.5 D (66 kW)	1985.04- 1993.08	MT/AT	L/R	R	Saloon Engine OM602.911	235006	Drive Shaft		25		62	69	627					
	1985.04- 1993.08	MT/AT		R	Saloon Engine OM602.911	635006	Inner Joint			25		26						
2.5 D (69 kW)	1989.08- 1993.08	MT/AT	L/R	R	Saloon Engine OM602.911	235006	Drive Shaft		25		62	69	627					
	1989.08- 1993.08	MT/AT		R	Saloon Engine OM602.911	635006	Inner Joint			25		26						
E 1.8 (80 kW)	1990.04- 1993.08	MT/AT	L/R	R	Saloon Engine M102.910	235006	Drive Shaft		25		62	69	627					
	1990.04- 1993.08	MT/AT		R	Saloon Engine M102.910	635006	Inner Joint			25		26						
E 2.0 (83 kW)	1985.02- 1986.12	MT/AT	L/R	R	Saloon Engine M102.961/102.962	235006	Drive Shaft		25		62	69	627					
	1985.02- 1986.12	MT/AT		R	Saloon Engine M102.961/102.962	635006	Inner Joint			25		26						
E 2.0 (85 kW)	1985.02- 1986.12	MT/AT	L/R	R	Saloon Engine M102.962	235006	Drive Shaft		25		62	69	627					
	1985.02- 1986.12	MT/AT		R	Saloon Engine M102.962	635006	Inner Joint			25		26						
E 2.0 (87 kW)	1985.01- 1993.08	MT/AT	L/R	R	Saloon Engine M102.962	235006	Drive Shaft		25		62	69	627					
	1985.01- 1993.08	MT/AT		R	Saloon Engine M102.962	635006	Inner Joint			25		26						
E 2.0 (90 kW)	1982.10- 1993.06	MT/AT	L/R	R	Saloon Engine M102.961/102.962	235006	Drive Shaft		25		62	69	627					
	1982.10- 1993.06	MT/AT		R	Saloon Engine M102.961/102.962	635006	Inner Joint			25		26						





	 YEAR	TRANSM	L/R	F/R	REMARKS	GSP Ref.	 PRODUCT	 ABS	Technical Specifications						
									A	B	C	H	L	P	
MERCEDES BENZ															
190 (W201)															
E 2.3 (100 kW)	1986.10- 1993.08	MT/AT	L/R	R	Saloon Engine M102.985	235006	Drive Shaft		25		62	69	627		
	1986.10- 1993.08	MT/AT		R	Saloon Engine M102.985	635006	Inner Joint			25		26			
E 2.3 (97 kW)	1986.09- 1991.08	MT/AT	L/R	R	Saloon Engine M102.985	235006	Drive Shaft		25		62	69	627		
	1986.09- 1991.08	MT/AT		R	Saloon Engine M102.985	635006	Inner Joint			25		26			
A-CLASS (W168)															
A 140 (60 kW)	1997.07- 2004.08	MT		F	Hatchback Engine M166.940	835022	Outer Joint	48W	24	27	57	67.5	56	I	
	1997.07- 2004.08	AT		F	Hatchback Engine M166.940	835004	Outer Joint	48W	24	27	57	67.5	56	I	
	1997.07- 2004.08	6MT	L	F	Hatchback Engine M166.940	235037	Drive Shaft	48W	24	22	57	67.5	572		
	1997.07- 2004.08	5MT	R	F	Hatchback Engine M166.940	235038	Drive Shaft	48W	24	22	57	67.5	954		
	1997.07- 2004.08	5MT		F	Hatchback Engine M166.940	835010	Outer Joint		24	27	57	67.5	50	I	
	2001.01- 2004.08	MT		F	Hatchback Engine M166.960	835022	Outer Joint	48W	24	27	57	67.5	56	I	
	2001.01- 2004.08	AT		F	Hatchback Engine M166.960	835004	Outer Joint	48W	24	27	57	67.5	56	I	
A 160 (75 kW)	1997.07- 2004.08	MT		F	Hatchback Engine M166.960	835022	Outer Joint	48W	24	27	57	67.5	56	I	
	1997.07- 2004.08	AT		F	Hatchback Engine M166.960	835004	Outer Joint	48W	24	27	57	67.5	56	I	
	1997.07- 2004.08		L	F	Hatchback Engine M166.960	235037	Drive Shaft	48W	24	22	57	67.5	572		
	1997.07- 2004.08		R	F	Hatchback Engine M166.960	235038	Drive Shaft	48W	24	22	57	67.5	954		
	1997.07- 2004.08			F	Hatchback Engine M166.960	835010	Outer Joint		24	27	57	67.5	50	I	
A 160 CDi (44 kW)	1998.07- 2001.02	MT		F	Hatchback Engine OM668.941	835022	Outer Joint	48W	24	27	57	67.5	56	I	
	1998.07- 2001.02	AT		F	Hatchback Engine OM668.941	835004	Outer Joint	48W	24	27	57	67.5	56	I	
	1998.07- 2001.02		L	F	Hatchback Engine OM668.941	235037	Drive Shaft	48W	24	22	57	67.5	572		
	1998.07- 2001.02		R	F	Hatchback Engine OM668.941	235038	Drive Shaft	48W	24	22	57	67.5	954		
A 160 CDi (55 kW)	2001.02- 2004.08	MT		F	Hatchback Engine OM668.940	835022	Outer Joint	48W	24	27	57	67.5	56	I	
	2001.02- 2004.08	AT		F	Hatchback Engine OM668.940	835004	Outer Joint	48W	24	27	57	67.5	56	I	
	2001.02- 2004.08	MT	R	F	Hatchback Engine OM668.940	235038	Drive Shaft	48W	24	22	57	67.5	954		
	2001.02- 2004.08			F	Hatchback Engine OM668.940	835010	Outer Joint		24	27	57	67.5	50	I	
A 170 CDi (66 kW)	1998.07- 2001.02	MT		F	Hatchback Engine OM668.940	835022	Outer Joint	48W	24	27	57	67.5	56	I	
	1998.07- 2001.02	AT		F	Hatchback Engine OM668.940	835004	Outer Joint	48W	24	27	57	67.5	56	I	
	1998.07- 2001.02	MT	L	F	Hatchback Engine OM668.940	235037	Drive Shaft	48W	24	22	57	67.5	572		
	1998.07- 2001.02	MT	R	F	Hatchback Engine OM668.940	235038	Drive Shaft	48W	24	22	57	67.5	954		
	1998.07- 2001.02			F	Hatchback Engine OM668.940	835010	Outer Joint		24	27	57	67.5	50	I	
	1998.07- 2001.02	AT		F	Hatchback Engine OM668.940	835003	Outer Joint	48W	24	27	57	67.5	50	I	
A 170 CDi (70 kW)	2001.02- 2004.08	MT		F	Hatchback Engine OM668.942	835022	Outer Joint	48W	24	27	57	67.5	56	I	
	2001.02- 2004.08	AT		F	Hatchback Engine OM668.942	835004	Outer Joint	48W	24	27	57	67.5	56	I	
	2001.02- 2004.08	MT	R	F	Hatchback Engine OM668.942	235038	Drive Shaft	48W	24	22	57	67.5	954		
	2001.02- 2004.08			F	Hatchback Engine OM668.942	835010	Outer Joint		24	27	57	67.5	50	I	
A 190 (92 kW)	1999.03- 2004.08	MT		F	Hatchback Engine M166.990	835023	Outer Joint	48W	24	27	57	67.5	58	I	
	1999.03- 2004.08	AT		F	Hatchback Engine M166.990	835005	Outer Joint	48W	24	27	57	67.5	58	I	
	1999.03- 2004.08			F	Hatchback Engine M166.990	835010	Outer Joint		24	27	57	67.5	50	I	
A-CLASS (W169)															
A 150 (70 kW)	2004.12- 2007.03			F	Hatchback Engine M266.920	835026	Outer Joint		25	27	60	73.5	52	I	
A 160 (70 kW)	2009.04- 2012.06			F	Hatchback Engine M266.920	835026	Outer Joint		25	27	60	73.5	52	I	
A 160 CDi (60 kW)	2004.12- 2007.03			F	Hatchback Engine OM640.942	835026	Outer Joint		25	27	60	73.5	52	I	
A 170 (85 kW)	2004.12- 2007.03			F	Hatchback Engine M266.940	835026	Outer Joint		25	27	60	73.5	52	I	
A 180 (85 kW)	2009.04- 2012.06			F	Hatchback Engine M266.940	835026	Outer Joint		25	27	60	73.5	52	I	
A 180 CDi (80 kW)	2004.12- 2007.03		L	F	Hatchback Engine OM640.940	299296	Drive Shaft		25	27	60	73.5	598		
	2004.12- 2007.03			F	Hatchback Engine OM640.940	899037	Outer Joint		25	25	60	73.5	58.5	I	
	2004.12- 2007.03	MT		F	Hatchback Engine OM640.940	635014	Inner Joint		27	25	38	62	102		
A 200 (100 kW)	2004.12- 2007.03			F	Hatchback Engine M266.960	835026	Outer Joint		25	27	60	73.5	52	I	
A 200 CDi (103 kW)	2004.12- 2012.06		L	F	Hatchback Engine OM640.941	299296	Drive Shaft		25	27	60	73.5	598		
	2004.12- 2012.06			F	Hatchback Engine OM640.941	899037	Outer Joint		25	25	60	73.5	58.5	I	
	2004.12- 2012.06	MT		F	Hatchback Engine OM640.941	635014	Inner Joint		27	25	38	62	102		
A 200 TURBO (142 kW)	2005.10- 2012.06			F	Hatchback Engine M266.980	899037	Outer Joint		25	25	60	73.5	58.5	I	
	2005.10- 2012.06	MT		F	Hatchback Engine M266.980	635014	Inner Joint		27	25	38	62	102		
A-CLASSE															
A 160	1999.01- 2006.12	MT				635015	Inner Joint		22	28	36	55	79		
	1999.01- 2006.12	MT				835021	Outer Joint	48W	24	28	57	67	50	I	
A 190	2000.01- 2006.12	MT				635015	Inner Joint		22	28	36	55	79		
	2000.01- 2006.12	MT				835032	Outer Joint	48W	24	28	57	67	54	I	





	 YEAR	TRANSM	L/R	F/R	REMARKS	GSP Ref.	 PRODUCT	 ABS	Technical Specifications							
									A	B	C	H	L	P		
MERCEDES BENZ B-CLASS (W245)																
B 150 (70 kW)	2005.07- 2011.11			F	Hatchback Engine M266.920	835026	Outer Joint		25	27	60	73.5	52	I		
B 160 (70 kW)	2009.04- 2011.11			F	Hatchback Engine M266.920	835026	Outer Joint		25	27	60	73.5	52	I		
B 170 (85 kW)	2005.07- 2011.11			F	Hatchback Engine M266.940	835026	Outer Joint		25	27	60	73.5	52	I		
B 180 (85 kW)	2009.04- 2011.11			F	Hatchback Engine M266.940	835026	Outer Joint		25	27	60	73.5	52	I		
B 180 CDi (80 kW)	2005.07- 2011.11		L	F	Hatchback Engine OM640.940	299296	Drive Shaft		25	27	60	73.5	598			
	2005.07- 2011.11			F	Hatchback Engine OM640.940	899037	Outer Joint		25	25	60	73.5	58.5	I		
	2005.07- 2011.11	MT		F	Hatchback Engine OM640.940	635014	Inner Joint		27	25	38	62	102			
B 200 (100 kW)	2005.07- 2011.11			F	Hatchback Engine M266.960	835026	Outer Joint		25	27	60	73.5	52	I		
B 200 CDi (103 kW)	2005.07- 2011.11		L	F	Hatchback Engine OM640.941	299296	Drive Shaft		25	27	60	73.5	598			
	2005.07- 2011.11			F	Hatchback Engine OM640.941	899037	Outer Joint		25	25	60	73.5	58.5	I		
	2005.07- 2011.11	MT		F	Hatchback Engine OM640.941	635014	Inner Joint		27	25	38	62	102			
B 200 TURBO (142 kW)	2005.07- 2011.11			F	Hatchback Engine M266.980	899037	Outer Joint		25	25	60	73.5	58.5	I		
	2005.07- 2011.11	MT		F	Hatchback Engine M266.980	635014	Inner Joint		27	25	38	62	102			
C-CLASS (S202)																
C 180 T (90 kW)	1996.06- 2000.09	MT/AT	L/R	R	Estate Engine M111.920/M111.921	605007	Inner Joint			24		27				
	1996.06- 2000.09	MT/AT	L/R	R	Estate Engine M111.920/M111.921	235007	Drive Shaft		25		62	70.5	630			
C 200 T (100 kW)	1996.06- 2001.03	MT/AT	L/R	R	Estate Engine M111.941/M111.945	605007	Inner Joint			24		27				
	1996.06- 2001.03	MT/AT	L/R	R	Estate Engine M111.941/M111.945	235007	Drive Shaft		25		62	70.5	630			
C 220 T D (55 kW)	1996.06- 2001.03			L/R	Estate Engine OM604.910	235007	Drive Shaft		25		62	70.5	630			
C 220 T D (70 kW)	1996.06- 1998.09	MT/AT	L/R	R	Estate Engine OM604.910	605007	Inner Joint			24		27				
	1996.06- 1998.09	MT/AT	L/R	R	Estate Engine OM604.910	235007	Drive Shaft		25		62	70.5	630			
C 230 T (110 kW)	1996.06- 1998.06	MT/AT	L/R	R	Estate Engine M111.974	605007	Inner Joint			24		27				
	1996.06- 1998.06	MT/AT	L/R	R	Estate Engine M111.974	235007	Drive Shaft		25		62	70.5	630			
C-CLASS (W202)																
C 180 (90 kW)	1993.03- 2000.05	MT/AT	L/R	R	Saloon Engine M111.920/M111.921	605007	Inner Joint			24		27				
	1993.03- 2000.05	MT/AT	L/R	R	Saloon Engine M111.920/M111.921	235007	Drive Shaft		25		62	70.5	630			
C 200 (100 kW)	1994.01- 2000.05	MT/AT	L/R	R	Saloon Engine M111.941/M111.945	605007	Inner Joint			24		27				
	1994.01- 2000.05	MT/AT	L/R	R	Saloon Engine M111.941/M111.945	235007	Drive Shaft		25		62	70.5	630			
C 200 D (55 kW)	1993.03- 2000.05	MT/AT	L/R	R	Saloon Engine OM601.913	605007	Inner Joint			24		27				
	1993.03- 2000.05	MT/AT	L/R	R	Saloon Engine OM601.913	235007	Drive Shaft		25		62	70.5	630			
C 220 (110 kW)	1993.03- 2000.05	MT/AT	L/R	R	Saloon Engine M111.961	605007	Inner Joint			24		27				
	1993.03- 2000.05	MT/AT	L/R	R	Saloon Engine M111.961	235007	Drive Shaft		25		62	70.5	630			
C 220 D (70 kW)	1993.08- 2000.05	MT/AT	L/R	R	Saloon Engine OM604.910	605007	Inner Joint			24		27				
	1993.08- 2000.05	MT/AT	L/R	R	Saloon Engine OM604.910	235007	Drive Shaft		25		62	70.5	630			
C 230 (110 kW)	1996.06- 1997.06	MT/AT	L/R	R	Saloon Engine M111.974	605007	Inner Joint			24		27				
	1996.06- 1997.06	MT/AT	L/R	R	Saloon Engine M111.974	235007	Drive Shaft		25		62	70.5	630			
COUPE (C123)																
230 CE (100 kW)	1980.04- 1985.12	MT/AT	L/R	R	Coupe Engine M102.980	235004	Drive Shaft		27		60	32.5	627			
280 CE (136 kW)	1977.03- 1985.11	MT/AT	L/R	R	Coupe Engine M110.988	235004	Drive Shaft		27		60	32.5	627			
300 C Turbo-D (92 kW)	1981.09- 1985.07	MT/AT	L/R	R	Coupe Engine OM617.952	235004	Drive Shaft		27		60	32.5	627			
COUPE (C124)																
230 CE (100 kW)	1987.03- 1992.12	MT/AT	L/R	R	Coupe Engine M102.982	235001	Drive Shaft		25		62	69	665			
	1987.03- 1992.12	MT/AT		R	Coupe Engine M102.982	635006	Inner Joint			25		26				
230 CE (97 kW)	1987.03- 1992.12	MT/AT	L/R	R	Coupe Engine M102.982	235001	Drive Shaft		25		62	69	665			
	1987.03- 1992.12	MT/AT		R	Coupe Engine M102.982	635006	Inner Joint			25		26				
230 CE CAT (97 kW)	1989.06- 1992.12	MT/AT	L/R	R	Coupe Engine M102.982	235001	Drive Shaft		25		62	69	665			
	1989.06- 1992.12	MT/AT		R	Coupe Engine M102.982	635006	Inner Joint			25		26				
300 CE (132 kW)	1987.03- 1993.05	MT/AT	L/R	R	Coupe Engine M103.983	235005	Drive Shaft		25		62	69	659			
300 CE (138 kW)	1987.03- 1989.12	MT/AT	L/R	R	Coupe Engine M103.983	235005	Drive Shaft		25		62	69	659			
E-CLASS (S124)																
E 200 T (100 kW)	1993.06- 1996.06	MT/AT	L/R	R	Estate Engine M111.940	235001	Drive Shaft		25		62	69	665			
E 300 T Turbo-D (108 kW)	1993.06- 1996.06	MT/AT	L/R	R	Estate Engine OM603.960	235005	Drive Shaft		25		62	69	659			
E-CLASS (W124)																
E 250 Turbo-D (93 kW)	1993.06- 1995.06	MT/AT	L/R	R	Saloon Engine OM602.962	235005	Drive Shaft		25		62	69	659			
E 300 Turbo-D (108 kW)	1993.06- 1995.06	MT/AT	L/R	R	Saloon Engine OM603.960	235005	Drive Shaft		25		62	69	659			
E-CLASS (W210)																
E 200 (100 kW)	1995.06- 2000.08	MT/AT	L/R	R	Saloon Engine M111.942	605007	Inner Joint			24		27				
	1995.06- 2000.08	MT/AT	L/R	R	Saloon Engine M111.942	235008	Drive Shaft	48T	25		62	70.5	674			
E 200 CDi (75 kW)	1998.06- 2002.03	MT/AT	L/R	R	Saloon Engine OM611.961	235009	Drive Shaft	48T	25		62	70.5	660			
E 200 D (65 kW)	1996.01- 2002.03	MT/AT	L/R	R	Saloon Engine OM604.917	605007	Inner Joint			24		27				
	1996.01- 2002.03	MT/AT	L/R	R	Saloon Engine OM604.917	235008	Drive Shaft	48T	25		62	70.5	674			
E 200 Kompressor (120 kW)	2000.08- 2002.03		L/R	R	Saloon Engine M111.957	235008	Drive Shaft	48T	25		62	70.5	674			





	 YEAR	TRANSM	L/R	F/R	REMARKS	GSP Ref.	 PRODUCT	 ABS	Technical Specifications							
									A	B	C	H	L	P		
MERCEDES BENZ E-CLASS (W210)																
E 220 CDi (92 kW)	1998.06- 1999.07	MT/AT	L/R	R	Saloon Engine OM611.961	235009	Drive Shaft	48T	25		62	70.5	660			
E 220 D (55 kW)	1996.05- 2002.03		L/R	R	Saloon Engine OM604.912	235008	Drive Shaft	48T	25		62	70.5	674			
E 220 D (70 kW)	1995.06- 1999.07	AT	L/R	R	Saloon Engine OM604.912	605007	Inner Joint			24		27				
	1995.06- 1999.07	AT	L/R	R	Saloon Engine OM604.912	235008	Drive Shaft	48T	25		62	70.5	674			
E 230 (110 kW)	1995.06- 1997.06	MT/AT	L/R	R	Saloon Engine M111.970	605007	Inner Joint			24		27				
	1995.06- 1997.06	MT/AT	L/R	R	Saloon Engine M111.970	235008	Drive Shaft	48T	25		62	70.5	674			
E 240 (125 kW)	1997.06- 2000.08	AT	L/R	R	Saloon Engine M112.911	605007	Inner Joint			24		27				
	1997.06- 2000.08	AT	L/R	R	Saloon Engine M112.911	235008	Drive Shaft	48T	25		62	70.5	674			
E 250 D (83 kW)	1995.06- 1999.07	AT	L/R	R	Saloon Engine OM605.912	605007	Inner Joint			24		27				
	1995.06- 1999.07	AT	L/R	R	Saloon Engine OM605.912	235008	Drive Shaft	48T	25		62	70.5	674			
E 280 (142 kW)	1996.01- 1997.06	AT	L/R	R	Saloon Engine M104.945	235009	Drive Shaft	48T	25		62	70.5	660			
E 280 (150 kW)	1996.12- 2002.03	MT/AT	L/R	R	Saloon Engine M112.921	235009	Drive Shaft	48T	25		62	70.5	660			
E 280 4-matic (150 kW)	1996.12- 2002.03		L/R	R	All-wheel Drive Saloon Engine M112.921	235009	Drive Shaft	48T	25		62	70.5	660			
E 290 Turbo-D (95 kW)	1996.03- 1999.07	MT/AT	L/R	R	Saloon Engine OM602.982	235009	Drive Shaft	48T	25		62	70.5	660			
E 320 4-matic (165 kW)	1997.06- 2002.03		L/R	R	All-wheel Drive Saloon Engine M112.941	235009	Drive Shaft	48T	25		62	70.5	660			
E 430 (205 kW)	1997.06- 2002.03		L/R	R	Saloon Engine M113.940	235009	Drive Shaft	48T	25		62	70.5	660			
G-CLASS (W460)																
230 G (66 kW)	1979.03- 1993.07	MT/AT		F	All-wheel Drive Closed Off-Road Vehicle Engine M115.973	835018	Outer Joint		27	28	58	110	62	O		
230 G (75 kW)	1980.02- 1987.07	MT/AT		F	All-wheel Drive Closed Off-Road Vehicle Engine M115.973	835018	Outer Joint		27	28	58	110	62	O		
230 GE (90 kW)	1987.05- 1992.08	MT/AT		F	All-wheel Drive Closed Off-Road Vehicle Engine M102.979/M102.987	835018	Outer Joint		27	28	58	110	62	O		
230 GE (92 kW)	1982.04- 1992.08	MT/AT		F	All-wheel Drive Closed Off-Road Vehicle Engine M102.981/M102.987/M102.989	835018	Outer Joint		27	28	58	110	62	O		
240 GD (53 kW)	1979.03- 1987.08	MT/AT		F	All-wheel Drive Closed Off-Road Vehicle Engine OM616.936	835018	Outer Joint		27	28	58	110	62	O		
250 GD (62 kW)	1987.10- 1992.12	MT/AT		F	All-wheel Drive Closed Off-Road Vehicle Engine OM602.930	835018	Outer Joint		27	28	58	110	62	O		
250 GD (68 kW)	1988.12- 1992.08	MT/AT		F	All-wheel Drive Closed Off-Road Vehicle Engine OM602.930	835018	Outer Joint		27	28	58	110	62	O		
280 GE (110 kW)	1984.08- 1989.08	MT/AT		F	All-wheel Drive Closed Off-Road Vehicle Engine M110.994	835018	Outer Joint		27	28	58	110	62	O		
280 GE (115 kW)	1979.11- 1989.08	MT/AT		F	All-wheel Drive Closed Off-Road Vehicle Engine M110.994	835018	Outer Joint		27	28	58	110	62	O		
300 GD (65 kW)	1979.12- 1991.12	MT/AT		F	All-wheel Drive Closed Off-Road Vehicle Engine OM617.931	835018	Outer Joint		27	28	58	110	62	O		
300 GD (83 kW)	1979.03- 1993.07	MT/AT		F	All-wheel Drive Closed Off-Road Vehicle Engine OM603.912	835018	Outer Joint		27	28	58	110	62	O		
G-CLASS (W461)																
230 GE (90 kW)	1993.02-	MT/AT		F	All-wheel Drive Closed Off-Road Vehicle Engine M102.979	835033	Outer Joint	54T	26	28	62	124	62	O		
230 GE (92 kW)	1993.06-	MT/AT		F	All-wheel Drive Closed Off-Road Vehicle Engine M102.996/M102.997	835033	Outer Joint	54T	26	28	62	124	62	O		
G-CLASS (W463)																
230 GE (93 kW)	1990.06- 1993.06	MT/AT		F	All-wheel Drive Closed Off-Road Vehicle Engine M102.989	835033	Outer Joint	54T	26	28	62	124	62	O		
250 GD (69 kW)	1990.06-	MT/AT		F	All-wheel Drive Closed Off-Road Vehicle Engine OM602.931	835033	Outer Joint	54T	26	28	62	124	62	O		
300 GD (83 kW)	1989.09-	MT/AT		F	All-wheel Drive Closed Off-Road Vehicle Engine OM603.931	835033	Outer Joint	54T	26	28	62	124	62	O		
300 GE (125 kW)	1990.06-	MT/AT		F	All-wheel Drive Closed Off-Road Vehicle Engine M103.987	835033	Outer Joint	54T	26	28	62	124	62	O		
300 GE (128 kW)	1990.06-	MT/AT		F	All-wheel Drive Closed Off-Road Vehicle Engine M103.987	835033	Outer Joint	54T	26	28	62	124	62	O		
G-CLASS CABRIO (W463)																
300 GE (125 kW)	1989.09- 1997.09	MT/AT		F	All-wheel Drive Open Off-Road Vehicle Engine M103.987	835033	Outer Joint	54T	26	28	62	124	62	O		
G 400 CDi (184 kW)	2000.12-	5MT	L	R	OpenOff-RoadVehicle Engine OM628.962	203063	Drive Shaft		36		50.7	58.5	501			
	2000.12-	5MT	R	R	OpenOff-RoadVehicle Engine OM628.962	261063	Drive Shaft		36		50.7	58.5	751			
KOMBI (S123)																
200 T (74 kW)	1980.11- 1985.11	MT/AT	L/R	R	Estate Engine M102.939	235004	Drive Shaft		27		60	32.5	627			
200 T (80 kW)	1980.11- 1985.11	MT/AT	L/R	R	Estate Engine M102.920	235004	Drive Shaft		27		60	32.5	627			
230 TE (100 kW)	1980.04- 1985.11	MT/AT	L/R	R	Estate Engine M102.980	235004	Drive Shaft		27		60	32.5	627			
240 T D (53 kW)	1979.03- 1985.12	MT/AT	L/R	R	Estate Engine OM616.912	235004	Drive Shaft		27		60	32.5	627			
280 TE (136 kW)	1977.09- 1985.11	MT/AT	L/R	R	Estate Engine M110.988	235004	Drive Shaft		27		60	32.5	627			
300 T D (59 kW)	1977.09- 1985.10	MT/AT	L/R	R	Estate Engine OM617.912	235004	Drive Shaft		27		60	32.5	627			
300 T D (65 kW)	1979.03- 1985.11	MT/AT	L/R	R	Estate Engine OM617.912	235004	Drive Shaft		27		60	32.5	627			
300 T Turbo-D (92 kW)	1980.10- 1985.11	MT/AT	L/R	R	Estate Engine OM617.952	235004	Drive Shaft		27		60	32.5	627			
KOMBI (S124)																
200 T (77 kW)	1986.01- 1990.05	MT/AT	L/R	R	Estate Engine M102.922	235001	Drive Shaft		25		62	69	665			
	1986.01- 1990.05	MT/AT		R	Estate Engine M102.922	635006	Inner Joint			25		26				
200 T (80 kW)	1985.09- 1989.08	MT/AT	L/R	R	Estate Engine M102.922	235001	Drive Shaft		25		62	69	665			
	1985.09- 1989.08	MT/AT		R	Estate Engine M102.922	635006	Inner Joint			25		26				
200 T D (53 kW)	1985.09- 1991.08	MT/AT	L/R	R	Estate Engine OM601.912	235001	Drive Shaft		25		62	69	665			
	1985.09- 1991.08	MT/AT		R	Estate Engine OM601.912	635006	Inner Joint			25		26				
200 T D (55 kW)	1988.09- 1991.08	MT/AT	L/R	R	Estate Engine OM601.912	235001	Drive Shaft		25		62	69	665			
	1988.09- 1991.08	MT/AT		R	Estate Engine OM601.912	635006	Inner Joint			25		26				
200 TE (87 kW)	1988.09- 1992.08	MT/AT	L/R	R	Estate Engine M102.963	235001	Drive Shaft		25		62	69	665			
	1988.09- 1992.08	MT/AT		R	Estate Engine M102.963	635006	Inner Joint			25		26				





	 YEAR	TRANSM	L/R	F/R	REMARKS	GSP Ref.	 PRODUCT	 ABS	Technical Specifications								
									A	B	C	H	L	P			
MERCEDES BENZ KOMBİ (S124)																	
200 TE (90 kW)	1988.09- 1989.12	MT/AT	L/R	R	Estate Engine M102.962	235001	Drive Shaft		25		62	69	665				
	1988.09- 1989.12	MT/AT		R	Estate Engine M102.962	635006	Inner Joint			25		26					
230 TE (100 kW)	1985.09- 1992.08	MT/AT	L/R	R	Estate Engine M102.982	235001	Drive Shaft		25		62	69	665				
	1985.09- 1992.08	MT/AT		R	Estate Engine M102.982	635006	Inner Joint			25		26					
230 TE (97 kW)	1985.09- 1992.08	MT/AT	L/R	R	Estate Engine M102.982	235001	Drive Shaft		25		62	69	665				
	1985.09- 1992.08	MT/AT		R	Estate Engine M102.982	635006	Inner Joint			25		26					
230 TE CAT (97 kW)	1989.06- 1992.08	MT/AT	L/R	R	Estate Engine M102.982	235001	Drive Shaft		25		62	69	665				
	1989.06- 1992.08	MT/AT		R	Estate Engine M102.982	635006	Inner Joint			25		26					
250 T D (66 kW)	1985.09- 1993.06	MT/AT	L/R	R	Estate Engine OM602.912	235001	Drive Shaft		25		62	69	665				
	1985.09- 1993.06	MT/AT		R	Estate Engine OM602.912	635006	Inner Joint			25		26					
250 T D (69 kW)	1989.01- 1993.06	MT/AT	L/R	R	Estate Engine OM602.912	235001	Drive Shaft		25		62	69	665				
	1989.01- 1993.06	MT/AT		R	Estate Engine OM602.912	635006	Inner Joint			25		26					
260 TE FGST. (118 kW)	1989.09- 1992.08	MT/AT	L/R	R	Estate Engine M103.940	235005	Drive Shaft		25		62	69	659				
260 TE FGST. (122 kW)	1985.09- 1989.12	MT/AT	L/R	R	Estate Engine M103.940	235005	Drive Shaft		25		62	69	659				
300 T D (80 kW)	1986.09- 1993.06	MT/AT	L/R	R	Estate Engine OM603.912	235005	Drive Shaft		25		62	69	659				
300 T D (81 kW)	1989.01- 1993.06	MT/AT	L/R	R	Estate Engine OM603.912	235005	Drive Shaft		25		62	69	659				
300 T D (83 kW)	1989.01- 1993.06	MT/AT	L/R	R	Estate Engine OM603.912	235005	Drive Shaft		25		62	69	659				
300 T Turbo-D (105 kW)	1986.09- 1989.01	MT/AT	L/R	R	Estate Engine OM603.963/OM603.960	235005	Drive Shaft		25		62	69	659				
300 T Turbo-D (108 kW)	1989.01- 1993.06	MT/AT	L/R	R	Estate Engine OM603.960	235005	Drive Shaft		25		62	69	659				
300 TE (132 kW)	1986.01- 1992.08	MT/AT	L/R	R	Estate Engine M103.983	235005	Drive Shaft		25		62	69	659				
300 TE (138 kW)	1986.01- 1989.12	MT/AT	L/R	R	Estate Engine M103.983	235005	Drive Shaft		25		62	69	659				
MB																	
-			L/R		100-120-140	235014	Drive Shaft		30	30	72	138.5	732.5				
			L/R		100-120-140	635004	Inner Joint		30	30	55	47	73				
			L/R		100-120-140	835006	Outer Joint		30	27	72	138.5	80	I			
SALOON (W123)																	
200 (74 kW)	1980.06- 1985.11	MT/AT	L/R	R	Saloon Engine M102.939	235004	Drive Shaft		27		60	32.5	627				
200 (80 kW)	1980.06- 1985.11	MT/AT	L/R	R	Saloon Engine M102.920	235004	Drive Shaft		27		60	32.5	627				
200 D (44 kW)	1979.03- 1985.11	MT/AT	L/R	R	Saloon Engine OM615.940	235004	Drive Shaft		27		60	32.5	627				
230 (80 kW)	1976.02- 1981.03	MT/AT	L/R	R	Saloon Engine M115.954	235004	Drive Shaft		27		60	32.5	627				
230 E (100 kW)	1980.04- 1985.12	MT/AT	L/R	R	Saloon Engine M102.980	235004	Drive Shaft		27		60	32.5	627				
240 D (53 kW)	1979.03- 1985.11	MT/AT	L/R	R	Saloon Engine OM616.912	235004	Drive Shaft		27		60	32.5	627				
280 (115 kW)	1976.02- 1981.08	MT/AT	L/R	R	Saloon Engine M110.923	235004	Drive Shaft		27		60	32.5	627				
280 E (130 kW)	1976.08- 1981.08	MT/AT	L/R	R	Saloon Engine M110.988	235004	Drive Shaft		27		60	32.5	627				
280 E (136 kW)	1976.02- 1985.11	MT/AT	L/R	R	Saloon Engine M110.984/M110.988	235004	Drive Shaft		27		60	32.5	627				
300 D (65 kW)	1979.03- 1985.11	MT/AT	L/R	R	Saloon Engine OM617.912	235004	Drive Shaft		27		60	32.5	627				
300 Turbo-D (92 kW)	1981.08- 1985.07	MT/AT	L/R	R	Saloon Engine OM617.952	235004	Drive Shaft		27		60	32.5	627				
SALOON (W124)																	
200 (75 kW)	1986.01- 1990.05	MT/AT		R	Saloon Engine M102.922	635006	Inner Joint			25		26					
	1986.01- 1990.05	MT/AT	L/R	R	Saloon Engine M102.922	235001	Drive Shaft		25		62	69	665				
200 (77 kW)	1986.01- 1990.05	MT/AT		R	Saloon Engine M102.922	635006	Inner Joint			25		26					
	1986.01- 1990.05	MT/AT	L/R	R	Saloon Engine M102.922	235001	Drive Shaft		25		62	69	665				
200 (80 kW)	1985.12- 1990.05	MT/AT		R	Saloon Engine M102.922	635006	Inner Joint			25		26					
	1985.12- 1990.05	MT/AT	L/R	R	Saloon Engine M102.922	235001	Drive Shaft		25		62	69	665				
200 D (53 kW)	1984.12- 1989.08	MT/AT		R	Saloon Engine OM601.912	635006	Inner Joint			25		26					
	1984.12- 1989.08	MT/AT	L/R	R	Saloon Engine OM601.912	235001	Drive Shaft		25		62	69	665				
200 D (55 kW)	1989.08- 1993.06	MT/AT		R	Saloon Engine OM601.912	635006	Inner Joint			25		26					
	1989.08- 1993.06	MT/AT	L/R	R	Saloon Engine OM601.912	235001	Drive Shaft		25		62	69	665				
200 E (87 kW)	1988.09- 1992.08	MT/AT		R	Saloon Engine M102.963	635006	Inner Joint			25		26					
	1988.09- 1992.08	MT/AT	L/R	R	Saloon Engine M102.963	235001	Drive Shaft		25		62	69	665				
230 E (100 kW)	1985.01- 1993.06	MT/AT		R	Saloon Engine M102.982	635006	Inner Joint			25		26					
	1985.01- 1993.06	MT/AT	L/R	R	Saloon Engine M102.982	235001	Drive Shaft		25		62	69	665				
230 E (97 kW)	1984.12- 1992.03	MT/AT		R	Saloon Engine M102.982	635006	Inner Joint			25		26					
	1984.12- 1992.03	MT/AT	L/R	R	Saloon Engine M102.982	235001	Drive Shaft		25		62	69	665				
	1989.06- 1993.06	MT/AT		R	Saloon Engine M102.982	635006	Inner Joint			25		26					
	1989.06- 1993.06	MT/AT	L/R	R	Saloon Engine M102.982	235001	Drive Shaft		25		62	69	665				
250 D (66 kW)	1985.04- 1993.06	MT/AT		R	Saloon Engine OM602.912	635006	Inner Joint			25		26					
	1985.04- 1993.06	MT/AT	L/R	R	Saloon Engine OM602.912	235001	Drive Shaft		25		62	69	665				
250 D (69 kW)	1989.01- 1993.06	MT/AT		R	Saloon Engine OM602.912	635006	Inner Joint			25		26					
	1989.01- 1993.06	MT/AT	L/R	R	Saloon Engine OM602.912	235001	Drive Shaft		25		62	69	665				
250 Turbo-D (93 kW)	1988.09- 1993.06	MT/AT	L/R	R	Saloon Engine OM602.962	235005	Drive Shaft		25		62	69	659				
260 E (118 kW)	1985.09- 1992.08	MT/AT	L/R	R	Saloon Engine M103.940	235005	Drive Shaft		25		62	69	659				





	 YEAR	TRANSM	L/R	F/R	REMARKS	GSP Ref.	 PRODUCT	 ABS	Technical Specifications							
									A	B	C	H	L	P		
MERCEDES BENZ SALOON (W124)																
300 D (80 kW)	1984.12- 1989.08	MT/AT	L/R	R	Saloon Engine OM603.912	235005	Drive Shaft		25		62	69	659			
300 D (81 kW)	1990.06- 1993.06	MT/AT	L/R	R	Saloon Engine OM603.912	235005	Drive Shaft		25		62	69	659			
300 D (83 kW)	1989.08- 1993.06	MT/AT	L/R	R	Saloon Engine OM603.912	235005	Drive Shaft		25		62	69	659			
300 E (132 kW)	1985.08- 1992.08	MT/AT	L/R	R	Saloon Engine M103.983	235005	Drive Shaft		25		62	69	659			
300 Turbo-D (105 kW)	1986.09- 1988.09	MT/AT	L/R	R	Saloon Engine OM603.960/OM603.963	235005	Drive Shaft		25		62	69	659			
300 Turbo-D (108 kW)	1988.09- 1993.06	MT/AT	L/R	R	Saloon Engine OM603.960	235005	Drive Shaft		25		62	69	659			
SL (C107)																
280 SL (136 kW)	1974.08- 1985.07	MT/AT	L/R	R	Convertible Engine M110.982/M110.986/M110.990	235004	Drive Shaft		27		60	32.5	627			
280 SLC (130 kW)	1976.06- 1981.09	MT/AT	L/R	R	Coupe Engine M110.982/M110.986/M110.990	235004	Drive Shaft		27		60	32.5	627			
280 SLC (136 kW)	1974.08- 1981.09	MT/AT	L/R	R	Coupe Engine M110.982/M110.986/M110.990	235004	Drive Shaft		27		60	32.5	627			
380 SLC (160 kW)	1980.07- 1981.08	MT/AT	L/R	R	Coupe Engine M116.960	235004	Drive Shaft		27		60	32.5	627			
SL (R107)																
280 SL (130 kW)	1976.06- 1981.09	MT/AT	L/R	R	Convertible Engine M110.982/M110.986/M110.990	235004	Drive Shaft		27		60	32.5	627			
380 SL (150 kW)	1980.09- 1985.08	MT/AT	L/R	R	Convertible Engine M116.962	235004	Drive Shaft		27		60	32.5	627			
380 SL (160 kW)	1980.09- 1981.08	MT/AT	L/R	R	Convertible Engine M116.960	235004	Drive Shaft		27		60	32.5	627			
SLK (R170)																
200 (100 kW)	1996.09- 2000.03		L/R	R	Convertible Engine M111.946	235007	Drive Shaft		25		62	70.5	630			
SPRINTER 3-T (903)																
312 D 2.9 4x4 (90 kW)	1997.05- 2002.08			F	All-wheel Drive Bus Engine OM602.980	835034	Outer Joint		26	28	62	124	62	O		
	1997.05- 2002.08			F	All-wheel Drive Bus Engine OM602.980	635020	Inner Joint			28		32				
V-CLASS (638/2)																
V 200 (95 kW)	1997.02- 2003.07		L/R	F	MPV Engine M111.948/M111.950	235016	Drive Shaft		27		59.8	99	515			
	1997.02- 2003.07		L/R	F	MPV Engine M111.948/M111.950	235002	Drive Shaft	48W	27		59.8	99	515			
	1997.02- 2003.07	MT/AT		F	MPV Engine M111.948/M111.950	835001	Outer Joint	48W	27	27	59.8	99	63	I		
V 200 CDi (75 kW)	1999.03- 2003.07		L/R	F	MPV Engine OM611.980	235011	Drive Shaft		27		71.5	99	506			
	1999.03- 2003.07			F	MPV Engine OM611.980	635001	Inner Joint		30		36.2					
	1999.03- 2003.07			F	MPV Engine OM611.980	835002	Outer Joint	48W	27	36	71.5	99	68	I		
	1999.03- 2003.07			F	MPV Engine OM611.980	835008	Outer Joint		27	36	71.5	99	68	I		
	1999.03- 2003.07		L/R	F	MPV Engine OM611.980	235003	Drive Shaft	48W	27		71.5	99	506			
V 220 CDi (90 kW)	1999.03- 2003.07		L/R	F	MPV Engine OM611.980	235011	Drive Shaft		27		71.5	99	506			
	1999.03- 2003.07			F	MPV Engine OM611.980	635001	Inner Joint		30		36.2					
	1999.03- 2003.07			F	MPV Engine OM611.980	835002	Outer Joint	48W	27	36	71.5	99	68	I		
	1999.03- 2003.07		L/R	F	MPV Engine OM611.980	835008	Outer Joint		27	36	71.5	99	68	I		
	1999.03- 2003.07		L/R	F	MPV Engine OM611.980	235003	Drive Shaft	48W	27		71.5	99	506			
V 230 (105 kW)	1996.10- 2003.07		L/R	F	MPV Engine M111.978	235016	Drive Shaft		27		59.8	99	515			
	1996.10- 2003.07		L/R	F	MPV Engine M111.978	235002	Drive Shaft	48W	27		59.8	99	515			
	1996.10- 2003.07	MT/AT		F	MPV Engine M111.978	835001	Outer Joint	48W	27	27	59.8	99	63	I		
V 230 TD (72 kW)	1996.09- 2003.07		L/R	F	MPV Engine OM601.970	235016	Drive Shaft		27		59.8	99	515			
	1996.09- 2003.07		L/R	F	MPV Engine OM601.970	235002	Drive Shaft	48W	27		59.8	99	515			
	1996.09- 2003.07	MT/AT		F	MPV Engine OM601.970	835001	Outer Joint	48W	27	27	59.8	99	63	I		
V 280 (128 kW)	1997.08- 2003.07		L/R	F	MPV Engine M104.900	235016	Drive Shaft		27		59.8	99	515			
	1997.08- 2003.07		L/R	F	MPV Engine M104.900	235002	Drive Shaft	48W	27		59.8	99	515			
VIANO (W639)																
2.0 CDi (80 kW)	2004.01-			R	MPV Engine OM646.982	835028	Outer Joint		30	36	70	95	68	I		
2.0 CDi 4-matic (80 kW)	2005.07-				All-wheel Drive MPV Engine OM646.982	835028	Outer Joint		30	36	70	95	68	I		
VITO (638)																
2.0 (95 kW)	1996.02- 2003.07		L/R	F	Bus Engine M111.948/M111.950	235016	Drive Shaft		27		59.8	99	515			
	1996.02- 2003.07		L/R	F	Bus Engine M111.948/M111.950	235002	Drive Shaft	48W	27		59.8	99	515			
	1996.02- 2003.07	MT/AT		F	Bus Engine M111.948/M111.950	835001	Outer Joint	48W	27	27	59.8	99	63	I		
	1997.03- 2003.07		L/R	F	Box Engine M111.948/M111.950	235016	Drive Shaft		27		59.8	99	515			
	1997.03- 2003.07			F	Box Engine M111.948/M111.950	835007	Outer Joint		27	27	59.8	99	63	I		
	1997.03- 2003.07			F	Box Engine M111.948/M111.950	648002	Inner Joint			28		32				
	1997.03- 2003.07		L/R	F	Box Engine M111.948/M111.950	235002	Drive Shaft	48W	27		59.8	99	515			
	1997.03- 2003.07	MT/AT		F	Box Engine M111.948/M111.950	835001	Outer Joint	48W	27	27	59.8	99	63	I		
2.2 CDi (60 kW)	1999.03- 2003.07		L/R	F	Box Engine OM611A	235011	Drive Shaft		27		71.5	99	506			
	1999.03- 2003.07		L/R	F	Box Engine OM611A	235011	Drive Shaft		27		71.5	99	506			
	1999.03- 2003.07			F	Box Engine OM611A	835007	Outer Joint		27	27	59.8	99	63	I		
	1999.03- 2003.07			F	Box Engine OM611A	635001	Inner Joint		30		36.2					
	1999.03- 2003.07			F	Bus Engine OM611A	635001	Inner Joint		30		36.2					
	1999.03- 2003.07			F	Box Engine OM611A	835002	Outer Joint	48W	27	36	71.5	99	68	I		
	1999.03- 2003.07			F	Bus Engine OM611A	835002	Outer Joint	48W	27	36	71.5	99	68	I		





	 YEAR	TRANSM	L/R	F/R	REMARKS	GSP Ref.	 PRODUCT	 ABS	Technical Specifications								
									A	B	C	H	L	P			
MERCEDES BENZ VITO (638)																	
2.2 CDi (60 kW)	1999.03- 2003.07			F	Box Engine OM611A	835008	Outer Joint		27	36	71.5	99	68	I			
	1999.03- 2003.07			F	Bus Engine OM611A	835008	Outer Joint		27	36	71.5	99	68	I			
	1999.03- 2003.07		L/R	F	Box Engine OM611A	235003	Drive Shaft	48W	27		71.5	99	506				
	1999.03- 2003.07		L/R	F	Bus Engine OM611A	235003	Drive Shaft	48W	27		71.5	99	506				
2.2 CDi (75 kW)	1999.03- 2003.07		L/R	F	Box Engine OM611LA(75KWCDI)	235011	Drive Shaft		27		71.5	99	506				
	1999.03- 2003.07		L/R	F	Bus Engine OM611LA(75KWCDI)	235011	Drive Shaft		27		71.5	99	506				
	1999.03- 2003.07			F	Box Engine OM611LA(75KWCDI)	835007	Outer Joint		27	27	59.8	99	63	I			
	1999.03- 2003.07			F	Box Engine OM611LA(75KWCDI)	635001	Inner Joint				30		36.2				
	1999.03- 2003.07			F	Bus Engine OM611LA(75KWCDI)	635001	Inner Joint				30		36.2				
	1999.03- 2003.07			F	Box Engine OM611LA(75KWCDI)	835002	Outer Joint	48W	27	36	71.5	99	68	I			
	1999.03- 2003.07			F	Bus Engine OM611LA(75KWCDI)	835002	Outer Joint	48W	27	36	71.5	99	68	I			
	1999.03- 2003.07			F	Box Engine OM611LA(75KWCDI)	835008	Outer Joint		27	36	71.5	99	68	I			
	1999.03- 2003.07			F	Bus Engine OM611LA(75KWCDI)	835008	Outer Joint		27	36	71.5	99	68	I			
	1999.03- 2003.07		L/R	F	Box Engine OM611LA(75KWCDI)	235003	Drive Shaft	48W	27		71.5	99	506				
	1999.03- 2003.07		L/R	F	Bus Engine OM611LA(75KWCDI)	235003	Drive Shaft	48W	27		71.5	99	506				
	2.2 CDi (90 kW)	1999.03- 2003.07	5MT	L/R	F	Box Engine OM611.980	235011	Drive Shaft		27		71.5	99	506			
1999.03- 2003.07		5MT	L/R	F	Bus Engine OM611.980	235011	Drive Shaft		27		71.5	99	506				
1999.03- 2003.07		5MT		F	Box Engine OM611.980	835007	Outer Joint		27	27	59.8	99	63	I			
1999.03- 2003.07				F	Box Engine OM611.980	635001	Inner Joint				30		36.2				
1999.03- 2003.07				F	Bus Engine OM611.980	635001	Inner Joint				30		36.2				
1999.03- 2003.07		MT		F	Box Engine OM611.980	835002	Outer Joint	48W	27	36	71.5	99	68	I			
1999.03- 2003.07				F	Bus Engine OM611.980	835002	Outer Joint	48W	27	36	71.5	99	68	I			
1999.03- 2003.07		5MT		F	Box Engine OM611.980	835008	Outer Joint		27	36	71.5	99	68	I			
1999.03- 2003.07		5MT		F	Bus Engine OM611.980	835008	Outer Joint		27	36	71.5	99	68	I			
1999.03- 2003.07		5MT	L/R	F	Box Engine OM611.980	235003	Drive Shaft	48W	27		71.5	99	506				
1999.03- 2003.07		5MT	L/R	F	Bus Engine OM611.980	235003	Drive Shaft	48W	27		71.5	99	506				
2.3 (105 kW)		1996.12- 2003.07		L/R	F	Bus Engine M111.978	235016	Drive Shaft		27		59.8	99	515			
	1996.12- 2003.07		L/R	F	Bus Engine M111.978	235002	Drive Shaft	48W	27		59.8	99	515				
	1996.12- 2003.07	MT/AT		F	Bus Engine M111.978	835001	Outer Joint	48W	27	27	59.8	99	63	I			
	1997.03- 2003.07	MT/AT		F	Box Engine M111.978	835001	Outer Joint	48W	27	27	59.8	99	63	I			
	1997.03- 2003.07		L/R	F	Box Engine M111.978	235016	Drive Shaft		27		59.8	99	515				
	1997.03- 2003.07			F	Box Engine M111.978	835007	Outer Joint		27	27	59.8	99	63	I			
	1997.03- 2003.07			F	Box Engine M111.978	648002	Inner Joint				28		32				
	1997.03- 2003.07		L/R	F	Box Engine M111.978	235002	Drive Shaft	48W	27		59.8	99	515				
	1997.03- 2003.07		L/R	F	Bus Engine M111.978	235002	Drive Shaft	48W	27		59.8	99	515				
	1997.03- 2003.07	MT/AT		F	Box Engine M111.978	835001	Outer Joint	48W	27	27	59.8	99	63	I			
2.3 D (58 kW)	1996.02- 2003.07		L/R	F	Bus Engine OM601.942	235016	Drive Shaft		27		59.8	99	515				
	1996.02- 2003.07		L/R	F	Bus Engine OM601.942	235002	Drive Shaft	48W	27		59.8	99	515				
	1996.02- 2003.07	MT/AT		F	Bus Engine OM601.942	835001	Outer Joint	48W	27	27	59.8	99	63	I			
	1997.03- 2003.07		L/R	F	Box Engine OM601.942	235016	Drive Shaft		27		59.8	99	515				
	1997.03- 2003.07			F	Box Engine OM601.942	835007	Outer Joint		27	27	59.8	99	63	I			
	1997.03- 2003.07			F	Box Engine OM601.942	648002	Inner Joint				28		32				
	1997.03- 2003.07		L/R	F	Box Engine OM601.942	235002	Drive Shaft	48W	27		59.8	99	515				
	1997.03- 2003.07	MT/AT		F	Box Engine OM601.942	835001	Outer Joint	48W	27	27	59.8	99	63	I			
2.3 D (72 kW)	1997.03- 2003.07		L/R	F	Box Engine OM601.970	235016	Drive Shaft		27		59.8	99	515				
	1997.03- 2003.07			F	Box Engine OM601.970	835007	Outer Joint		27	27	59.8	99	63	I			
	1997.03- 2003.07			F	Box Engine OM601.970	648002	Inner Joint				28		32				
	1997.03- 2003.07		L/R	F	Box Engine OM601.970	235002	Drive Shaft	48W	27		59.8	99	515				
	1997.03- 2003.07	MT/AT		F	Box Engine OM601.970	835001	Outer Joint	48W	27	27	59.8	99	63	I			
2.3 TD (72 kW)	1996.02- 2003.07		L/R	F	Bus Engine OM601.970	235016	Drive Shaft		27		59.8	99	515				
	1996.02- 2003.07		L/R	F	Bus Engine OM601.970	235002	Drive Shaft	48W	27		59.8	99	515				
	1996.02- 2003.07	MT/AT		F	Bus Engine OM601.970	835001	Outer Joint	48W	27	27	59.8	99	63	I			
VITO (W639)																	
2.2 CDi (65 kW)	2003.09-			R	Bus Engine OM646.983	835028	Outer Joint		30	36	70	95	68	I			
2.2 CDi (80 kW)	2003.09-			R	Bus Engine OM646.982	835028	Outer Joint		30	36	70	95	68	I			
2.2 CDi 4x4 (80 kW)	2007.09-				All-wheel Drive Bus Engine OM646.982	835028	Outer Joint		30	36	70	95	68	I			
VITO / MIXTO (W639)																	
2.2 CDi (65 kW)	2003.09-			R	Box Engine OM646.983	835028	Outer Joint		30	36	70	95	68	I			
2.2 CDi (80 kW)	2003.09-			R	Box Engine OM646.982	835028	Outer Joint		30	36	70	95	68	I			
2.2 CDi 4x4 (80 kW)	2007.09-				All-wheel Drive Box Engine OM646.982	835028	Outer Joint		30	36	70	95	68	I			





	 YEAR	TRANSM	L/R	F/R	REMARKS	GSP Ref.	 PRODUCT	 ABS	Technical Specifications							
									A	B	C	H	L	P		
MERCURY COUGAR																
-	1989- 1997					899146	Outer Joint		28	32	55.9	95.5	64	I		
2.5	1999- 2000			F		818081	Outer Joint	44W	27	32	54.3	91	62	I		
COUGAR (FWD)																
2.5	1999- 2000					818056	Outer Joint		27	32	54.3	91	62	I		
LYNX / LN7																
-	1981- 1987			R		218081	Drive Shaft		26	23	51	88.5	892			
	1983.06- 1990	MT		L		218153	Drive Shaft		26	23	51	88.5	560			
	1984- 1987	AT		L		218148	Drive Shaft		26	23	51	88.5	562			
All Models	1983.04- 1983.12	MT				818042	Outer Joint		26	23	51	88.5	60	I		
	1984.01- 1985.12					818042	Outer Joint		26	23	51	88.5	60	I		
	1985.01- 1985.12					818042	Outer Joint		26	23	51	88.5	60	I		
	1986.01- 1987.12					818042	Outer Joint		26	23	51	88.5	60	I		
MOUNTAINEER																
-	1995- 2001			L	Truck 4WD	218093	Drive Shaft		27	27	59.7	112	597.4			
	1995- 2001			F		618037	Inner Joint		27	34	35.55	117.3	76			
	1997- 2001			F		818055	Outer Joint		27	34	59.7	112	80	I		
MYSTIQUE																
2.5	1995- 2000					818056	Outer Joint		27	32	54.3	91	62	I		
	1995- 2000					818081	Outer Joint	44W	27	32	54.3	91	62	I		
SABLE																
-	1986- 1993				6 Cyl	818041	Outer Joint		26	30	56	106	61	I		
	1994- 1999					818041	Outer Joint		26	30	56	106	61	I		
3.8	1986- 1993				6 Cyl	818046	Outer Joint		26	32	55.9	105.5	64.5	I		
	1990- 1993				6 Cyl	818085	Outer Joint	50T	26	32	55.9	105.5	64.5	I		
TOPAZ																
-	1984- 1991	MT		L		218153	Drive Shaft		26	23	51	88.5	560			
	1984- 1991	AT		L		218148	Drive Shaft		26	23	51	88.5	562			
	1984-			R		218081	Drive Shaft		26	23	51	88.5	892			
	1992- 1994				4 Cyl	618026	Inner Joint		25	28	42	89.5	110			
	1992- 1994					618027	Inner Joint		25	28	42	66.5	108.8			
2.3	1992- 1994					818047	Outer Joint		26	28	51	107.5	58	I		
All Models	1984.01- 1984.12	MT				818042	Outer Joint		26	23	51	88.5	60	I		
	1984.01- 1991.12	AT				818042	Outer Joint		26	23	51	88.5	60	I		
	1985.01- 1986.12					818042	Outer Joint		26	23	51	88.5	60	I		
	1985.01- 1991.12	MT				818042	Outer Joint		26	23	51	88.5	60	I		
	1986- 1991	AT				818059	Outer Joint		26	24	51	88	62	I		
TRACER																
-	1987- 1989					618006	Inner Joint		24	22	35	64	98.5			
	1991- 1996			L		218087	Drive Shaft		26	24	56	93	626.5			
	1991- 1996					818048	Outer Joint		26	28	56	93	61	I		
	1991- 1996					818079	Outer Joint	44T	26	28	56	93	61	I		
	1991- 1996					618039	Inner Joint		24	28	35	64.1	91.5			
	1997- 1999	MT				634008	Inner Joint		26	22	35	66.7	92			
1.8	1991- 1996	AT				618068	Inner Joint		24	28	35	63.9	89.5			
1.9	1991- 1996	AT				618068	Inner Joint		24	28	35	63.9	89.5			
2.0	1997- 1999	AT				618068	Inner Joint		24	28	35	63.9	89.5			
VILLAGER																
-	1993- 1999					818075	Outer Joint		32	34	62	117.5	71.5	I		
	1993- 1999					835017	Outer Joint	50T	32	34	62	117.5	71.5	I		
MINI MINI (R50, R53)																
1.4 One D (55 kW)	2003.06- 2006.09			F	Hatchback Engine 1ND	838001	Outer Joint		26	23	53.5	76	64	M		
	2003.06- 2006.09	MT		F	Hatchback Engine 1ND	638001	Inner Joint		34	23	40	54	97			
	2003.06- 2006.09	MT	L	F	Hatchback Engine 1ND	238001	Drive Shaft		26	34	53.5	74	590			
1.4 One D (65 kW)	2003.06- 2006.09			F	Hatchback Engine 1ND-TV	838003	Outer Joint		26	23	53.5	74	63.5	M		
	2003.06- 2006.09	MT		F	Hatchback Engine 1ND-TV	638001	Inner Joint		34	23	40	54	97			
	2003.06- 2006.09	MT	L	F	Hatchback Engine 1ND-TV	238001	Drive Shaft		26	34	53.5	74	590			
1.6 Cooper (85 kW)	2001.06- 2006.09			F	Hatchback Engine W10B16A	838002	Outer Joint		26	21	53.5	76	61	M		
	2001.06- 2006.09	MT	L	F	Hatchback Engine W10B16A	299285	Drive Shaft		26	22	53.5	76	61.6			
1.6 Cooper S (120 kW)	2002.03- 2006.09			F	Hatchback Engine W11B16A	838003	Outer Joint		26	23	53.5	74	63.5	M		
	2002.03- 2006.09	MT		F	Hatchback Engine W11B16A	638001	Inner Joint		34	23	40	54	97			





	 YEAR	TRANSM	L/R	F/R	REMARKS	GSP Ref.	 PRODUCT	 ABS	Technical Specifications								
									A	B	C	H	L	P			
MINI																	
MINI (R50, R53)																	
1.6 Cooper S (120 kW)	2002.03- 2006.09	MT		F	Hatchback Engine W11B16A	638002	Inner Joint		34	23	28.5	333	145				
	2002.03- 2006.09	MT	L	F	Hatchback Engine W11B16A	238001	Drive Shaft		26	34	53.5	74	590				
	2002.03- 2006.09	MT	R	F	Hatchback Engine W11B16A	238002	Drive Shaft		26	34	53.5	74	917				
1.6 Cooper S (125 kW)	2004.07- 2006.09	MT/AT		F	Hatchback Engine W11B16A	838003	Outer Joint		26	23	53.5	74	63.5	M			
	2004.07- 2006.09	5MT		F	Hatchback Engine W11B16A	638001	Inner Joint		34	23	40	54	97				
	2004.07- 2006.09	5MT		F	Hatchback Engine W11B16A	638002	Inner Joint		34	23	28.5	333	145				
	2004.07- 2006.09	5MT	L	F	Hatchback Engine W11B16A	238001	Drive Shaft		26	34	53.5	74	590				
1.6 One (66 kW)	2001.06- 2006.09			F	Hatchback Engine W10B16A	838002	Outer Joint		26	21	53.5	76	61	M			
	2001.06- 2006.09	MT	L	F	Hatchback Engine W10B16A	299285	Drive Shaft		26	22	53.5	76	616				
1.6 Works (155 kW)	2003.11- 2006.09		L	F	Hatchback Engine W11B16A	238001	Drive Shaft		26	34	53.5	74	590				
	2003.11- 2006.09		R	F	Hatchback Engine W11B16A	238002	Drive Shaft		26	34	53.5	74	917				
MINI (R52)																	
1.6 Cooper S (125 kW)	2004.07- 2007.11	MT		F	Convertible Engine W11B16A	838003	Outer Joint		26	23	53.5	74	63.5	M			
	2004.07- 2007.11	MT		F	Convertible Engine W11B16A	638001	Inner Joint		34	23	40	54	97				
	2004.07- 2007.11	MT		F	Convertible Engine W11B16A	638002	Inner Joint		34	23	28.5	333	145				
	2004.07- 2007.11	MT	L	F	Convertible Engine W11B16A	238001	Drive Shaft		26	34	53.5	74	590				
	2004.07- 2007.11	MT	R	F	Convertible Engine W11B16A	238002	Drive Shaft		26	34	53.5	74	917				
MITSUBISHI																	
3000 GT																	
-	1991- 1992	MT		F	DOHC	839037	Outer Joint		27	26	60	97	69	I			
3000 GT (FWD)																	
-	1991- 1992					615006	Inner Joint		26	26	42	39.5	78.5				
3000 GT (Z16A)																	
3.0 i 24V 4WD (210 kW)	1992.06- 1999.08			F	All-wheel Drive Coupe Engine 6G72(DOHC24V)	839077	Outer Joint	47T	27	26	60	97	69	I			
AIRTREK (CU2W)																	
2.0 4WD	2001.03-	4AT/I			Engine 4G63	839176	Outer Joint	43T	25	29	57	95	58	M			
	2002.05- 2003.02	5AT/I			Engine 4G63	839176	Outer Joint	43T	25	29	57	95	58	M			
	2003.03-	5AT/I			Engine 4G63 TBO	839176	Outer Joint	43T	25	29	57	95	58	M			
AIRTREK (CU4W)																	
2.4 4WD	2001.03-	4AT/I			Engine 4G64	839176	Outer Joint	43T	25	29	57	95	58	M			
AIRTREK (CU5W)																	
2.4 4WD	2004.01-	4AT/I			Engine 4G69	839176	Outer Joint	43T	25	29	57	95	58	M			
CARISMA (DA_)																	
1.6 (66 kW)	1995.07- 2006.06	MT/AT		F	Hatchback Engine 4G92	839022	Outer Joint	43T	25	29	54	94.5	64.5	O			
	1995.07- 2006.06	MT/AT		F	Hatchback Engine 4G92	839024	Outer Joint	43T	25	23	54	95.5	64	M			
	1995.07- 2006.06	MT/AT		F	Hatchback Engine 4G92	839007	Outer Joint	43T	25	23	54	95	60	I			
	1995.07- 2006.06	MT/AT		F	Hatchback Engine 4G92	839098	Outer Joint		25	23	54	95	60	I			
	1996.09- 2006.06	MT/AT		F	Saloon Engine 4G92	839022	Outer Joint	43T	25	29	54	94.5	64.5	O			
	1996.09- 2006.06	MT/AT		F	Saloon Engine 4G92	839024	Outer Joint	43T	25	23	54	95.5	64	M			
	1996.09- 2006.06	MT/AT		F	Saloon Engine 4G92	839007	Outer Joint	43T	25	23	54	95	60	I			
	1996.09- 2006.06	MT/AT		F	Saloon Engine 4G92	839098	Outer Joint		25	23	54	95	60	I			
1.6 (70 kW)	1998.12- 2006.06	MT/AT		F	Hatchback Engine 4G92	839022	Outer Joint	43T	25	29	54	94.5	64.5	O			
	1998.12- 2006.06	MT/AT		F	Saloon Engine 4G92	839022	Outer Joint	43T	25	29	54	94.5	64.5	O			
	1998.12- 2006.06			F	Saloon Engine 4G92	851014	Outer Joint		25	29	54	95	60	O			
	1998.12- 2006.06	MT/AT		F	Hatchback Engine 4G92	839024	Outer Joint	43T	25	23	54	95.5	64	M			
	1998.12- 2006.06	MT/AT		F	Saloon Engine 4G92	839024	Outer Joint	43T	25	23	54	95.5	64	M			
	1998.12- 2006.06	MT/AT		F	Hatchback Engine 4G92	839007	Outer Joint	43T	25	23	54	95	60	I			
	1998.12- 2006.06	MT/AT		F	Saloon Engine 4G92	839007	Outer Joint	43T	25	23	54	95	60	I			
	1998.12- 2006.06	MT/AT		F	Hatchback Engine 4G92	839098	Outer Joint		25	23	54	95	60	I			
1998.12- 2006.06	MT/AT		F	Saloon Engine 4G92	839098	Outer Joint		25	23	54	95	60	I				
1.6 (73 kW)	1997.05- 2006.06	MT/AT		F	Hatchback Engine 4G92	839022	Outer Joint	43T	25	29	54	94.5	64.5	O			
	1997.05- 2006.06	MT/AT		F	Saloon Engine 4G92	839022	Outer Joint	43T	25	29	54	94.5	64.5	O			
	1997.05- 2006.06	MT/AT		F	Hatchback Engine 4G92	839024	Outer Joint	43T	25	23	54	95.5	64	M			
	1997.05- 2006.06	MT/AT		F	Saloon Engine 4G92	839024	Outer Joint	43T	25	23	54	95.5	64	M			
	1997.05- 2006.06	MT/AT		F	Hatchback Engine 4G92	839007	Outer Joint	43T	25	23	54	95	60	I			
	1997.05- 2006.06	MT/AT		F	Saloon Engine 4G92	839007	Outer Joint	43T	25	23	54	95	60	I			
	1997.05- 2006.06	MT/AT		F	Hatchback Engine 4G92	839098	Outer Joint		25	23	54	95	60	I			
1.6 (76 kW)	1999.08- 2004.12			F	Hatchback Engine 4G92	839024	Outer Joint	43T	25	23	54	95.5	64	M			
	1999.08- 2004.12			F	Saloon Engine 4G92	839024	Outer Joint	43T	25	23	54	95.5	64	M			





	 YEAR	TRANSM	L/R	F/R	REMARKS	GSP Ref.	 PRODUCT	 ABS	Technical Specifications								
									A	B	C	H	L	P			
MITSUBISHI CARISMA (DA_)																	
1.8 (85 kW)	1995.07- 2006.06	MT/AT		F	Hatchback Engine 4G93	839022	Outer Joint	43T	25	29	54	94.5	64.5	O			
	1995.07- 2006.06	MT/AT		F	Hatchback Engine 4G93	839024	Outer Joint	43T	25	23	54	95.5	64	M			
	1996.09- 2006.06	MT/AT		F	Saloon Engine 4G93	839022	Outer Joint	43T	25	29	54	94.5	64.5	O			
	1996.09- 2006.06			F	Saloon Engine 4G93	851014	Outer Joint		25	29	54	95	60	O			
	1996.09- 2006.06	MT/AT		F	Saloon Engine 4G93	839024	Outer Joint	43T	25	23	54	95.5	64	M			
1.8 16V (103 kW)	1995.07- 2006.06			F	Hatchback Engine 4G93	839024	Outer Joint	43T	25	23	54	95.5	64	M			
	1995.07- 2006.06			F	Hatchback Engine 4G93	839017	Outer Joint	43T	25	23	54	95.5	63.5	I			
1.8 16V GDi (92 kW)	1997.09- 2006.06			F	Saloon Engine 4G93	839017	Outer Joint	43T	25	23	54	95.5	63.5	I			
	1997.09- 2006.06	MT/AT		F	Hatchback Engine 4G93	839022	Outer Joint	43T	25	29	54	94.5	64.5	O			
	1997.09- 2006.06	MT/AT		F	Saloon Engine 4G93	839022	Outer Joint	43T	25	29	54	94.5	64.5	O			
	1997.09- 2006.06	MT/AT		F	Hatchback Engine 4G93	839024	Outer Joint	43T	25	23	54	95.5	64	M			
	1997.09- 2006.06	MT/AT		F	Saloon Engine 4G93	839024	Outer Joint	43T	25	23	54	95.5	64	M			
	1997.09- 2006.06	MT/AT		F	Hatchback Engine 4G93	839007	Outer Joint	43T	25	23	54	95	60	I			
	1997.09- 2006.06	MT/AT		F	Saloon Engine 4G93	839007	Outer Joint	43T	25	23	54	95	60	I			
	1997.09- 2006.06	MT/AT		F	Hatchback Engine 4G93	839098	Outer Joint		25	23	54	95	60	I			
	1997.09- 2006.06	MT/AT		F	Saloon Engine 4G93	839098	Outer Joint		25	23	54	95	60	I			
	1997.09- 2006.06			F	Hatchback Engine 4G93	839017	Outer Joint	43T	25	23	54	95.5	63.5	I			
1.8 GDi (90 kW)	2000.10- 2006.06			F	Hatchback Engine 4G93	839024	Outer Joint	43T	25	23	54	95.5	64	M			
	2000.10- 2006.06			F	Saloon Engine 4G93	839024	Outer Joint	43T	25	23	54	95.5	64	M			
1.9 Di-D (75 kW)	2000.09- 2006.06			F	Hatchback Engine F9Q1	839084	Outer Joint	43T	26	33	54	95	60	M			
	2000.09- 2006.06			F	Saloon Engine F9Q1	839084	Outer Joint	43T	26	33	54	95	60	M			
1.9 Di-D (85 kW)	2000.09- 2006.06			F	Hatchback Engine F9Q2	839084	Outer Joint	43T	26	33	54	95	60	M			
	2000.09- 2006.06			F	Saloon Engine F9Q2	839084	Outer Joint	43T	26	33	54	95	60	M			
1.9 TD (66 kW)	1996.10- 2000.09	MT/AT		F	Hatchback Engine F8QT	839022	Outer Joint	43T	25	29	54	94.5	64.5	O			
	1996.10- 2000.09	MT/AT		F	Saloon Engine F8QT	839022	Outer Joint	43T	25	29	54	94.5	64.5	O			
	1996.10- 2000.09			F	Saloon Engine F8QT	851014	Outer Joint		25	29	54	95	60	O			
CHALLENGER (K90)																	
2.5 TD (73 kW)	1998.11-		R	F	All-wheel Drive Closed Off-Road Vehicle Engine 4D56T	239006	Drive Shaft		28		56	154	538				
	1998.11-			F	All-wheel Drive Closed Off-Road Vehicle Engine 4D56T	839018	Outer Joint		28	25	56	154	62	M			
2.5 TD (85 kW)	2000.02- 2007.06		R	F	All-wheel Drive Closed Off-Road Vehicle Engine 4D56T	239006	Drive Shaft		28		56	154	538				
	2000.02- 2007.06			F	All-wheel Drive Closed Off-Road Vehicle Engine 4D56T	839018	Outer Joint		28	25	56	154	62	M			
2.5 TD (98 kW)	2003.08-		R	F	All-wheel Drive Closed Off-Road Vehicle Engine 4D56T	239006	Drive Shaft		28		56	154	538				
CHAMP																	
-	1980- 1983					839030	Outer Joint		25	22	50	97	57	M			
CHARADE (CU2W)																	
2.0	2001.03-	4AT/I			Engine 4G63	839143	Outer Joint	43T	25	33	57	95	60.5	I			
CHARADE (CU4W)																	
2.4	2001.03-	4AT/I			Engine 4G64	839143	Outer Joint	43T	25	33	57	95	60.5	I			
CHARADE (CU5W)																	
2.4	2004.01-	4AT/I			Engine 4G69	839143	Outer Joint	43T	25	33	57	95	60.5	I			
CHARIOT (D02W)																	
1.6	1983.01- 1986.08	MT			Engine G32B	809001	Outer Joint		25	22	50	96	57	M			
CHARIOT (D03W)																	
1.8	1983.01- 1984.05	MT/AT			Engine G62B	809001	Outer Joint		25	22	50	96	57	M			
CHARIOT (D05W)																	
1.8	1984.01- 1991.03	MT/AT			Engine G37B	809001	Outer Joint		25	22	50	96	57	M			
CHARIOT (NIMBUS) / GRANDIS																	
1.8	1986- 1991	MT/AT			D09W 4D65	839032	Outer Joint		25	23	50	95	60.5	M			
COLT																	
-	1981- 1982					839063	Outer Joint	47T	25	23	50	94.5	63.5	M			
	1985- 1987				4WD 95 AC	839033	Outer Joint		25	25	50	95	65	M			
1.2	1978- 1981					839030	Outer Joint		25	22	50	97	57	M			
1.4	1978- 1981					839030	Outer Joint		25	22	50	97	57	M			
COLT (A15_A)																	
1.2 GL (40 kW)	1978.12- 1984.01			F	Hatchback Engine 4G11	824003	Outer Joint		25	22	50	95	58	I			
	1978.12- 1984.01	MT/AT		F	Hatchback Engine 4G11	809004	Outer Joint		25	22	50	95	58	M			
1.4 GLX,GT (51 kW)	1979.05- 1984.01			F	Hatchback Engine 4G12	824003	Outer Joint		25	22	50	95	58	I			
	1979.05- 1984.01	MT/AT		F	Hatchback Engine 4G12	809004	Outer Joint		25	22	50	95	58	M			
1.4 Turbo (77 kW)	1981.09- 1984.01	MT/AT		F	Hatchback Engine 4G12T	839054	Outer Joint		25	23	50	96	59	M			
COLT (Z26A)																	
1.3 4WD	2002.11-	CVT			Engine 4G19	839177	Outer Joint		25	21	55	97	57	M			





	 YEAR	TRANSM	L/R	F/R	REMARKS	GSP Ref.	 PRODUCT	 ABS	Technical Specifications					
									A	B	C	H	L	P
MITSUBISHI														
COLT (Z28A)														
1.5	2002.11-	CVT			Engine 4G15	839177	Outer Joint		25	21	55	97	57	M
COLT II (C1_A)														
1.2 EL, GL (40 kW)	1984.02- 1986.09	MT/AT		F	Hatchback Engine 4G16	809004	Outer Joint		25	22	50	95	58	M
1.2 EL, GL (44 kW)	1986.09- 1988.04	MT/AT		F	Hatchback Engine 4G16	809004	Outer Joint		25	22	50	95	58	M
1.5 GLX (51 kW)	1985.09- 1988.04	MT/AT		F	Hatchback Engine G15B	809004	Outer Joint		25	22	50	95	58	M
	1985.09- 1988.04	MT/AT		F	Hatchback Engine G15B	839054	Outer Joint		25	23	50	96	59	M
1.5 GLX (55 kW)	1984.09- 1988.04	MT/AT		F	Hatchback Engine 4G15	809004	Outer Joint		25	22	50	95	58	M
	1984.09- 1988.04	MT/AT		F	Hatchback Engine 4G15	839054	Outer Joint		25	23	50	96	59	M
1.6 Turbo ECi (77 kW)	1986.07- 1988.04	MT/AT		F	Hatchback Engine G32BT	809004	Outer Joint		25	22	50	95	58	M
1.6 Turbo ECi (92 kW)	1984.02- 1988.04	MT/AT		F	Hatchback Engine 4G32T/C	839054	Outer Joint		25	23	50	96	59	M
1.8 GL Diesel (43 kW)	1984.02- 1986.09	MT/AT		F	Hatchback Engine 4D65	839054	Outer Joint		25	23	50	96	59	M
1.8 GL Diesel (44 kW)	1986.09- 1988.04	MT/AT		F	Hatchback Engine 4D65	839054	Outer Joint		25	23	50	96	59	M
COLT III (C5_A)														
1.3 (51 kW)	1988.04- 1992.05			F	Hatchback Engine 4G13	824003	Outer Joint		25	22	50	95	58	I
	1988.04- 1992.05	MT/AT		F	Hatchback Engine 4G13	809004	Outer Joint		25	22	50	95	58	M
1.3 12V (55 kW)	1988.04- 1992.05			F	Hatchback Engine 4G13	824003	Outer Joint		25	22	50	95	58	I
	1988.04- 1992.05	MT/AT		F	Hatchback Engine 4G13	809004	Outer Joint		25	22	50	95	58	M
1.3 GL (44 kW)	1988.04- 1990.12			F	Hatchback Engine 4G13	824003	Outer Joint		25	22	50	95	58	I
	1988.04- 1990.12	MT/AT		F	Hatchback Engine 4G13	809004	Outer Joint		25	22	50	95	58	M
1.5 (66 kW)	1990.07- 1992.05			F	Hatchback Engine 4G15	824003	Outer Joint		25	22	50	95	58	I
	1990.07- 1992.05	MT/AT		F	Hatchback Engine 4G15	809004	Outer Joint		25	22	50	95	58	M
1.5 GLXi (62 kW)	1988.04- 1992.05			F	Hatchback Engine 4G15	824003	Outer Joint		25	22	50	95	58	I
	1988.04- 1992.05	MT/AT		F	Hatchback Engine 4G15	809004	Outer Joint		25	22	50	95	58	M
1.6 GTi 16V (91 kW)	1988.04- 1990.05			F	Hatchback Engine 4G61	824009	Outer Joint		25	30	50	95	56.5	M
	1988.04- 1990.05	MT		F	Hatchback Engine 4G61	839014	Outer Joint		25	30	50	95	60.5	M
1.8 Diesel GLX (44 kW)	1988.04- 1992.05	MT/AT		F	Hatchback Engine 4D65	839014	Outer Joint		25	30	50	95	60.5	M
COLT IV														
1.3	1992.04- 1996.03	MT		F		839085	Outer Joint		25	22	54	96	60	M
COLT IV (CA_A)														
1.3 GLi 12V (55 kW)	1992.04- 1996.04			F	Hatchback Engine 4G13	815003	Outer Joint		25	22	54	95	59.8	I
	1992.04- 1996.04	MT/AT		F	Hatchback Engine 4G13	839011	Outer Joint		25	22	54	96	59	M
	1992.04- 1996.04			F	Hatchback Engine 4G13	839023	Outer Joint		25	22	54	95	60	I
1.6 (66 kW)	1994.02- 1996.04			F	Hatchback Engine 4G92	824009	Outer Joint		25	30	50	95	56.5	M
1.6 GLXi 16V (83 kW)	1992.04- 1996.04	MT		F	Hatchback Engine 4G92	815003	Outer Joint		25	22	54	95	59.8	I
	1992.04- 1996.04			F	Hatchback Engine 4G92	824009	Outer Joint		25	30	50	95	56.5	M
1.8 GTi 16V (103 kW)	1992.04- 1996.04			F	Hatchback Engine 4G93	824009	Outer Joint		25	30	50	95	56.5	M
COLT V (CJ_, CP_)														
1.3 (60 kW)	2000.09- 2003.09			F	Hatchback Engine 4G13(16V)	839008	Outer Joint	43T	25	29	54	95	58	I
1.3 GL, GLX (55 kW)	1996.05- 2000.09			F	Hatchback Engine 4G13(12V)	839008	Outer Joint	43T	25	29	54	95	58	I
1.5 (69 kW)	1995.11- 2003.09			F	Hatchback Engine 4G15(16V)	839119	Outer Joint	43T	25	21	54	95	51	I
	1995.11- 2003.09			F	Hatchback Engine 4G15(16V)	839120	Outer Joint	43T	25	22	54	94	61	I
	1995.11- 2003.09			F	Hatchback Engine 4G15(16V)	839121	Outer Joint		25	21	54	95	51	I
1.6 (76 kW)	2000.09- 2003.09	MT/AT		F	Hatchback Engine 4G92	839004	Outer Joint	43T	25	30	54	95	60	I
1.6 GLX (66 kW)	1996.05- 2000.09			F	Hatchback Engine 4G92	839004	Outer Joint	43T	25	30	54	95	60	I
COLT VI (Z3_A, Z2_A)														
1.5 Di-D (50 kW)	2004.08- 2012.06			F	Hatchback Engine OM639.939	839146	Outer Joint		25	23	53	97	61	M
1.5 Di-D (70 kW)	2004.08- 2012.06			F	Hatchback Engine OM639.939	839146	Outer Joint		25	23	53	97	61	M
CORDIA														
-	1983-					839030	Outer Joint		25	22	50	97	57	M
	1984- 1988				95 AC	839033	Outer Joint		25	25	50	95	65	M
CORDIA (A212)														
1.6	1982.01- 1988.01	MT/AT			Engine G32B	809001	Outer Joint		25	22	50	96	57	M
CORDIA (A213)														
1.8	1984.01- 1987.01	MT/AT			Engine G62B TBO	809001	Outer Joint		25	22	50	96	57	M
CORDIA (A21_A, AB)														
1.6 GSL (55 kW)	1982.10- 1986.12			F	Coupe Engine 4G32	824003	Outer Joint		25	22	50	95	58	I
	1982.10- 1986.12	MT/AT		F	Coupe Engine 4G32	809004	Outer Joint		25	22	50	95	58	M
1.6 Turbo (84 kW)	1982.10- 1985.05	MT/AT		F	Coupe Engine 4G32T	839054	Outer Joint		25	23	50	96	59	M
1.6 Turbo (85 kW)	1983.07- 1985.05	MT/AT		F	Coupe Engine 4G32T	839054	Outer Joint		25	23	50	96	59	M
1.8 GSL (66 kW)	1986.10- 1986.12	MT/AT		F	Coupe Engine 4G37	839054	Outer Joint		25	23	50	96	59	M
	1986.10- 1986.12			F	Coupe Engine 4G37	839034	Outer Joint		25	25	50	94.5	65	M
1.8 Turbo ECi (100 kW)	1984.10- 1986.12	MT/AT		F	Coupe Engine 4G62T	839054	Outer Joint		25	23	50	96	59	M





	 YEAR	TRANSM	L/R	F/R	REMARKS	GSP Ref.	 PRODUCT	 ABS	Technical Specifications									
									A	B	C	H	L	P				
MITSUBISHI CORDIA (SE SX)																		
1.8	1982.01- 1984.01	MT/AT			Engine G62B	809001	Outer Joint		25	22	50	96	57	M				
DEBONAIR (S11A)																		
2.0	1986.08- 1991.04	AT			Engine 6G71	839026	Outer Joint		25	26	50	95	64.5	M				
DEBONAIR (S12A)																		
3.0	1986.07- 1992.07	AT			Engine 6G72	839026	Outer Joint		25	26	50	95	64.5	M				
DEBONAIR (S22A)																		
3.0	1992.08- 1995.08	AT			Engine 6G72	839012	Outer Joint		27	26	60	97	68.5	M				
DEBONAIR (S27A)																		
3.5	1992.08- 1995.08	AT			Engine 6G74	839012	Outer Joint		27	26	60	97	68.5	M				
DIAMANTE																		
-	1992-					624042	Inner Joint		25	26	35	62.8	100					
DIAMANTE (F13A)																		
2.5	1991.10- 1995.01	MT&AT			Engine 6G73	839012	Outer Joint		27	26	60	97	68.5	M				
DIAMANTE (F15A)																		
2.5 4WS	1990.05- 1993.11	AT			Engine 6G73	839012	Outer Joint		27	26	60	97	68.5	M				
DIAMANTE (F25A)																		
2.5 4WD	1990.05- 1995.01	AT			Engine 6G73	839025	Outer Joint		27	25	60	97	68.5	M				
DIAMANTE (F27A)																		
3.0 4WD	1990.05- 1995.01	AT			Engine 6G72	839025	Outer Joint		27	25	60	97	68.5	M				
ECLIPSE																		
-	1996-					839046	Outer Joint		25	25	54	95.5	63.5	I				
2.4	1996- 1999					839041	Outer Joint		25	25	54	95.5	65	M				
	1996- 1999					839078	Outer Joint	43T	25	25	54	95.5	63.5	I				
ECLIPSE (D22A)																		
2.0	1989.09- 1995.06	MT/AT			Engine 4G63	839214	Outer Joint		25	23	54	96	59	M				
ECLIPSE (D2_A)																		
2.0 i 16V (110 kW)	1991.04- 1995.11			F	Coupe Engine 4G63	839034	Outer Joint		25	25	50	94.5	65	M				
	1991.04- 1995.11	MT/AT		F	Coupe Engine 4G63	839002	Outer Joint		25	23	54	96	60	M				
2.0 i 16V 4WD (110 kW)	1991.04- 1995.11	MT/AT		F	All-wheel Drive Coupe Engine 4G63	839002	Outer Joint		25	23	54	96	60	M				
ECLIPSE II (D3_A)																		
2.0 GS 16V (107 kW)	1995.12- 1999.04			F	Coupe Engine 4G63	839017	Outer Joint	43T	25	23	54	95.5	63.5	I				
	1995.12- 1999.04			F	Coupe Engine 4G63	839035	Outer Joint		25	23	54	95.5	61	M				
2.0 GT 16V (157 kW)	1995.12- 1999.04			F	Coupe	839097	Outer Joint		25	25	54	96	64.5	I				
	1995.12- 1999.04			F	Coupe	839035	Outer Joint		25	23	54	95.5	61	M				
2.4 GS 16V (105 kW)	1998.09- 1999.04			F	Coupe Engine 4G61	839035	Outer Joint		25	23	54	95.5	61	M				
EMERAUDE / GALANT / ETERNA (E52A)																		
1.8	1992.05- 1996.10	MT/AT			Engine 4G91	839214	Outer Joint		25	23	54	96	59	M				
EMERAUDE / GALANT / ETERNA (E53A)																		
1.8	1992.05- 1996.10	MT/AT			Engine 6A11	839214	Outer Joint		25	23	54	96	59	M				
EMERAUDE / GALANT / ETERNA (E54A)																		
2.0	1992.05- 1996.10	MT/AT			Engine 6A12	839214	Outer Joint		25	23	54	96	59	M				
EMERAUDE / GALANT / ETERNA (E57A)																		
2.0	1992.05- 1996.10	MT/AT			Engine 4D68	839079	Outer Joint		25	24	54	96	59	M				
EMERAUDE / GALANT / ETERNA (E64A)																		
2.0	1992.05- 1996.10	MT/AT			Engine 6A12 4WS	839214	Outer Joint		25	23	54	96	59	M				
EMERAUDE / GALANT / ETERNA (E72A)																		
1.8 4WD	1992.05- 1996.10	MT/AT			Engine 4G93	839064	Outer Joint	43T	25	30	54	95	60.5	M				
EMERAUDE / GALANT / ETERNA (E74A)																		
2.0 4WD	1993.02- 1996.10	MT			Engine 6A12	839064	Outer Joint	43T	25	30	54	95	60.5	M				
EMERAUDE / GALANT / ETERNA (E77A)																		
2.0 4WD	1992.05- 1996.10	MT/AT			Engine 4D68	839064	Outer Joint	43T	25	30	54	95	60.5	M				
EMERAUDE / GALANT / ETERNA (E84A)																		
2.0 4WD	1992.05- 1996.10	MT			Engine 6A12	839064	Outer Joint	43T	25	30	54	95	60.5	M				
ETERNA																		
2.0		MT/AT				639003	Inner Joint		25	23	35	62.8	95.5					
	1992-	MT			E55A	639010	Inner Joint		25	24	35	62.8	92.5					
	1996-	MT				639028	Inner Joint		25	23	41	62.5	90.5					
EXCEL																		
-						639001	Inner Joint		25	22	35	55	91					
	1986- 1993					839030	Outer Joint		25	22	50	97	57	M				





	 YEAR	TRANSM	L/R	F/R	REMARKS	GSP Ref.	 PRODUCT	 ABS	Technical Specifications										
									A	B	C	H	L	P					
mitsubishi																			
EXPO																			
2.4	1992- 1996					839041	Outer Joint		25	25	54	95.5	65	M					
EXPO LRV																			
2.4	1992- 1996					839041	Outer Joint		25	25	54	95.5	65	M					
GALAN FORTIS (CY4A)																			
2.0	2007.08-	CVT&5MT			Engine 4B11	839178	Outer Joint		28	33	59.6	94.5	61.5	I					
2.0 4WD	2007.08-	CVT			Engine 4B11	839178	Outer Joint		28	33	59.6	94.5	61.5	I					
GALANT																			
-	1985- 1988				4 Cyl	839063	Outer Joint	47T	25	23	50	94.5	63.5	M					
1.8 TD/2.0	1984- 1988					639003	Inner Joint		25	23	35	62.8	95.5						
2.0	1992-	MT			E55A	639010	Inner Joint		25	24	35	62.8	92.5						
	1996-	MT				639028	Inner Joint		25	23	41	62.5	90.5						
	1997-					639013	Inner Joint		25	23	41	62.5	87.5						
2.4 SOHC	1994- 1996					839046	Outer Joint		25	25	54	95.5	63.5	I					
2.4/2.5	1994- 1998					839041	Outer Joint		25	25	54	95.5	65	M					
	1994- 1998					839078	Outer Joint	43T	25	25	54	95.5	63.5	I					
3.0 V6	1985- 1987					839033	Outer Joint		25	25	50	95	65	M					
GALANT / ETERNA																			
1.6	1984- 1987	MT/AT				639002	Inner Joint		25	23	35	62.8	95.5						
1.8	1984- 1987	MT/AT				639002	Inner Joint		25	23	35	62.8	95.5						
GALANT / ETERNA (E11A)																			
1.6	1984.02- 1987.09	MT			Engine G32B	809001	Outer Joint		25	22	50	96	57	M					
GALANT / ETERNA (E12A)																			
1.8	1983.08- 1989.04	MT/AT			Engine G37B	809001	Outer Joint		25	22	50	96	57	M					
	1986.01- 1989.04	4AT			Engine G37B	809001	Outer Joint		25	22	50	96	57	M					
GALANT / ETERNA (E17A)																			
2.0	1986.10- 1990.12	MT/AT			Engine 6G71	839026	Outer Joint		25	26	50	95	64.5	M					
GALANT / ETERNA (E18A)																			
3.0	1989.05- 1990.11	AT			Engine 6G72	839026	Outer Joint		25	26	50	95	64.5	M					
GALANT / ETERNA (E31A)																			
1.6	1987.08- 1992.09	MT/AT			Engine 4G32	809001	Outer Joint		25	22	50	96	57	M					
GALANT / ETERNA (E32A)																			
1.8	1987.08- 1992.09	MT/AT			Engine 4G37 ECI	839214	Outer Joint		25	23	54	96	59	M					
GALANT / ETERNA (E33A)																			
2.0	1987.08- 1992.09	MT/AT			Engine 4G63	839214	Outer Joint		25	23	54	96	59	M					
GALANT / ETERNA (E34A)																			
1.8	1988.02- 1992.09	MT			Engine 4D65 TBO	839214	Outer Joint		25	23	54	96	59	M					
GALANT / ETERNA (E35A)																			
1.8	1989.04- 1992.09	MT/AT			Engine 4G67	839214	Outer Joint		25	23	54	96	59	M					
GALANT III (E1_A)																			
1.6 GLX (55 kW)	1984.06- 1990.04			F	Saloon Engine 4G32	824003	Outer Joint		25	22	50	95	58	I					
	1984.06- 1990.04	MT/AT		F	Saloon Engine 4G32	809004	Outer Joint		25	22	50	95	58	M					
1.8 Turbo-D (60 kW)	1984.06- 1990.04	MT/AT		F	Saloon Engine 4D65T	839054	Outer Joint		25	23	50	96	59	M					
2.0 GLS (66 kW)	1986.06- 1990.04	MT/AT		F	Saloon Engine G63B	809002	Outer Joint		25	23	50	94.5	63.5	M					
2.0 GLS (75 kW)	1984.06- 1990.04	MT/AT		F	Saloon Engine 4G63(SOHC8V)	809002	Outer Joint		25	23	50	94.5	63.5	M					
2.0 Turbo ECi (110 kW)	1984.06- 1990.04	MT/AT		F	Saloon Engine 4G63T(SOHC8V)	839054	Outer Joint		25	23	50	96	59	M					
	1984.06- 1990.04			F	Saloon Engine 4G63T(SOHC8V)	839034	Outer Joint		25	25	50	94.5	65	M					
	1984.06- 1990.04	MT/AT		F	Saloon Engine 4G63T(SOHC8V)	809003	Outer Joint		25	25	50	95	64.5	M					
2.4 GLS (82 kW)	1985.07- 1990.04	MT/AT		F	Saloon Engine G64B	839054	Outer Joint		25	23	50	96	59	M					
	1985.07- 1990.04			F	Saloon Engine G64B	839034	Outer Joint		25	25	50	94.5	65	M					
GALANT IV																			
1.8	1988.03- 1993.02	MT/AT		F	E32A	839085	Outer Joint		25	22	54	96	60	M					
GALANT IV (E3_A)																			
1.8 (63 kW)	1987.11- 1990.08			F	Saloon Engine 4G37	815003	Outer Joint		25	22	54	95	59.8	I					
	1987.11- 1990.08	MT/AT		F	Saloon Engine 4G37	839011	Outer Joint		25	22	54	96	59	M					
	1987.11- 1990.08			F	Saloon Engine 4G37	839035	Outer Joint		25	23	54	95.5	61	M					
1.8 (66 kW)	1987.11- 1992.10			F	Saloon Engine 4G37	815003	Outer Joint		25	22	54	95	59.8	I					
	1987.11- 1992.10	MT/AT		F	Saloon Engine 4G37	839011	Outer Joint		25	22	54	96	59	M					
	1987.11- 1992.10			F	Saloon Engine 4G37	839035	Outer Joint		25	23	54	95.5	61	M					
	1987.11- 1992.10	MT/AT		F	Saloon Engine 4G37	839002	Outer Joint		25	23	54	96	60	M					
	1988.11- 1992.10			F	Hatchback Engine 4G37	815003	Outer Joint		25	22	54	95	59.8	I					
1988.11- 1992.10	MT/AT		F	Hatchback Engine 4G37	839011	Outer Joint		25	22	54	96	59	M						





	 YEAR	TRANSM	L/R	F/R	REMARKS	GSP Ref.	 PRODUCT	 ABS	Technical Specifications						
									A	B	C	H	L	P	
MITSUBISHI GALANT IV (E3_A)															
1.8 (66 kW)	1988.11- 1992.10			F	Hatchback Engine 4G37	839035	Outer Joint		25	23	54	95.5	61	M	
	1988.11- 1992.10	MT/AT		F	Hatchback Engine 4G37	839002	Outer Joint		25	23	54	96	60	M	
1.8 Turbo-D (55 kW)	1987.12- 1992.10			F	Saloon Engine 4D65T	839035	Outer Joint		25	23	54	95.5	61	M	
	1987.12- 1992.10	MT/AT		F	Saloon Engine 4D65T	839002	Outer Joint		25	23	54	96	60	M	
	1988.11- 1992.10			F	Hatchback Engine 4D65T	839035	Outer Joint		25	23	54	95.5	61	M	
	1988.11- 1992.10	MT/AT		F	Hatchback Engine 4D65T	839002	Outer Joint		25	23	54	96	60	M	
2.0 (80 kW)	1987.11- 1992.10			F	Saloon Engine 4G63(SOHC8V)	839035	Outer Joint		25	23	54	95.5	61	M	
	1987.11- 1992.10	MT		F	Saloon Engine 4G63(SOHC8V)	839002	Outer Joint		25	23	54	96	60	M	
	1987.11- 1992.10	MT		F	Saloon Engine 4G63(SOHC8V)	839036	Outer Joint		25	23	54	96	64.5	M	
	1989.04- 1992.10			F	Hatchback Engine 4G63(SOHC8V)	839035	Outer Joint		25	23	54	95.5	61	M	
	1989.04- 1992.10	MT		F	Hatchback Engine 4G63(SOHC8V)	839002	Outer Joint		25	23	54	96	60	M	
	1989.04- 1992.10	MT		F	Hatchback Engine 4G63(SOHC8V)	839036	Outer Joint		25	23	54	96	64.5	M	
2.0 4WD (80 kW)	1988.12- 1992.10			F	All-wheel Drive Saloon Engine 4G63(SOHC8V)	839035	Outer Joint		25	23	54	95.5	61	M	
	1988.12- 1992.10	MT		F	All-wheel Drive Saloon Engine 4G63(SOHC8V)	839002	Outer Joint		25	23	54	96	60	M	
	1988.12- 1992.10	MT		F	All-wheel Drive Saloon Engine 4G63(SOHC8V)	839009	Outer Joint		25	30	54	95	60.5	M	
	1988.12- 1992.10			F	All-wheel Drive Saloon Engine 4G63(SOHC8V)	839010	Outer Joint		25	30	54	96	60	M	
	1989.04- 1992.10			F	All-wheel Drive Hatchback Engine 4G63(SOHC8V)	839035	Outer Joint		25	23	54	95.5	61	M	
	1989.04- 1992.10	MT		F	All-wheel Drive Hatchback Engine 4G63(SOHC8V)	839002	Outer Joint		25	23	54	96	60	M	
	1989.04- 1992.10			F	All-wheel Drive Hatchback Engine 4G63(SOHC8V)	824009	Outer Joint		25	30	50	95	56.5	M	
	1989.04- 1992.10	MT		F	All-wheel Drive Hatchback Engine 4G63(SOHC8V)	839009	Outer Joint		25	30	54	95	60.5	M	
2.0 GTi 16V (106 kW)	1987.11- 1992.10			F	Saloon Engine 4G63	839095	Outer Joint		25	30	54	95	60	M	
	1987.11- 1992.10	MT/AT		F	Saloon Engine 4G63	839036	Outer Joint		25	23	54	96	64.5	M	
	1987.11- 1992.10	MT/AT		F	Saloon Engine 4G63	839002	Outer Joint		25	23	54	96	60	M	
	1988.11- 1992.10	MT/AT		F	Hatchback Engine 4G63	839036	Outer Joint		25	23	54	96	64.5	M	
	1988.11- 1992.10	MT/AT		F	Hatchback Engine 4G63	839002	Outer Joint		25	23	54	96	60	M	
2.0 GTi 16V (107 kW)	1988.11- 1992.10	MT/AT		F	Hatchback Engine 4G63	839036	Outer Joint		25	23	54	96	64.5	M	
	1988.11- 1992.10	MT/AT		F	Saloon Engine 4G63	839036	Outer Joint		25	23	54	96	64.5	M	
	1988.11- 1992.10	MT/AT		F	Hatchback Engine 4G63	839002	Outer Joint		25	23	54	96	60	M	
	1988.11- 1992.10	MT/AT		F	Saloon Engine 4G63	839002	Outer Joint		25	23	54	96	60	M	
2.0 GTi 16V 4WD (106 kW)	1988.06- 1992.10			F	All-wheel Drive Saloon Engine 4G63	839035	Outer Joint		25	23	54	95.5	61	M	
	1988.06- 1992.10	MT/AT		F	All-wheel Drive Saloon Engine 4G63	839036	Outer Joint		25	23	54	96	64.5	M	
	1988.06- 1992.10	MT/AT		F	All-wheel Drive Saloon Engine 4G63	839002	Outer Joint		25	23	54	96	60	M	
	1988.06- 1992.10			F	All-wheel Drive Saloon Engine 4G63	839010	Outer Joint		25	30	54	96	60	M	
2.0 GTi 16V 4WD CAT(110 kW)	1991.09- 1992.10			F	All-wheel Drive Saloon Engine 4G63	839035	Outer Joint		25	23	54	95.5	61	M	
	1991.09- 1992.10	MT/AT		F	All-wheel Drive Saloon Engine 4G63	839036	Outer Joint		25	23	54	96	64.5	M	
	1991.09- 1992.10	MT/AT		F	All-wheel Drive Saloon Engine 4G63	839002	Outer Joint		25	23	54	96	60	M	
	1991.09- 1992.10			F	All-wheel Drive Saloon Engine 4G63	839010	Outer Joint		25	30	54	96	60	M	
2.0 GTi 16V 4x4 (106 kW)	1989.07- 1992.12			F	All-wheel Drive Hatchback Engine 4G63	839035	Outer Joint		25	23	54	95.5	61	M	
	1989.07- 1992.12	MT/AT		F	All-wheel Drive Hatchback Engine 4G63	839036	Outer Joint		25	23	54	96	64.5	M	
	1989.07- 1992.12	MT/AT		F	All-wheel Drive Hatchback Engine 4G63	839002	Outer Joint		25	23	54	96	60	M	
	1989.07- 1992.12			F	All-wheel Drive Hatchback Engine 4G63	839010	Outer Joint		25	30	54	96	60	M	
GALANT V (E5_A, E7_A, E8_A)															
1.8 (85 kW)	1994.02- 1996.08			F	Hatchback Engine 4G93	839095	Outer Joint		25	30	54	95	60	M	
	1994.02- 1996.08			F	Hatchback Engine 4G93	839035	Outer Joint		25	23	54	95.5	61	M	
	1994.02- 1996.08			F	Saloon Engine 4G93	839035	Outer Joint		25	23	54	95.5	61	M	
	1994.02- 1996.08	MT/AT		F	Hatchback Engine 4G93	839002	Outer Joint		25	23	54	96	60	M	
	1994.02- 1996.08	MT/AT		F	Saloon Engine 4G93	839002	Outer Joint		25	23	54	96	60	M	
1.8 GLSi (93 kW)	1992.11- 1996.08	MT/AT		F	Hatchback Engine 4G93(GDI)	839002	Outer Joint		25	23	54	96	60	M	
	1992.11- 1996.08	MT/AT		F	Saloon Engine 4G93(GDI)	839002	Outer Joint		25	23	54	96	60	M	
2.0 GLS TD (66 kW)	1992.11- 1996.08			F	Hatchback Engine 4D68T	839035	Outer Joint		25	23	54	95.5	61	M	
	1992.11- 1996.08			F	Hatchback Engine 4D68T	839019	Outer Joint		25	24	54	94.5	62	M	
	1992.11- 1996.08			F	Saloon Engine 4D68T	839019	Outer Joint		25	24	54	94.5	62	M	
2.0 GLSi (101 kW)	1992.11- 1996.08			F	Hatchback Engine 4G63(SOHC8V)	839089	Outer Joint		25	24	54	95.5	61	M	
	1992.11- 1996.08			F	Saloon Engine 4G63(SOHC8V)	839089	Outer Joint		25	24	54	95.5	61	M	
	1992.11- 1996.08	MT/AT		F	Hatchback Engine 4G63(SOHC8V)	839019	Outer Joint		25	24	54	94.5	62	M	
	1992.11- 1996.08	MT/AT		F	Saloon Engine 4G63(SOHC8V)	839019	Outer Joint		25	24	54	94.5	62	M	
2.0 GLSi 4WD (101 kW)	1992.11- 1996.08			F	All-wheel Drive Hatchback Engine 4G63(SOHC8V)	839035	Outer Joint		25	23	54	95.5	61	M	
	1992.11- 1996.08			F	All-wheel Drive Saloon Engine 4G63(SOHC8V)	839035	Outer Joint		25	23	54	95.5	61	M	
	1992.11- 1996.08	MT/AT		F	All-wheel Drive Hatchback Engine 4G63(SOHC8V)	839019	Outer Joint		25	24	54	94.5	62	M	
	1992.11- 1996.08	MT/AT		F	All-wheel Drive Saloon Engine 4G63(SOHC8V)	839019	Outer Joint		25	24	54	94.5	62	M	





	 YEAR	TRANSM	L/R	F/R	REMARKS	GSP Ref.	 PRODUCT	 ABS	Technical Specifications								
									A	B	C	H	L	P			
MITSUBISHI																	
GALANT V (E5_A, E7_A, E8_A)																	
2.0 V6-24 (110 kW)	1992.11- 1996.08			F	Hatchback Engine 6A12	839017	Outer Joint	43T	25	23	54	95.5	63.5	I			
	1992.11- 1996.08			F	Saloon Engine 6A12	839017	Outer Joint	43T	25	23	54	95.5	63.5	I			
	1992.11- 1996.08			F	Hatchback Engine 6A12	839035	Outer Joint		25	23	54	95.5	61	M			
	1992.11- 1996.08			F	Saloon Engine 6A12	839035	Outer Joint		25	23	54	95.5	61	M			
	1992.11- 1996.08	MT/AT		F	Hatchback Engine 6A12	839016	Outer Joint		25	23	54	95.5	63.5	I			
	1992.11- 1996.08	MT/AT		F	Saloon Engine 6A12	839016	Outer Joint		25	23	54	95.5	63.5	I			
	1992.11- 1996.08	MT/AT		F	Hatchback Engine 6A12	839002	Outer Joint		25	23	54	96	60	M			
1992.11- 1996.08	MT/AT		F	Saloon Engine 6A12	839002	Outer Joint		25	23	54	96	60	M				
GALANT V (E5_A, E7_A, E8_A)																	
2.0 GLSi 4WD (101 kW)	1992.11- 1996	MT/AT			E55A / E75A	839020	Outer Joint	43T	25	24	54	94.5	62	M			
GALANT VI (EA_)																	
2.0 (100 kW)	1996.09- 2000.09			F	Estate Engine 4G63(SOHC16V)	839005	Outer Joint	43T	25	33	54	95.5	65	I			
	1996.09- 2000.09			F	Saloon Engine 4G63(SOHC16V)	839005	Outer Joint	43T	25	33	54	95.5	65	I			
2.0 (98 kW)	2000.09- 2003.10	5MT		F	Estate Engine 4G63(SOHC16V)	839005	Outer Joint	43T	25	33	54	95.5	65	I			
	2000.09- 2004.10	5MT		F	Saloon Engine 4G63(SOHC16V)	839005	Outer Joint	43T	25	33	54	95.5	65	I			
2.4 GDi (106 kW)	2000.09- 2003.10	MT/AT		F	Estate Engine 4G64	839005	Outer Joint	43T	25	33	54	95.5	65	I			
	2000.09- 2004.10	MT/AT		F	Saloon Engine 4G64	839005	Outer Joint	43T	25	33	54	95.5	65	I			
2.4 GDi (110 kW)	1999.02- 2003.10			F	Estate Engine 4G64	839005	Outer Joint	43T	25	33	54	95.5	65	I			
	1999.02- 2000.09			F	Saloon Engine 4G64	839005	Outer Joint	43T	25	33	54	95.5	65	I			
2.5 V6 24V (118 kW)	2000.09- 2003.10	MT/AT		F	Estate Engine 6A13	839005	Outer Joint	43T	25	33	54	95.5	65	I			
	2000.09- 2004.10			F	Saloon Engine 6A13	839005	Outer Joint	43T	25	33	54	95.5	65	I			
2.5 V6 24V (120 kW)	1996.09- 2000.09			F	Estate Engine 6A13	839005	Outer Joint	43T	25	33	54	95.5	65	I			
	1996.09- 2000.09			F	Saloon Engine 6A13	839005	Outer Joint	43T	25	33	54	95.5	65	I			
GRANDIS (NA4W)																	
2.4	2003-	AT/MT			Engine 4G69	839161	Outer Joint		28	26	60	89	63	M			
GRANDIS (NA_W)																	
2.4 (121 kW)	2004.04- 2007.09			F	MPV Engine 4G69	839134	Outer Joint		28	26	60	89	63	M			
	2004.04- 2007.09			F	MPV Engine 4G69	839135	Outer Joint		28	33	60	89	63	M			
L 200 (K7_T, K6_T)																	
2.4 4WD (97 kW)	1996.06- 2007.12		R	F	All-wheel Drive Pickup Engine 4G64(SOHC16V)	239006	Drive Shaft		28		56	154	538				
	1996.06- 2007.12		L	F	All-wheel Drive Pickup Engine 4G64(SOHC16V)	239007	Drive Shaft		28	25	56	154	616				
2.5 TD 4WD (73 kW)	1996.06- 2007.12	5MT	R	F	All-wheel Drive Pickup Engine 4D56TD	239006	Drive Shaft		28		56	154	538				
	1996.06- 2007.12	5MT	L	F	All-wheel Drive Pickup Engine 4D56TD	239007	Drive Shaft		28	25	56	154	616				
L 200 (KB_T, KA_T)																	
2.5 Di-D 4WD (100 kW)	2005.11-		L	F	All-wheel Drive Pickup Engine 4D56HP	239163	Drive Shaft	47T	30	28	69	98	594				
	2005.11-		R	F	All-wheel Drive Pickup Engine 4D56HP	239164	Drive Shaft	47T	30		69	98	492				
2.5 Di-D 4WD (123 kW)	2007.10-		L	F	All-wheel Drive Pickup Engine 4D56HP	239163	Drive Shaft	47T	30	28	69	98	594				
	2007.10-		R	F	All-wheel Drive Pickup Engine 4D56HP	239164	Drive Shaft	47T	30		69	98	492				
L200/TRITON																	
-			R			239164	Drive Shaft	47T	30		69	98	492				
			L			239163	Drive Shaft	47T	30	28	69	98	594				
	2008.06-		R			239104	Drive Shaft		30		69	98	492				
	2008.06-		L			239105	Drive Shaft		30	28	69	98	594				
LANCER																	
-	1983- 1986					839030	Outer Joint		25	22	50	97	57	M			
	2001-					839048	Outer Joint		25	23	57	94.5	60	I			
	2002- 2003					839082	Outer Joint		25	29	57	94.5	60	I			
	2007-				CY2A	815011	Outer Joint		28	30	59.5	95	57.5	I			
	2007-				CY3A/CY4A	839113	Outer Joint		28	33	59.5	95	61.5	I			
1.3	1987- 1991	MT/AT			C61 4G13	639025	Inner Joint		25	22	35	54.7	90.8				
	1992-					639009	Inner Joint		25	22	35	54.7	90.8				
1.5	1987- 1991	MT/AT			C62 4G15	639025	Inner Joint		25	22	35	54.7	90.8				
1.6		MT			GLXI CB4A	839039	Outer Joint		25	23	54	96	60	I			
1.8	1987- 1991	MT/AT			C64 4G65	639025	Inner Joint		25	22	35	54.7	90.8				
LANCER (A17_)																	
1.4 GLX (50 kW)	1979.09- 1983.02	MT/AT		R	Saloon Engine 4G12	809004	Outer Joint		25	22	50	95	58	M			
1.6 (60 kW)	1979.09- 1983.02	MT		R	Saloon Engine 4G32GS	839054	Outer Joint		25	23	50	96	59	M			
1.6 (62 kW)	1981.01- 1983.02	MT		R	Saloon Engine 4G32GS	839054	Outer Joint		25	23	50	96	59	M			
LANCER (CK1A, CK2A)																	
1.3	1995- 1997					639029	Inner Joint		25	22	41	62.5	90.5				
1.5	1995- 1997					639029	Inner Joint		25	22	41	62.5	90.5				





	 YEAR	TRANSM	L/R	F/R	REMARKS	GSP Ref.	 PRODUCT	 ABS	Technical Specifications									
									A	B	C	H	L	P				
mitsubishi LANCER / COLT																		
1.3	1992-				4G15,CA2A,CA1A	615005	Inner Joint		25	22	35	54.7	90.8					
LANCER CEDIA (CS1A)																		
1.3	2000.03- 2002.12	MT/AT			Engine 4G13	839059	Outer Joint		25	29	57	95	58	M				
LANCER CEDIA (CS2A)																		
1.5	2000.05-	5MT			Engine 4G15	839141	Outer Joint	43T	25	22	57	95	60.5	M				
	2000.05-	CVT			Engine 4G15	839141	Outer Joint	43T	25	22	57	95	60.5	M				
1.5 4WD	2000.07-	CVT			Engine 4G15	839176	Outer Joint	43T	25	29	57	95	58	M				
LANCER CEDIA (CS5A)																		
1.8	2000.05-	CVT			Engine 4G93	839114	Outer Joint	43T	25	23	57	95	60.5	M				
1.8 4WD	2000.07-	CVT			Engine 4G93	839142	Outer Joint	43T	25	30	57	95	60.5	M				
LANCER CEDIA WAGON (CS2W)																		
1.5	2001.05-	CVT			Engine 4G15	839141	Outer Joint	43T	25	22	57	95	60.5	M				
LANCER CEDIA WAGON (CS5W)																		
1.8	2000.11-	CVT			Engine 4G93	839114	Outer Joint	43T	25	23	57	95	60.5	M				
	2001.05-	4AT			Engine 4G93 TBO	839176	Outer Joint	43T	25	29	57	95	58	M				
1.8 4WD	2000.11-	CVT			Engine 4G93	839142	Outer Joint	43T	25	30	57	95	60.5	M				
LANCER F II (A17_)																		
1.2 GLX (40 kW)	1983.03- 1984.01			F	Saloon Engine 4G11	824003	Outer Joint		25	22	50	95	58	I				
	1983.03- 1984.01	MT/AT		F	Saloon Engine 4G11	809004	Outer Joint		25	22	50	95	58	M				
1.4 GLX (51 kW)	1983.03- 1984.01			F	Saloon Engine 4G12	824003	Outer Joint		25	22	50	95	58	I				
	1983.03- 1984.01	MT/AT		F	Saloon Engine 4G12	809004	Outer Joint		25	22	50	95	58	M				
1.4 Turbo (77 kW)	1983.03- 1984.01	MT/AT		F	Saloon Engine 4G12T	839054	Outer Joint		25	23	50	96	59	M				
LANCER III (C1_A, C6_A)																		
1.2 (44 kW)	1986.08- 1988.04	MT/AT		F	Saloon Engine 4G16	809004	Outer Joint		25	22	50	95	58	M				
1.2 GL (40 kW)	1984.01- 1986.10	MT/AT		F	Saloon Engine 4G16	809004	Outer Joint		25	22	50	95	58	M				
1.5 GLX (51 kW)	1985.06- 1988.04			F	Saloon Engine G15B	824009	Outer Joint		25	30	50	95	56.5	M				
	1985.06- 1988.04	MT/AT		F	Saloon Engine G15B	809004	Outer Joint		25	22	50	95	58	M				
1.5 GLX (55 kW)	1983.11- 1988.04	MT/AT		F	Saloon Engine 4G15	809004	Outer Joint		25	22	50	95	58	M				
1.8 Diesel (43 kW)	1984.01- 1986.09	MT/AT		F	Saloon Engine 4D65	839054	Outer Joint		25	23	50	96	59	M				
1.8 Diesel (44 kW)	1986.09- 1988.04	MT/AT		F	Saloon Engine 4D65	839054	Outer Joint		25	23	50	96	59	M				
LANCER III (C1_V, C3_V)																		
1.5 (51 kW)	1985.09- 1989.08	MT/AT		F	Estate Engine G15B	809004	Outer Joint		25	22	50	95	58	M				
1.5 (55 kW)	1985.09- 1987.12	MT/AT		F	Estate Engine 4G15	809004	Outer Joint		25	22	50	95	58	M				
1.5 (61 kW)	1988.09- 1990.12	MT/AT		F	Estate Engine 4G15	809004	Outer Joint		25	22	50	95	58	M				
1.5 12V (66 kW)	1990.09- 1991.12	MT/AT		F	Estate Engine 4G15	809004	Outer Joint		25	22	50	95	58	M				
1.8 4WD (61 kW)	1987.01- 1989.08	MT/AT		F	All-wheel Drive Estate Engine G37B	839054	Outer Joint		25	23	50	96	59	M				
	1987.01- 1989.08			F	All-wheel Drive Estate Engine G37B	824003	Outer Joint		25	22	50	95	58	I				
1.8 4WD (63 kW)	1989.03- 1990.12	MT/AT		F	All-wheel Drive Estate Engine 4G37	839054	Outer Joint		25	23	50	96	59	M				
	1989.03- 1990.12			F	All-wheel Drive Estate Engine 4G37	824003	Outer Joint		25	22	50	95	58	I				
1.8 4WD (66 kW)	1987.01- 1987.12			F	All-wheel Drive Estate Engine 4G37	824003	Outer Joint		25	22	50	95	58	I				
	1987.01- 1987.12	MT/AT		F	All-wheel Drive Estate Engine 4G37	809004	Outer Joint		25	22	50	95	58	M				
1.8 4WD (69 kW)	1990.08- 1992.06			F	All-wheel Drive Estate Engine 4G37	824003	Outer Joint		25	22	50	95	58	I				
	1990.08- 1992.06	MT/AT		F	All-wheel Drive Estate Engine 4G37	809004	Outer Joint		25	22	50	95	58	M				
1.8 D (43 kW)	1985.09- 1986.09	MT/AT		F	Estate Engine 4D65	839054	Outer Joint		25	23	50	96	59	M				
	1985.09- 1986.09			F	Estate Engine 4D65	824009	Outer Joint		25	30	50	95	56.5	M				
1.8 D (44 kW)	1986.08- 1992.06	MT/AT		F	Estate Engine 4D65	839054	Outer Joint		25	23	50	96	59	M				
	1986.08- 1992.06			F	Estate Engine 4D65	824009	Outer Joint		25	30	50	95	56.5	M				
LANCER IV (C6_A)																		
1.3 (44 kW)	1988.04- 1992.05			F	Saloon Engine 4G13	824003	Outer Joint		25	22	50	95	58	I				
	1988.04- 1992.05	MT/AT		F	Saloon Engine 4G13	809004	Outer Joint		25	22	50	95	58	M				
1.3 (51 kW)	1988.08- 1992.05			F	Saloon Engine G13B	824003	Outer Joint		25	22	50	95	58	I				
	1988.08- 1992.05	MT/AT		F	Saloon Engine G13B	809004	Outer Joint		25	22	50	95	58	M				
1.3 12V (55 kW)	1990.07- 1992.06			F	Saloon Engine 4G13	824003	Outer Joint		25	22	50	95	58	I				
	1990.07- 1992.06	MT/AT		F	Saloon Engine 4G13	809004	Outer Joint		25	22	50	95	58	M				
1.5 (62 kW)	1988.04- 1992.05			F	Saloon Engine 4G15	824003	Outer Joint		25	22	50	95	58	I				
	1988.04- 1992.05	MT/AT		F	Saloon Engine 4G15	809004	Outer Joint		25	22	50	95	58	M				
1.5 12V (66 kW)	1989.05- 1992.05			F	Saloon Engine 4G15	824003	Outer Joint		25	22	50	95	58	I				
	1989.05- 1992.05	MT/AT		F	Saloon Engine 4G15	809004	Outer Joint		25	22	50	95	58	M				
1.8 GLX Diesel (44 kW)	1988.04- 1992.05			F	Saloon Engine 4D65	824009	Outer Joint		25	30	50	95	56.5	M				
	1988.04- 1992.05	MT/AT		F	Saloon Engine 4D65	839014	Outer Joint		25	30	50	95	60.5	M				





	 YEAR	TRANSM	L/R	F/R	REMARKS	GSP Ref.	 PRODUCT	 ABS	Technical Specifications							
									A	B	C	H	L	P		
MITSUBISHI LANCER IV (C6_A, C7_A)																
1.3 12V (55 kW)	1992.06- 1994.05			F	Hatchback Engine 4G13	824003	Outer Joint		25	22	50	95	58	I		
	1992.06- 1994.05	MT/AT		F	Hatchback Engine 4G13	809004	Outer Joint		25	22	50	95	58	M		
1.5 (62 kW)	1988.06- 1992.05			F	Hatchback Engine 4G15	824003	Outer Joint		25	22	50	95	58	I		
1.5 12V (66 kW)	1989.05- 1992.05			F	Hatchback Engine 4G15	824003	Outer Joint		25	22	50	95	58	I		
	1989.05- 1992.05	MT/AT		F	Hatchback Engine 4G15	809004	Outer Joint		25	22	50	95	58	M		
1.8 4WD (71 kW)	1989.09- 1992.06			F	All-wheel Drive Hatchback Engine 4G37	824003	Outer Joint		25	22	50	95	58	I		
	1989.09- 1992.06	MT/AT		F	All-wheel Drive Hatchback Engine 4G37	809004	Outer Joint		25	22	50	95	58	M		
1.8 D (44 kW)	1988.04- 1992.05			F	Hatchback Engine 4D65	824009	Outer Joint		25	30	50	95	56.5	M		
	1988.04- 1992.05	MT/AT		F	Hatchback Engine 4D65	839014	Outer Joint		25	30	50	95	60.5	M		
LANCER V (CB/D_A)																
1.3 (55 kW)	1992.06- 1996.12			F	Saloon Engine 4G13(12V)	815003	Outer Joint		25	22	54	95	59.8	I		
	1992.06- 1996.12	MT/AT		F	Saloon Engine 4G13(12V)	839011	Outer Joint		25	22	54	96	59	M		
	1992.06- 1996.12			F	Saloon Engine 4G13(12V)	839023	Outer Joint		25	22	54	95	60	I		
2.0 Diesel (50 kW)	1992.06- 1996.12			F	Saloon Engine 4D68	839007	Outer Joint	43T	25	23	54	95	60	I		
	1992.06- 1996.12	MT/AT		F	Saloon Engine 4D68	839019	Outer Joint		25	24	54	94.5	62	M		
LANCER V STATION WAGON (CB_W, CD_W)																
1.6 16V (83 kW)	1992.12- 2003.10			F	Estate Engine 4G92	824009	Outer Joint		25	30	50	95	56.5	M		
1.6 16V 4WD (83 kW)	1992.12- 2003.10				All-wheel Drive Estate Engine 4G92	824009	Outer Joint		25	30	50	95	56.5	M		
2.0 D (50 kW)	1992.12- 2003.10			F	Estate Engine 4D68	839007	Outer Joint	43T	25	23	54	95	60	I		
	1992.12- 2003.10	MT/AT		F	Estate Engine 4D68	839019	Outer Joint		25	24	54	94.5	62	M		
LANCER VI (CJ-CP_)																
1.3 12V (55 kW)	1995.12- 2003.08			F	Saloon Engine 4G13	839008	Outer Joint	43T	25	29	54	95	58	I		
LEGNUM (EA5W)																
2.5	1996.08-	MT/AT			Engine 6A13	839150	Outer Joint	43T	25	24	54	96	59	M		
LIBERO / LIBERO CARGO (CB8V W)																
2.0	1992.06- 1995.08	AT			Engine 4D68 TBO/4D68	839214	Outer Joint		25	23	54	96	59	M		
	1992.06- 1995.08	MT			Engine 4D68 TBO	839214	Outer Joint		25	23	54	96	59	M		
MAGNA																
2.6	1991.01- 1992.12	AT		F	TR ELITE	839110	Outer Joint		27	26	60	97	69	I		
MIRAGE																
-	1978- 1983					839030	Outer Joint		25	22	50	97	57	M		
	1985- 1992					839030	Outer Joint		25	22	50	97	57	M		
1.3	1987- 1991	MT/AT			C61 4G13	639025	Inner Joint		25	22	35	54.7	90.8			
1.5	1987- 1991	MT/AT			C62 4G15	639025	Inner Joint		25	22	35	54.7	90.8			
1.8	1987- 1991	MT/AT			C64 4G65	639025	Inner Joint		25	22	35	54.7	90.8			
MIRAGE / DINGO (CQ1A)																
1.3	2000.01-	4AT			Engine 4G13	839141	Outer Joint	43T	25	22	57	95	60.5	M		
MIRAGE / DINGO (CQ2A)																
1.5	1998.12-	4AT			Engine 4G15	839141	Outer Joint	43T	25	22	57	95	60.5	M		
MIRAGE / LANCER																
-	1994-					639023	Inner Joint		25	23	41	62.5	87.5			
1.3	1992.01-	MT/AT				809001	Outer Joint		25	22	50	96	57	M		
1.5	1988- 1991	MT			C63A 4G61	639002	Inner Joint		25	23	35	62.8	95.5			
	1988- 1991	MT				639005	Inner Joint		25	30	35	62.8	92.5			
1.6	1988- 1991	MT			C63A 4G61	639002	Inner Joint		25	23	35	62.8	95.5			
	1988- 1991	MT				639005	Inner Joint		25	30	35	62.8	92.5			
MIRAGE / LANCER (A153)																
1.6	1978.01- 1983.01	MT/AT			Engine G32B	809001	Outer Joint		25	22	50	96	57	M		
MIRAGE / LANCER (C11A)																
1.3	1983.01- 1985.01	MT			Engine G13B	809001	Outer Joint		25	22	50	96	57	M		
	1983.10- 1985.12	AT			Engine G13B	809001	Outer Joint		25	22	50	96	57	M		
	1986.01- 1988.01	MT/AT			Engine G13B	809001	Outer Joint		25	22	50	96	57	M		
MIRAGE / LANCER (C12A)																
1.5	1983.01- 1988.06	MT/AT			Engine G15B	809001	Outer Joint		25	22	50	96	57	M		
MIRAGE / LANCER (C14A)																
1.8	1983.10- 1988.06	MT			Engine 4D65	809001	Outer Joint		25	22	50	96	57	M		
MIRAGE / LANCER (C18A)																
1.5	1986.04- 1988.06	MT/AT			Engine G31B	809001	Outer Joint		25	22	50	96	57	M		
MIRAGE / LANCER (C51A)																
1.3	1987.10- 1991.08	MT/AT			Engine 4G13	809001	Outer Joint		25	22	50	96	57	M		





	 YEAR	TRANSM	L/R	F/R	REMARKS	GSP Ref.	 PRODUCT	 ABS	Technical Specifications											
									A	B	C	H	L	P						
mitsubishi																				
MIRAGE / LANCER (C52A)																				
1.5	1987.10- 1991.08	MT/AT			Engine 4G15	809001	Outer Joint		25	22	50	96	57	M						
MIRAGE / LANCER (C61A)																				
1.3	1988.01- 1991.08	MT/AT			Engine 4G13	809001	Outer Joint		25	22	50	96	57	M						
MIRAGE / LANCER (C62A)																				
1.5	1987.01- 1991.08	MT/AT			Engine 4G15	809001	Outer Joint		25	22	50	96	57	M						
MIRAGE / LANCER (C64A)																				
1.8	1988.05- 1991.12	MT/AT			Engine 4D65	809001	Outer Joint		25	22	50	96	57	M						
MIRAGE / LANCER (C72A)																				
1.5 4WD	1988.01- 1991.08	MT/AT			Engine 4G15	809001	Outer Joint		25	22	50	96	57	M						
MIRAGE / LANCER (C74A)																				
1.8 4WD	1988.05- 1991.12	MT			Engine 4D65	809001	Outer Joint		25	22	50	96	57	M						
MIRAGE / LANCER (C82A)																				
1.5 4WD	1989.09- 1991.08	MT&AT			Engine 4G15	809001	Outer Joint		25	22	50	96	57	M						
MIRAGE / LANCER (CA4A)																				
1.6	1991.08- 1994.08	MT/AT			Engine 4G92	839064	Outer Joint	43T	25	30	54	95	60.5	M						
MIRAGE / LANCER (CB4A)																				
1.6	1992.10- 1994.10	MT/AT			Engine 4G92	839064	Outer Joint	43T	25	30	54	95	60.5	M						
MIRAGE / LANCER (CB7A)																				
1.8	1991.10- 1992.10	AT			Engine 4D65	839214	Outer Joint		25	23	54	96	59	M						
MIRAGE / LANCER (CB8A)																				
2.0	1992.10- 1995.08	AT			Engine 4D68	839214	Outer Joint		25	23	54	96	59	M						
MIRAGE / LANCER (CC3A)																				
1.5 4WD	1991.08- 1995.08	MT/AT			Engine 4G91	839064	Outer Joint	43T	25	30	54	95	60.5	M						
MIRAGE / LANCER (CC4A)																				
1.6 4WD	1991.08- 1995.08	MT/AT			Engine 4G92	839064	Outer Joint	43T	25	30	54	95	60.5	M						
MIRAGE / LANCER (CD3A)																				
1.5 4WD	1991.08- 1995.08	MT/AT			Engine 4G91	839064	Outer Joint	43T	25	30	54	95	60.5	M						
MIRAGE / LANCER (CD5A)																				
1.8 4WD	1991.10- 1995.08	MT/AT			Engine 4G93	839064	Outer Joint	43T	25	30	54	95	60.5	M						
MIRAGE / LANCER (CD7A)																				
1.8 4WD	1991.10- 1992.10	MT/AT			Engine 4D65	839064	Outer Joint	43T	25	30	54	95	60.5	M						
MIRAGE / LANCER (CD8A)																				
2.0 4WD	1992.10- 1995.08	MT/AT			Engine 4D68	839064	Outer Joint	43T	25	30	54	95	60.5	M						
MIRAGE / LANCER (CD9A)																				
2.0 4WD	1992.10- 1993.12	MT/AT			Engine 4G63	839064	Outer Joint	43T	25	30	54	95	60.5	M						
MIRAGE / LANCER (CJ1A)																				
1.3	1995.10- 2000.08	MT/AT			Engine 4G13	839149	Outer Joint		25	22	54	96	59	M						
MIRAGE / LANCER (CJ2A)																				
1.5	1995.10- 2000.08	MT/AT			Engine 4G15	839149	Outer Joint		25	22	54	96	59	M						
MIRAGE / LANCER (CK1A)																				
1.3	1995.10- 2000.07	MT/AT			Engine 4G13	839149	Outer Joint		25	22	54	96	59	M						
MIRAGE / LANCER (CK2A)																				
1.5	1995.10- 2000.07	MT/AT			Engine 4G15	839149	Outer Joint		25	22	54	96	59	M						
MIRAGE / LANCER / COLT																				
1.6	1987- 1991	MT/AT			C53,C63 4G61	839047	Outer Joint		25	30	50	95.5	60.5	M						
MIRAGE / LANCER V (CB/DA)																				
2.0 D (CB8A) (50 kW)	1992.11-	MT/AT				839020	Outer Joint	43T	25	24	54	94.5	62	M						
MIRAGE / LANCER V (CB/DA) SW																				
2.0 D (CB8W) (50 kW)	1992.06-	MT/AT				839020	Outer Joint	43T	25	24	54	94.5	62	M						
MIRAGE / LANCER VAN / WAGON (C11V)																				
1.3	1985.01- 1992.03	MT/AT			Engine G13B	809001	Outer Joint		25	22	50	96	57	M						
MIRAGE / LANCER VAN / WAGON (C12V W)																				
1.5	1985.01- 1992.03	MT/AT			Engine G15B	809001	Outer Joint		25	22	50	96	57	M						
MIRAGE / LANCER VAN / WAGON (C14V W)																				
1.8	1983.01- 1988.05	MT/AT			Engine 4D65	809001	Outer Joint		25	22	50	96	57	M						
MONTERO																				
-	1983- 1991					639044	Inner Joint		25		62.5									
OUTLANDER																				
-	2006-					839117	Outer Joint		28	35	59.5	95	65	I						





	 YEAR	TRANSM	L/R	F/R	REMARKS	GSP Ref.	 PRODUCT	 ABS	Technical Specifications							
									A	B	C	H	L	P		
MITSUBISHI OUTLANDER I (CU_W)																
2.0 (100 kW)	2003.05- 2006.10			F	Closed Off-Road Vehicle Engine 4G63(DOHC16V)	839112	Outer Joint	43T	25	29	57	94.5	57	I		
2.0 4WD (100 kW)	2003.05- 2006.10				All-wheel Drive Closed Off-Road Vehicle Engine 4G63(DOHC16V)	839112	Outer Joint	43T	25	29	57	94.5	57	I		
2.0 4WD (177 kW)	2003.05- 2006.10				All-wheel Drive Closed Off-Road Vehicle	839112	Outer Joint	43T	25	29	57	94.5	57	I		
2.0 4WD (93 kW)	2003.05- 2006.10				All-wheel Drive Closed Off-Road Vehicle Engine 4G63(DOHC16V)	839112	Outer Joint	43T	25	29	57	94.5	57	I		
2.0 Turbo 4WD (148 kW)	2004.04- 2006.10				All-wheel Drive Closed Off-Road Vehicle Engine 4G63T(DOHC16V)	839112	Outer Joint	43T	25	29	57	94.5	57	I		
2.4 4WD (102 kW)	2003.05- 2006.10				All-wheel Drive Closed Off-Road Vehicle Engine 4G64(SOHC16V)	839112	Outer Joint	43T	25	29	57	94.5	57	I		
2.4 4WD (118 kW)	2003.10- 2006.12				All-wheel Drive Closed Off-Road Vehicle Engine 4G69	839112	Outer Joint	43T	25	29	57	94.5	57	I		
2.4 4WD (119 kW)	2003.05- 2006.10				All-wheel Drive Closed Off-Road Vehicle Engine 4G69	839112	Outer Joint	43T	25	29	57	94.5	57	I		
PAJERO																
-	1990- 1996					639045	Inner Joint		28	25	34.7	90.5	81.5			
3.0 V6	1992- 1996					899176	Outer Joint		28	27	56	154	62	M		
PAJERO (L041)																
3.0	1982.01- 1986.01	MT/AT			Engine G63B	839003	Outer Joint		28	27	56	154.1	60	M		
PAJERO (L043)																
2.5	1982.01- 1986.01	MT/AT			Engine 4D55	839003	Outer Joint		28	27	56	154.1	60	M		
PAJERO (L146)																
3.0	1989.01- 1990.01	MT/AT			Engine 6G72	839003	Outer Joint		28	27	56	154.1	60	M		
PAJERO (V63W)																
3.0 4WD	2000.08-	AT/F			Engine 6G72	839124	Outer Joint	50T	30	33	66	98	67	I		
PAJERO (V65W)																
3.5 4WD	1999.06-	AT/F			Engine 6G74	839124	Outer Joint	50T	30	33	66	98	67	I		
PAJERO (V65W/V75W)																
3.5	1999.09-	4MT/5MT			Engine 6G74	839124	Outer Joint	50T	30	33	66	98	67	I		
PAJERO (V68W)																
3.2 4WD	1999.06-	AT/F			Engine 4M41	839124	Outer Joint	50T	30	33	66	98	67	I		
PAJERO (V68W/V78W)																
3.2	1999.09-	4MT/5MT			Engine 4M41	839124	Outer Joint	50T	30	33	66	98	67	I		
PAJERO (V73W)																
3.0 4WD	1999.06-	AT/F			Engine 6G72	839124	Outer Joint	50T	30	33	66	98	67	I		
PAJERO (V75W)																
3.5 4WD	1999.06-	AT/F			Engine 6G74	839124	Outer Joint	50T	30	33	66	98	67	I		
PAJERO (V78W)																
3.2 4WD	1999.06-	AT/F			Engine 4M41	839124	Outer Joint	50T	30	33	66	98	67	I		
PAJERO / SHOGUN (L04_G, L14_G)																
2.5 TD (64 kW)	1990.01- 1991.12	MT		F	All-wheel Drive Closed Off-Road Vehicle Engine 4D56T	839027	Outer Joint		28	25	56	154.1	62	M		
2.5 TD (70 kW)	1989.11- 1990.11	MT		F	All-wheel Drive Closed Off-Road Vehicle Engine 4D56T	839027	Outer Joint		28	25	56	154.1	62	M		
3.0 V6 (104 kW)	1988.11- 1990.11	MT		F	All-wheel Drive Closed Off-Road Vehicle Engine 6G72(SOHC12V)	839001	Outer Joint		28	27	56	154.5	63	I		
PAJERO / SHOGUN (V2_W, V4_W)																
2.5 TD 4WD (73 kW)	1990.12- 2000.04	MT		F	All-wheel Drive Open Off-Road Vehicle Engine 4D56TD	839027	Outer Joint		28	25	56	154.1	62	M		
	1990.12- 2000.04	5MT	R	F	All-wheel Drive Open Off-Road Vehicle Engine 4D56TD	239006	Drive Shaft		28		56	154	538			
	1990.12- 2000.04		L	F	All-wheel Drive Open Off-Road Vehicle Engine 4D56TD	239007	Drive Shaft		28	25	56	154	616			
3.0 V6 (110 kW)	1990.12- 1995.12	AT		F	All-wheel Drive Open Off-Road Vehicle Engine 6G72(SOHC12V)	839015	Outer Joint		27	27	60	97	68.5	M		
	1990.12- 1995.12	MT		F	All-wheel Drive Open Off-Road Vehicle Engine 6G72(SOHC12V)	839027	Outer Joint		28	25	56	154.1	62	M		
	1990.12- 1995.12	MT&AT	R	F	All-wheel Drive Open Off-Road Vehicle Engine 6G72(SOHC12V)	239006	Drive Shaft		28		56	154	538			
	1990.12- 1995.12	AT	L	F	All-wheel Drive Open Off-Road Vehicle Engine 6G72(SOHC12V)	239007	Drive Shaft		28	25	56	154	616			
3.0 V6 24V (133 kW)	1994.06- 2000.04	MT&AT	R	F	All-wheel Drive Open Off-Road Vehicle Engine 6G72(SOHC24V)	239006	Drive Shaft		28		56	154	538			
	1994.06- 2000.04	AT	L	F	All-wheel Drive Open Off-Road Vehicle Engine 6G72(SOHC24V)	239007	Drive Shaft		28	25	56	154	616			
PAJERO / SHOGUN CLASSIC (V2_W)																
2.5 TD (85 kW)	2002.07-	5MT		F	All-wheel Drive Closed Off-Road Vehicle Engine 4D56T	839018	Outer Joint		28	25	56	154	62	M		
PAJERO / SHOGUN II (L04_G)																
2.3 TD (62 kW)	1982.12- 1986.04	MT		F	All-wheel Drive Open Off-Road Vehicle Engine 4D55T	839001	Outer Joint		28	27	56	154.5	63	I		
2.5 TD (62 kW)	1986.05- 1989.10	MT		F	All-wheel Drive Open Off-Road Vehicle Engine 4D56T	839027	Outer Joint		28	25	56	154.1	62	M		
2.5 TD (70 kW)	1989.11- 1990.11	MT		F	All-wheel Drive Open Off-Road Vehicle Engine 4D56T	839027	Outer Joint		28	25	56	154.1	62	M		
2.6 (76 kW)	1983.01- 1990.11	MT		F	All-wheel Drive Open Off-Road Vehicle Engine 4G54	839001	Outer Joint		28	27	56	154.5	63	I		
PAJERO / SHOGUN II (V3_W, V2_W, V4_W)																
2.5 TD 4WD (73 kW)	1990.12- 1999.10	MT		F	All-wheel Drive Closed Off-Road Vehicle Engine 4D56T	839027	Outer Joint		28	25	56	154.1	62	M		
	1990.12- 1999.10		R	F	All-wheel Drive Closed Off-Road Vehicle Engine 4D56T	239006	Drive Shaft		28		56	154	538			
	1990.12- 1999.10		L	F	All-wheel Drive Closed Off-Road Vehicle Engine 4D56T	239007	Drive Shaft		28	25	56	154	616			
2.8 TD (92 kW)	1994.06- 1999.10	MT&AT	R	F	All-wheel Drive Closed Off-Road Vehicle Engine 4M40-T	239006	Drive Shaft		28		56	154	538			
3.0 V6 24V (130 kW)	1997.06- 1999.10	MT&AT	R	F	All-wheel Drive Closed Off-Road Vehicle Engine 6G72(SOHC24V)	239006	Drive Shaft		28		56	154	538			
	1997.06- 1999.10	AT	L	F	All-wheel Drive Closed Off-Road Vehicle Engine 6G72(SOHC24V)	239007	Drive Shaft		28	25	56	154	616			





	 YEAR	TRANSM	L/R	F/R	REMARKS	GSP Ref.	 PRODUCT	 ABS	Technical Specifications					
									A	B	C	H	L	P
MITSUBISHI														
PAJERO / SHOGUN II (V3_W, V2_W, V4_W)														
3.0 V6 24V (130 kW)	1997.06- 1999.10			F	All-wheel Drive Closed Off-Road Vehicle Engine 6G72(SOHC24V)	839018	Outer Joint		28	25	56	154	62	M
3.0 V6 24V (133 kW)	1994.06- 1997.05				All-wheel Drive Closed Off-Road Vehicle Engine 6G72(SOHC24V)	839093	Outer Joint		28	26	56	155	64	M
	1994.06- 1997.05	MT&AT	R	F	All-wheel Drive Closed Off-Road Vehicle Engine 6G72(SOHC24V)	239006	Drive Shaft		28		56	154	538	
	1994.06- 1997.05	AT	L	F	All-wheel Drive Closed Off-Road Vehicle Engine 6G72(SOHC24V)	239007	Drive Shaft		28	25	56	154	616	
	1994.06- 1997.05			F	All-wheel Drive Closed Off-Road Vehicle Engine 6G72(SOHC24V)	839018	Outer Joint		28	25	56	154	62	M
3.0 V6 4WD (110 kW)	1990.12- 1995.12	AT		F	All-wheel Drive Closed Off-Road Vehicle Engine 6G72(SOHC12V)	839015	Outer Joint		27	27	60	97	68.5	M
	1990.12- 1995.12	MT		F	All-wheel Drive Closed Off-Road Vehicle Engine 6G72(SOHC12V)	839027	Outer Joint		28	25	56	154.1	62	M
	1990.12- 1995.12	MT&AT	R	F	All-wheel Drive Closed Off-Road Vehicle Engine 6G72(SOHC12V)	239006	Drive Shaft		28		56	154	538	
	1990.12- 1995.12	AT	L	F	All-wheel Drive Closed Off-Road Vehicle Engine 6G72(SOHC12V)	239007	Drive Shaft		28	25	56	154	616	
3.5 V6 24V (153 kW)	1994.06- 1999.10		R	F	All-wheel Drive Closed Off-Road Vehicle Engine 6G74(DOHC24V)/6G74(SOHC24V)	239006	Drive Shaft		28		56	154	538	
PAJERO / SHOGUN III (V6_W, V7_W)														
3.2 DI-D (118 kW)	2001.10- 2006.12			F	All-wheel Drive Open Off-Road Vehicle Engine 4M41	839006	Outer Joint	50T	30	33	66	98	67	I
3.2 DI-D (121 kW)	2000.04- 2006.12			F	All-wheel Drive Open Off-Road Vehicle Engine 4M41	839028	Outer Joint	50T	30	36	66	98	69	I
PAJERO III CANVAS TOP (V6_W, V7_W)														
3.5 V6 GDi (149 kW)	2000.04- 2006.12			F	All-wheel Drive Open Off-Road Vehicle Engine 6G74(DOHC24V)/6G74(SOHC24V)	839006	Outer Joint	50T	30	33	66	98	67	I
PICK UP														
-	1983- 1986				4WD	639044	Inner Joint			25		62.5		
PONY														
-	1985- 1988					839030	Outer Joint		25	22	50	97	57	M
PRECIS														
-	1987- 1989					839030	Outer Joint		25	22	50	97	57	M
S COUPE														
-	1990- 1993					839030	Outer Joint		25	22	50	97	57	M
SAPPORO II (A16_A)														
2.4 (91 kW)	1987.06- 1990.08	MT/AT		F	Coupe Engine 4G64(8V)	839036	Outer Joint		25	23	54	96	64.5	M
	1987.06- 1990.08	MT/AT		F	Coupe Engine 4G64(8V)	839002	Outer Joint		25	23	54	96	60	M
SHOGUN PININ (H6_W, H7_W)														
1.8 (84 kW)	2001.11- 2007.06	5MT			All-wheel Drive Closed Off-Road Vehicle Engine 4G93	839136	Outer Joint		25	29	54	95	57	I
1.8 GDi (88 kW)	1999.10- 2007.06				All-wheel Drive Closed Off-Road Vehicle Engine 4G93	839136	Outer Joint		25	29	54	95	57	I
2.0 GDi (95 kW)	2000.10- 2007.06				All-wheel Drive Closed Off-Road Vehicle Engine 4G94	839136	Outer Joint		25	29	54	95	57	I
SIGMA (F13A)														
2.5	1991.10- 1993.10	MT&AT			Engine 6G73	839012	Outer Joint		27	26	60	97	68.5	M
	1993.08-	MT/AT			Engine 6G73	839012	Outer Joint		27	26	60	97	68.5	M
SIGMA (F15A)														
2.5 4WS	1990.02- 1993.09	AT			Engine 6G73	839012	Outer Joint		27	26	60	97	68.5	M
SIGMA (F25A)														
2.5 4WD	1990.09-	AT			Engine 6G73	839025	Outer Joint		27	25	60	97	68.5	M
SIGMA (F27A)														
3.0 4WD	1990.09- 1993.09	AT			Engine 6G72	839025	Outer Joint		27	25	60	97	68.5	M
SIGMA (F2_A, F1_A)														
3.0 V6 (130 kW)	1990.12- 1996.07	AT		F	Saloon Engine 6G72	839015	Outer Joint		27	27	60	97	68.5	M
	1990.12- 1996.07			F	Saloon Engine 6G72	839042	Outer Joint		27	27	60	97	69	I
3.0 V6 (151 kW)	1990.12- 1996.07	AT		F	Saloon Engine 6G72(DOHC24V)	839015	Outer Joint		27	27	60	97	68.5	M
	1990.12- 1996.07			F	Saloon Engine 6G72(DOHC24V)	839042	Outer Joint		27	27	60	97	69	I
	1990.12- 1996.07			F	Saloon Engine 6G72(DOHC24V)	839045	Outer Joint		25	26	54	95	69	I
	1990.12- 1996.07			F	Saloon Engine 6G72(DOHC24V)	839045	Outer Joint		25	26	54	95	69	I
SIGMA STATION WAGON (F0_W)														
3.0 (125 kW)	1992.06- 1996.10			F	Estate Engine 6G72(SOHC12V)	839042	Outer Joint		27	27	60	97	69	I
SPACE RUNNER (N1_W, N2_W)														
1.8 (85 kW)	1996.06- 1999.08	MT/AT		F	MPV Engine 4G93	839036	Outer Joint		25	23	54	96	64.5	M
	1996.06- 1999.08	MT/AT		F	MPV Engine 4G93	839002	Outer Joint		25	23	54	96	60	M
1.8 (90 kW)	1991.10- 1999.08	MT/AT		F	MPV Engine 4G93	839036	Outer Joint		25	23	54	96	64.5	M
	1991.10- 1999.08	MT/AT		F	MPV Engine 4G93	839002	Outer Joint		25	23	54	96	60	M
SPACE STAR (DG_A)														
1.3 16V (60 kW)	2000.09- 2004.12			F	MPV Engine 4G13	839102	Outer Joint	43T	25	22	54	95	54	I
1.3 16V (61 kW)	1998.12- 2004.12			F	MPV Engine 4G13	839102	Outer Joint	43T	25	22	54	95	54	I
1.3 16V (63 kW)	1998.06- 2004.12			F	MPV Engine 4G13	839102	Outer Joint	43T	25	22	54	95	54	I
1.6 16V (72 kW)	2001.01- 2004.12	MT/AT		F	MPV Engine 4G18	839024	Outer Joint	43T	25	23	54	95.5	64	M
	2001.01- 2004.12			F	MPV Engine 4G18	839102	Outer Joint	43T	25	22	54	95	54	I
1.8 GDi (87 kW)	1998.06- 2004.12			F	MPV Engine 4G93	839024	Outer Joint	43T	25	23	54	95.5	64	M
1.8 GDi (90 kW)	1998.06- 2004.12			F	MPV Engine 4G93	839024	Outer Joint	43T	25	23	54	95.5	64	M
1.8 MPI (82 kW)	2002.10- 2004.12			F	MPV Engine 4G93	839024	Outer Joint	43T	25	23	54	95.5	64	M





	 YEAR	TRANSM	L/R	F/R	REMARKS	GSP Ref.	 PRODUCT	 ABS	Technical Specifications						
									A	B	C	H	L	P	
MITSUBISHI															
SPACE STAR (DG_A)															
1.9 Di-D (75 kW)	2001.02- 2004.12			F	MPV Engine F9Q1	839084	Outer Joint	43T	26	33	54	95	60	M	
1.9 Di-D (85 kW)	2002.10- 2004.12			F	MPV Engine F9Q2	839084	Outer Joint	43T	26	33	54	95	60	M	
SPACE WAGON															
-	1992- 1993					639005	Inner Joint		25	30	35	62.8	92.5		
1.8/2.0	1984- 1986					639003	Inner Joint		25	23	35	62.8	95.5		
SPACE WAGON (D0_VW)															
1.8 4WD (66 kW)	1987.10- 1988.08	MT		F	All-wheel Drive MPV Engine 4G37	839054	Outer Joint		25	23	50	96	59	M	
1.8 GLX (66 kW)	1984.01- 1988.12	MT		F	MPV Engine 4G37	839054	Outer Joint		25	23	50	96	59	M	
1.8 TD (55 kW)	1986.06- 1991.04	MT		F	MPV Engine 4D65T	809002	Outer Joint		25	23	50	94.5	63.5	M	
2.0 4WD (75 kW)	1985.03- 1991.04				All-wheel Drive MPV Engine 4G63(SOHC8V)	839034	Outer Joint		25	25	50	94.5	65	M	
	1985.03- 1991.04	MT		F	All-wheel Drive MPV Engine 4G63(SOHC8V)	809003	Outer Joint		25	25	50	95	64.5	M	
2.0 GLX (62 kW)	1986.06- 1988.05	MT		F	MPV Engine G63B	809002	Outer Joint		25	23	50	94.5	63.5	M	
2.0 GLX 4WD (62 kW)	1986.06- 1988.05	MT		F	All-wheel Drive MPV Engine G63B	809003	Outer Joint		25	25	50	95	64.5	M	
2.0 GLXi (74 kW)	1988.06- 1991.04	MT		F	MPV Engine 4G63(SOHC8V)	809002	Outer Joint		25	23	50	94.5	63.5	M	
2.0 GLXi 4WD (74 kW)	1988.06- 1991.04	MT			All-wheel Drive MPV Engine 4G63(SOHC8V)	809003	Outer Joint		25	25	50	95	64.5	M	
SPACE WAGON (N3_W, N4_W)															
1.8 (90 kW)	1991.10- 1998.10	MT/AT		F	MPV Engine 4G93	839016	Outer Joint		25	23	54	95.5	63.5	I	
1.8 4WD (90 kW)	1991.10- 1998.10			F	All-wheel Drive MPV Engine 4G93	824003	Outer Joint		25	22	50	95	58	I	
2.0 (98 kW)	1992.10- 1998.10	MT/AT		F	MPV Engine 4G63(DOHC16V)	839016	Outer Joint		25	23	54	95.5	63.5	I	
SUMMIT															
1.5	1989- 1992				All	839030	Outer Joint		25	22	50	97	57	M	
TREDIA															
-	1983-					839030	Outer Joint		25	22	50	97	57	M	
	1984- 1988				95 AC	839033	Outer Joint		25	25	50	95	65	M	
TREDIA (A211)															
1.4	1982.01- 1984.01	MT/AT			Engine G12B	809001	Outer Joint		25	22	50	96	57	M	
TREDIA (A212)															
1.6	1982.01- 1984.01	AT			Engine G32B	809001	Outer Joint		25	22	50	96	57	M	
	1984.01- 1988.01	MT/AT			Engine G32B	809001	Outer Joint		25	22	50	96	57	M	
TREDIA (A213)															
1.8	1984.01- 1987.01	MT/AT			Engine G37B/G62B	809001	Outer Joint		25	22	50	96	57	M	
TREDIA (A215)															
1.8	1982.01- 1984.01	AT			Engine G62B	809001	Outer Joint		25	22	50	96	57	M	
	1984.01- 1987.01	MT			Engine G37B	809001	Outer Joint		25	22	50	96	57	M	
TREDIA (A21_)															
1.4 GLX (51 kW)	1982.10- 1985.08			F	Saloon Engine 4G12	824003	Outer Joint		25	22	50	95	58	I	
	1982.10- 1985.08	MT/AT		F	Saloon Engine 4G12	809004	Outer Joint		25	22	50	95	58	M	
1.6 GLS (55 kW)	1982.09- 1987.10			F	Saloon Engine 4G32	824003	Outer Joint		25	22	50	95	58	I	
	1982.09- 1987.10	MT/AT		F	Saloon Engine 4G32	809004	Outer Joint		25	22	50	95	58	M	
1.6 Turbo (84 kW)	1982.09- 1985.05	MT		F	Saloon Engine 4G32T	809002	Outer Joint		25	23	50	94.5	63.5	M	
1.6 Turbo (85 kW)	1982.09- 1984.07	MT		F	Saloon Engine 4G32T	809002	Outer Joint		25	23	50	94.5	63.5	M	
1.8 GLS (66 kW)	1984.08- 1986.07	MT		F	Saloon Engine 4G37	839054	Outer Joint		25	23	50	96	59	M	
	1984.08- 1986.07			F	Saloon Engine 4G37	839034	Outer Joint		25	25	50	94.5	65	M	
	1984.08- 1986.07	MT		F	Saloon Engine 4G37	809003	Outer Joint		25	25	50	95	64.5	M	
1.8 Turbo (100 kW)	1984.08- 1986.07			F	Saloon Engine G62B	839034	Outer Joint		25	25	50	94.5	65	M	
VISTA															
-	1985- 1986					624003	Inner Joint		25	25	35	63.5	94		
	1985- 1987					839033	Outer Joint		25	25	50	95	65	M	
MOSKVIICH															
21412															
1.5 (51 kW)	1989.05- 2001.12	MT		F	Hatchback	840001	Outer Joint		25	25	53	88	57.5	O	
	1989.05- 2001.12			F	Hatchback	602006	Inner Joint			25		32			
NISSAN															
100 NX (B13)															
1.6 (66 kW)	1990.03- 1994.10			F	Coupe Engine GA16DS	899199	Outer Joint		25	23	55	107	62	M	
2.0 GTi (105 kW)	1991.03- 1994.10			F	Coupe Engine SR20DE	841014	Outer Joint	42T	25	25	55	106.5	66	I	
	1991.03- 1994.10	MT		F	Coupe Engine SR20DE	841087	Outer Joint		25	25	55	106.5	66	I	
240 SX															
-	1989- 1998					641014	Inner Joint			27		81.2			





	 YEAR	TRANSM	L/R	F/R	REMARKS	GSP Ref.	 PRODUCT	 ABS	Technical Specifications						
									A	B	C	H	L	P	
NISSAN															
AD VAN / WAGON (VB11)															
1.3	1982.10- 1990.09	MT/AT			Engine E13S	841281	Outer Joint		21	22	48	98.5	56.5	M	
AD VAN / WAGON (VEY11)															
2.2	1999.06-	4AT			Engine YD22DD	841118	Outer Joint		25	23	55	107	61	M	
	1999.06-	5MT			Engine YD22DD	841118	Outer Joint		25	23	55	107	61	M	
	1999.06-	4AT			Engine YD22DD	841155	Outer Joint	42T	25	23	55	107	61	M	
	1999.06-	5MT			Engine YD22DD	841155	Outer Joint	42T	25	23	55	107	61	M	
AD VAN / WAGON (VY10,WY10)															
1.3	1990.10- 1996.08	MT/AT			Engine GA13DS	834024	Outer Joint		25	22	55	107	57	M	
AD VAN / WAGON (WEY10)															
2.0	1993.08- 1996.05	4AT			Engine CD20	834024	Outer Joint		25	22	55	107	57	M	
	1993.08- 1996.05	5MT			Engine CD20	834024	Outer Joint		25	22	55	107	57	M	
	1993.08- 1996.05	4AT			Engine CD20	841191	Outer Joint	42T	25	22	55	107	57	M	
AD VAN / WAGON MAX (V/W FY10/FGY10)															
1.5	1990.10- 1996.08	MT&AT			Engine GA15DS	834024	Outer Joint		25	22	55	107	57	M	
	1990.10- 1995.06	AT			Engine GA15DS	841191	Outer Joint	42T	25	22	55	107	57	M	
	1990.10- 1996.05	MT			Engine GA15DS	841191	Outer Joint	42T	25	22	55	107	57	M	
	1995.06- 1999.06	AT			Engine GA15DS	841033	Outer Joint		25	23	55	107	61	I	
	1995.06- 1999.06	HMM			Engine GA15DS	841034	Outer Joint	42T	25	23	55	107	61	I	
AD VAN / WAGON MAX (V/WSY10,VSGY10)															
1.7	1990.10- 1996.08	AT			Engine CD17	834024	Outer Joint		25	22	55	107	57	M	
	1990.10- 1996.08	MT			Engine CD17	841191	Outer Joint	42T	25	22	55	107	57	M	
AD VAN / WAGON MAX (VFN/WFNY10)															
1.5 4WD	1990.10- 1996.08	MT			Engine GA15DS E	834024	Outer Joint		25	22	55	107	57	M	
	1990.10- 1996.05	AT			Engine GA15DS E	841033	Outer Joint		25	23	55	107	61	I	
	1990.10- 1996.08	MT			Engine GA15DS E	841033	Outer Joint		25	23	55	107	61	I	
	1990.10- 1996.05	MT&AT			Engine GA15DS E	841034	Outer Joint	42T	25	23	55	107	61	I	
AD VAN / WAGON MAX (VHB11)															
1.5	1982.10- 1990.09	MT/AT			Engine E15S	841041	Outer Joint		24	22	52	105	56	M	
AD VAN / WAGON MAX (VSB11)															
1.7	1982.10- 1990.09	MT/AT			Engine CD17	841041	Outer Joint		24	22	52	105	56	M	
	1988.05- 1990.09	AT			Engine CD17	841041	Outer Joint		24	22	52	105	56	M	
AD VAN / WAGON MAX (VSNY10)															
1.7 4WD	1990.10- 1996.08	AT			Engine CD17	834024	Outer Joint		25	22	55	107	57	M	
	1990.10- 1996.08	MT			Engine CD17	841191	Outer Joint	42T	25	22	55	107	57	M	
	1990.10- 1993.08	MT/AT			Engine CD17	841033	Outer Joint		25	23	55	107	61	I	
AD VAN WINGROAD (VFY11,WFY11)															
1.5	1999.06-	4AT			Engine QG15DE	841239	Outer Joint		25	22	55	107	57	M	
	1999.06-	4AT			Engine QG15DE	841159	Outer Joint	42T	25	22	55	107	57	M	
	1999.06-	4AT			Engine QG15DE	841034	Outer Joint	42T	25	23	55	107	61	I	
	1999.06-	5MT			Engine QG15DE	841034	Outer Joint	42T	25	23	55	107	61	I	
AD VAN WINGROAD (VY11)															
1.3	1999.06-	4AT			Engine QG13DE	841239	Outer Joint		25	22	55	107	57	M	
	1999.06-	5MT			Engine QG13DE	841239	Outer Joint		25	22	55	107	57	M	
	1999.06-	5MT			Engine QG13DE	841159	Outer Joint	42T	25	22	55	107	57	M	
ALMERA (N15)															
1.4 (64 kW)	1995.09- 2000.03			F	Hatchback Engine GA14DE	841002	Outer Joint	42T	25	22	55	107	56	I	
	1995.09- 2000.07			F	Saloon Engine GA14DE	841002	Outer Joint	42T	25	22	55	107	56	I	
	1995.09- 2000.03			F	Hatchback Engine GA14DE	841001	Outer Joint		25	22	55	107	56	I	
	1995.09- 2000.07			F	Saloon Engine GA14DE	841001	Outer Joint		25	22	55	107	56	I	
1.4 GX,LX (55 kW)	1995.09- 2000.07			F	Saloon Engine GA14DE	841002	Outer Joint	42T	25	22	55	107	56	I	
1.4 S,GX,LX (55 kW)	1995.09- 2000.07			F	Saloon Engine GA14DE	841001	Outer Joint		25	22	55	107	56	I	
	1995.09- 2000.03			F	Hatchback Engine GA14DE	841002	Outer Joint	42T	25	22	55	107	56	I	
1.6 (73 kW)	1995.09- 2000.03	MT/AT		F	Hatchback Engine GA16DE	841003	Outer Joint	42T	25	23	55	107	62	I	
	1995.09- 2000.07	MT/AT		F	Saloon Engine GA16DE	841003	Outer Joint	42T	25	23	55	107	62	I	
1.6 SLX (66 kW)	1995.09- 2000.03			F	Hatchback Engine GA16DE	899199	Outer Joint		25	23	55	107	62	M	
	1995.09- 2000.07			F	Saloon Engine GA16DE	899199	Outer Joint		25	23	55	107	62	M	
	1995.09- 2000.03	MT/AT		F	Hatchback Engine GA16DE	841078	Outer Joint		25	23	55	107	62	I	
	1995.09- 2000.07	MT/AT		F	Saloon Engine GA16DE	841078	Outer Joint		25	23	55	107	62	I	
1.6 SLX (66 kW)	1995.09- 2000.07	MT/AT		F	Saloon Engine GA16DE	841003	Outer Joint	42T	25	23	55	107	62	I	
	1995.09- 2000.07			F	Saloon Engine GA16DE	899199	Outer Joint		25	23	55	107	62	M	
	1995.09- 2000.07	MT/AT		F	Saloon Engine GA16DE	841078	Outer Joint		25	23	55	107	62	I	





	 YEAR	TRANSM	L/R	F/R	REMARKS	GSP Ref.	 PRODUCT	 ABS	Technical Specifications						
									A	B	C	H	L	P	
NISSAN															
ALMERA (N15)															
1.6 SR,SLX (66 kW)	1995.09- 2000.03	MT/AT		F	Hatchback Engine GA16DE	841003	Outer Joint	42T	25	23	55	107	62	I	
	1995.09- 2000.03			F	Hatchback Engine GA16DE	899199	Outer Joint		25	23	55	107	62	M	
	1995.09- 2000.03	MT/AT		F	Hatchback Engine GA16DE	841078	Outer Joint		25	23	55	107	62	I	
2.0 D (55 kW)	1995.11- 2000.03	MT		F	Hatchback Engine CD20	841003	Outer Joint	42T	25	23	55	107	62	I	
	1995.11- 2000.07	MT		F	Saloon Engine CD20	841003	Outer Joint	42T	25	23	55	107	62	I	
	1995.11- 2000.03			F	Hatchback Engine CD20	899199	Outer Joint		25	23	55	107	62	M	
	1995.11- 2000.07			F	Saloon Engine CD20	899199	Outer Joint		25	23	55	107	62	M	
	1995.11- 2000.03	MT		F	Hatchback Engine CD20	841078	Outer Joint		25	23	55	107	62	I	
	1995.11- 2000.07	MT		F	Saloon Engine CD20	841078	Outer Joint		25	23	55	107	62	I	
ALMERA II (N16)															
1.5 (66 kW)	2000.03-	5MT		F	Hatchback Engine QG15DE	841048	Outer Joint	42T	25	22	55	100.5	58.5	M	
	2000.03-			F	Hatchback Engine QG15DE	841141	Outer Joint	44T	25	22	55	100.5	58.5	M	
	2000.07-	5MT		F	Saloon Engine QG15DE	841048	Outer Joint	42T	25	22	55	100.5	58.5	M	
	2000.07-			F	Saloon Engine QG15DE	841141	Outer Joint	44T	25	22	55	100.5	58.5	M	
1.5 (72 kW)	2002.09- 2007.05			F	Saloon Engine QG15DE	841048	Outer Joint	42T	25	22	55	100.5	58.5	M	
	2002.09- 2007.05			F	Saloon Engine QG15DE	841141	Outer Joint	44T	25	22	55	100.5	58.5	M	
	2002.09- 2007.05		L/R	F	Saloon Engine QG15DE	841243	Outer Joint	44T	25	21	55	100	54	M	
	2003.03- 2004.10			F	Hatchback Engine QG15DE	841048	Outer Joint	42T	25	22	55	100.5	58.5	M	
	2003.03- 2004.10			F	Hatchback Engine QG15DE	841141	Outer Joint	44T	25	22	55	100.5	58.5	M	
	2003.03- 2004.10		L/R	F	Hatchback Engine QG15DE	841243	Outer Joint	44T	25	21	55	100	54	M	
1.5 DCi (60 kW)	2003.01-			F	Hatchback Engine K9K722	841112	Outer Joint		25	23	55	96.5	63.5	M	
	2003.01-			F	Saloon Engine K9K722	841112	Outer Joint		25	23	55	96.5	63.5	M	
	2003.01-			F	Hatchback Engine K9K722	841052	Outer Joint	42T	25	23	55	96.5	63.5	M	
	2003.01-			F	Saloon Engine K9K722	841052	Outer Joint	42T	25	23	55	96.5	63.5	M	
1.8 (84 kW)	2000.01-	MT		F	Hatchback Engine QG18DE	899252	Outer Joint	44T	25	23	55	100.5	60	M	
	2000.01-			F	Hatchback Engine QG18DE	841052	Outer Joint	42T	25	23	55	96.5	63.5	M	
	2000.01-	5MT		F	Hatchback Engine QG18DE	841137	Outer Joint	42T	27	35	55	102	69	I	
	2000.01-			F	Hatchback Engine QG18DE	899199	Outer Joint		25	23	55	107	62	M	
	2000.07-	MT		F	Saloon Engine QG18DE	899252	Outer Joint	44T	25	23	55	100.5	60	M	
	2000.07-			F	Saloon Engine QG18DE	841052	Outer Joint	42T	25	23	55	96.5	63.5	M	
	2000.07-	5MT		F	Saloon Engine QG18DE	841137	Outer Joint	42T	27	35	55	102	69	I	
	2000.07-			F	Saloon Engine QG18DE	899199	Outer Joint		25	23	55	107	62	M	
1.8 (85 kW)	2002.09- 2007.05			F	Hatchback Engine QG18DE	841052	Outer Joint	42T	25	23	55	96.5	63.5	M	
	2002.09- 2007.05			F	Saloon Engine QG18DE	841052	Outer Joint	42T	25	23	55	96.5	63.5	M	
	2002.09- 2007.05			F	Hatchback Engine QG18DE	841137	Outer Joint	42T	27	35	55	102	69	I	
	2002.09- 2007.05			F	Saloon Engine QG18DE	841137	Outer Joint	42T	27	35	55	102	69	I	
2.2 DCi (100 kW)	2003.02- 2007.05			F	Hatchback Engine YD22DDTi	841057	Outer Joint	44T	27	26	55	102	69	M	
	2003.02- 2007.05			F	Hatchback Engine YD22DDTi	841236	Outer Joint		27	26	55	102	69	M	
	2003.02- 2007.05	6MT	L/R	F	Hatchback Engine YD22DDTi	841255	Outer Joint	44T	27	26	55	104	69	M	
	2003.03- 2004.08			F	Saloon Engine YD22DDTi	841057	Outer Joint	44T	27	26	55	102	69	M	
	2003.03- 2004.08			F	Saloon Engine YD22DDTi	841236	Outer Joint		27	26	55	102	69	M	
	2003.03- 2004.08		L/R	F	Saloon Engine YD22DDTi	841255	Outer Joint	44T	27	26	55	104	69	M	
2.2 DCi (82 kW)	2002.09- 2007.05			F	Saloon Engine YD22DDT	841057	Outer Joint	44T	27	26	55	102	69	M	
	2002.09- 2007.05			F	Saloon Engine YD22DDT	841236	Outer Joint		27	26	55	102	69	M	
	2002.09- 2007.05	6MT	L/R	F	Saloon Engine YD22DDT	841255	Outer Joint	44T	27	26	55	104	69	M	
	2003.03- 2007.05			F	Hatchback Engine YD22DDT	841057	Outer Joint	44T	27	26	55	102	69	M	
	2003.03- 2007.05			F	Hatchback Engine YD22DDT	841236	Outer Joint		27	26	55	102	69	M	
	2003.03- 2007.05	6MT	L/R	F	Hatchback Engine YD22DDT	841255	Outer Joint	44T	27	26	55	104	69	M	
	2.2 Di (81 kW)	2000.03-	5MT		F	Hatchback Engine YD22DDT	841099	Outer Joint		27	35	55	102	69	I
		2000.03-	5MT		F	Hatchback Engine YD22DDT	841137	Outer Joint	42T	27	35	55	102	69	I
2000.03-		5MT		F	Hatchback Engine YD22DDT	841236	Outer Joint		27	26	55	102	69	M	
2000.03-		5MT		F	Hatchback Engine YD22DDT	841256	Outer Joint	42T	27	26	55	104	69	M	
2000.03-		6MT	L/R	F	Hatchback Engine YD22DDT	841255	Outer Joint	44T	27	26	55	104	69	M	
2000.07-		5MT		F	Saloon Engine YD22DDT	841099	Outer Joint		27	35	55	102	69	I	
2000.07-		5MT		F	Saloon Engine YD22DDT	841137	Outer Joint	42T	27	35	55	102	69	I	
2000.07-		5MT		F	Saloon Engine YD22DDT	841236	Outer Joint		27	26	55	102	69	M	
2000.07-		5MT		F	Saloon Engine YD22DDT	841256	Outer Joint	42T	27	26	55	104	69	M	
2000.07-		6MT	L/R	F	Saloon Engine YD22DDT	841255	Outer Joint	44T	27	26	55	104	69	M	
ALMERA TINO (V10)															
1.8 (84 kW)	2000.08-			F	MPV Engine QG18DE	841055	Outer Joint	44T	27	23	56	102	62	I	
	2000.08-			F	MPV Engine QG18DE	841044	Outer Joint	44T	27	23	56	104	60	I	
1.8 (85 kW)	2003.03- 2006.03			F	MPV Engine QG18DE	841055	Outer Joint	44T	27	23	56	102	62	I	





	 YEAR	TRANSM	L/R	F/R	REMARKS	GSP Ref.	 PRODUCT	 ABS	Technical Specifications					
									A	B	C	H	L	P
NISSAN														
ALMERA TINO (V10)														
2.0 (100 kW)	2000.08-			F	MPV Engine SR20DE	841055	Outer Joint	44T	27	23	56	102	62	I
	2000.08-			F	MPV Engine SR20DE	841015	Outer Joint	44T	27	27	56	103	69	I
2.2 DCi (100 kW)	2003.03- 2006.03			F	MPV Engine YD22DDTi	841038	Outer Joint	44T	27	26	56	103	69	M
2.2 DCi (82 kW)	2003.03- 2006.03			F	MPV Engine YD22DDT	841038	Outer Joint	44T	27	26	56	103	69	M
2.2 Di (84 kW)	2000.08-	5MT		F	MPV Engine YD22DDTi	841038	Outer Joint	44T	27	26	56	103	69	M
ALTIMA														
-	1993- 1999	MT				641036	Inner Joint		27	27	39	63.5	121.5	
	1993- 1994	AT				641008	Inner Joint		29/31	27	46	86.8	124	
	1993- 1999					841088	Outer Joint		27	27	56	103	69	I
	2006-					841214	Outer Joint		29	35	56.1	102	59	I
2.4	1993- 1997					841091	Outer Joint		27	26	56	103	69	I
AUSTER														
1.8 Turbo (PT12)	1985.01- 1988.12	MT			Engine CA18ET	841063	Outer Joint		27	25	56	103	70.5	I
AUSTER STANZA (PT12)														
1.8	1988.01- 1989.12	MT/AT			Engine CA18DT	841035	Outer Joint		27	25	56	101	70	M
	1988.01- 1990.06	MT/AT			Engine CA18DE	841035	Outer Joint		27	25	56	101	70	M
	1988.01- 1990.06	AT			Engine CA18I	841023	Outer Joint		27	23	56	103	61.5	M
AVENIR (PNW10)														
2.0 4WD	1990.10- 1995.08	AT			Engine SR20DE	841023	Outer Joint		27	23	56	103	61.5	M
	1990.10- 1995.08	AT			Engine SR20DE	841024	Outer Joint	42T	27	23	56	103	61.5	M
AVENIR (PW10)														
2.0	1990.05- 1993.01	MT/AT			Engine SR20DE	841035	Outer Joint		27	25	56	101	70	M
	1990.05- 1993.01	MT			Engine SR20DE	841035	Outer Joint		27	25	56	101	70	M
AVENIR (SW10)														
2.0	1993.01- 1995.08	AT			Engine CD20T	841035	Outer Joint		27	25	56	101	70	M
AVENIR (VENW10)														
1.6 4WD	1990.10- 1993.01	MT			Engine GA16DS	841023	Outer Joint		27	23	56	103	61.5	M
AVENIR (VEW10)														
1.6	1990.05- 1993.01	MT&AT			Engine GA16DS	841023	Outer Joint		27	23	56	103	61.5	M
	1990.05- 1993.01	MT&AT			Engine GA16DS	841024	Outer Joint	42T	27	23	56	103	61.5	M
AVENIR (VSW10)														
2.0	1990.01- 1993.01	MT			Engine CD20	841023	Outer Joint		27	23	56	103	61.5	M
	1990.05- 1993.01	MT			Engine CD20	841024	Outer Joint	42T	27	23	56	103	61.5	M
AVENIR (W10)														
1.8	1990.05- 1993.01	MT/AT			Engine SR18DI E	841023	Outer Joint		27	23	56	103	61.5	M
BE-1 (BK10)														
1.0	1987.01- 1988.05	AT			Engine MA10S	841291	Outer Joint		21	19	48	97	53.5	M
	1987.01- 1988.05	MT			Engine MA10S	841291	Outer Joint		21	19	48	97	53.5	M
BLUEBIRD														
1.8	1983- 1987				U11 RU11 VRU11	841070	Outer Joint		27	23	56	104	63	M
BLUEBIRD (910)														
1.6 (60 kW)	1980.01- 1983.11			R	Saloon Engine L16	841176	Outer Joint		27	23	56	104	63	I
1.8 (65 kW)	1980.01- 1983.12			R	Saloon Engine L18S	841176	Outer Joint		27	23	56	104	63	I
1.8 (66 kW)	1980.01- 1984.05			R	Coupe Engine L18T	841176	Outer Joint		27	23	56	104	63	I
BLUEBIRD (ENU12)														
1.8 4WD	1989.10- 1991.09	MT/AT			Engine SR18DI	841054	Outer Joint		27	23	56	103	61.5	M
BLUEBIRD (ENU14)														
1.8 4WD	1996.01-	AT			Engine SR18DE	841023	Outer Joint		27	23	56	103	61.5	M
	1996.01-	MT&AT			Engine SR18DE	841024	Outer Joint	42T	27	23	56	103	61.5	M
BLUEBIRD (EU11)														
2.0	1987.01-	MT			Engine LD20	841023	Outer Joint		27	23	56	103	61.5	M
BLUEBIRD (EU12)														
1.8	1989.01- 1991.09	MT/AT			Engine SR18DI	841023	Outer Joint		27	23	56	103	61.5	M
	1989.10- 1991.09	MT&AT			Engine SR18DI	841023	Outer Joint		27	23	56	103	61.5	M
BLUEBIRD (EU13)														
1.8	1991.01- 1996.01	AT			Engine SR18DE	841054	Outer Joint		27	23	56	103	61.5	M
BLUEBIRD (HNU12)														
2.0 4WD	1989.10- 1991.09	MT/AT			Engine SR20DET	841054	Outer Joint		27	23	56	103	61.5	M





	 YEAR	TRANSM	L/R	F/R	REMARKS	GSP Ref.	 PRODUCT	 ABS	Technical Specifications									
									A	B	C	H	L	P				
NISSAN BLUEBIRD (HNU14)																		
2.0 4WD	1996.01-	AT			Engine SR20DE	841023	Outer Joint		27	23	56	103	61.5	M				
	1996.01-	MT&AT			Engine SR20DE	841024	Outer Joint	42T	27	23	56	103	61.5	M				
BLUEBIRD (HU12)																		
2.0	1989.10- 1991.09	MT/AT			Engine SR20DE	841035	Outer Joint		27	25	56	101	70	M				
BLUEBIRD (HU14)																		
2.0	1996.01-	MT&AT			Engine SR20DE	841184	Outer Joint	44T	27	25	56	103	68	M				
	1996.01-	MT			Engine SR20DE	841024	Outer Joint	42T	27	23	56	103	61.5	M				
BLUEBIRD (RNU12)																		
1.8 4WD	1987.09- 1989.10	MT/AT			Engine CA18	841023	Outer Joint		27	23	56	103	61.5	M				
	1987.09- 1989.10	MT/AT			Engine CA18	841024	Outer Joint	42T	27	23	56	103	61.5	M				
BLUEBIRD (RU12)																		
1.8	1987.09- 1989.10	MT/AT			Engine CA18DE	841035	Outer Joint		27	25	56	101	70	M				
	1987.09- 1989.10	MT/AT			Engine CA18I	841023	Outer Joint		27	23	56	103	61.5	M				
	1987.09- 1989.10	MT/AT			Engine CA18	841024	Outer Joint	42T	27	23	56	103	61.5	M				
BLUEBIRD (SU12)																		
2.0	1987.09- 1991.09	MT/AT			Engine LD20	841023	Outer Joint		27	23	56	103	61.5	M				
BLUEBIRD (SU13)																		
2.0	1991.09- 1995.11	MT&AT			Engine CD20	841054	Outer Joint		27	23	56	103	61.5	M				
BLUEBIRD (T72 , T12)																		
1.6 (61 kW)	1986.03- 1990.06			F	Saloon Engine CA16S	841042	Outer Joint	44T	27	23	56	103.5	61.4	I				
	1986.03- 1990.06			F	Saloon Engine CA16S	841176	Outer Joint		27	23	56	104	63	I				
	1986.03- 1990.06	MT/AT		F	Saloon Engine CA16S	841061	Outer Joint		27	23	56	99	60	I				
	1986.03- 1990.06			F	Saloon Engine CA16S	841045	Outer Joint		27	23	56	103	62	I				
1.8 i 16V (95 kW)	1989.02- 1990.12			F	Saloon Engine CA18D	841062	Outer Joint	44T	27	25	56	103	70.5	I				
	1989.02- 1990.12	MT		F	Saloon Engine CA18D	841006	Outer Joint		27	32	56	103.5	68.5	I				
	1989.02- 1990.12	MT		F	Saloon Engine CA18D	841007	Outer Joint	42T	27	32	56	103.5	68.5	I				
	1989.02- 1990.12	MT		F	Saloon Engine CA18D	841061	Outer Joint		27	23	56	99	60	I				
1.8 Turbo (99 kW)	1986.03- 1990.12			F	Saloon Engine CA18T	841045	Outer Joint		27	23	56	103	62	I				
2.0 (75 kW)	1985.12- 1987.12	MT		F	Saloon Engine CA20S	841061	Outer Joint		27	23	56	99	60	I				
	1985.12- 1987.12			F	Saloon Engine CA20S	841045	Outer Joint		27	23	56	103	62	I				
2.0 D (49 kW)	1986.03- 1990.12			F	Saloon Engine LD20	841018	Outer Joint		27	23	56	99	60	I				
	1986.03- 1990.12	MT		F	Saloon Engine LD20	841006	Outer Joint		27	32	56	103.5	68.5	I				
	1986.03- 1990.12	MT		F	Saloon Engine LD20	841007	Outer Joint	42T	27	32	56	103.5	68.5	I				
	1986.03- 1990.12	MT		F	Saloon Engine LD20	841061	Outer Joint		27	23	56	99	60	I				
2.0 i (77 kW)	1985.12- 1990.12			F	Saloon Engine CA20E	841042	Outer Joint	44T	27	23	56	103.5	61.4	I				
	1985.12- 1990.12	MT		F	Saloon Engine CA20E	841006	Outer Joint		27	32	56	103.5	68.5	I				
	1985.12- 1990.12	MT		F	Saloon Engine CA20E	841007	Outer Joint	42T	27	32	56	103.5	68.5	I				
	1985.12- 1990.12	MT		F	Saloon Engine CA20E	841061	Outer Joint		27	23	56	99	60	I				
	1985.12- 1990.12			F	Saloon Engine CA20E	841045	Outer Joint		27	23	56	103	62	I				
BLUEBIRD (T72, T12)																		
1.6 (61 kW)	1986.03- 1990.06			F	Hatchback Engine CA16S	841042	Outer Joint	44T	27	23	56	103.5	61.4	I				
	1986.03- 1990.06			F	Hatchback Engine CA16S	841176	Outer Joint		27	23	56	104	63	I				
	1986.03- 1990.06	MT/AT		F	Hatchback Engine CA16S	841061	Outer Joint		27	23	56	99	60	I				
	1986.03- 1990.06			F	Hatchback Engine CA16S	841045	Outer Joint		27	23	56	103	62	I				
1.6 (66 kW)	1986.03- 1991.06			F	Hatchback Engine CA16S	841176	Outer Joint		27	23	56	104	63	I				
	1986.03- 1991.06	MT/AT		F	Hatchback Engine CA16S	841061	Outer Joint		27	23	56	99	60	I				
	1986.03- 1991.06			F	Hatchback Engine CA16S	841045	Outer Joint		27	23	56	103	62	I				
1.8 i 16V (95 kW)	1989.02- 1990.12			F	Hatchback Engine CA18D	841062	Outer Joint	44T	27	25	56	103	70.5	I				
	1989.02- 1990.12	MT		F	Hatchback Engine CA18D	841006	Outer Joint		27	32	56	103.5	68.5	I				
	1989.02- 1990.12	MT		F	Hatchback Engine CA18D	841007	Outer Joint	42T	27	32	56	103.5	68.5	I				
	1989.02- 1990.12			F	Hatchback Engine CA18D	841176	Outer Joint		27	23	56	104	63	I				
	1989.02- 1990.12	MT		F	Hatchback Engine CA18D	841061	Outer Joint		27	23	56	99	60	I				
1.8 Turbo (99 kW)	1985.12- 1992.11			F	Hatchback Engine CA18T	841045	Outer Joint		27	23	56	103	62	I				
2.0 (75 kW)	1985.12- 1987.12	MT		F	Hatchback Engine CA20S	841061	Outer Joint		27	23	56	99	60	I				
	1985.12- 1987.12			F	Hatchback Engine CA20S	841045	Outer Joint		27	23	56	103	62	I				
2.0 D (49 kW)	1986.03- 1990.12			F	Hatchback Engine LD20	841018	Outer Joint		27	23	56	99	60	I				
	1986.03- 1990.12	MT		F	Hatchback Engine LD20	841006	Outer Joint		27	32	56	103.5	68.5	I				
	1986.03- 1990.12	MT		F	Hatchback Engine LD20	841007	Outer Joint	42T	27	32	56	103.5	68.5	I				
	1986.03- 1990.12	MT		F	Hatchback Engine LD20	841061	Outer Joint		27	23	56	99	60	I				
2.0 i (77 kW)	1985.12- 1990.12			F	Hatchback Engine CA20E	841042	Outer Joint	44T	27	23	56	103.5	61.4	I				
	1985.12- 1990.12	MT		F	Hatchback Engine CA20E	841006	Outer Joint		27	32	56	103.5	68.5	I				
	1985.12- 1990.12	MT		F	Hatchback Engine CA20E	841007	Outer Joint	42T	27	32	56	103.5	68.5	I				





	 YEAR	TRANSM	L/R	F/R	REMARKS	GSP Ref.	 PRODUCT	 ABS	Technical Specifications							
									A	B	C	H	L	P		
NISSAN BLUEBIRD (T72, T12)																
2.0 i (77 kW)	1985.12- 1990.12			F	Hatchback Engine CA20E	841176	Outer Joint		27	23	56	104	63	I		
	1985.12- 1990.12	MT		F	Hatchback Engine CA20E	841061	Outer Joint		27	23	56	99	60	I		
	1985.12- 1990.12			F	Hatchback Engine CA20E	841045	Outer Joint		27	23	56	103	62	I		
BLUEBIRD (U11)																
1.8	1987.01-	AT			Engine CA18S	841023	Outer Joint		27	23	56	103	61.5	M		
1.8 (66 kW)	1983.11- 1988.06			F	Saloon Engine CA18S	841042	Outer Joint	44T	27	23	56	103.5	61.4	I		
	1983.11- 1988.06			F	Saloon Engine CA18S	841176	Outer Joint		27	23	56	104	63	I		
	1983.11- 1988.06	MT/AT		F	Saloon Engine CA18S	841061	Outer Joint		27	23	56	99	60	I		
	1983.11- 1988.06			F	Saloon Engine CA18S	841045	Outer Joint		27	23	56	103	62	I		
1.8 (U11)	1983.01- 1987.12	MT			Engine CA18ET/CA18DET	841063	Outer Joint		27	25	56	103	70.5	I		
1.8 Turbo (99 kW)	1984.04- 1990.05			F	Saloon Engine CA18T	841045	Outer Joint		27	23	56	103	62	I		
2.0 (EU11)	1983.01- 1987.12	MT			Engine LD20	841063	Outer Joint		27	25	56	103	70.5	I		
2.0 (JU11)	1983.01- 1987.12	MT			Engine CA20S	841063	Outer Joint		27	25	56	103	70.5	I		
2.0 (PU11)	1983.01- 1987.12	MT			Engine VG20TE/VG20E	841063	Outer Joint		27	25	56	103	70.5	I		
2.0 D (43 kW)	1984.04- 1988.01	MT		F	Saloon Engine LD20	841061	Outer Joint		27	23	56	99	60	I		
2.0 i (77 kW)	1984.04- 1988.01			F	Saloon Engine CA20E	841042	Outer Joint	44T	27	23	56	103.5	61.4	I		
	1984.04- 1988.01			F	Saloon Engine CA20E	841176	Outer Joint		27	23	56	104	63	I		
	1984.04- 1988.01	MT		F	Saloon Engine CA20E	841061	Outer Joint		27	23	56	99	60	I		
	1984.04- 1988.01			F	Saloon Engine CA20E	841045	Outer Joint		27	23	56	103	62	I		
BLUEBIRD (U14)																
2.0	1996.01- 2001.08	AT			Engine CD20	841054	Outer Joint		27	23	56	103	61.5	M		
BLUEBIRD STATION WAGON (WU11)																
2.0 (75 kW)	1986.04- 1990.09			F	Estate Engine CA20S	841042	Outer Joint	44T	27	23	56	103.5	61.4	I		
	1986.04- 1990.09	MT		F	Estate Engine CA20S	841163	Outer Joint		27	25	56	103	66.5	I		
	1986.04- 1990.09			F	Estate Engine CA20S	841045	Outer Joint		27	23	56	103	62	I		
2.0 D (43 kW)	1984.04- 1988.01			F	Estate Engine LD20	841018	Outer Joint		27	23	56	99	60	I		
	1984.04- 1988.01	MT		F	Estate Engine LD20	841061	Outer Joint		27	23	56	99	60	I		
2.0 D (49 kW)	1986.03- 1990.12	MT		F	Estate Engine LD20	841018	Outer Joint		27	23	56	99	60	I		
	1986.03- 1990.12	MT		F	Estate Engine LD20	841176	Outer Joint		27	23	56	104	63	I		
	1986.03- 1990.12			F	Estate Engine LD20	841045	Outer Joint		27	23	56	103	62	I		
2.0 i (77 kW)	1984.04- 1990.12			F	Estate Engine CA20E	841042	Outer Joint	44T	27	23	56	103.5	61.4	I		
	1984.04- 1990.12			F	Estate Engine CA20E	841176	Outer Joint		27	23	56	104	63	I		
	1984.04- 1990.12	MT		F	Estate Engine CA20E	841061	Outer Joint		27	23	56	99	60	I		
	1984.04- 1990.12			F	Estate Engine CA20E	841045	Outer Joint		27	23	56	103	62	I		
BLUEBIRD SYLPHY (FG10)																
1.5	2000.08-	5MT			Engine QG15DE	841159	Outer Joint	42T	25	22	55	107	57	M		
BLUEBIRD SYLPHY (G10)																
1.5	2000.08-	4AT/F			Engine QG15DE	841159	Outer Joint	42T	25	22	55	107	57	M		
	2000.08-	5MT/F			Engine QG15DE	841159	Outer Joint	42T	25	22	55	107	57	M		
1.8	2000.08-	4AT/F			Engine QG18DE	841034	Outer Joint	42T	25	23	55	107	61	I		
2.0	2000.08-	CVT/F			Engine QR20DD	841034	Outer Joint	42T	25	23	55	107	61	I		
BLUEBIRD SYLPHY (G11E)																
1.5	2005.12- 2009.05	4AT			Engine HR15DE	841303	Outer Joint		25	21	49	95	56	M		
1.5 4WD	2005.12- 2009.05	4AT			Engine HR15DE	841303	Outer Joint		25	21	49	95	56	M		
2.0	2005.12- 2007.05	CVT				841308	Outer Joint		25	23	49	95	56.5	M		
BLUEBIRD SYLPHY (QG10)																
1.8	2000.08-	4AT			Engine QG18DE	841034	Outer Joint	42T	25	23	55	107	61	I		
BLUEBIRD SYLPHY (TG10)																
2.0	2000.08-	CVT			Engine QR20DD	841034	Outer Joint	42T	25	23	55	107	61	I		
BLUEBIRD VAN / WAGON (VEU11)																
2.0	1987.09- 1990.05	MT			Engine LD20	841023	Outer Joint		27	23	56	103	61.5	M		
BLUEBIRD VAN / WAGON (WU11)																
1.8	1987.09- 1990.05	4AT			Engine CA18S	841023	Outer Joint		27	23	56	103	61.5	M		
	1987.10- 1990.05	MT/AT			Engine CA18ET	841035	Outer Joint		27	25	56	101	70	M		
CALIFORNIA (B11)																
1.5	1981.10- 1985.09	MT/AT			Engine E15	841041	Outer Joint		24	22	52	105	56	M		
CALIFORNIA (B12)																
1.5	1985.09- 1990.01	MT/AT			Engine E15S/GA15S	841039	Outer Joint		25	22	52.3	107.4	55.7	M		
	1987.09- 1990.01	4AT			Engine GA15S	841039	Outer Joint		25	22	52.3	107.4	55.7	M		
1.5 4WD	1986.09- 1987.09	MT/AT			Engine E15S	899204	Outer Joint		25	25	52.3	106.5	62	M		
	1987.09- 1990.09	MT/AT			Engine GA15	841023	Outer Joint		27	23	56	103	61.5	M		





	 YEAR	TRANSM	L/R	F/R	REMARKS	GSP Ref.	 PRODUCT	 ABS	Technical Specifications									
									A	B	C	H	L	P				
NISSAN CALIFORNIA (WSB11)																		
1.7	1982.10- 1985.09	MT			Engine CD17	841041	Outer Joint		24	22	52	105	56	M				
CALIFORNIA (WSB12)																		
1.7	1985.09- 1990.09	MT			Engine CD17	841039	Outer Joint		25	22	52.3	107.4	55.7	M				
CALIFORNIA (Y10)																		
1.5	1990.10- 1996.08	MT&AT			Engine GA15D	834024	Outer Joint		25	22	55	107	57	M				
	1990.10- 1995.06	AT			Engine GA15D	841191	Outer Joint	42T	25	22	55	107	57	M				
	1990.10- 1996.05	MT			Engine GA15D	841191	Outer Joint	42T	25	22	55	107	57	M				
	1995.06- 1996.05	AT			Engine GA15D	841033	Outer Joint		25	23	55	107	61	I				
	1995.06- 1996.05	AT			Engine GA15D	841034	Outer Joint	42T	25	23	55	107	61	I				
1.5 4WD	1990.10- 1996.05	AT			Engine GA15	841033	Outer Joint		25	23	55	107	61	I				
	1990.10- 1996.05	MT&AT			Engine GA15	841034	Outer Joint	42T	25	23	55	107	61	I				
CARAVAN HOMY (E24)																		
2.7 4WD	1987.10- 2001.04	MT/AT			Engine TD27	841085	Outer Joint		26	27	50	148	60	M				
	1988.10- 1993.05	AT			Engine TD27T	841085	Outer Joint		26	27	50	148	60	M				
	1988.10- 1993.05	MT/AT			Engine TD27T	841085	Outer Joint		26	27	50	148	60	M				
	1993.05- 1995.08	4AT			Engine TD27TI	841085	Outer Joint		26	27	50	148	60	M				
	1995.08- 1997.05	4AT			Engine TD27ETI	841085	Outer Joint		26	27	50	148	60	M				
3.2 4WD	1996.09- 2001.04	MT/AT			Engine QD32	841085	Outer Joint		26	27	50	148	60	M				
CEFIRO																		
2.0	1996- 1999					841131	Outer Joint		29	25	56	103	65.5	I				
CEFIRO I (J31)																		
2.0 (103 kW)	2000.01-	MT		F	Saloon Engine VQ20DE	841037	Outer Joint	44T	29	25	56	103.5	70.5	I				
3.0 (147 kW)	2000.01-			F	Saloon Engine VQ30DE	841037	Outer Joint	44T	29	25	56	103.5	70.5	I				
CEFIRO J30																		
3.0	1989- 1991				Engine VG30E	841075	Outer Joint		27	25	56	103	70.5	I				
CEFIRO MAXIMA (A32)																		
2.0	1994.08- 1998.12	4AT			Engine VQ20DE	841036	Outer Joint		29	27	56	101	68	M				
	1994.08- 1998.12	5MT			Engine VQ20DE	841036	Outer Joint		29	27	56	101	68	M				
CEFIRO MAXIMA (A33)																		
2.0	1998.12- 2002.12	4AT			Engine VQ20DE	841111	Outer Joint		29	25	56	101	68	M				
	1998.12- 2002.12	5MT			Engine VQ20DE	841111	Outer Joint		29	25	56	101	68	M				
	1998.12- 2002.12	4AT			Engine VQ20DE	841185	Outer Joint	44T	29	25	56	101	68	M				
	1998.12- 2002.12	5MT			Engine VQ20DE	841185	Outer Joint	44T	29	25	56	101	68	M				
	1998.12- 2002.12	5MT			Engine VQ20DE	841187	Outer Joint	44T	29	23	56	103	62	M				
	1998.12- 2002.12	5MT			Engine VQ20DE	841036	Outer Joint		29	27	56	101	68	M				
	2001.01- 2002.12	4AT			Engine VQ20DE	841187	Outer Joint	44T	29	23	56	103	62	M				
2.5	1998.12- 2002.12	4AT			Engine VQ25DD	841111	Outer Joint		29	25	56	101	68	M				
	1998.12- 2002.12	4AT			Engine VQ25DD	841185	Outer Joint	44T	29	25	56	101	68	M				
CEFIRO MAXIMA (HA32)																		
3.0	1994.08- 2001.01	4AT			Engine VQ30DE	841036	Outer Joint		29	27	56	101	68	M				
CEFIRO MAXIMA (PA32)																		
2.5	1994.08- 1998.12	4AT			Engine VQ25DE	841036	Outer Joint		29	27	56	101	68	M				
CEFIRO MAXIMA (PA33)																		
2.5	1998.12- 2001.01	4AT			Engine VQ25DD	841036	Outer Joint		29	27	56	101	68	M				
	1998.12- 2001.01	4AT			Engine VQ25DD	841111	Outer Joint		29	25	56	101	68	M				
	1998.12- 2001.01	4AT			Engine VQ25DD	841185	Outer Joint	44T	29	25	56	101	68	M				
CEFIRO WAGON (A33)																		
2.0	1998.12-	5MT			Engine VQ20DE	841036	Outer Joint		29	27	56	101	68	M				
CEFIRO WAGON (WA32)																		
2.0	1999.08-	4AT			Engine VQ20DE	841036	Outer Joint		29	27	56	101	68	M				
CEFIRO WAGON (WA33)																		
2.0	1998.12-	4AT			Engine VQ20DE	841036	Outer Joint		29	27	56	101	68	M				
CHERRY																		
1.6	1982- 1984					841065	Outer Joint		24	22	52	104	57	M				
CHERRY II (N10)																		
1.0 (32 kW)	1978.08- 1981.07	MT		F	Hatchback Engine A10S	841287	Outer Joint		21	19	48	82.5	50	M				
1.2 (38 kW)	1978.08- 1981.07	MT		F	Coupe Engine A12	841287	Outer Joint		21	19	48	82.5	50	M				
	1978.08- 1981.07	MT		F	Hatchback Engine A12	841287	Outer Joint		21	19	48	82.5	50	M				
1.3 (44 kW)	1981.08- 1982.09	MT		F	Coupe Engine E13	841287	Outer Joint		21	19	48	82.5	50	M				
	1981.08- 1982.09	MT		F	Hatchback Engine E13	841287	Outer Joint		21	19	48	82.5	50	M				
1.4 (59 kW)	1980.08- 1981.07	MT		F	Coupe Engine A14S	841059	Outer Joint		24	22	52	105	55	M				





	 YEAR	TRANSM	L/R	F/R	REMARKS	GSP Ref.	 PRODUCT	 ABS	Technical Specifications					
									A	B	C	H	L	P
NISSAN														
CHERRY II (N10)														
1.4 i.e. (59 kW)	1980.08- 1981.07	MT		F	Hatchback Engine A14S	841059	Outer Joint		24	22	52	105	55	M
CHERRY II TRAVELLER (VN10)														
1.2 (38 kW)	1978.10- 1981.07	MT		F	Estate Engine A12	841287	Outer Joint		21	19	48	82.5	50	M
1.3 (44 kW)	1981.09- 1983.12	MT		F	Estate Engine E13	841287	Outer Joint		21	19	48	82.5	50	M
1.4 (59 kW)	1980.08- 1981.07	MT		F	Estate Engine A14S	841059	Outer Joint		24	22	52	105	55	M
CHERRY III (N12)														
1.3 (44 kW)	1982.05- 1986.10	MT		F	Hatchback Engine E13	841170	Outer Joint		21	22	48	98	57	I
1.5 (55 kW)	1983.11- 1986.10	MT		F	Hatchback Engine E15S	841060	Outer Joint		24	22	52	105	56	I
1.7 D (40 kW)	1982.10- 1986.12	MT/AT		F	Hatchback Engine CD17	841060	Outer Joint		24	22	52	105	56	I
CUBE (Z11)														
1.4	2002.10- 2006.01	4AT			Engine CR14DE	841304	Outer Joint		25	29	49	95	56	I
	2002.10- 2006.01	CVT			Engine CR14DE	841304	Outer Joint		25	29	49	95	56	I
	2006.01-	AT/CVT			Engine CR14DE	841304	Outer Joint		25	29	49	95	56	I
1.4 4WD	2002.10- 2006.01	4AT			Engine CR14DE	841304	Outer Joint		25	29	49	95	56	I
1.5	2003.09- 2006.12	CVT			Engine HR15DE	841304	Outer Joint		25	29	49	95	56	I
1.5 4WD	2005.05- 2006.01	4AT			Engine HR15DE	841304	Outer Joint		25	29	49	95	56	I
CUBE Z11														
-	2002.10-					841224	Outer Joint		25	29	49	95	56	I
DATSUN (D21)														
2.0 4WD	1985.01- 1989.01	MT/AT			Engine Z20	841051	Outer Joint		27	27	50	151	71	M
	1987.08- 1989.09	MT			Engine Z20	841085	Outer Joint		26	27	50	148	60	M
	1989.09- 1993.10	MT			Engine NA20S	841085	Outer Joint		26	27	50	148	60	M
2.3 4WD	1987.08- 1992.08	MT			Engine TD23	841085	Outer Joint		26	27	50	148	60	M
2.7 4WD	1988.11- 1993.10	MT/AT			Engine TD27	841085	Outer Joint		26	27	50	148	60	M
DATSUN 140 Y (HLB310)														
1.4 (49 kW)	1979.02- 1983.06	MT		R	Estate Engine A14	841059	Outer Joint		24	22	52	105	55	M
DATSUN FRONTIER (D22)														
2.4 4WD	1997.01- 1999.06	5FMT			Engine KA24E	841100	Outer Joint		28	25	50	150	71	I
	1999.06- 2002.08	4FAT			Engine KA24DE	841100	Outer Joint		28	25	50	150	71	I
	1999.06- 2002.08	MT/AT			Engine KA24DE	841100	Outer Joint		28	25	50	150	71	I
3.2 4WD	1997.01- 2002.08	5FMT			Engine QD32	841100	Outer Joint		28	25	50	150	71	I
	1997.01- 2002.08	MT/AT			Engine QD32	841100	Outer Joint		28	25	50	150	71	I
	1997.02- 2002.08	4FAT			Engine QD32	841100	Outer Joint		28	25	50	150	71	I
EXA (KEN13)														
1.6 4WD	1986.10- 1990.07	MT&AT			Engine CA16DE	899204	Outer Joint		25	25	52.3	106.5	62	M
KUBISTAR														
1.2 (44 kW)	2003.08-			F	Box Engine D7F764	850004	Outer Joint	26T	21	30	52.2	85.5	59	I
1.2 16V (55 kW)	2006.04-			F	Box Engine D4F712	850069	Outer Joint	44T	23	30	57.5	86.5	58.5	I
1.5 DCi (48 kW)	2003.08-			F	Box Engine K9K704	850069	Outer Joint	44T	23	30	57.5	86.5	58.5	I
1.5 DCi (60 kW)	2003.08-			F	Box Engine K9K722	850069	Outer Joint	44T	23	30	57.5	86.5	58.5	I
KUBISTAR (X76)														
1.2 (44 kW)	2003.08-			F	MPV Engine D7F764	850004	Outer Joint	26T	21	30	52.2	85.5	59	I
1.2 16V (55 kW)	2006.04-			F	MPV Engine D4F712	850069	Outer Joint	44T	23	30	57.5	86.5	58.5	I
1.5 DCi (42 kW)	2003.08-			F	MPV Engine K9K710/K9K714	850069	Outer Joint	44T	23	30	57.5	86.5	58.5	I
1.5 DCi (45 kW)	2005.08-			F	MPV Engine K9K710/K9K714	850069	Outer Joint	44T	23	30	57.5	86.5	58.5	I
1.5 DCi (48 kW)	2003.08-			F	MPV Engine K9K704	850069	Outer Joint	44T	23	30	57.5	86.5	58.5	I
1.5 DCi (50 kW)	2006.04-			F	MPV Engine K9K700	850069	Outer Joint	44T	23	30	57.5	86.5	58.5	I
1.5 DCi (60 kW)	2003.08-			F	MPV Engine K9K722	850069	Outer Joint	44T	23	30	57.5	86.5	58.5	I
1.5 DCi (62 kW)	2006.04-			F	MPV Engine K9K276	850069	Outer Joint	44T	23	30	57.5	86.5	58.5	I
LANGLEY														
1.6 (WPB11)	1988.01- 1992.12	MT			Engine E16S	841083	Outer Joint		25	24	52.3	107	62	I
LANGLEY LIVERTAVILLA (BEN13)														
1.6	1986.10- 1990.07	MT&AT			Engine CA16	899204	Outer Joint		25	25	52.3	106.5	62	M
LANGLEY LIVERTAVILLA (BSN13)														
1.7	1986.10- 1990.07	MT			Engine CD17	841039	Outer Joint		25	22	52.3	107.4	55.7	M
LANGLEY LIVERTAVILLA (N12)														
1.5	1982.05- 1986.10	MT&AT			Engine E15	841041	Outer Joint		24	22	52	105	56	M
LANGLEY LIVERTAVILLA (N13)														
1.5	1986.10- 1990.07	MT/AT			Engine E15/GA15	841039	Outer Joint		25	22	52.3	107.4	55.7	M
	1986.10- 1988.09	4AT			Engine E15	899204	Outer Joint		25	25	52.3	106.5	62	M
	1987.01- 1988.09	MT/AT			Engine E15E	899204	Outer Joint		25	25	52.3	106.5	62	M





	 YEAR	TRANSM	L/R	F/R	REMARKS	GSP Ref.	 PRODUCT	 ABS	Technical Specifications					
									A	B	C	H	L	P
NISSAN														
LANGLEY LIVERTAVILLA (N13)														
1.5	1988.09- 1990.07	4AT			Engine GA15	841039	Outer Joint		25	22	52.3	107.4	55.7	M
1.5 4WD	1988.09- 1990.07	MT/AT			Engine GA15	841023	Outer Joint		27	23	56	103	61.5	M
LANGLEY LIVERTAVILLA (SN12)														
1.7	1983.05- 1986.10	MT			Engine CD17	841041	Outer Joint		24	22	52	105	56	M
LARGO (C22)														
2.0 4WD	1986.11- 1993.04	MT/AT			Engine CA20/LD20T	841085	Outer Joint		26	27	50	148	60	M
	1986.11- 1993.04	MT			Engine LD20	841085	Outer Joint		26	27	50	148	60	M
LARGO (ED7)														
2.4 4WD	1993.05-	4AT			Engine KA24DE	841023	Outer Joint		27	23	56	103	61.5	M
	1993.05-	4AT			Engine KA24DE	841024	Outer Joint	42T	27	23	56	103	61.5	M
LARGO (UD7)														
2.0 4WD	1993.05-	4AT			Engine CD20TI	841023	Outer Joint		27	23	56	103	61.5	M
	1993.05-	4AT			Engine CD20TI	841024	Outer Joint	42T	27	23	56	103	61.5	M
LARGO (W30)														
2.0 4WD	1993.05- 1996.10	MT/AT			Engine CD20TI	841023	Outer Joint		27	23	56	103	61.5	M
	1993.05- 1999.06	MT/AT			Engine CD20TI	841024	Outer Joint	42T	27	23	56	103	61.5	M
2.4 4WD	1993.05- 1996.10	MT/AT			Engine KA24DE	841023	Outer Joint		27	23	56	103	61.5	M
	1993.05- 1999.06	MT/AT			Engine KA24DE	841024	Outer Joint	42T	27	23	56	103	61.5	M
LATIO (JY12)														
1.8	2005.01-	MT/AT				841308	Outer Joint		25	23	49	95	56.5	M
LATIO (ZE11)														
1.6	2005.01-	4AT			Engine HR16DE	841302	Outer Joint		25	22	49	95	56	M
	2005.01-	5MT			Engine HR16DE	841302	Outer Joint		25	22	49	95	56	M
LAUREL														
1.6	1990-			R	B13 GA13 GA16DE GA16DS	641002	Inner Joint		25	23	40	63	101	
LAUREL SPIRIT (B11)														
1.5	1982.01- 1986.08	MT/AT			Engine E15S E	841041	Outer Joint		24	22	52	105	56	M
LAUREL SPIRIT (B12)														
1.5	1986.08- 1987.09	MT			Engine E15E	841039	Outer Joint		25	22	52.3	107.4	55.7	M
	1986.08- 1990.03	MT/AT			Engine E15S/GA15S E	841039	Outer Joint		25	22	52.3	107.4	55.7	M
	1986.08- 1987.09	AT			Engine E15E	899204	Outer Joint		25	25	52.3	106.5	62	M
	1987.09- 1990.03	4AT			Engine GA15S E	841039	Outer Joint		25	22	52.3	107.4	55.7	M
1.5 4WD	1987.09- 1990.03	MT/AT			Engine GA15S E	841023	Outer Joint		27	23	56	103	61.5	M
LAUREL SPIRIT (EB12)														
1.6	1986.08- 1990.03	MT&AT			Engine CA16D	899204	Outer Joint		25	25	52.3	106.5	62	M
LAUREL SPIRIT (SB11)														
1.7	1983.11- 1986.08	MT&AT			Engine CD17	841041	Outer Joint		24	22	52	105	56	M
LAUREL SPIRIT (SB12)														
1.7	1986.08- 1990.03	MT			Engine CD17	841039	Outer Joint		25	22	52.3	107.4	55.7	M
MARCH (K11)														
-				R	CG10	841090	Outer Joint		23	19	48	93	53.5	M
MARCH / MICRA (HK11)														
1.3	1992.01-	AT			Engine CG13DE	841119	Outer Joint		23	22	48	92.5	56.5	M
	1992.01- 1999.05	MT/AT/CVT			Engine CG13DE	841119	Outer Joint		23	22	48	92.5	56.5	M
	1992.01- 1995.12	MT/CVT			Engine CG13DE	841119	Outer Joint		23	22	48	92.5	56.5	M
	1992.01- 1997.05	MT/AT/CVT			Engine CG13DE	841156	Outer Joint	42T	23	22	48	92.5	56.5	M
	1992.01- 1995.12	MT/AT			Engine CG13DE	841156	Outer Joint	42T	23	22	48	92.5	56.5	M
	1992.01-	MT/CVT			Engine CG13DE	841156	Outer Joint	42T	23	22	48	92.5	56.5	M
MARCH / MICRA (K10)														
1.0	1982.01- 1988.01	MT			Engine MA10S	841291	Outer Joint		21	19	48	97	53.5	M
	1982.01- 1988.01	AT			Engine MA10S	841291	Outer Joint		21	19	48	97	53.5	M
	1983.10- 1989.01	MT/AT			Engine MA10S	841291	Outer Joint		21	19	48	97	53.5	M
	1983.10- 1989.01	AT			Engine MA10S	841291	Outer Joint		21	19	48	97	53.5	M
	1983.10- 1989.01	MT			Engine MA10S	841291	Outer Joint		21	19	48	97	53.5	M
MARCH / MICRA (K11)														
1.0	1992.01-	4AT			Engine CG10DE	841114	Outer Joint		23	19	48	93	53.5	M
	1992.01- 1997.05	5MT			Engine CG10DE	841114	Outer Joint		23	19	48	93	53.5	M
	1992.01- 1995.12	MT&AT			Engine CG10DE	841114	Outer Joint		23	19	48	93	53.5	M
	1992.01-	CVT			Engine CG10DE	841114	Outer Joint		23	19	48	93	53.5	M
	1992.01- 1999.11	5MT			Engine CG10DE	841154	Outer Joint	42T	23	19	48	93	53.5	M
	1992.01- 1995.12	AT			Engine CG10DE	841154	Outer Joint	42T	23	19	48	93	53.5	M





	 YEAR	TRANSM	L/R	F/R	REMARKS	GSP Ref.	 PRODUCT	 ABS	Technical Specifications						
									A	B	C	H	L	P	
NISSAN															
MARCH / MICRA (K11)															
1.0	1992.01- 1999.11	CVT			Engine CG10DE	841154	Outer Joint	42T	23	19	48	93	53.5	M	
	1992.01-	MT			Engine CG10DE	841154	Outer Joint	42T	23	19	48	93	53.5	M	
	1992.01- 1999.05	MT/AT/CVT			Engine CG10DE	841119	Outer Joint		23	22	48	92.5	56.5	M	
	1992.01- 1997.05	MT/AT/CVT			Engine CG10DE	841156	Outer Joint	42T	23	22	48	92.5	56.5	M	
MARCH / MICRA (K12)															
1.0	2002.02-	4AT/F			Engine CR10DE	841188	Outer Joint		25	22	49	95	56	M	
	2002.02- 2003.07	4AT			Engine CR10DE	841188	Outer Joint		25	22	49	95	56	M	
1.2	2002.02-	4AT/F			Engine CR12DE	841188	Outer Joint		25	22	49	95	56	M	
	2002.02-	4AT			Engine CR12DE	841188	Outer Joint		25	22	49	95	56	M	
	2002.02-	5MT/F			Engine CR12DE	841188	Outer Joint		25	22	49	95	56	M	
1.4	2002.02-	4AT/F			Engine CR14DE	841188	Outer Joint		25	22	49	95	56	M	
	2002.02-	4AT			Engine CR14DE	841188	Outer Joint		25	22	49	95	56	M	
1.4 4WD	2002.02-	4AT/F			Engine CR14DE	841188	Outer Joint		25	22	49	95	56	M	
	2002.09-	4AT			Engine CR14DE	841188	Outer Joint		25	22	49	95	56	M	
MARCH MICRA (K12)															
1.0	2002.02-	4AT			Engine CR10DE	841302	Outer Joint		25	22	49	95	56	M	
1.2	2002.02-	5MT			Engine CR12DE	841302	Outer Joint		25	22	49	95	56	M	
	2002.02-	4AT			Engine CR12DE	841302	Outer Joint		25	22	49	95	56	M	
1.4	2002.02-	4AT			Engine CR14DE	841302	Outer Joint		25	22	49	95	56	M	
1.4 4WD	2002.09-	4AT			Engine CR14DE	841302	Outer Joint		25	22	49	95	56	M	
MAXIMA															
-	1985- 1988					641036	Inner Joint		27	27	39	63.5	121.5		
	1992- 1994					841149	Outer Joint	46T	29	27	56	103.5	71	I	
	1992- 1999					641008	Inner Joint		29/31	27	46	86.8	124		
	1992- 1994					841089	Outer Joint		29	27	56	103.5	71	I	
2.0	2007-					841101	Outer Joint		29	25	56	103.5	70.5	I	
3.0	2007-					841101	Outer Joint		29	25	56	103.5	70.5	I	
MAXIMA (J30)															
3.0	1988.01-	MT/AT			Engine VG30E	841035	Outer Joint		27	25	56	101	70	M	
	1989- 1991				Engine VG30E	841075	Outer Joint		27	25	56	103	70.5	I	
	1991.08- 1994.02	AT			Engine VE30DE	841035	Outer Joint		27	25	56	101	70	M	
MAXIMA II (J30)															
3.0 i (125 kW)	1988.10- 1994.06	MT		F	Saloon Engine VG30E	899056	Outer Joint	46T	27	25	56	103	70.5	I	
	1988.10- 1994.06			F	Saloon Engine VG30E	841151	Outer Joint	46T	27	25	56	103	68	I	
	1988.10- 1994.06			F	Saloon Engine VG30E	841011	Outer Joint		27	25	56	103	66	I	
MAXIMA QX (A32)															
2.0 (103 kW)	1995.02- 2000.08			F	Saloon Engine VQ20DE	841022	Outer Joint	46T	29	27	56	103.5	70.5	I	
	1995.02- 2000.08	MT/AT		F	Saloon Engine VQ20DE	841021	Outer Joint		29	27	56	103.5	70.5	I	
2.5 V6 24V (140 kW)	1995.02- 2000.08			F	Saloon Engine VQ25DE	841022	Outer Joint	46T	29	27	56	103.5	70.5	I	
	1995.02- 2000.08	AT		F	Saloon Engine VQ25DE	841021	Outer Joint		29	27	56	103.5	70.5	I	
3.0 (142 kW)	1995.02- 2000.08			F	Saloon Engine VQ25DE	841152	Outer Joint	44T	29	27	56	103.5	70.5	I	
	1995.01- 2000.08			F	Saloon Engine VQ30DE	841022	Outer Joint	46T	29	27	56	103.5	70.5	I	
3.0 (142 kW)	1995.01- 2000.08	AT		F	Saloon Engine VQ30DE	841021	Outer Joint		29	27	56	103.5	70.5	I	
	1995.01- 2000.08			F	Saloon Engine VQ30DE	841022	Outer Joint		29	27	56	103.5	70.5	I	
MAXIMA QX (A33)															
2.0 V6 24V (103 kW)	2000.03- 2003.11			F	Saloon Engine VQ20DE	841022	Outer Joint	46T	29	27	56	103.5	70.5	I	
	2000.03- 2003.11	MT		F	Saloon Engine VQ20DE	841037	Outer Joint	44T	29	25	56	103.5	70.5	I	
	2000.03- 2003.11			F	Saloon Engine VQ20DE	841152	Outer Joint	44T	29	27	56	103.5	70.5	I	
2.5 V6 24V (154 kW)	2000.03- 2003.11			F	Saloon Engine VQ25DE	841022	Outer Joint	46T	29	27	56	103.5	70.5	I	
	2000.03- 2003.11			F	Saloon Engine VQ25DE	841152	Outer Joint	44T	29	27	56	103.5	70.5	I	
3.0 V6 24V (147 kW)	2000.03- 2003.11			F	Saloon Engine VQ30DE	841022	Outer Joint	46T	29	27	56	103.5	70.5	I	
	2000.03- 2003.11			F	Saloon Engine VQ30DE	841037	Outer Joint	44T	29	25	56	103.5	70.5	I	
	2000.03- 2003.11			F	Saloon Engine VQ30DE	841152	Outer Joint	44T	29	27	56	103.5	70.5	I	
MAXIMA STATION WAGON															
2.0 QX (103 kW)	1997.10-			F	Estate Engine VQ20DE	841022	Outer Joint	46T	29	27	56	103.5	70.5	I	
	1997.10-	MT&AT		F	Estate Engine VQ20DE	841037	Outer Joint	44T	29	25	56	103.5	70.5	I	
	1997.10-	MT/AT		F	Estate Engine VQ20DE	841021	Outer Joint		29	27	56	103.5	70.5	I	
2.5 V6 24V (140 kW)	1997.10-			F	Estate Engine VQ25DE	841022	Outer Joint	46T	29	27	56	103.5	70.5	I	
	1997.10-			F	Estate Engine VQ25DE	841152	Outer Joint	44T	29	27	56	103.5	70.5	I	
	1997.10-	MT/AT		F	Estate Engine VQ25DE	841021	Outer Joint		29	27	56	103.5	70.5	I	
3.0 QX (142 kW)	1997.10-			F	Estate Engine VQ30DE	841022	Outer Joint	46T	29	27	56	103.5	70.5	I	
	1997.10-	MT/AT		F	Estate Engine VQ30DE	841021	Outer Joint		29	27	56	103.5	70.5	I	





	 YEAR	TRANSM	L/R	F/R	REMARKS	GSP Ref.	 PRODUCT	 ABS	Technical Specifications								
									A	B	C	H	L	P			
NISSAN MICRA / MARCH (K12)																	
-	2002-					659036	Inner Joint		26	22	40	64.5	98				
MICRA C+C (K12)																	
-	2005-					659036	Inner Joint		26	22	40	64.5	98				
1.4 16V (65 kW)	2005.08-			F	Convertible Engine CR14DE	841046	Outer Joint		23	21	49	83.5	56	M			
1.6 160 SR (81 kW)	2005.08-			F	Convertible Engine HR16DE	841047	Outer Joint		23	22	49	83.5	56	M			
MICRA I (K10)																	
1.0 (37 kW)	1982.12- 1989.12	MT/AT		F	Hatchback Engine MA10S	841172	Outer Joint		21	19	48	94	53	I			
	1982.12- 1989.12			F	Hatchback Engine MA10S	841031	Outer Joint		23	19	48	93	53.5	I			
1.0 (40 kW)	1982.12- 1989.05	MT/AT		F	Hatchback Engine MA10S	841172	Outer Joint		21	19	48	94	53	I			
	1982.12- 1989.05			F	Hatchback Engine MA10S	841031	Outer Joint		23	19	48	93	53.5	I			
1.2 (40 kW)	1986.07- 1992.07	MT		F	Hatchback Engine MA12S	841172	Outer Joint		21	19	48	94	53	I			
	1986.07- 1992.07			F	Hatchback Engine MA12S	841031	Outer Joint		23	19	48	93	53.5	I			
1.2 (44 kW)	1986.07- 1992.07	MT		F	Hatchback Engine MA12S	841172	Outer Joint		21	19	48	94	53	I			
	1986.07- 1992.07			F	Hatchback Engine MA12S	841031	Outer Joint		23	19	48	93	53.5	I			
MICRA II																	
1.0	1993.01- 1998.04	MT	L	F	K11	241154	Drive Shaft	42T	23	21	48	93	607				
MICRA II (K11)																	
1.0 i 16V (40 kW)	1992.08- 2000.09	MT/AT		F	Hatchback Engine CG10DE	841058	Outer Joint	42T	23	19	48	93	53.5	I			
	1992.08- 2000.09			F	Hatchback Engine CG10DE	841020	Outer Joint	42T	23	19	48	93	53.5	M			
	1992.08- 2000.09		L	F	Hatchback Engine CG10DE	241083	Drive Shaft		23	21	48	93	608.5				
	1992.08- 2000.09		R	F	Hatchback Engine CG10DE	241084	Drive Shaft		23	21	48	93	822.5				
	1992.08- 2000.09	MT/AT		F	Hatchback Engine CG10DE	841040	Outer Joint		23	19	48	93	53.5	I			
1.0 i 16V (44 kW)	2000.09- 2003.02	MT/AT		F	Hatchback Engine CG10DE	841058	Outer Joint	42T	23	19	48	93	53.5	I			
	2000.09- 2003.02			F	Hatchback Engine CG10DE	841020	Outer Joint	42T	23	19	48	93	53.5	M			
1.3 i 16V (55 kW)	1992.08- 2000.09	MT/AT		F	Hatchback Engine CG13DE	841013	Outer Joint	42T	23	22	48	93	56.5	I			
	1992.08- 2000.09	MT/AT		F	Hatchback Engine CG13DE	841012	Outer Joint		23	22	48	93	56.5	I			
	1992.08- 2000.09			F	Hatchback Engine CG13DE	641045	Inner Joint		24	22	40	51.5	97				
	1992.08- 2000.09		L	F	Hatchback Engine CG13DE	241156	Drive Shaft		23	24	48	93	594.5				
	1992.08- 2000.09		R	F	Hatchback Engine CG13DE	241193	Drive Shaft		23	24	48	93	840				
1.5 D (42 kW)	1998.02- 2003.02	MT/AT		F	Hatchback Engine TD15	841013	Outer Joint	42T	23	22	48	93	56.5	I			
	1998.02- 2003.02			F	Hatchback Engine TD15	841012	Outer Joint		23	22	48	93	56.5	I			
MICRA III																	
1.0	1998.04- 2002.12	MT	L	F	K11	241154	Drive Shaft	42T	23	21	48	93	607				
MICRA III (K12)																	
1.0 16V (48 kW)	2003.01- 2010.06			F	Hatchback Engine CG10DE	841046	Outer Joint		23	21	49	83.5	56	M			
1.2 16V (48 kW)	2007.09- 2010.06			F	Hatchback Engine CG12DE/CR12DE	841046	Outer Joint		23	21	49	83.5	56	M			
1.2 16V (59 kW)	2003.01- 2010.06			F	Hatchback Engine CR12DE/CG12DE	841046	Outer Joint		23	21	49	83.5	56	M			
1.4 16V (65 kW)	2003.01- 2007.09			F	Hatchback Engine CR14DE	841046	Outer Joint		23	21	49	83.5	56	M			
1.5 DCi (48 kW)	2003.01- 2006.03			F	Hatchback Engine K9K704	841047	Outer Joint		23	22	49	83.5	56	M			
1.5 DCi (50 kW)	2005.10- 2006.06			F	Hatchback Engine K9K708	841047	Outer Joint		23	22	49	83.5	56	M			
1.5 DCi (60 kW)	2003.09- 2010.06		L	F	Hatchback Engine K9K722	241407	Drive Shaft		23	26	49	83.5	646				
	2003.09- 2010.06		R	F	Hatchback Engine K9K722	241408	Drive Shaft		23	26	49	83.5	897				
	2003.09- 2010.06			F	Hatchback Engine K9K722	841244	Outer Joint		23	23	49	83.5	59	M			
	2003.09- 2010.06			F	Hatchback Engine K9K722	841047	Outer Joint		23	22	49	83.5	56	M			
1.5 DCi (63 kW)	2005.06- 2010.06		L	F	Hatchback Engine K9K276	241407	Drive Shaft		23	26	49	83.5	646				
	2005.06- 2010.06		R	F	Hatchback Engine K9K276	241408	Drive Shaft		23	26	49	83.5	897				
	2005.06- 2010.06			F	Hatchback Engine K9K276	841244	Outer Joint		23	23	49	83.5	59	M			
1.6 SR (81 kW)	2005.05- 2007.09			F	Hatchback Engine HR16DE	841047	Outer Joint		23	22	49	83.5	56	M			
MISTRAL / TERRANO II (R20)																	
2.7	1994.06- 1996.10	AT			Engine TD27T	841085	Outer Joint		26	27	50	148	60	M			
MURANO (KWZ50)																	
3.5	2004.09-	CVT/F			Engine VQ35DE	841245	Outer Joint		29	36	56	102	69.5	I			
3.5 4WD	2004.09-	CVT/F			Engine VQ35DE	841245	Outer Joint		29	36	56	102	69.5	I			
MURANO (Z50)																	
3.5 4x4 (172 kW)	2004.10- 2007.04				All-wheel Drive Closed Off-Road Vehicle	841232	Outer Joint		29	36	56	102.5	70	I			
MURANO (Z51)																	
3.5 4x4 (188 kW)	2008.10-				All-wheel Drive Closed Off-Road Vehicle Engine VQ35DE	841232	Outer Joint		29	36	56	102.5	70	I			
NAVARA (D40)																	
2.5 DCi (106 kW)	2005.07-	MT		R	Pickup Engine YD25DDTi	841231	Outer Joint		29	36	68	122.5	60	M			
2.5 DCi (140 kW)	2010.03-		L/R	F	Platform/Chassis Engine YD25DDTi	241262	Drive Shaft		29	27	67	115	634				
2.5 DCi 4WD (126 kW)	2006.10-	MT		F	All-wheel Drive Pickup Engine YD25DDTi	841240	Outer Joint		29	27	67	115	63	M			
	2006.10-	MT	L/R		All-wheel Drive Pickup Engine YD25DDTi	241262	Drive Shaft		29	27	67	115	634				





	 YEAR	TRANSM	L/R	F/R	REMARKS	GSP Ref.	 PRODUCT	 ABS	Technical Specifications							
									A	B	C	H	L	P		
NISSAN NAVARA (D40)																
2.5 DCi 4WD (126 kW)	2006.10-	AT			All-wheel Drive Pickup Engine YD25DDTi	841257	Outer Joint		29	26	67	115.5	62	M		
	2006.10-	MT			All-wheel Drive Pickup Engine YD25DDTi	841231	Outer Joint		29	36	68	122.5	60	M		
2.5 DCi 4WD (128 kW)	2005.07-	MT		F	All-wheel Drive Pickup Engine YD25DDTi	841240	Outer Joint		29	27	67	115	63	M		
	2005.07-	MT	L/R		All-wheel Drive Pickup Engine YD25DDTi	241262	Drive Shaft		29	27	67	115	634			
	2005.07-	AT			All-wheel Drive Pickup Engine YD25DDTi	841257	Outer Joint		29	26	67	115.5	62	M		
	2005.07-	MT			All-wheel Drive Pickup Engine YD25DDTi	841231	Outer Joint		29	36	68	122.5	60	M		
2.5 DCi 4WD (140 kW)	2009.12-	MT	L/R		All-wheel Drive Pickup Engine YD25DDTi	241262	Drive Shaft		29	27	67	115	634			
	2009.12-	AT			All-wheel Drive Pickup Engine YD25DDTi	841257	Outer Joint		29	26	67	115.5	62	M		
NOTE (E11)																
-	2005-					659036	Inner Joint		26	22	40	64.5	98			
1.4 (65 kW)	2006.03- 2007.12			F	MPV Engine CR14DE	841047	Outer Joint		23	22	49	83.5	56	M		
1.5 DCi (50 kW)	2006.03- 2007.12	5MT	L	F	MPV Engine K9K700	241407	Drive Shaft		23	26	49	83.5	646			
	2006.03- 2007.12	5MT	R	F	MPV Engine K9K700	241408	Drive Shaft		23	26	49	83.5	897			
	2006.03- 2007.12			F	MPV Engine K9K700	841244	Outer Joint		23	23	49	83.5	59	M		
1.5 DCi (63 kW)	2008.05-	5MT	L	F	MPV Engine K9K276	241407	Drive Shaft		23	26	49	83.5	646			
	2008.05-	5MT	R	F	MPV Engine K9K276	241408	Drive Shaft		23	26	49	83.5	897			
	2008.05-			F	MPV Engine K9K276	841244	Outer Joint		23	23	49	83.5	59	M		
1.5 DCi (66 kW)	2010.09-		L	F	MPV Engine K9K276	241407	Drive Shaft		23	26	49	83.5	646			
	2010.09-		R	F	MPV Engine K9K276	241408	Drive Shaft		23	26	49	83.5	897			
1.5 DCi (76 kW)	2008.07-	5MT	L	F	MPV Engine K9K292	241407	Drive Shaft		23	26	49	83.5	646			
	2008.07-	5MT	R	F	MPV Engine K9K292	241408	Drive Shaft		23	26	49	83.5	897			
	2008.07-			F	MPV Engine K9K292	841244	Outer Joint		23	23	49	83.5	59	M		
1.6 (81 kW)	2006.03- 2007.12	AT	L	F	MPV Engine HR16DE	241409	Drive Shaft		23	25	49	83.5	647			
	2006.03- 2007.12			F	MPV Engine HR16DE	841047	Outer Joint		23	22	49	83.5	56	M		
NX COUPE																
1.6	1990-			R	B13 GA13 GA16DE GA16DS	641002	Inner Joint		25	23	40	63	101			
NX COUPE (EB13)																
1.6	1990.01- 1993.12	MT&AT			Engine GA16DE	841033	Outer Joint		25	23	55	107	61	I		
	1990.01- 1993.12	MT&AT			Engine GA16DE	841034	Outer Joint	42T	25	23	55	107	61	I		
NX COUPE (FB13)																
1.5	1990.01- 1993.12	MT&AT			Engine GA15DS	834024	Outer Joint		25	22	55	107	57	M		
	1990.01- 1993.12	MT&AT			Engine GA15DS	841191	Outer Joint	42T	25	22	55	107	57	M		
PATHFINDER																
-	1996- 2004				SUV/Truck/VAN 4WD	641014	Inner Joint			27		81.2				
	2005-				R51M	841257	Outer Joint		29	26	67	115.5	62	M		
PATHFINDER (R50)																
2.7 TD 4WD (96 kW)	1997.09- 2004.12			F	All-wheel Drive Closed Off-Road Vehicle Engine TD27ETi	841016	Outer Joint		28	27	50	150	71	I		
3.2 TD 4WD (110 kW)	1997.09- 2004.12			F	All-wheel Drive Closed Off-Road Vehicle Engine QD32ETi	841016	Outer Joint		28	27	50	150	71	I		
3.3 V6 4WD (110 kW)	1998.03- 2000.10			F	All-wheel Drive Closed Off-Road Vehicle Engine VG33E	841016	Outer Joint		28	27	50	150	71	I		
3.3 V6 4WD (125 kW)	1997.09- 2004.12			F	All-wheel Drive Closed Off-Road Vehicle Engine VG33E	841016	Outer Joint		28	27	50	150	71	I		
3.5 V6 4WD (162 kW)	2000.11- 2004.12			F	All-wheel Drive Closed Off-Road Vehicle Engine VQ35	841016	Outer Joint		28	27	50	150	71	I		
PATHFINDER (R51)																
2.5 DCi 4WD (120 kW)	2005.01-	MT	L/R		All-wheel Drive Closed Off-Road Vehicle Engine YD25DDTi	241262	Drive Shaft		29	27	67	115	634			
2.5 DCi 4WD (126 kW)	2006.09- 2007.12	MT		F	All-wheel Drive Closed Off-Road Vehicle Engine YD25DDTi	841240	Outer Joint		29	27	67	115	63	M		
	2006.09- 2007.12	MT	L/R		All-wheel Drive Closed Off-Road Vehicle Engine YD25DDTi	241262	Drive Shaft		29	27	67	115	634			
	2006.09- 2007.12	AT			All-wheel Drive Closed Off-Road Vehicle Engine YD25DDTi	841257	Outer Joint		29	26	67	115.5	62	M		
2.5 DCi 4WD (128 kW)	2005.02- 2006.12	MT		F	All-wheel Drive Closed Off-Road Vehicle Engine YD25DDTi	841240	Outer Joint		29	27	67	115	63	M		
	2005.02- 2006.12	MT	L/R		All-wheel Drive Closed Off-Road Vehicle Engine YD25DDTi	241262	Drive Shaft		29	27	67	115	634			
	2005.02- 2006.12	AT			All-wheel Drive Closed Off-Road Vehicle Engine YD25DDTi	841257	Outer Joint		29	26	67	115.5	62	M		
2.5 DCi 4WD (140 kW)	2010.08-	MT	L/R		All-wheel Drive Closed Off-Road Vehicle Engine YD25DDTi	241262	Drive Shaft		29	27	67	115	634			
	2010.08-	AT			All-wheel Drive Closed Off-Road Vehicle Engine YD25DDTi	841257	Outer Joint		29	26	67	115.5	62	M		
PATROL GR (Y60, GR)																
2.8 TD (85 kW)	1988.09- 1997.06	MT		F	All-wheel Drive Closed Off-Road Vehicle Engine RD28T	841026	Outer Joint		31	27	60	160.5	57	M		
4.2 CAT (121 kW)	1988.11- 1998.02	MT		F	All-wheel Drive Closed Off-Road Vehicle Engine TB42E	841026	Outer Joint		31	27	60	160.5	57	M		
4.2 D (85 kW)	1988.11- 1997.06	MT		F	All-wheel Drive Closed Off-Road Vehicle Engine TD42	841026	Outer Joint		31	27	60	160.5	57	M		
PATROL GR II (Y61)																
2.8 TD (95 kW)	1997.06- 2000.05		R	F	All-wheel Drive Closed Off-Road Vehicle Engine RD28Ti	241179	Drive Shaft		31		60	162.5	617			
	1997.06- 2000.05		L	F	All-wheel Drive Closed Off-Road Vehicle Engine RD28Ti	241221	Drive Shaft		31		60	162.5	1115			
3.0 DTi (116 kW)	2000.05-		R	F	All-wheel Drive Closed Off-Road Vehicle Engine ZD30DDTi	241179	Drive Shaft		31		60	162.5	617			
	2000.05-		L	F	All-wheel Drive Closed Off-Road Vehicle Engine ZD30DDTi	241221	Drive Shaft		31		60	162.5	1115			





	 YEAR	TRANSM	L/R	F/R	REMARKS	GSP Ref.	 PRODUCT	 ABS	Technical Specifications					
									A	B	C	H	L	P
NISSAN														
PATROL GR II (Y61)														
3.0 DTi (118 kW)	2006.08- 2007.12		R	F	All-wheel Drive Closed Off-Road Vehicle Engine ZD30DDTi	241179	Drive Shaft		31	60	162.5	617		
	2006.08- 2007.12		L	F	All-wheel Drive Closed Off-Road Vehicle Engine ZD30DDTi	241221	Drive Shaft		31	60	162.5	1115		
4.8 (180 kW)	2000.03-		R	F	All-wheel Drive Closed Off-Road Vehicle Engine TB48DE	241179	Drive Shaft		31	60	162.5	617		
	2000.03-		L	F	All-wheel Drive Closed Off-Road Vehicle Engine TB48DE	241221	Drive Shaft		31	60	162.5	1115		
PATROL HARDTOP (K160)														
2.8 (88 kW)	1980.07- 1988.08				All-wheel Drive Closed Off-Road Vehicle Engine L28	841241	Outer Joint		29	27	35	158	57	I
2.8 (89 kW)	1980.07- 1988.08				All-wheel Drive Closed Off-Road Vehicle Engine L28	841241	Outer Joint		29	27	35	158	57	I
3.2 D (70 kW)	1979.11- 1988.08				All-wheel Drive Closed Off-Road Vehicle Engine SD33	841241	Outer Joint		29	27	35	158	57	I
3.2 TD (81 kW)	1983.07- 1988.08				All-wheel Drive Closed Off-Road Vehicle Engine SD33T	841241	Outer Joint		29	27	35	158	57	I
PATROL HARDTOP (K260)														
2.8 (88 kW)	1986.05- 1990.06				All-wheel Drive Closed Off-Road Vehicle Engine L28	841241	Outer Joint		29	27	35	158	57	I
2.8 TD (85 kW)	1986.05- 1990.06	MT		F	All-wheel Drive Closed Off-Road Vehicle Engine RD28T	841026	Outer Joint		31	27	60	160.5	57	M
3.2 D (81 kW)	1988.08- 1990.06				All-wheel Drive Closed Off-Road Vehicle Engine SD33T	841241	Outer Joint		29	27	35	158	57	I
PATROL STATION WAGON (W160)														
2.8 (88 kW)	1980.07- 1988.08				All-wheel Drive Closed Off-Road Vehicle Engine L28	841241	Outer Joint		29	27	35	158	57	I
3.2 D (70 kW)	1979.11- 1988.08				All-wheel Drive Closed Off-Road Vehicle Engine SD33	841241	Outer Joint		29	27	35	158	57	I
3.2 TD (81 kW)	1983.07- 1988.08				All-wheel Drive Closed Off-Road Vehicle Engine SD33T	841241	Outer Joint		29	27	35	158	57	I
PATROL STATION WAGON (W260)														
2.8 TD (85 kW)	1989.06- 1995.11	MT		F	All-wheel Drive Closed Off-Road Vehicle Engine RD28T	841026	Outer Joint		31	27	60	160.5	57	M
	1989.06- 1995.11				All-wheel Drive Closed Off-Road Vehicle Engine RD28T	841241	Outer Joint		29	27	35	158	57	I
3.2 D (81 kW)	1988.08- 1990.06				All-wheel Drive Closed Off-Road Vehicle Engine SD33T	841241	Outer Joint		29	27	35	158	57	I
PICK UP (720)														
2.2 4WD (71 kW)	1983.04- 1986.03			F	All-wheel Drive Pickup Engine Z22	841086	Outer Joint		27	27	50	150	71	I
2.5 D 4WD (53 kW)	1983.04- 1986.03			F	All-wheel Drive Pickup Engine SD25	841086	Outer Joint		27	27	50	150	71	I
PICK UP (D21)														
2.4 i 12V 4WD (93 kW)	1992.04- 1998.02			F	All-wheel Drive Pickup Engine KA24E	841086	Outer Joint		27	27	50	150	71	I
2.4 i 4WD (74 kW)	1986.03- 1992.04				All-wheel Drive Pickup Engine Z24i	841178	Outer Joint		26	27	50	147.5	64	I
	1986.03- 1992.04			F	All-wheel Drive Pickup Engine Z24i	841086	Outer Joint		27	27	50	150	71	I
2.5 D (61 kW)	1996.03- 1998.02			R	Pickup Engine TD25	841178	Outer Joint		26	27	50	147.5	64	I
2.5 D 4WD (55 kW)	1986.03- 1991.08				All-wheel Drive Pickup Engine SD25	841178	Outer Joint		26	27	50	147.5	64	I
	1986.03- 1991.08			F	All-wheel Drive Pickup Engine SD25	841086	Outer Joint		27	27	50	150	71	I
2.5 D 4WD (59 kW)	1987.08- 1998.02				All-wheel Drive Pickup Engine TD25	841178	Outer Joint		26	27	50	147.5	64	I
	1987.08- 1998.02			F	All-wheel Drive Pickup Engine TD25	841086	Outer Joint		27	27	50	150	71	I
2.5 D 4WD (61 kW)	1996.03- 1998.02			F	All-wheel Drive Pickup Engine TD25	841016	Outer Joint		28	27	50	150	71	I
	1996.03- 1998.02				All-wheel Drive Pickup Engine TD25	841178	Outer Joint		26	27	50	147.5	64	I
2.7 D 4WD (73 kW)	1987.08- 1998.02			F	All-wheel Drive Pickup Engine TD27	841086	Outer Joint		27	27	50	150	71	I
3.0 i V6 4WD (109 kW)	1990.09- 1998.02			F	All-wheel Drive Pickup Engine VG30E	841016	Outer Joint		28	27	50	150	71	I
PICK UP (D22)														
2.4 i 4WD (88 kW)	1998.02-			F	All-wheel Drive Pickup Engine KA24E	841016	Outer Joint		28	27	50	150	71	I
2.4 i 4WD (98 kW)	2002.03-			F	All-wheel Drive Pickup Engine KA24DE	841016	Outer Joint		28	27	50	150	71	I
2.5 D 4WD (61 kW)	1998.02-			F	All-wheel Drive Pickup Engine TD25	841016	Outer Joint		28	27	50	150	71	I
3.2 D 4WD (76 kW)	1998.12-			F	All-wheel Drive Pickup Engine QD32	841016	Outer Joint		28	27	50	150	71	I
PICK UP FRONTIER														
-	1998- 2004				SUV/Truck/VAN 4WD	641014	Inner Joint		27		81.2			
PRAIRIE (BM / VBM10)														
1.5	1982.08- 1985.01	MT			Engine E15S	841041	Outer Joint		24	22	52	105	56	M
PRAIRIE (HNM10)														
2.0 4WD	1985.01- 1988.01	MT/AT			Engine CA20S	841035	Outer Joint		27	25	56	101	70	M
PRAIRIE (HNM11)														
2.4 4WD	1990.09- 1995.08	MT/AT			Engine KA24E	841023	Outer Joint		27	23	56	103	61.5	M
	1990.09- 1995.08	MT/AT			Engine KA24E	841024	Outer Joint	42T	27	23	56	103	61.5	M
PRAIRIE (M10, NM10)														
1.5 S (55 kW)	1984.01- 1987.12	MT		F	MPV Engine E15S	841060	Outer Joint		24	22	52	105	56	I
2.0 4x4 (68 kW)	1986.06- 1988.09				All-wheel Drive MPV Engine CA20S	841011	Outer Joint		27	25	56	103	66	I
	1986.06- 1988.09	MT		F	All-wheel Drive MPV Engine CA20S	841163	Outer Joint		27	25	56	103	66.5	I
PRAIRIE (NM11)														
2.0	1988.09- 1995.08	MT/AT			Engine CA20S	841023	Outer Joint		27	23	56	103	61.5	M
	1988.09- 1995.08	MT/AT			Engine CA20S	841024	Outer Joint	42T	27	23	56	103	61.5	M
PRAIRIE (PNM11)														
2.0 4WD	1995.08- 1998.11	AT			Engine SR20DE	841054	Outer Joint		27	23	56	103	61.5	M
	1995.08- 1998.11	AT			Engine SR20DE	841024	Outer Joint	42T	27	23	56	103	61.5	M





	 YEAR	TRANSM	L/R	F/R	REMARKS	GSP Ref.	 PRODUCT	 ABS	Technical Specifications							
									A	B	C	H	L	P		
NISSAN PRAIRIE PRO (M11)																
2.0 i (72 kW)	1988.10- 1992.04			F	MPV Engine CA20E	841176	Outer Joint		27	23	56	104	63	I		
	1988.10- 1992.04	MT		F	MPV Engine CA20E	841061	Outer Joint		27	23	56	99	60	I		
2.0 i 4x4 (72 kW)	1988.10- 1992.12			F	All-wheel Drive MPV Engine CA20E	841042	Outer Joint	44T	27	23	56	103.5	61.4	I		
	1988.10- 1992.12				All-wheel Drive MPV Engine CA20E	841176	Outer Joint		27	23	56	104	63	I		
	1988.10- 1992.12	MT		F	All-wheel Drive MPV Engine CA20E	841061	Outer Joint		27	23	56	99	60	I		
	1988.10- 1992.12			F	All-wheel Drive MPV Engine CA20E	841045	Outer Joint		27	23	56	103	62	I		
2.4 i 4x4 (98 kW)	1992.04- 1994.07			F	All-wheel Drive MPV Engine KA24E	841042	Outer Joint	44T	27	23	56	103.5	61.4	I		
	1992.04- 1994.07	MT		F	All-wheel Drive MPV Engine KA24E	841061	Outer Joint		27	23	56	99	60	I		
PRESEA (HR11)																
2.0	1995.01- 1997.08	MT/AT			Engine SR20DE	841118	Outer Joint		25	23	55	107	61	M		
	1995.01- 1997.08	MT/AT			Engine SR20DE	841155	Outer Joint	42T	25	23	55	107	61	M		
PRESEA (PR10)																
1.8	1990.06- 1995.01	MT/AT			Engine SR18DI	841033	Outer Joint		25	23	55	107	61	I		
	1990.06- 1995.01	MT/AT			Engine SR18DI	841034	Outer Joint	42T	25	23	55	107	61	I		
PRESEA (PR11)																
1.8	1995.01- 1997.08	MT/AT			Engine SR18DE	841033	Outer Joint		25	23	55	107	61	I		
	1995.01- 1997.08	MT/AT			Engine SR18DE	841034	Outer Joint	42T	25	23	55	107	61	I		
PRESEA (R10)																
1.5	1990.01- 1995.01	MT&AT			Engine GA15DS	834024	Outer Joint		25	22	55	107	57	M		
	1990.01- 1995.01	MT/AT			Engine GA15DS	841191	Outer Joint	42T	25	22	55	107	57	M		
PRESEA (R11)																
1.5	1995.01- 1997.08	AT			Engine GA15DE	834024	Outer Joint		25	22	55	107	57	M		
	1995.01- 1997.08	AT			Engine GA15DE	841191	Outer Joint	42T	25	22	55	107	57	M		
	1995.01- 1997.08	MT			Engine GA15DE	841033	Outer Joint		25	23	55	107	61	I		
	1995.01- 1997.08	MT			Engine GA15DE	841034	Outer Joint	42T	25	23	55	107	61	I		
PRIMASTAR																
2.5 DCi (99 kW)	2001.03-					845015	Outer Joint		21	20	56.4	76	56	O		
PRIMASTAR (X83)																
1.9 DCi (60 kW)	2002.09-			F	Box Engine F9Q762	818105	Outer Joint		27	26	56.5	93.5	64	M		
1.9 DCi 100 (74 kW)	2002.09-			F	Box Engine F9Q760	818105	Outer Joint		27	26	56.5	93.5	64	M		
2.0 (88 kW)	2003.02-			F	Box Engine F4R720	818105	Outer Joint		27	26	56.5	93.5	64	M		
PRIMASTAR VAN (X83)																
1.9 DCi (60 kW)	2001.03-			F	Bus Engine F9Q762	818105	Outer Joint		27	26	56.5	93.5	64	M		
1.9 DCi 100 (74 kW)	2001.03-			F	Bus Engine F9Q760	818105	Outer Joint		27	26	56.5	93.5	64	M		
2.0 (88 kW)	2001.03-			F	Bus Engine F4R720/F4R722	818105	Outer Joint		27	26	56.5	93.5	64	M		
PRIMERA																
-						841130	Outer Joint		27	22	56	103	56.5	M		
	1990- 1996					899190	Outer Joint	42T	27	22	56	103.5	61.5	I		
2.0	1992- 1996					641013	Inner Joint		25	25	33	345	102.5			
PRIMERA (P10)																
1.6					Engine GA16 DE	841029	Outer Joint		27	22	56	103.5	61.5	I		
1.6 (66 kW)	1990.06- 1996.01	MT	L	F	Hatchback Engine GA16DS	241094	Drive Shaft		27	25	56	103.5	640			
	1990.06- 1996.01	MT	L	F	Saloon Engine GA16DS	241094	Drive Shaft		27	25	56	103.5	640			
	1990.06- 1996.01	MT	R	F	Hatchback Engine GA16DS	241004	Drive Shaft		27	25	56	103.5	922			
	1990.06- 1996.01	MT	R	F	Saloon Engine GA16DS	241004	Drive Shaft		27	25	56	103.5	922			
	1990.06- 1996.01	MT	L	F	Hatchback Engine GA16DS	241001	Drive Shaft	42T	27	25	56	103.5	638			
	1990.06- 1996.01	MT	L	F	Saloon Engine GA16DS	241001	Drive Shaft	42T	27	25	56	103.5	638			
	1990.06- 1996.01	MT	R	F	Hatchback Engine GA16DS	241005	Drive Shaft	42T	27	25	56	103.5	922			
	1990.06- 1996.01	MT	R	F	Saloon Engine GA16DS	241005	Drive Shaft	42T	27	25	56	103.5	922			
	1990.06- 1996.01	MT		F	Hatchback Engine GA16DS	841009	Outer Joint		27	22	56	103.5	61.4	I		
	1990.06- 1996.01	MT		F	Saloon Engine GA16DS	841009	Outer Joint		27	22	56	103.5	61.4	I		
	1990.06- 1996.01	MT		F	Hatchback Engine GA16DS	841010	Outer Joint	42T	27	22	56	103.5	61.4	I		
	1990.06- 1996.01	MT		F	Saloon Engine GA16DS	841010	Outer Joint	42T	27	22	56	103.5	61.4	I		
	1990.06- 1996.01			F	Hatchback Engine GA16DS	899203	Outer Joint		27	22	56	103.5	61.4	M		
	1990.06- 1996.01			F	Saloon Engine GA16DS	899203	Outer Joint		27	22	56	103.5	61.4	M		
1.6 (75 kW)	1993.06- 1996.01	MT	L	F	Saloon Engine GA16DE	241094	Drive Shaft		27	25	56	103.5	640			
	1993.06- 1996.01			F	Saloon Engine GA16DE	899203	Outer Joint		27	22	56	103.5	61.4	M		
2.0	1990.05- 1996.06	MT/AT	L			241153	Drive Shaft	42T	27	25	56	103.5	623			
2.0 (105 kW)	1990.06- 1993.04		L	F	Saloon Engine SR20DE	241280	Drive Shaft	42T	27	25	56	103.5	618			
	1990.06- 1993.04		R	F	Saloon Engine SR20DE	241024	Drive Shaft	42T	27	25	56	103.5	940			
2.0 16V (85 kW)	1990.06- 1996.01		L	F	Hatchback Engine SR20DI	241280	Drive Shaft	42T	27	25	56	103.5	618			
	1990.06- 1996.01		L	F	Saloon Engine SR20DI	241280	Drive Shaft	42T	27	25	56	103.5	618			





	 YEAR	TRANSM	L/R	F/R	REMARKS	GSP Ref.	 PRODUCT	 ABS	Technical Specifications					
									A	B	C	H	L	P
NISSAN PRIMERA (P10)														
2.0 16V (85 kW)	1990.06- 1996.01	MT	R	F	Hatchback Engine SR20DI	241130	Drive Shaft	42T	27	25	56	103.5	962.5	
	1990.06- 1996.01	MT	R	F	Saloon Engine SR20DI	241130	Drive Shaft	42T	27	25	56	103.5	962.5	
	1990.06- 1996.01		R	F	Hatchback Engine SR20DI	241024	Drive Shaft	42T	27	25	56	103.5	940	
	1990.06- 1996.01		R	F	Saloon Engine SR20DI	241024	Drive Shaft	42T	27	25	56	103.5	940	
	1990.06- 1996.01	AT		F	Hatchback Engine SR20DI	841006	Outer Joint		27	32	56	103.5	68.5	I
	1990.06- 1996.01	AT		F	Saloon Engine SR20DI	841006	Outer Joint		27	32	56	103.5	68.5	I
	1990.06- 1996.01	MT		F	Hatchback Engine SR20DI	841009	Outer Joint		27	22	56	103.5	61.4	I
	1990.06- 1996.01	MT		F	Saloon Engine SR20DI	841009	Outer Joint		27	22	56	103.5	61.4	I
	1990.06- 1996.01	AT		F	Hatchback Engine SR20DI	841007	Outer Joint	42T	27	32	56	103.5	68.5	I
	1990.06- 1996.01	AT		F	Saloon Engine SR20DI	841007	Outer Joint	42T	27	32	56	103.5	68.5	I
	1990.06- 1996.01	MT		F	Hatchback Engine SR20DI	841010	Outer Joint	42T	27	22	56	103.5	61.4	I
	1990.06- 1996.01	MT		F	Saloon Engine SR20DI	841010	Outer Joint	42T	27	22	56	103.5	61.4	I
	1990.06- 1996.01	MT		F	Hatchback Engine SR20DI	841163	Outer Joint		27	25	56	103	66.5	I
1990.06- 1996.01	MT		F	Saloon Engine SR20DI	841163	Outer Joint		27	25	56	103	66.5	I	
2.0 16V 4x4 (85 kW)	1991.04- 1996.06		L	F	All-wheel Drive Hatchback Engine SR20DI	241280	Drive Shaft	42T	27	25	56	103.5	618	
	1991.04- 1996.06		L	F	All-wheel Drive Saloon Engine SR20DI	241280	Drive Shaft	42T	27	25	56	103.5	618	
	1991.04- 1996.06	MT	R	F	All-wheel Drive Hatchback Engine SR20DI	241130	Drive Shaft	42T	27	25	56	103.5	962.5	
	1991.04- 1996.06	MT	R	F	All-wheel Drive Saloon Engine SR20DI	241130	Drive Shaft	42T	27	25	56	103.5	962.5	
	1991.04- 1996.06		R	F	All-wheel Drive Hatchback Engine SR20DI	241024	Drive Shaft	42T	27	25	56	103.5	940	
	1991.04- 1996.06		R	F	All-wheel Drive Saloon Engine SR20DI	241024	Drive Shaft	42T	27	25	56	103.5	940	
	1991.04- 1996.06	AT		F	All-wheel Drive Hatchback Engine SR20DI	841006	Outer Joint		27	32	56	103.5	68.5	I
	1991.04- 1996.06	AT		F	All-wheel Drive Saloon Engine SR20DI	841006	Outer Joint		27	32	56	103.5	68.5	I
	1991.04- 1996.06	MT		F	All-wheel Drive Hatchback Engine SR20DI	841009	Outer Joint		27	22	56	103.5	61.4	I
	1991.04- 1996.06	MT		F	All-wheel Drive Saloon Engine SR20DI	841009	Outer Joint		27	22	56	103.5	61.4	I
	1991.04- 1996.06	AT		F	All-wheel Drive Hatchback Engine SR20DI	841007	Outer Joint	42T	27	32	56	103.5	68.5	I
	1991.04- 1996.06	AT		F	All-wheel Drive Saloon Engine SR20DI	841007	Outer Joint	42T	27	32	56	103.5	68.5	I
	1991.04- 1996.06	MT		F	All-wheel Drive Hatchback Engine SR20DI	841010	Outer Joint	42T	27	22	56	103.5	61.4	I
	1991.04- 1996.06	MT		F	All-wheel Drive Saloon Engine SR20DI	841010	Outer Joint	42T	27	22	56	103.5	61.4	I
	1991.04- 1996.06	MT		F	All-wheel Drive Hatchback Engine SR20DI	841163	Outer Joint		27	25	56	103	66.5	I
	1991.04- 1996.06	MT		F	All-wheel Drive Saloon Engine SR20DI	841163	Outer Joint		27	25	56	103	66.5	I
	2.0 D (55 kW)	1991.01- 1996.01		L	F	Saloon Engine CD20	241280	Drive Shaft	42T	27	25	56	103.5	618
1991.01- 1996.01		MT	R	F	Saloon Engine CD20	241130	Drive Shaft	42T	27	25	56	103.5	962.5	
1991.01- 1996.01			R	F	Saloon Engine CD20	241024	Drive Shaft	42T	27	25	56	103.5	940	
1991.01- 1996.01		AT		F	Saloon Engine CD20	841006	Outer Joint		27	32	56	103.5	68.5	I
1991.01- 1996.01		MT		F	Saloon Engine CD20	841009	Outer Joint		27	22	56	103.5	61.4	I
1991.01- 1996.01		AT		F	Saloon Engine CD20	841007	Outer Joint	42T	27	32	56	103.5	68.5	I
1991.01- 1996.01		MT		F	Saloon Engine CD20	841010	Outer Joint	42T	27	22	56	103.5	61.4	I
1991.01- 1996.01				F	Saloon Engine CD20	899203	Outer Joint		27	22	56	103.5	61.4	M
2.0 GT (110 kW)	1990.06- 1996.01		L	F	Saloon Engine SR20DE	241280	Drive Shaft	42T	27	25	56	103.5	618	
	1990.06- 1996.01		R	F	Saloon Engine SR20DE	241024	Drive Shaft	42T	27	25	56	103.5	940	
	1990.06- 1996.01	AT		F	Saloon Engine SR20DE	841006	Outer Joint		27	32	56	103.5	68.5	I
	1990.06- 1996.01	MT		F	Saloon Engine SR20DE	841007	Outer Joint	42T	27	32	56	103.5	68.5	I
	1990.06- 1996.01	MT		F	Saloon Engine SR20DE	841163	Outer Joint		27	25	56	103	66.5	I
2.0 GT 4x4 (105 kW)	1991.03- 1993.04		L	F	All-wheel Drive Saloon Engine SR20DE	241280	Drive Shaft	42T	27	25	56	103.5	618	
	1991.03- 1993.04		R	F	All-wheel Drive Saloon Engine SR20DE	241024	Drive Shaft	42T	27	25	56	103.5	940	
PRIMERA (P11)														
1.6 16V (66 kW)	1996.09- 2001.12	MT		F	Saloon Engine GA16DE	841030	Outer Joint	44T	27	22	56	103.5	61.5	I
	1996.09- 2002.07	MT		F	Hatchback Engine GA16DE	841030	Outer Joint	44T	27	22	56	103.5	61.5	I
1.6 16V (73 kW)	1996.09- 2000.10	MT		F	Saloon Engine GA16DE	841030	Outer Joint	44T	27	22	56	103.5	61.5	I
	1996.09- 2002.07	MT		F	Hatchback Engine GA16DE	841030	Outer Joint	44T	27	22	56	103.5	61.5	I
1.6 16V (78 kW)	1996.06- 2001.12	MT/AT		F	Saloon Engine QG16DE	841028	Outer Joint	44T	27	32	56	103	68.5	I
	2000.09- 2002.07	MT/AT		F	Hatchback Engine QG16DE	841028	Outer Joint	44T	27	32	56	103	68.5	I
1.8	1999.06-	MT/AT			Engine QG18DE	841300	Outer Joint	44T	27	32	56	103	68	I
	1999.06-	MT/AT			Engine QG18DE	841300	Outer Joint	44T	27	32	56	103	68	I
1.8 16V (84 kW)	1999.08- 2001.12	MT/AT		F	Saloon Engine QG18DE	841028	Outer Joint	44T	27	32	56	103	68.5	I
	1999.08- 2002.07	MT/AT		F	Hatchback Engine QG18DE	841028	Outer Joint	44T	27	32	56	103	68.5	I
2.0			R		Engine CD20T/SR20DE	841096	Outer Joint		27	32	56	103	68.5	I
2.0 16V (103 kW)	1999.08- 2001.12			F	Saloon Engine SR20DE	841043	Outer Joint	44T	27	23	56	104	60	M
	1999.08- 2002.07			F	Hatchback Engine SR20DE	841043	Outer Joint	44T	27	23	56	104	60	M
	1999.08- 2001.12			F	Saloon Engine SR20DE	841176	Outer Joint		27	23	56	104	63	I





	 YEAR	TRANSM	L/R	F/R	REMARKS	GSP Ref.	 PRODUCT	 ABS	Technical Specifications						
									A	B	C	H	L	P	
NISSAN PRIMERA (P11)															
2.0 16V (110 kW)	1996.09- 2001.12			F	Saloon Engine SR20DE	841043	Outer Joint	44T	27	23	56	104	60	M	
	1996.09- 2002.07			F	Hatchback Engine SR20DE	841043	Outer Joint	44T	27	23	56	104	60	M	
2.0 16V (85 kW)	1996.09- 2001.12	MT/AT		F	Saloon Engine SR20DE	841028	Outer Joint	44T	27	32	56	103	68.5	I	
	1996.09- 2002.07	MT/AT		F	Hatchback Engine SR20De	841028	Outer Joint	44T	27	32	56	103	68.5	I	
	1996.09- 2001.12			F	Saloon Engine SR20De	841043	Outer Joint	44T	27	23	56	104	60	M	
	1996.09- 2002.07			F	Hatchback Engine SR20De	841043	Outer Joint	44T	27	23	56	104	60	M	
2.0 16V (96 kW)	1996.09- 2001.12	MT/AT		F	Saloon Engine SR20DE	841028	Outer Joint	44T	27	32	56	103	68.5	I	
	1996.09- 2002.07	MT/AT		F	Hatchback Engine SR20DE	841028	Outer Joint	44T	27	32	56	103	68.5	I	
	1996.09- 2002.07			F	Hatchback Engine SR20DE	841043	Outer Joint	44T	27	23	56	104	60	M	
2.0 TD (66 kW)	1996.09- 2001.12	MT/AT		F	Saloon Engine CD20T	841028	Outer Joint	44T	27	32	56	103	68.5	I	
	1996.09- 2002.07	MT/AT		F	Hatchback Engine CD20T	841028	Outer Joint	44T	27	32	56	103	68.5	I	
PRIMERA (P12)															
1.6 (78 kW)	2002.03-			F	Saloon Engine QG16DE	841142	Outer Joint	44T	27	23	56	103.5	61.5	M	
	2002.07-			F	Hatchback Engine QG16DE	841142	Outer Joint	44T	27	23	56	103.5	61.5	M	
1.6 (80 kW)	2002.01-			F	Saloon Engine QG16DE	841142	Outer Joint	44T	27	23	56	103.5	61.5	M	
	2002.07-			F	Hatchback Engine QG16DE	841142	Outer Joint	44T	27	23	56	103.5	61.5	M	
1.8 (85 kW)	2002.03-			F	Saloon Engine QG18DE	841142	Outer Joint	44T	27	23	56	103.5	61.5	M	
	2002.07-			F	Hatchback Engine QG18DE	841142	Outer Joint	44T	27	23	56	103.5	61.5	M	
1.9 DCi (88 kW)	2003.04-			F	Hatchback	841050	Outer Joint	44T	27	35	56	103	69	I	
	2003.04-			F	Saloon	841050	Outer Joint	44T	27	35	56	103	69	I	
2.0 (103 kW)	2002.03-			F	Saloon Engine QR20DE	841038	Outer Joint	44T	27	26	56	103	69	M	
	2002.07-			F	Hatchback Engine QR20DE	841038	Outer Joint	44T	27	26	56	103	69	M	
2.2 DCi (102 kW)	2003.03- 2006.12			F	Hatchback Engine YD22DDT	841038	Outer Joint	44T	27	26	56	103	69	M	
	2003.03- 2006.12			F	Saloon Engine YD22DDT	841038	Outer Joint	44T	27	26	56	103	69	M	
2.2 Di (93 kW)	2002.03-			F	Saloon Engine YD22DDT	841038	Outer Joint	44T	27	26	56	103	69	M	
	2002.07-			F	Hatchback Engine YD22DDT	841038	Outer Joint	44T	27	26	56	103	69	M	
PRIMERA (WP12)															
1.6 Visia (80 kW)	2002.01-			F	Estate Engine QG16DE	841142	Outer Joint	44T	27	23	56	103.5	61.5	M	
1.8 (85 kW)	2002.03-			F	Estate Engine QG18DE	841142	Outer Joint	44T	27	23	56	103.5	61.5	M	
1.9 DCi (88 kW)	2003.04-			F	Estate	841050	Outer Joint	44T	27	35	56	103	69	I	
2.0 (103 kW)	2002.03-	5MT/AT		F	Estate Engine QR20DE	841049	Outer Joint	44T	27	24	56	103	63	M	
2.2 DCi (102 kW)	2003.03- 2006.12			F	Estate Engine YD22DDT	841038	Outer Joint	44T	27	26	56	103	69	M	
2.2 Di (93 kW)	2002.03-			F	Estate Engine YD22DDT	841038	Outer Joint	44T	27	26	56	103	69	M	
PRIMERA / CAMINO (HNP10)															
2.0 4WD	1990.10- 1995.09	MT&AT			Engine SR20DE	841023	Outer Joint		27	23	56	103	61.5	M	
	1990.10- 1995.09	MT&AT			Engine SR20DE	841024	Outer Joint	42T	27	23	56	103	61.5	M	
PRIMERA / CAMINO (HNP11)															
2.0 4WD	1995.09- 1997.11	AT			Engine SR20DE	841023	Outer Joint		27	23	56	103	61.5	M	
	1995.09- 1997.11	AT			Engine SR20DE	841024	Outer Joint	42T	27	23	56	103	61.5	M	
PRIMERA / CAMINO (HP11)															
2.0	1995.09- 1997.09	MT&AT			Engine SR20DE	841184	Outer Joint	44T	27	25	56	103	68	M	
	1995.09- 1997.09	MT			Engine SR20DE	841024	Outer Joint	42T	27	23	56	103	61.5	M	
PRIMERA / CAMINO (P10)															
1.8	1990.02- 1995.09	MT/AT			Engine SR18DI E	841023	Outer Joint		27	23	56	103	61.5	M	
2.0	1991.01- 1993.12	4AT			Engine SR20DE/SR20DI	841017	Outer Joint		27	22	56	103	61.5	M	
PRIMERA / CAMINO (P11)															
1.8	1995.09- 1998.09	MT/AT			Engine SR18DE	841184	Outer Joint	44T	27	25	56	103	68	M	
	1995.09- 1998.09	4AT			Engine SR18DE	841189	Outer Joint	44T	27	23	56	103	58.5	M	
	1995.09- 2001.01	5MT			Engine SR18DE	841189	Outer Joint	44T	27	23	56	103	58.5	M	
	1998.09- 2001.01	4AT			Engine QG18DE	841184	Outer Joint	44T	27	25	56	103	68	M	
	1998.09- 2001.01	5MT			Engine QG18DE	841184	Outer Joint	44T	27	25	56	103	68	M	
	1998.09- 2001.01	CVT			Engine QG18DD	841184	Outer Joint	44T	27	25	56	103	68	M	
	1998.09- 2001.01	4AT			Engine QG18DE	841189	Outer Joint	44T	27	23	56	103	58.5	M	
	1998.09- 2001.01	CVT			Engine QG18DD	841189	Outer Joint	44T	27	23	56	103	58.5	M	
	1998.09- 2001.01	MT/AT			Engine QG18DE	841189	Outer Joint	44T	27	23	56	103	58.5	M	
	2000.06- 2001.01	5MT			Engine QG18DE	841189	Outer Joint	44T	27	23	56	103	58.5	M	
2.0	1995.09- 1996.07	4AT			Engine SR20DE	841184	Outer Joint	44T	27	25	56	103	68	M	
	1995.09- 2001.01	5MT			Engine SR20DE	841184	Outer Joint	44T	27	25	56	103	68	M	
	1995.09- 1998.09	4AT			Engine SR20DE	841189	Outer Joint	44T	27	23	56	103	58.5	M	
	1995.09- 2001.01	5MT			Engine SR20DE	841189	Outer Joint	44T	27	23	56	103	58.5	M	
	1995.09- 2001.01	5MT			Engine SR20DE	841024	Outer Joint	42T	27	23	56	103	61.5	M	
	1997.04- 1998.09	CVT			Engine SR20DE	841184	Outer Joint	44T	27	25	56	103	68	M	





	 YEAR	TRANSM	L/R	F/R	REMARKS	GSP Ref.	 PRODUCT	 ABS	Technical Specifications									
									A	B	C	H	L	P				
NISSAN																		
PRIMERA / CAMINO (P11)																		
2.0	1997.04- 2001.01	MT/AT			Engine SR20DE	841184	Outer Joint	44T	27	25	56	103	68	M				
	1997.09- 2001.01	CVT			Engine SR20VE	841184	Outer Joint	44T	27	25	56	103	68	M				
	1997.09- 1998.09	CVT			Engine SR20DE	841189	Outer Joint	44T	27	23	56	103	58.5	M				
	1997.09- 2001.01	CVT			Engine SR20VE	841189	Outer Joint	44T	27	23	56	103	58.5	M				
2.0 4WD	1995.09- 2001.01	4AT			Engine SR20DE	841189	Outer Joint	44T	27	23	56	103	58.5	M				
	1998.09- 2001.01	5MT			Engine SR20DE	841189	Outer Joint	44T	27	23	56	103	58.5	M				
PRIMERA / CAMINO (P12DDA)																		
2.5	2001.01-	CVT/F			Engine QR25DD	841184	Outer Joint	44T	27	25	56	103	68	M				
PRIMERA / CAMINO (P12EDA)																		
1.8	2002.02-	4AT/F			Engine QG18DE	841282	Outer Joint	44T	27	23	56	103	58.5	I				
2.0	2001.01-	CVT/F			Engine QR20DE	841184	Outer Joint	44T	27	25	56	103	68	M				
	2001.08- 2003.07	6MT/F			Engine SR20VE	841184	Outer Joint	44T	27	25	56	103	68	M				
2.0 4WD	2001.08-	4AT/F			Engine QR20DE	841184	Outer Joint	44T	27	25	56	103	68	M				
PRIMERA II / III																		
1.6	1996.06- 2002.02	MT			Estate W11	841140	Outer Joint	44T	27	23	56	103	62	I				
PRIMERA II / III (P11)																		
1.6	1996.06- 1999.09	MT	L	F	Hatchback, Saloon	241003	Drive Shaft	44T	27	25	56	103.5	645					
	1996.06- 1999.09	MT	R	F	Hatchback, Saloon	241201	Drive Shaft	44T	27	25	56	103.5	917					
1.8	1999.09- 2002.02	MT	L	F	Hatchback, Saloon	241003	Drive Shaft	44T	27	25	56	103.5	645					
	1999.09- 2002.02	MT	R	F	Hatchback, Saloon	241201	Drive Shaft	44T	27	25	56	103.5	917					
2.0	1996.06- 2002.02	MT/AT	L		Hatchback, Saloon	241025	Drive Shaft	44T	27	25	56	103	619					
	1996.06- 2002.02	MT/AT	R		Hatchback, Saloon	241002	Drive Shaft	44T	27	25	56	103	938					
PRIMERA TRAVELLER (W10)																		
1.6 i (66 kW)	1990.07- 1998.03			F	Estate Engine GA16DS	841019	Outer Joint	42T	27	23	56	99	60	I				
	1990.07- 1998.03			F	Estate Engine GA16DS	841042	Outer Joint	44T	27	23	56	103.5	61.4	I				
	1990.07- 1998.03	MT		F	Estate Engine GA16DS	841018	Outer Joint		27	23	56	99	60	I				
	1990.07- 1998.03			F	Estate Engine GA16DS	841176	Outer Joint		27	23	56	104	63	I				
1.6 i (75 kW)	1994.03- 1998.03			F	Estate Engine GA16DE	841042	Outer Joint	44T	27	23	56	103.5	61.4	I				
	1994.03- 1998.03	MT		F	Estate Engine GA16DE	841018	Outer Joint		27	23	56	99	60	I				
	1994.03- 1998.03			F	Estate Engine GA16DE	841176	Outer Joint		27	23	56	104	63	I				
2.0 D (55 kW)	1990.07- 1995.12			F	Estate Engine CD20	841019	Outer Joint	42T	27	23	56	99	60	I				
	1990.07- 1995.12		L	F	Estate Engine CD20	241280	Drive Shaft	42T	27	25	56	103.5	618					
	1990.07- 1995.12			F	Estate Engine CD20	841042	Outer Joint	44T	27	23	56	103.5	61.4	I				
	1990.07- 1995.12		R	F	Estate Engine CD20	241024	Drive Shaft	42T	27	25	56	103.5	940					
	1990.07- 1995.12	MT/AT		F	Estate Engine CD20	841018	Outer Joint		27	23	56	99	60	I				
2.0 i (85 kW)	1990.07- 1998.03			F	Estate Engine SR20DI	841062	Outer Joint	44T	27	25	56	103	70.5	I				
	1990.07- 1998.03		L	F	Estate Engine SR20DI	241280	Drive Shaft	42T	27	25	56	103.5	618					
	1990.07- 1998.03		R	F	Estate Engine SR20DI	241024	Drive Shaft	42T	27	25	56	103.5	940					
	1990.07- 1998.03	MT		F	Estate Engine SR20DI	841011	Outer Joint		27	25	56	103	66	I				
PRIMERA TRAVELLER (WP11)																		
1.6 16V (66 kW)	1998.04- 2001.12	MT		F	Estate Engine GA16DE	841030	Outer Joint	44T	27	22	56	103.5	61.5	I				
1.6 16V (73 kW)	1998.04- 2001.12	MT		F	Estate Engine GA16DE	841030	Outer Joint	44T	27	22	56	103.5	61.5	I				
1.8 16V (84 kW)	1999.08- 2001.12			F	Estate Engine QG18DE	841142	Outer Joint	44T	27	23	56	103.5	61.5	M				
2.0 16V (85 kW)	1996.06- 2001.12	MT/AT		F	Estate Engine SR20De	841028	Outer Joint	44T	27	32	56	103	68.5	I				
	1996.06- 2001.12			F	Estate Engine SR20De	841043	Outer Joint	44T	27	23	56	104	60	M				
2.0 16V (96 kW)	1998.04- 2001.12	MT/AT		F	Estate Engine SR20DE	841028	Outer Joint	44T	27	32	56	103	68.5	I				
2.0 TD (66 kW)	1998.04- 2001.12	MT/AT		F	Estate Engine CD20T	841028	Outer Joint	44T	27	32	56	103	68.5	I				
PRIMERA UK (FHP10)																		
2.0	1990.01-	MT			Engine SR20DE	841005	Outer Joint		27	32	56	103	61.5	M				
PRIMERA UK (P10)																		
1.6	1990.01-	MT			Engine GA16	841017	Outer Joint		27	22	56	103	61.5	M				
2.0	1990.01-	MT&AT			Engine CD20	841017	Outer Joint		27	22	56	103	61.5	M				
	1990.01-	AT			Engine CD20	841005	Outer Joint		27	32	56	103	61.5	M				
	1991.01- 1993.12	4AT			Engine CD20	841017	Outer Joint		27	22	56	103	61.5	M				
PRIMERA UK (P11)																		
1.6	1990.02- 1997.09	MT/AT			Engine GA16DE	841017	Outer Joint		27	22	56	103	61.5	M				
	1990.02- 1997.09	MT/AT			Engine GA16DE	841186	Outer Joint	44T	27	22	56	103	61.5	M				
PRIMERA WAGON / CAMINO WAGON (P12DDA)																		
2.5	2001.01-	CVT/F			Engine QR25DD	841184	Outer Joint	44T	27	25	56	103	68	M				





	 YEAR	TRANSM	L/R	F/R	REMARKS	GSP Ref.	 PRODUCT	 ABS	Technical Specifications					
									A	B	C	H	L	P
NISSAN														
PRIMERA WAGON / CAMINO WAGON (P12EDA)														
2.0	2001.08-	6MT/F			Engine SR20VE	841184	Outer Joint	44T	27	25	56	103	68	M
	2001.12-	CVT/F			Engine QR20DE	841184	Outer Joint	44T	27	25	56	103	68	M
2.0 4WD	2001.01-	4AT/F			Engine QR20DE	841184	Outer Joint	44T	27	25	56	103	68	M
PRIMERA WAGON / CAMINO WAGON (WHNP11)														
2.0 4WD	1997.09- 2001.01	MT/AT			Engine SR20DE	841023	Outer Joint		27	23	56	103	61.5	M
	1997.09- 2001.01	4AT			Engine SR20DE	841024	Outer Joint	42T	27	23	56	103	61.5	M
	1997.09- 2001.01	5MT			Engine SR20DE	841024	Outer Joint	42T	27	23	56	103	61.5	M
PRIMERA WAGON / CAMINO WAGON (WHP11)														
2.0	1996.11-	4AT			Engine SR20DE	841184	Outer Joint	44T	27	25	56	103	68	M
	1996.11-	4AT			Engine SR20DE	841024	Outer Joint	42T	27	23	56	103	61.5	M
	1997.09- 2001.01	5MT			Engine SR20DE	841054	Outer Joint		27	23	56	103	61.5	M
	1997.09- 2001.01	CVT			Engine SR20DE/SR20VE	841184	Outer Joint	44T	27	25	56	103	68	M
	1997.09- 2001.01	5MT			Engine SR20DE	841189	Outer Joint	44T	27	23	56	103	58.5	M
PRIMERA WAGON / CAMINO WAGON (WP11)														
1.8	1997.09- 2001.01	MT/AT			Engine SR18DE	841054	Outer Joint		27	23	56	103	61.5	M
	1997.09- 2001.01	4AT			Engine SR18DE	841189	Outer Joint	44T	27	23	56	103	58.5	M
	1997.09- 2001.01	5MT			Engine SR18DE	841189	Outer Joint	44T	27	23	56	103	58.5	M
PULSAR														
-	1983- 1984					641003	Inner Joint		24	23	40	51.5	107.5	
1.6	1990-			R	B13 GA13 GA16DE GA16DS	641002	Inner Joint		25	23	40	63	101	
1.6 (WPB11)	1988.01- 1992.12	MT			Engine E16S	841083	Outer Joint		25	24	52.3	107	62	I
PULSAR (INTL) SE MODELS														
-	1985- 1987					841077	Outer Joint		25	23	52.3	107	62	I
PULSAR / ALMERA (N13)														
1.3	1986.05- 1990.07	MT/AT			Engine E13S	841039	Outer Joint		25	22	52.3	107.4	55.7	M
	1986.05- 1988.04	AT			Engine E13S	899204	Outer Joint		25	25	52.3	106.5	62	M
PULSAR / ALMERA (N14)														
1.3	1990.08- 1995.01	MT&AT			Engine GA13DS	834024	Outer Joint		25	22	55	107	57	M
	1990.08- 1995.01	MT&AT			Engine GA13DS	841191	Outer Joint	42T	25	22	55	107	57	M
PULSAR / ALMERA (PN12)														
1.3	1982.05- 1986.05	MT&AT			Engine E13S	841281	Outer Joint		21	22	48	98.5	56.5	M
PULSAR / ALMERA (RNN14)														
2.0 4WD	1990.01- 1995.01	MT/AT			Engine SR20DET	841033	Outer Joint		25	23	55	107	61	I
PULSAR / ALMERA (SN12)														
1.7	1983.05- 1986.10	MT			Engine CD17	841041	Outer Joint		24	22	52	105	56	M
PULSAR / ALMERA (SN13)														
1.7	1986.05- 1990.07	MT			Engine CD17	841039	Outer Joint		25	22	52.3	107.4	55.7	M
PULSAR / ALMERA (SN14)														
1.7	1990.08- 1995.01	MT&AT			Engine CD17	834024	Outer Joint		25	22	55	107	57	M
	1990.08- 1995.01	MT&AT			Engine CD17	841191	Outer Joint	42T	25	22	55	107	57	M
PULSAR / ALMERA (SN15)														
2.0	1995.01-	MT&AT			Engine CD20	841033	Outer Joint		25	23	55	107	61	I
	1995.01-	MT&AT			Engine CD20	841034	Outer Joint	42T	25	23	55	107	61	I
PULSAR / ALMERA (SNN15)														
2.0 4WD	1995.01-	MT			Engine CD20	841033	Outer Joint		25	23	55	107	61	I
	1995.01-	MT			Engine CD20	841034	Outer Joint	42T	25	23	55	107	61	I
PULSAR / LUCINO / ALMERA (EN13)														
1.6	1986.05- 1990.07	MT&AT			Engine CA16D	899204	Outer Joint		25	25	52.3	106.5	62	M
PULSAR / LUCINO / ALMERA (EN14)														
1.6	1990.08- 1995.01	MT			Engine GA16DE	841033	Outer Joint		25	23	55	107	61	I
	1990.08- 1995.01	MT&AT			Engine GA16DE	841034	Outer Joint	42T	25	23	55	107	61	I
PULSAR / LUCINO / ALMERA (EN15)														
1.6	1995.01-	MT/AT			Engine GA16DE	841118	Outer Joint		25	23	55	107	61	M
	1995.01-	4AT			Engine GA16DE	841155	Outer Joint	42T	25	23	55	107	61	M
	1995.01-	MT&AT			Engine GA16DE	841033	Outer Joint		25	23	55	107	61	I
	1995.01-	5MT			Engine GA16DE	841034	Outer Joint	42T	25	23	55	107	61	I
	1995.01-	MT&AT			Engine GA16DE	841034	Outer Joint	42T	25	23	55	107	61	I
PULSAR / LUCINO / ALMERA (FN13)														
1.5	1988.04- 1990.07	4AT			Engine GA15S E	841039	Outer Joint		25	22	52.3	107.4	55.7	M
	1988.04- 1990.07	MT/AT			Engine GA15S E	841039	Outer Joint		25	22	52.3	107.4	55.7	M





	 YEAR	TRANSM	L/R	F/R	REMARKS	GSP Ref.	 PRODUCT	 ABS	Technical Specifications								
									A	B	C	H	L	P			
NISSAN																	
PULSAR / LUCINO / ALMERA (FN14)																	
1.5	1990.08- 1995.01	MT&AT			Engine GA15DS	834024	Outer Joint		25	22	55	107	57	M			
	1990.08- 1995.01	MT&AT			Engine GA15DS	841191	Outer Joint	42T	25	22	55	107	57	M			
PULSAR / LUCINO / ALMERA (FN15)																	
1.5	1995.01- 2000.08	4AT			Engine GA15DE	841155	Outer Joint	42T	25	23	55	107	61	M			
	1995.01- 2000.08	MT&AT			Engine GA15DE	834024	Outer Joint		25	22	55	107	57	M			
	1995.01- 2000.08	MT&AT			Engine GA15DE	841191	Outer Joint	42T	25	22	55	107	57	M			
	1995.01- 2000.08	5MT			Engine GA15DE	841034	Outer Joint	42T	25	23	55	107	61	I			
PULSAR / LUCINO / ALMERA (FNN13)																	
1.5 4WD	1988.04- 1990.07	MT/AT			Engine GA15S E	841023	Outer Joint		27	23	56	103	61.5	M			
PULSAR / LUCINO / ALMERA (FNN14)																	
1.5 4WD	1990.08- 1995.01	MT&AT			Engine GA15DS	841033	Outer Joint		25	23	55	107	61	I			
	1990.08- 1995.01	MT&AT			Engine GA15DS	841034	Outer Joint	42T	25	23	55	107	61	I			
PULSAR / LUCINO / ALMERA (FNN15)																	
1.5 4WD	1995.01- 2000.08	AT			Engine GA15DE	841033	Outer Joint		25	23	55	107	61	I			
	1995.01- 2000.08	MT			Engine GA15DS	841033	Outer Joint		25	23	55	107	61	I			
	1995.01- 2000.08	AT			Engine GA15DE	841034	Outer Joint	42T	25	23	55	107	61	I			
	1995.01- 2000.08	MT			Engine GA15DS	841034	Outer Joint	42T	25	23	55	107	61	I			
PULSAR / LUCINO / ALMERA (HN12)																	
1.5	1981.01- 1986.01	MT/AT			Engine E15	841041	Outer Joint		24	22	52	105	56	M			
	1982.05- 1986.10	AT			Engine E15	841041	Outer Joint		24	22	52	105	56	M			
PULSAR / LUCINO / ALMERA (HN13)																	
1.5	1986.05- 1988.04	MT			Engine E15S E	841039	Outer Joint		25	22	52.3	107.4	55.7	M			
	1986.05- 1988.04	AT			Engine E15S E	899204	Outer Joint		25	25	52.3	106.5	62	M			
PULSAR / LUCINO / ALMERA (HN15)																	
1.8	1995.01-	MT&AT			Engine SR18DE	841118	Outer Joint		25	23	55	107	61	M			
	1995.01-	MT/AT			Engine SR18DE	841118	Outer Joint		25	23	55	107	61	M			
	1995.01-	MT&AT			Engine SR18DE	841155	Outer Joint	42T	25	23	55	107	61	M			
PULSAR / LUCINO / ALMERA (HNN13)																	
1.5 4WD	1986.05- 1988.04	MT/AT			Engine E15S E	899204	Outer Joint		25	25	52.3	106.5	62	M			
PULSAR SE MODEL DOHC																	
-	1987- 1990					841077	Outer Joint		25	23	52.3	107	62	I			
QASHQAI																	
-	2006-					841214	Outer Joint		29	35	56.1	102	59	I			
QASHQAI / QASHQAI +2 (J10, JJ10)																	
1.5 DCi (76 kW)	2008.07-		L	F	Closed Off-Road Vehicle	241329	Drive Shaft		29	26	56.1	102	692				
	2008.07-		R	F	Closed Off-Road Vehicle	241330	Drive Shaft		29	26	56.1	102	941				
	2008.07-			F	Closed Off-Road Vehicle	841214	Outer Joint		29	35	56.1	102	59	I			
1.5 DCi (78 kW)	2007.02-		L	F	Closed Off-Road Vehicle	241329	Drive Shaft		29	26	56.1	102	692				
	2007.02-		R	F	Closed Off-Road Vehicle	241330	Drive Shaft		29	26	56.1	102	941				
	2007.02-			F	Closed Off-Road Vehicle	841214	Outer Joint		29	35	56.1	102	59	I			
1.5 DCi (81 kW)	2010.11-		L	F	Closed Off-Road Vehicle	241329	Drive Shaft		29	26	56.1	102	692				
	2010.11-		R	F	Closed Off-Road Vehicle	241330	Drive Shaft		29	26	56.1	102	941				
	2010.11-			F	Closed Off-Road Vehicle	841214	Outer Joint		29	35	56.1	102	59	I			
1.6 (84 kW)	2007.02-	5MT		F	Closed Off-Road Vehicle Engine HR16DE	841286	Outer Joint		29	33	56	102	57.5	I			
1.6 (86 kW)	2010.11-	5MT		F	Closed Off-Road Vehicle Engine HR16DE	841286	Outer Joint		29	33	56	102	57.5	I			
1.6 DCi (96 kW)	2011.10-			F	Closed Off-Road Vehicle Engine R9M	841285	Outer Joint	48T	25	24	56	110.5	38.5	I			
	2011.10-				All-wheel Drive Closed Off-Road Vehicle Engine R9M	841285	Outer Joint	48T	25	24	56	110.5	38.5	I			
2.0 (104 kW)	2010.11-			F	Closed Off-Road Vehicle Engine MR20DE	841214	Outer Joint		29	35	56.1	102	59	I			
	2010.11-				All-wheel Drive Closed Off-Road Vehicle Engine MR20DE	841214	Outer Joint		29	35	56.1	102	59	I			
	2010.11-			F	Closed Off-Road Vehicle Engine MR20DE	841285	Outer Joint	48T	25	24	56	110.5	38.5	I			
	2010.11-				All-wheel Drive Closed Off-Road Vehicle Engine MR20DE	841285	Outer Joint	48T	25	24	56	110.5	38.5	I			
2.0 DCi (110 kW)	2007.02-			F	Closed Off-Road Vehicle Engine M1D/M9R	841249	Outer Joint		29	36	56	102	72	I			
	2007.02-				All-wheel Drive Closed Off-Road Vehicle Engine M1D/M9R	841249	Outer Joint		29	36	56	102	72	I			
	2007.02-			F	Closed Off-Road Vehicle Engine M1D/M9R	841285	Outer Joint	48T	25	24	56	110.5	38.5	I			
	2007.02-				All-wheel Drive Closed Off-Road Vehicle Engine M1D/M9R	841285	Outer Joint	48T	25	24	56	110.5	38.5	I			
QUEST																	
-	1993- 1999					818075	Outer Joint		32	34	62	117.5	71.5	I			
	1993- 1999					835017	Outer Joint	50T	32	34	62	117.5	71.5	I			
RASHEEN (RFNB14)																	
1.5	1994.12- 1997.01	MT&AT			Engine GA15DE	841033	Outer Joint		25	23	55	107	61	I			
	1994.12- 1997.01	MT&AT			Engine GA15DE	841034	Outer Joint	42T	25	23	55	107	61	I			





	 YEAR	TRANSM	L/R	F/R	REMARKS	GSP Ref.	 PRODUCT	 ABS	Technical Specifications									
									A	B	C	H	L	P				
NISSAN ROGUE																		
-	2007-					841214	Outer Joint		29	35	56.1	102	59		I			
S-CARGO (G20)																		
1.5	1989.01- 1990.11	AT			Engine E15S	841041	Outer Joint		24	22	52	105	56		M			
SAFARI PATROL (Y61)																		
2.8	1997.10- 1999.09	4AT/F			Engine RD28ETI	841053	Outer Joint		31	28	60	162.5	66		I			
	1997.10- 1999.09	5MT/F			Engine RD28ETI	841053	Outer Joint		31	28	60	162.5	66		I			
3.0	1999.09- 2002.11	4AT/F			Engine ZD30DDTI	841053	Outer Joint		31	28	60	162.5	66		I			
	1999.09- 2002.11	5MT/F			Engine ZD30DDTI	841053	Outer Joint		31	28	60	162.5	66		I			
4.2	1997.10-	4AT/F			Engine TD42T	841053	Outer Joint		31	28	60	162.5	66		I			
	1997.10-	5MT/F			Engine TD42T	841053	Outer Joint		31	28	60	162.5	66		I			
4.5	1997.10-	4AT/F			Engine TB45E	841053	Outer Joint		31	28	60	162.5	66		I			
4.8	2002.11-	5MT/F			Engine TB48DE	841053	Outer Joint		31	28	60	162.5	66		I			
SENTRA																		
-	1982- 1986				SN12 SB12 VSB11 WSB11	841065	Outer Joint		24	22	52	104	57		M			
	1992.01- 1995.12	MT/AT				841084	Outer Joint		25	24	55	105	62		I			
	2001- 2002	MT				641028	Inner Joint		25	32	40	63	108					
	2001- 2002	MT/AT				641028	Inner Joint		25	32	40	63	108					
	2001- 2002	AT				641037	Inner Joint		25	32	40	63	107					
	2006-					841214	Outer Joint		29	35	56.1	102	59		I			
1.3	1988-				321	841069	Outer Joint		25	22	52.2	107	55.5		M			
1.3 2WD	1982- 1990					641001	Inner Joint		24	23	40	51.7	100.4					
1.4 2WD	1982- 1990					641001	Inner Joint		24	23	40	51.7	100.4					
1.6	1987- 1990				SOHC	641003	Inner Joint		24	23	40	51.5	107.5					
1.6 (WPB11)	1988.01- 1992.12	MT			Engine E16S	841083	Outer Joint		25	24	52.3	107	62		I			
1.6/2.4	1987- 1990					841077	Outer Joint		25	23	52.3	107	62		I			
SENTRA DOHC																		
-	1987- 1990					841077	Outer Joint		25	23	52.3	107	62		I			
SENTRA HF / LUCINO HF																		
-	1996- 2000	AT				641028	Inner Joint		25	32	40	63	108					
	1996- 2000					841092	Outer Joint		25	32	55	105	62		I			
	1996- 2000	MT/AT				841135	Outer Joint	42T	25	32	55	105	62		I			
SENTRA HS																		
-	2001- 2002					841092	Outer Joint		25	32	55	105	62		I			
	2001- 2002	MT/AT				841135	Outer Joint	42T	25	32	55	105	62		I			
SERENA (BC24)																		
2.0 4WD	2001.12-	4AT/C			Engine QR20DE	841184	Outer Joint	44T	27	25	56	103	68		M			
2.5	1999.06-	4AT/C			Engine YD25DDTI	841184	Outer Joint	44T	27	25	56	103	68		M			
	2001.12-	4AT/C			Engine QR25DE	841184	Outer Joint	44T	27	25	56	103	68		M			
2.5 4WD	1999.06-	4AT/C			Engine YD25DDTI	841184	Outer Joint	44T	27	25	56	103	68		M			
SERENA (C23)																		
2.0 4WD	1991.06- 1994.05	MT/AT			Engine CD20T/SR20DE	841023	Outer Joint		27	23	56	103	61.5		M			
	1991.06- 1999.06	MT/AT			Engine CD20T/SR20DE	841024	Outer Joint	42T	27	23	56	103	61.5		M			
	1997.01- 1999.06	5MT			Engine CD20ET	841023	Outer Joint		27	23	56	103	61.5		M			
	1997.01- 1999.06	5MT			Engine CD20ET	841024	Outer Joint	42T	27	23	56	103	61.5		M			
SERENA (C23M)																		
1.6 16V (71 kW)	1993.02- 2001.09			R	MPV Engine GA16DE	841176	Outer Joint		27	23	56	104	63		I			
2.0 16V (93 kW)	1992.11- 2001.09	MT/AT		R	MPV Engine SR20DE	841018	Outer Joint		27	23	56	99	60		I			
	1992.11- 2001.09			R	MPV Engine SR20DE	841176	Outer Joint		27	23	56	104	63		I			
2.0 D (49 kW)	1992.11- 2001.09	MT/AT		R	MPV Engine LD20	841018	Outer Joint		27	23	56	99	60		I			
	1992.11- 2001.09			R	MPV Engine LD20	841176	Outer Joint		27	23	56	104	63		I			
SERENA (C24)																		
2.0 4WD	2000.06-	CVT			Engine SR20DE	841184	Outer Joint	44T	27	25	56	103	68		M			
2.5	2000.06-	4AT			Engine YD25DDTI	841184	Outer Joint	44T	27	25	56	103	68		M			
2.5 4WD	2000.06-	4AT			Engine YD25DDTI	841184	Outer Joint	44T	27	25	56	103	68		M			
SERENA (VC24)																		
2.0	2001.12-	CVT/C			Engine QR20DE	841184	Outer Joint	44T	27	25	56	103	68		M			
SPIRIT																		
1.6	1990-			R	B13 GA13 GA16DE GA16DS	641002	Inner Joint		25	23	40	63	101					
STANZA																		
-	1987- 1988					641036	Inner Joint		27	27	39	63.5	121.5					
	1990- 1992					841062	Outer Joint	44T	27	25	56	103	70.5		I			





	 YEAR	TRANSM	L/R	F/R	REMARKS	GSP Ref.	 PRODUCT	 ABS	Technical Specifications						
									A	B	C	H	L	P	
NISSAN STANZA (T11)															
1.6 (60 kW)	1981.08- 1985.12	MT		F	Hatchback Engine CA16S	841060	Outer Joint		24	22	52	105	56	I	
	1981.08- 1985.12	MT		F	Saloon Engine CA16S	841060	Outer Joint		24	22	52	105	56	I	
	1981.08- 1985.12			F	Hatchback Engine CA16S	841177	Outer Joint		24	23	52	104.5	60	I	
	1981.08- 1985.12			F	Saloon Engine CA16S	841177	Outer Joint		24	23	52	104.5	60	I	
1.8 (65 kW)	1981.08- 1985.12	MT		F	Hatchback Engine CA18/CA18S	841060	Outer Joint		24	22	52	105	56	I	
	1981.08- 1985.12			F	Hatchback Engine CA18/CA18S	841177	Outer Joint		24	23	52	104.5	60	I	
1.8 (66 kW)	1981.08- 1985.12	MT		F	Hatchback Engine CA18S	841060	Outer Joint		24	22	52	105	56	I	
	1981.08- 1985.12			F	Hatchback Engine CA18S	841177	Outer Joint		24	23	52	104.5	60	I	
1.8 SGL (66 kW)	1983.03- 1985.12	MT		F	Saloon Engine CA18S	841060	Outer Joint		24	22	52	105	56	I	
	1983.03- 1985.12			F	Saloon Engine CA18S	841177	Outer Joint		24	23	52	104.5	60	I	
STANZA (T12)															
1.8 Turbo (PT12)	1985.01- 1988.12	MT			Engine CA18TE	841063	Outer Joint		27	25	56	103	70.5	I	
SUNNY															
1.3	1993-				BM10 PM10	899187	Outer Joint		24	23	52	104.5	60	I	
1.5	1982- 1986				HN12 HB11 VHB11 PHB11	841065	Outer Joint		24	22	52	104	57	M	
1.6	1982- 1986				HN12 HB11 VHB11 PHB11	841065	Outer Joint		24	22	52	104	57	M	
	1990-			R	B13 GA13 GA16DE GA16DS	641002	Inner Joint		25	23	40	63	101		
SUNNY (B11)															
1.3 (44 kW)	1982.03- 1987.09	MT		F	Saloon Engine E13	841170	Outer Joint		21	22	48	98	57	I	
	1982.08- 1990.08	MT		F	Estate Engine E13	841170	Outer Joint		21	22	48	98	57	I	
1.5 (55 kW)	1982.03- 1986.10	MT/AT		F	Coupe Engine E15S	841060	Outer Joint		24	22	52	105	56	I	
	1982.03- 1986.10	MT/AT		F	Saloon Engine E15S	841060	Outer Joint		24	22	52	105	56	I	
	1982.03- 1986.10	MT/AT		F	Estate Engine E15S	841060	Outer Joint		24	22	52	105	56	I	
	1982.03- 1986.10			F	Coupe Engine E15S	841177	Outer Joint		24	23	52	104.5	60	I	
	1982.03- 1986.10			F	Saloon Engine E15S	841177	Outer Joint		24	23	52	104.5	60	I	
1.7 D (40 kW)	1982.03- 1986.10	MT/AT		F	Saloon Engine CD17	841060	Outer Joint		24	22	52	105	56	I	
	1982.03- 1986.10	MT/AT		F	Estate Engine CD17	841060	Outer Joint		24	22	52	105	56	I	
	1982.03- 1986.10			F	Saloon Engine CD17	841177	Outer Joint		24	23	52	104.5	60	I	
	1982.03- 1986.10			F	Estate Engine CD17	841177	Outer Joint		24	23	52	104.5	60	I	
SUNNY (Y10)															
1.6 i 16V (66 kW)	1992.10- 2000.03			F	Box Engine GA16DE	899199	Outer Joint		25	23	55	107	62	M	
SUNNY / SENTRA (B11)															
1.3	1981.10- 1985.09	MT/AT			Engine E13	841281	Outer Joint		21	22	48	98.5	56.5	M	
1.5	1981.01- 1986.01	MT/AT			Engine E15S/E15	841041	Outer Joint		24	22	52	105	56	M	
SUNNY / SENTRA (B12)															
1.3	1985.09- 1990.01	MT/AT			Engine E13	841039	Outer Joint		25	22	52.3	107.4	55.7	M	
1.5	1985.09- 1990.01	MT/AT			Engine E15S E/GA15S E	841039	Outer Joint		25	22	52.3	107.4	55.7	M	
	1985.09- 1987.09	MT			Engine E15T	899204	Outer Joint		25	25	52.3	106.5	62	M	
	1985.09- 1988.01	MT/AT			Engine E15S E	899204	Outer Joint		25	25	52.3	106.5	62	M	
	1985.09- 1997.09	AT			Engine E15T	899204	Outer Joint		25	25	52.3	106.5	62	M	
	1987.01- 1990.01	4AT			Engine GA15S E	841039	Outer Joint		25	22	52.3	107.4	55.7	M	
1.5 4WD	1985.09- 1987.09	MT/AT			Engine E15S	899204	Outer Joint		25	25	52.3	106.5	62	M	
	1987.09- 1990.01	MT/AT			Engine GA15S E	841023	Outer Joint		27	23	56	103	61.5	M	
SUNNY / SENTRA (B13)															
1.3	1990.01- 1994.01	MT/AT			Engine GA13DS	834024	Outer Joint		25	22	55	107	57	M	
	1990.01- 1994.01	MT			Engine GA13DS	834024	Outer Joint		25	22	55	107	57	M	
1.5	1990.01- 1994.01	MT&AT			Engine GA15DS	834024	Outer Joint		25	22	55	107	57	M	
	1990.01- 1994.01	MT/AT			Engine GA15DS	834024	Outer Joint		25	22	55	107	57	M	
	1990.01- 1994.01	AT			Engine GA15DS	841191	Outer Joint	42T	25	22	55	107	57	M	
	1990.01- 1994.01	MT/AT			Engine GA15DS	841191	Outer Joint	42T	25	22	55	107	57	M	
1.5 4WD	1990.01- 1994.01	AT			Engine GA15DS	841033	Outer Joint		25	23	55	107	61	I	
	1990.01- 1994.01	MT/AT			Engine GA15DS	841033	Outer Joint		25	23	55	107	61	I	
	1990.01- 1994.01	MT/AT			Engine GA15DS	841034	Outer Joint	42T	25	23	55	107	61	I	
1.8 4WD	1990.01- 1994.01	MT&AT			Engine SR18DE	841033	Outer Joint		25	23	55	107	61	I	
	1990.01- 1994.01	MT&AT			Engine SR18DE	841034	Outer Joint	42T	25	23	55	107	61	I	
SUNNY / SENTRA (B14)															
1.3	1994.01- 1998.10	MT&AT			Engine GA13DE	834024	Outer Joint		25	22	55	107	57	M	
1.5	1994.01- 1998.10	MT&AT			Engine GA15DE	834024	Outer Joint		25	22	55	107	57	M	
	1994.01- 1998.10	MT&AT			Engine GA15DE	841191	Outer Joint	42T	25	22	55	107	57	M	
	1994.01- 1998.10	AT			Engine GA15DE	841033	Outer Joint		25	23	55	107	61	I	





	 YEAR	TRANSM	L/R	F/R	REMARKS	GSP Ref.	 PRODUCT	 ABS	Technical Specifications								
									A	B	C	H	L	P			
NISSAN																	
SUNNY / SENTRA (B14)																	
1.5 4WD	1994.01- 1998.10	MT&AT			Engine GA15DE	841033	Outer Joint		25	23	55	107	61	I			
	1994.01- 1998.10	MT&AT			Engine GA15DE	841034	Outer Joint	42T	25	23	55	107	61	I			
1.8	1994.01- 1998.10	MT&AT			Engine SR18DE	841118	Outer Joint		25	23	55	107	61	M			
	1994.01- 1998.10	MT&AT			Engine SR18DE	841155	Outer Joint	42T	25	23	55	107	61	M			
SUNNY / SENTRA (B15)																	
1.3	1998.10-	4AT			Engine QG13DE	841239	Outer Joint		25	22	55	107	57	M			
	1998.10-	5MT			Engine QG13DE	841239	Outer Joint		25	22	55	107	57	M			
	1998.10-	4AT			Engine QG13DE	841159	Outer Joint	42T	25	22	55	107	57	M			
	1998.10-	5MT			Engine QG13DE	841159	Outer Joint	42T	25	22	55	107	57	M			
1.5	1998.10-	4AT			Engine QG15DE/QG15DELEV	841239	Outer Joint		25	22	55	107	57	M			
	1998.10-	5MT			Engine QG15DE/QG15DELEV	841239	Outer Joint		25	22	55	107	57	M			
	1998.10-	4AT			Engine QG15DE/QG15DELEV	841159	Outer Joint	42T	25	22	55	107	57	M			
	1998.10-	5MT			Engine QG15DE/QG15DELEV	841159	Outer Joint	42T	25	22	55	107	57	M			
1.6	1998.10- 2000.09	5MT			Engine SR16VE	841155	Outer Joint	42T	25	23	55	107	61	M			
1.8	1998.10- 2000.09	CVT			Engine QG18DD	841155	Outer Joint	42T	25	23	55	107	61	M			
2.2	1999.09- 2002.05	4AT			Engine YD22DD	841118	Outer Joint		25	23	55	107	61	M			
	1999.09- 2002.05	5MT			Engine YD22DD	841118	Outer Joint		25	23	55	107	61	M			
	1999.09- 2002.05	4AT			Engine YD22DD	841155	Outer Joint	42T	25	23	55	107	61	M			
	1999.09- 2002.05	5MT			Engine YD22DD	841155	Outer Joint	42T	25	23	55	107	61	M			
SUNNY / SENTRA (EB12)																	
1.6	1986.01- 1990.01	MT/AT			Engine CA16D	899204	Outer Joint		25	25	52.3	106.5	62	M			
	1986.08- 1990.01	AT			Engine CA16D	899204	Outer Joint		25	25	52.3	106.5	62	M			
SUNNY / SENTRA (EB13)																	
1.6	1990.01- 1994.01	MT/AT			Engine GA16DE	841033	Outer Joint		25	23	55	107	61	I			
	1990.01- 1994.01	MT/AT			Engine GA16DE	841034	Outer Joint	42T	25	23	55	107	61	I			
SUNNY / SENTRA (EB14)																	
1.6	1994.01- 1998.10	AT			Engine GA16DE	841155	Outer Joint	42T	25	23	55	107	61	M			
	1994.01- 1998.10	MT&AT			Engine GA16DE	841033	Outer Joint		25	23	55	107	61	I			
	1994.01- 1998.10	MT			Engine GA16DE	841034	Outer Joint	42T	25	23	55	107	61	I			
SUNNY / SENTRA (JB15)																	
1.6	1998.10-	5MT			Engine SR16VE	841155	Outer Joint	42T	25	23	55	107	61	M			
SUNNY / SENTRA (SB11)																	
1.7	1982.01- 1985.01	AT			Engine CD17	841041	Outer Joint		24	22	52	105	56	M			
	1982.01- 1985.09	MT			Engine CD17	841041	Outer Joint		24	22	52	105	56	M			
SUNNY / SENTRA (SB12)																	
1.7	1985.01- 1990.01	MT			Engine CD17	841039	Outer Joint		25	22	52.3	107.4	55.7	M			
SUNNY / SENTRA (SB13)																	
1.7	1990.01- 1994.01	MT&AT			Engine CD17	834024	Outer Joint		25	22	55	107	57	M			
	1990.01- 1994.01	MT&AT			Engine CD17	841191	Outer Joint	42T	25	22	55	107	57	M			
SUNNY / SENTRA (SB14)																	
2.0	1994.01- 1998.10	MT&AT			Engine CD20	841033	Outer Joint		25	23	55	107	61	I			
	1994.01- 1998.10	MT&AT			Engine CD20	841034	Outer Joint	42T	25	23	55	107	61	I			
SUNNY / SENTRA (SNB13)																	
1.7 4WD	1990.01- 1994.01	MT/AT			Engine CD17	841033	Outer Joint		25	23	55	107	61	I			
SUNNY / SENTRA (SNB14)																	
2.0 4WD	1994.01- 1998.10	MT/AT			Engine CD20	841033	Outer Joint		25	23	55	107	61	I			
	1994.01- 1998.10	MT/AT			Engine CD20	841034	Outer Joint	42T	25	23	55	107	61	I			
SUNNY II (B12)																	
1.5 (52 kW)	1986.06- 1988.10	MT/AT		F	Coupe Engine E15S	841168	Outer Joint		25	25	52.2	107	66	I			
	1986.06- 1988.10	MT/AT		F	Estate Engine E15S	841168	Outer Joint		25	25	52.2	107	66	I			
1.6 (62 kW)	1986.06- 1988.10	AT		F	Coupe Engine E16S	841105	Outer Joint		25	22	52.2	107	55.5	I			
	1986.06- 1988.10	AT		F	Estate Engine E16S	841105	Outer Joint		25	22	52.2	107	55.5	I			
	1986.06- 1988.10	MT		F	Coupe Engine E16S	841008	Outer Joint		25	23	52.2	102	62	I			
	1986.06- 1988.10	MT		F	Estate Engine E16S	841008	Outer Joint		25	23	52.2	102	62	I			
1.6 GTi 16V (81 kW)	1987.05- 1989.05			F	Coupe Engine CA16D	841068	Outer Joint		25	23	52.2	107	62.5	I			
	1987.05- 1989.05	MT/AT		F	Coupe Engine CA16D	841168	Outer Joint		25	25	52.2	107	66	I			
1.6 i (54 kW)	1986.06- 1989.05	AT		F	Coupe Engine E16i	841073	Outer Joint		25	22	52.2	103	56	I			
	1986.06- 1989.05	MT		F	Coupe Engine E16i	841008	Outer Joint		25	23	52.2	102	62	I			
	1986.08- 1989.05	AT		F	Estate Engine E16i	841073	Outer Joint		25	22	52.2	103	56	I			
	1986.08- 1989.05	MT		F	Estate Engine E16i	841008	Outer Joint		25	23	52.2	102	62	I			





	 YEAR	TRANSM	L/R	F/R	REMARKS	GSP Ref.	 PRODUCT	 ABS	Technical Specifications							
									A	B	C	H	L	P		
NISSAN SUNNY II (B12)																
1.6 i 12V (66 kW)	1988.10- 1991.06	AT		F	Coupe Engine GA16i	841073	Outer Joint		25	22	52.2	103	56	I		
	1988.10- 1991.06	AT		F	Estate Engine GA16i	841073	Outer Joint		25	22	52.2	103	56	I		
	1988.10- 1991.06	MT		F	Coupe Engine GA16i	841008	Outer Joint		25	23	52.2	102	62	I		
	1988.10- 1991.06	MT		F	Estate Engine GA16i	841008	Outer Joint		25	23	52.2	102	62	I		
1.6 i 4x4 (54 kW)	1986.06- 1989.05	AT		F	All-wheel Drive Estate Engine E16i	841073	Outer Joint		25	22	52.2	103	56	I		
	1986.06- 1989.05	MT		F	All-wheel Drive Estate Engine E16i	841008	Outer Joint		25	23	52.2	102	62	I		
1.7 D (40 kW)	1986.01- 1991.06	MT		F	Estate Engine CD17	841105	Outer Joint		25	22	52.2	107	55.5	I		
	1986.01- 1991.06	MT		F	Estate Engine CD17	841073	Outer Joint		25	22	52.2	103	56	I		
1.8 GTi 16V (92 kW)	1989.01- 1991.06	MT		F	Coupe Engine CA18D	841168	Outer Joint		25	25	52.2	107	66	I		
SUNNY II (N13)																
1.3 (44 kW)	1986.06- 1988.10	MT		F	Hatchback Engine E13S	841105	Outer Joint		25	22	52.2	107	55.5	I		
	1986.06- 1988.10	MT		F	Hatchback Engine E13S	841073	Outer Joint		25	22	52.2	103	56	I		
	1986.07- 1991.10	MT		F	Saloon Engine E13S	841105	Outer Joint		25	22	52.2	107	55.5	I		
	1986.07- 1991.10	MT		F	Saloon Engine E13S	841073	Outer Joint		25	22	52.2	103	56	I		
1.4 LX (55 kW)	1988.10- 1991.08	MT		F	Saloon Engine GA14S	841073	Outer Joint		25	22	52.2	103	56	I		
	1989.01- 1991.08	MT		F	Hatchback Engine GA14S	841073	Outer Joint		25	22	52.2	103	56	I		
1.5 (52 kW)	1986.06- 1988.10	MT		F	Hatchback Engine E15S	841168	Outer Joint		25	25	52.2	107	66	I		
	1986.06- 1988.10	MT/AT		F	Saloon Engine E15S	841168	Outer Joint		25	25	52.2	107	66	I		
1.6 (62 kW)	1986.06- 1988.10	AT		F	Hatchback Engine E16S	841105	Outer Joint		25	22	52.2	107	55.5	I		
	1986.06- 1988.10	AT		F	Saloon Engine E16S	841105	Outer Joint		25	22	52.2	107	55.5	I		
	1986.06- 1988.10	MT		F	Hatchback Engine E16S	841008	Outer Joint		25	23	52.2	102	62	I		
	1986.06- 1988.10	MT		F	Saloon Engine E16S	841008	Outer Joint		25	23	52.2	102	62	I		
1.6 GTi 16V (81 kW)	1987.02- 1988.10	MT/AT		F	Saloon Engine CA16D	841168	Outer Joint		25	25	52.2	107	66	I		
	1987.06- 1989.05	MT/AT		F	Hatchback Engine CA16D	841168	Outer Joint		25	25	52.2	107	66	I		
1.6 i (54 kW)	1986.06- 1990.10	AT		F	Hatchback Engine E16i	841073	Outer Joint		25	22	52.2	103	56	I		
	1986.06- 1990.10	AT		F	Saloon Engine E16i	841073	Outer Joint		25	22	52.2	103	56	I		
	1986.06- 1990.10	MT		F	Hatchback Engine E16i	841008	Outer Joint		25	23	52.2	102	62	I		
	1986.06- 1990.10	MT		F	Saloon Engine E16i	841008	Outer Joint		25	23	52.2	102	62	I		
1.6 i 12V (66 kW)	1986.06- 1990.10	AT		F	Hatchback Engine GA16i	841073	Outer Joint		25	22	52.2	103	56	I		
	1986.06- 1990.10	MT		F	Hatchback Engine GA16i	841008	Outer Joint		25	23	52.2	102	62	I		
	1988.10- 1991.06	AT		F	Saloon Engine GA16i	841073	Outer Joint		25	22	52.2	103	56	I		
	1988.10- 1991.06	MT		F	Saloon Engine GA16i	841008	Outer Joint		25	23	52.2	102	62	I		
1.6 i 4x4 (54 kW)	1986.06- 1990.10	AT		F	All-wheel Drive Saloon Engine E16i	841073	Outer Joint		25	22	52.2	103	56	I		
	1986.06- 1990.10	MT		F	All-wheel Drive Saloon Engine E16i	841008	Outer Joint		25	23	52.2	102	62	I		
1.7 D (40 kW)	1986.06- 1989.05	MT		F	Saloon Engine CD17	841105	Outer Joint		25	22	52.2	107	55.5	I		
	1986.06- 1991.01	MT		F	Hatchback Engine CD17	841105	Outer Joint		25	22	52.2	107	55.5	I		
	1986.06- 1989.05	MT		F	Saloon Engine CD17	841073	Outer Joint		25	22	52.2	103	56	I		
	1986.06- 1991.01	MT		F	Hatchback Engine CD17	841073	Outer Joint		25	22	52.2	103	56	I		
1.8 GTi 16V (92 kW)	1989.01- 1991.06	MT		F	Hatchback Engine CA18D	841168	Outer Joint		25	25	52.2	107	66	I		
SUNNY III (N14)																
1.4 (60 kW)	1990.10- 1995.06	AT		F	Hatchback Engine GA14DS	899199	Outer Joint		25	23	55	107	62	M		
	1990.10- 1995.06	AT		F	Saloon Engine GA14DS	899199	Outer Joint		25	23	55	107	62	M		
1.4 i (55 kW)	1990.10- 1995.05	MT		F	Saloon Engine GA14DE/GA14DS	841002	Outer Joint	42T	25	22	55	107	56	I		
	1990.10- 1995.05	MT/AT		F	Hatchback Engine GA14DE/GA14DS	841002	Outer Joint	42T	25	22	55	107	56	I		
	1990.10- 1995.05	MT/AT		F	Hatchback Engine GA14DE/GA14DS	841002	Outer Joint	42T	25	22	55	107	56	I		
	1990.10- 1995.05	MT		F	Saloon Engine GA14DE/GA14DS	841001	Outer Joint		25	22	55	107	56	I		
	1990.10- 1995.05	MT/AT		F	Hatchback Engine GA14DE/GA14DS	841001	Outer Joint		25	22	55	107	56	I		
	1990.10- 1995.05	MT/AT		F	Hatchback Engine GA14DE/GA14DS	841001	Outer Joint		25	22	55	107	56	I		
1.6 i (66 kW)	1990.10- 1995.05			F	Saloon Engine GA16DEL/GA16DS	899199	Outer Joint		25	23	55	107	62	M		
	1990.10- 1995.05			F	Hatchback Engine GA16DE/GA16DS	899199	Outer Joint		25	23	55	107	62	M		
1.6 i 16V (75 kW)	1992.10- 1995.05	MT/AT		F	Saloon Engine GA16DE	841003	Outer Joint	42T	25	23	55	107	62	I		
	1992.10- 1995.05			F	Saloon Engine GA16DE	899199	Outer Joint		25	23	55	107	62	M		
	1992.10- 1995.05	MT/AT		F	Saloon Engine GA16DE	841078	Outer Joint		25	23	55	107	62	I		
2.0 D (55 kW)	1990.10- 1995.05	MT/AT		F	Hatchback Engine CD20	841002	Outer Joint	42T	25	22	55	107	56	I		
	1990.10- 1995.05	MT/AT		F	Saloon Engine CD20	841002	Outer Joint	42T	25	22	55	107	56	I		
	1990.10- 1995.05	MT/AT		F	Hatchback Engine CD20	841002	Outer Joint	42T	25	22	55	107	56	I		
	1990.10- 1995.05	MT/AT		F	Hatchback Engine CD20	841001	Outer Joint		25	22	55	107	56	I		
	1990.10- 1995.05	MT/AT		F	Saloon Engine CD20	841001	Outer Joint		25	22	55	107	56	I		
	1990.10- 1995.05	MT/AT		F	Hatchback Engine CD20	841001	Outer Joint		25	22	55	107	56	I		
2.0 GTi 16V (105 kW)	1990.10- 1995.05			F	Hatchback Engine SR20DE	841014	Outer Joint	42T	25	25	55	106.5	66	I		
	1990.10- 1995.05	MT		F	Hatchback Engine SR20DE	841087	Outer Joint		25	25	55	106.5	66	I		





	 YEAR	TRANSM	L/R	F/R	REMARKS	GSP Ref.	 PRODUCT	 ABS	Technical Specifications						
									A	B	C	H	L	P	
NISSAN															
SUNNY III (N14)															
2.0 GTi-R 4x4 (162 kW)	1990.10- 1995.05	MT/AT		F	All-wheel Drive Hatchback Engine SR20DET	841003	Outer Joint	42T	25	23	55	107	62	I	
	1990.10- 1995.05			F	All-wheel Drive Hatchback Engine SR20DET	899199	Outer Joint		25	23	55	107	62	M	
	1990.10- 1995.05	MT/AT		F	All-wheel Drive Hatchback Engine SR20DET	841078	Outer Joint		25	23	55	107	62	I	
2.0 i 16V (105 kW)	1990.10- 1995.05			F	Hatchback Engine SR20DE	841014	Outer Joint	42T	25	25	55	106.5	66	I	
	1990.10- 1995.05	MT		F	Hatchback Engine SR20DE	841087	Outer Joint		25	25	55	106.5	66	I	
SUNNY III (Y10)															
1.6 i (66 kW)	1991.06- 2000.03			F	Estate Engine GA16DE/GA16DS	841068	Outer Joint		25	23	52.2	107	62.5	I	
	1991.06- 2000.03			F	Estate Engine GA16DE/GA16DS	899199	Outer Joint		25	23	55	107	62	M	
1.6 i 16V 4x4 (75 kW)	1992.10- 2000.03	MT/AT		F	All-wheel Drive Estate Engine GA16DE	841003	Outer Joint	42T	25	23	55	107	62	I	
	1992.10- 2000.03	MT/AT		F	All-wheel Drive Estate Engine GA16DE	841078	Outer Joint		25	23	55	107	62	I	
TEANA (J31)															
2.3	2003.02- 2008.06	4AT/F			Engine VQ23DE	841251	Outer Joint		29	24	56	103	62	M	
2.5	2003.02- 2008.06	AT			QR25DE 4WD	841250	Outer Joint		29	25	56	101	68	M	
3.5	2003.02- 2008.06	CVT			VQ35DE	841250	Outer Joint		29	25	56	101	68	M	
TEANA (J32)															
2.5	2008.06-	CVT			Engine VQ25DE	841251	Outer Joint		29	24	56	103	62	M	
2.5 4WD	2008.06-	CVT			QR25DE	841252	Outer Joint		29	26	56	101	68	M	
3.5	2008.06-	CVT			Engine VQ35DE	841222	Outer Joint		32	27	56	102.5	67.5	M	
TERRANO (WD21)															
2.4 i 4WD (76 kW)	1987.10- 1993.02			F	All-wheel Drive Closed Off-Road Vehicle Engine Z24i	841086	Outer Joint		27	27	50	150	71	I	
2.7 TD 4WD (73 kW)	1989.02- 1996.02				All-wheel Drive Closed Off-Road Vehicle Engine TD27T	841178	Outer Joint		26	27	50	147.5	64	I	
	1989.02- 1996.02			F	All-wheel Drive Closed Off-Road Vehicle Engine TD27T	841086	Outer Joint		27	27	50	150	71	I	
3.0 i 4WD (109 kW)	1990.01- 1995.12			F	All-wheel Drive Closed Off-Road Vehicle Engine VG30E	841086	Outer Joint		27	27	50	150	71	I	
TERRANO / PATHFINDER (BYD21)															
2.7 4WD	1986.08- 1989.10	MT/AT			Engine TD27T	841051	Outer Joint		27	27	50	151	71	M	
TERRANO / PATHFINDER (D21)															
2.7 4WD	1986.01- 1989.01	MT/AT			Engine TG27E	841051	Outer Joint		27	27	50	151	71	M	
	1989.10-	MT/AT			Engine TD27T	841085	Outer Joint		26	27	50	148	60	M	
3.0 4WD	1987.10- 1989.10	MT/AT			Engine VG30E	841051	Outer Joint		27	27	50	151	71	M	
TERRANO II (R20)															
2.4 4WD (85 kW)	1996.05- 2002.01			F	All-wheel Drive Closed Off-Road Vehicle Engine KA24E	841025	Outer Joint		27	32	50	150	68.5	I	
	1996.05- 2002.01			F	All-wheel Drive Closed Off-Road Vehicle Engine KA24E	841086	Outer Joint		27	27	50	150	71	I	
2.4 4WD (87 kW)	1996.05-			F	All-wheel Drive Closed Off-Road Vehicle Engine KA24E	841025	Outer Joint		27	32	50	150	68.5	I	
	1996.05-			F	All-wheel Drive Closed Off-Road Vehicle Engine KA24E	841086	Outer Joint		27	27	50	150	71	I	
2.4 i 12V 4WD (91 kW)	1993.02- 1996.06			F	All-wheel Drive Closed Off-Road Vehicle Engine KA24E	841025	Outer Joint		27	32	50	150	68.5	I	
	1993.02- 1996.06			F	All-wheel Drive Closed Off-Road Vehicle Engine KA24E	841086	Outer Joint		27	27	50	150	71	I	
2.7 TD 4WD (74 kW)	1993.02- 2002.01			F	All-wheel Drive Closed Off-Road Vehicle Engine TD27T	841086	Outer Joint		27	27	50	150	71	I	
2.7 TDi 4WD (92 kW)	1996.05-			F	All-wheel Drive Closed Off-Road Vehicle Engine TD27T	841016	Outer Joint		28	27	50	150	71	I	
	1996.05-			F	All-wheel Drive Closed Off-Road Vehicle Engine TD27T	841025	Outer Joint		27	32	50	150	68.5	I	
3.0 Di 4WD (113 kW)	2002.05-			F	All-wheel Drive Closed Off-Road Vehicle Engine ZD30	841025	Outer Joint		27	32	50	150	68.5	I	
TIIDA															
1.6						841229	Outer Joint		25	32	49.1	95	61	I	
TIIDA (C11)															
-	2005-					659036	Inner Joint		26	22	40	64.5	98		
1.5	2004.09-	CVT			Engine HR15DE	841302	Outer Joint		25	22	49	95	56	M	
	2006-	4AT			Engine HR15DE	841303	Outer Joint		25	21	49	95	56	M	
1.5 4WD	2004.09- 2010.08	4AT			Engine HR15DE	841302	Outer Joint		25	22	49	95	56	M	
1.8	2005.01-	CVT			Engine MR18DE	841302	Outer Joint		25	22	49	95	56	M	
	2008.01- 2010.08	6MT				841308	Outer Joint		25	23	49	95	56.5	M	
TIIDA (C11X)															
1.5 DCi (78 kW)	2007.09-			F	Hatchback Engine K9K728	841233	Outer Joint		25	24	49.1	95	61	M	
1.6 (81 kW)	2007.09-			F	Hatchback Engine HR16DE	841271	Outer Joint		25	22	49	94.5	59.5	M	
	2007.09-			F	Hatchback Engine HR16DE	841167	Outer Joint		25	22	49	94	56	M	
1.8 (93 kW)	2007.09-			F	Hatchback Engine MR18DE	841271	Outer Joint		25	22	49	94.5	59.5	M	
	2007.09-			F	Hatchback Engine MR18DE	841234	Outer Joint		25	23	49.1	92	57	M	
	2007.09-			F	Hatchback Engine MR18DE	841167	Outer Joint		25	22	49	94	56	M	
TIIDA (SC11X)															
1.5 DCi (78 kW)	2007.09-			F	Saloon	841233	Outer Joint		25	24	49.1	95	61	M	
1.6 (81 kW)	2007.09-			F	Saloon Engine HR16DE	841271	Outer Joint		25	22	49	94.5	59.5	M	
	2007.09-			F	Saloon Engine HR16DE	841167	Outer Joint		25	22	49	94	56	M	
1.8 (93 kW)	2007.09-			F	Saloon Engine MR18DE	841271	Outer Joint		25	22	49	94.5	59.5	M	
	2007.09-			F	Saloon Engine MR18DE	841234	Outer Joint		25	23	49.1	92	57	M	





	 YEAR	TRANSM	L/R	F/R	REMARKS	GSP Ref.	 PRODUCT	 ABS	Technical Specifications									
									A	B	C	H	L	P				
NISSAN																		
TIIDA LATIO (C11)																		
1.5 4WD	2006.12- 2010.08	4AT			Engine HR15DE	841302	Outer Joint		25	22	49	95	56	M				
1.8	2008.01- 2010.08	6MT				841308	Outer Joint		25	23	49	95	56.5	M				
TIIDA LATIO (SC11)																		
-	2005-					659036	Inner Joint		26	22	40	64.5	98					
TSUBAME																		
-	1993- 1997	MT				641015	Inner Joint		25	24	40	63	108.5					
	1993.01- 1995.12	AT				841113	Outer Joint		25	24	55	96	62	I				
	1993.01- 1995.12	MT				841113	Outer Joint		25	24	55	96	62	I				
	1993.01- 1995.12	MT/AT				841084	Outer Joint		25	24	55	105	62	I				
	1998- 2002					841092	Outer Joint		25	32	55	105	62	I				
TSURU																		
-	1986- 1987	MT/AT				641016	Inner Joint		24	24	40	51.5	102.5					
	1988- 1992	MT/AT				641016	Inner Joint		24	24	40	51.5	102.5					
	1992- 2000	MT				641015	Inner Joint		25	24	40	63	108.5					
	2000- 2002					841092	Outer Joint		25	32	55	105	62	I				
TSURU / TSUBAME																		
-	2001- 2002	MT				641032	Inner Joint		25	32	40	63	108					
	2001- 2002	AT				641028	Inner Joint		25	32	40	63	108					
TSURU GS																		
-	1992.01- 1995.12	AT				841113	Outer Joint		25	24	55	96	62	I				
	1992.01- 1995.12	MT				841113	Outer Joint		25	24	55	96	62	I				
TSURU I																		
All Types	1984.01- 1987.12	MT/AT				841095	Outer Joint		24	22	52	104.5	54.5	O				
TSURU II																		
All Types	1988.01- 1992.12	MT/AT				841083	Outer Joint		25	24	52.3	107	62	I				
TSURU III																		
-	2005- 2007					641038	Inner Joint		25	23	40	63	105.5					
TSURU III GS																		
-	1992.01- 1995.12	MT/AT				841084	Outer Joint		25	24	55	105	62	I				
VANETTE (C22)																		
2.0 4WD	1988.09- 1994.04	MT/AT			Engine CA20/LD20T	841023	Outer Joint		27	23	56	103	61.5	M				
	1988.09- 1994.03	MT			Engine LD20	841023	Outer Joint		27	23	56	103	61.5	M				
	1988.11- 1994.04	5MT			Engine LD20	841023	Outer Joint		27	23	56	103	61.5	M				
	1988.11- 1990.08	5MT			Engine Z20	841023	Outer Joint		27	23	56	103	61.5	M				
	1988.11- 1990.08	MT			Engine Z20	841023	Outer Joint		27	23	56	103	61.5	M				
	1990.08- 1994.04	5MT			Engine NA20	841023	Outer Joint		27	23	56	103	61.5	M				
	1990.08- 1994.03	MT			Engine NA20	841023	Outer Joint		27	23	56	103	61.5	M				
WINGROAD (WEY10)																		
2.0	1996.05- 1999.06	4AT			Engine CD20	834024	Outer Joint		25	22	55	107	57	M				
	1996.05- 1999.06	5MT			Engine CD20	834024	Outer Joint		25	22	55	107	57	M				
	1996.05- 1999.06	4AT			Engine CD20	841191	Outer Joint	42T	25	22	55	107	57	M				
WINGROAD (WFNY10)																		
1.5 4WD	1996.05- 1999.06	4AT			Engine GA15DE	841033	Outer Joint		25	23	55	107	61	I				
	1996.05- 1999.06	5MT			Engine GA15DE	841033	Outer Joint		25	23	55	107	61	I				
	1996.05- 1999.06	4AT			Engine GA15DE	841034	Outer Joint	42T	25	23	55	107	61	I				
	1996.05- 1999.06	5MT			Engine GA15DE	841034	Outer Joint	42T	25	23	55	107	61	I				
WINGROAD (WFY10)																		
1.5	1996.05- 1999.06	5MT			Engine GA15DE	834024	Outer Joint		25	22	55	107	57	M				
	1996.05- 1999.06	5MT			Engine GA15DE	841191	Outer Joint	42T	25	22	55	107	57	M				
	1996.05- 1999.06	4AT			Engine GA15DE	841033	Outer Joint		25	23	55	107	61	I				
	1996.05- 1999.06	4AT			Engine GA15DE	841034	Outer Joint	42T	25	23	55	107	61	I				
WINGROAD (WHNY10)																		
1.8 4WD	1996.10- 1999.06	4AT			Engine SR18DE	841033	Outer Joint		25	23	55	107	61	I				
	1996.10- 1999.06	4AT			Engine SR18DE	841034	Outer Joint	42T	25	23	55	107	61	I				
WINGROAD (WHY11)																		
1.8	1999.06-	4AT			Engine QG18DE	841034	Outer Joint	42T	25	23	55	107	61	I				
X-TRAIL																		
-	2001.01- 2002.05	AT	L		4WD	241198	Drive Shaft	46T	29	29	56	103.5	650					
	2001.01- 2002.05	AT	R		4WD	241197	Drive Shaft	46T	29		56	103.5	552					
	2001.01- 2002.05	MT	L		4WD	241199	Drive Shaft	46T	29	29	56	103.5	620					
	2007-					841214	Outer Joint		29	35	56.1	102	59	I				





	 YEAR	TRANSM	L/R	F/R	REMARKS	GSP Ref.	 PRODUCT	 ABS	Technical Specifications						
									A	B	C	H	L	P	
NISSAN															
X-TRAIL (NT30)															
2.0 4WD	2000.10-	4AT			Engine QR20DE/QR20VET/SR20VET	841111	Outer Joint		29	25	56	101	68	M	
	2000.10-	5MT			Engine QR20DE	841111	Outer Joint		29	25	56	101	68	M	
	2000.10-	MT/AT			Engine QR20DE	841111	Outer Joint		29	25	56	101	68	M	
	2000.10-	4AT			Engine QR20DE/QR20VET/SR20VET	841185	Outer Joint	44T	29	25	56	101	68	M	
	2000.10-	5MT			Engine QR20DE	841185	Outer Joint	44T	29	25	56	101	68	M	
	2000.10-	MT/AT			Engine QR20DE	841185	Outer Joint	44T	29	25	56	101	68	M	
X-TRAIL (T30)															
2.0 (103 kW)	2006.04- 2007.12			F	Closed Off-Road Vehicle Engine QR20DE	841037	Outer Joint	44T	29	25	56	103.5	70.5	I	
2.0 (110 kW)	2001.09-			F	Closed Off-Road Vehicle Engine QR20DE	841037	Outer Joint	44T	29	25	56	103.5	70.5	I	
2.0 4x4 (103 kW)	2001.07-			F	All-wheel Drive Closed Off-Road Vehicle Engine QR20DE	841037	Outer Joint	44T	29	25	56	103.5	70.5	I	
2.0 4x4 (110 kW)	2001.09-			F	All-wheel Drive Closed Off-Road Vehicle Engine QR20DE	841037	Outer Joint	44T	29	25	56	103.5	70.5	I	
2.2 DCi (100 kW)	2005.04- 2007.12			F	Closed Off-Road Vehicle Engine YD22DDTi	841037	Outer Joint	44T	29	25	56	103.5	70.5	I	
2.2 DCi 4x4 (100 kW)	2005.12- 2007.12			F	All-wheel Drive Closed Off-Road Vehicle Engine YD22DDTi	841037	Outer Joint	44T	29	25	56	103.5	70.5	I	
2.2 Di 4x4 (84 kW)	2001.07-			F	All-wheel Drive Closed Off-Road Vehicle Engine YD22ETi	841037	Outer Joint	44T	29	25	56	103.5	70.5	I	
2.5 4x4 (121 kW)	2002.12- 2007.12			F	All-wheel Drive Closed Off-Road Vehicle Engine QR25DE	841037	Outer Joint	44T	29	25	56	103.5	70.5	I	
2.5 4x4 (132 kW)	2002.11-			F	All-wheel Drive Closed Off-Road Vehicle Engine QR25DE	841037	Outer Joint	44T	29	25	56	103.5	70.5	I	
X-TRAIL (T31)															
2.0 (104 kW)	2007.06-				All-wheel Drive Closed Off-Road Vehicle Engine MR20DE	841285	Outer Joint	48T	25	24	56	110.5	38.5	I	
2.0 DCi (110 kW)	2007.06-				All-wheel Drive Closed Off-Road Vehicle Engine M9R	841285	Outer Joint	48T	25	24	56	110.5	38.5	I	
	2007.06-				All-wheel Drive Closed Off-Road Vehicle Engine M9R	841249	Outer Joint		29	36	56	102	72	I	
2.0 DCi (127 kW)	2007.07- 2007.12				All-wheel Drive Closed Off-Road Vehicle Engine M9R760	841285	Outer Joint	48T	25	24	56	110.5	38.5	I	
	2007.07- 2007.12				All-wheel Drive Closed Off-Road Vehicle Engine M9R760	841249	Outer Joint		29	36	56	102	72	I	
2.5 4x4 (124 kW)	2007.06-				All-wheel Drive Closed Off-Road Vehicle Engine QR25DE	841285	Outer Joint	48T	25	24	56	110.5	38.5	I	
XTERRA															
-	2000- 2004				SUV/Truck/VAN 4WD	641014	Inner Joint			27		81.2			
OLDSMOBILE															
BRAVADA															
-	1997- 2004				SUV/Truck/VAN 4WD	808011	Outer Joint		27	34	55.8	127.5	64	O	
	1997- 2004					608008	Inner Joint		26	34	40	92	98		
	1997- 2001				4WD	608009	Inner Joint		26	34	40	55	85		
CUTLASS SUPREME															
-	1988- 1997				Excl. A/T, 3 Speed.	806002	Outer Joint		33	32	73	88	55	O	
	1988- 1997				Excl. A/T, 3 Speed.	806011	Outer Joint	47T	33	32	73	88	55	O	
	1992- 1994	AT			3 Speed	808024	Outer Joint		33	29	73	88	54.5	O	
2.8 V6 (97 kW)	1991- 1993					821007	Outer Joint		27	32	61.5	120	63	I	
3.1 V6 (101 kW)	1991- 1993					821007	Outer Joint		27	32	61.5	120	63	I	
3.4 V6 (149 kW)	1991- 1993					821007	Outer Joint		27	32	61.5	120	63	I	
All Models	1991- 1993					821007	Outer Joint		27	32	61.5	120	63	I	
EUROSPORT															
All Models	1991- 1993					821007	Outer Joint		27	32	61.5	120	63	I	
TORONADO															
All Models	1979.01- 1984.12					808005	Outer Joint		27	34	56	109	63	O	
OPEL															
ADAM															
1.2 (51 kW)	2012.10-		L	F	Hatchback Engine A12XEL	244079	Drive Shaft		22	22	51	79.5	615		
	2012.10-		R	F	Hatchback Engine A12XEL	244078	Drive Shaft		22	22	51	79.5	918		
1.4 (64 kW)	2012.10-		R	F	Hatchback Engine A14XEL	244078	Drive Shaft		22	22	51	79.5	918		
	2012.10-		L	F	Hatchback Engine A14XEL	244079	Drive Shaft		22	22	51	79.5	615		
1.4 (74 kW)	2012.10-		R	F	Hatchback Engine A14XER	244078	Drive Shaft		22	22	51	79.5	918		
	2012.10-		L	F	Hatchback Engine A14XER	244079	Drive Shaft		22	22	51	79.5	615		
1.4 LPG (64 kW)	2013.07-		R	F	Hatchback Engine A14XEL	244078	Drive Shaft		22	22	51	79.5	918		
	2013.07-		L	F	Hatchback Engine A14XEL	244079	Drive Shaft		22	22	51	79.5	615		
AGILA (A) (H00)															
1.0 12V (43 kW)	2000.09- 2007.12	5MT		F	Hatchback Engine Z10XE	844001	Outer Joint	43T	23	20	49	78	61	M	
1.2 16V (55 kW)	2000.09- 2007.12	5MT		F	Hatchback Engine Z12XE	844001	Outer Joint	43T	23	20	49	78	61	M	
1.3 CDTi (51 kW)	2003.08- 2007.12			F	Hatchback Engine Z13DT	844080	Outer Joint	43T	25	21	49	76	66.5	M	
AGILA (B) (H08)															
1.3 CDTi (55 kW)	2008.04-			F	Hatchback Engine Z13DTJ/D13A	857100	Outer Joint		25	21	49	82.5	64	M	





	 YEAR	TRANSM	L/R	F/R	REMARKS	GSP Ref.	 PRODUCT	 ABS	Technical Specifications							
									A	B	C	H	L	P		
OPEL ANTARA																
-	2006-					821047	Outer Joint		30	22		105.5	53.5			O
2.0 CDTi 4x4 (110 kW)	2006.05-		L/R		All-wheel Drive Closed Off-Road Vehicle Engine Z20DMH/Z20S	822009	Outer Joint		30	34	54	105.5	64.5			O
ARENA (TB, TF)																
1.9 D (44 kW)	1998.03- 2001.08	MT	L/R	F	Box Engine F8Q600/F8Q606	244006	Drive Shaft		25	27	56.3	110.5	713.5			
2.5 D (55 kW)	1998.03- 2001.08	MT	L/R	F	Box Engine S8U758/S8U780/S8U782	244006	Drive Shaft		25	27	56.3	110.5	713.5			
ARENA (THB)																
1.9 D (44 kW)	1998.03- 2001.08	MT	L/R	F	Bus Engine F8Q600/F8Q606	244006	Drive Shaft		25	27	56.3	110.5	713.5			
2.5 D (55 kW)	1998.03- 2001.08	MT	L/R	F	Bus Engine S8U758/S8U780/S8U782	244006	Drive Shaft		25	27	56.3	110.5	713.5			
ASCONA																
-	1981-				DIESEL	844047	Outer Joint		33	29	52	109	61			O
1.3 N S (44-55 kW)	1981.09- 1988.10	MT		F		844062	Outer Joint		22	22	52	94.5	50			O
1.6 i (55-60 kW)	1981.08- 1988.10	MT		F		844062	Outer Joint		22	22	52	94.5	50			O
ASCONA C (81_, 86_, 87_, 88_)																
1.3 N (44 kW)	1981.09- 1986.08	MT		F	Saloon Engine 13N	844041	Outer Joint		22	22	52	95	50			O
	1981.09- 1986.08	MT		F	Saloon Engine 13N	644004	Inner Joint		22	22	34.95	57.5	72.5			
1.3 S (55 kW)	1981.09- 1988.08	MT		F	Saloon Engine 13S	844041	Outer Joint		22	22	52	95	50			O
	1981.09- 1988.08	MT		F	Saloon Engine 13S	644004	Inner Joint		22	22	34.95	57.5	72.5			
1.6 (55 kW)	1981.09- 1987.09	MT		F	Saloon Engine 16N	844041	Outer Joint		22	22	52	95	50			O
	1981.09- 1987.09	MT		F	Saloon Engine 16N	644004	Inner Joint		22	22	34.95	57.5	72.5			
1.6 (60 kW)	1986.09- 1988.08	MT		F	Saloon Engine 16SV	844041	Outer Joint		22	22	52	95	50			O
	1986.09- 1988.08	MT		F	Saloon Engine 16SV	644004	Inner Joint		22	22	34.95	57.5	72.5			
1.6 D (40 kW)	1982.03- 1988.08	MT		F	Saloon Engine 16D/16DA	644001	Inner Joint		34	22	35	56.2	76			
	1982.03- 1988.08	MT		F	Saloon Engine 16D/16DA	899205	Outer Joint		33	25	52	109	61			O
1.6 i (55 kW)	1987.09- 1988.08	MT		F	Saloon Engine E16LZ/E16NZ	844041	Outer Joint		22	22	52	95	50			O
	1987.09- 1988.08	MT		F	Saloon Engine E16LZ/E16NZ	644004	Inner Joint		22	22	34.95	57.5	72.5			
1.6 i CAT (55 kW)	1986.09- 1988.08	MT		F	Saloon Engine C16LZ/C16NZ	844041	Outer Joint		22	22	52	95	50			O
	1986.09- 1988.08	MT		F	Saloon Engine C16LZ/C16NZ	644004	Inner Joint		22	22	34.95	57.5	72.5			
1.6 S (66 kW)	1981.09- 1986.08	MT		F	Saloon Engine 16SH	644002	Inner Joint		34	25	35	56.2	85.6			
	1981.09- 1986.08	MT		F	Saloon Engine 16SH	899205	Outer Joint		33	25	52	109	61			O
1.8 (62 kW)	1987.09- 1988.08	MT		F	Saloon Engine E18NV	644002	Inner Joint		34	25	35	56.2	85.6			
	1987.09- 1988.08	MT		F	Saloon Engine E18NV	899205	Outer Joint		33	25	52	109	61			O
1.8 E (74 kW)	1985.01- 1986.08	MT		F	Saloon Engine C18NE/S18NV	644002	Inner Joint		34	25	35	56.2	85.6			
	1985.01- 1986.08	MT		F	Saloon Engine C18NE/S18NV	899205	Outer Joint		33	25	52	109	61			O
1.8 i (85 kW)	1982.09- 1986.08	MT		F	Saloon Engine 18E	644002	Inner Joint		34	25	35	56.2	85.6			
	1982.09- 1986.08	MT		F	Saloon Engine 18E	899205	Outer Joint		33	25	52	109	61			O
2.0 i (74 kW)	1987.08- 1988.08	MT		F	Saloon Engine C20NEF	644002	Inner Joint		34	25	35	56.2	85.6			
	1987.08- 1988.08	MT		F	Saloon Engine C20NEF	899205	Outer Joint		33	25	52	109	61			O
2.0 i (85 kW)	1986.09- 1988.08	MT		F	Saloon Engine 20NE	644002	Inner Joint		34	25	35	56.2	85.6			
	1986.09- 1988.08	MT		F	Saloon Engine 20NE	899205	Outer Joint		33	25	52	109	61			O
2.0 i CAT (85 kW)	1986.09- 1988.08	MT		F	Saloon Engine C20NE	644002	Inner Joint		34	25	35	56.2	85.6			
	1986.09- 1988.08	MT		F	Saloon Engine C20NE	899205	Outer Joint		33	25	52	109	61			O
2.0 i GT (95 kW)	1987.03- 1988.08	MT		F	Saloon Engine 20SEH	644002	Inner Joint		34	25	35	56.2	85.6			
	1987.03- 1988.08	MT		F	Saloon Engine 20SEH	899205	Outer Joint		33	25	52	109	61			O
ASCONA C (84_, 89_)																
1.3 N (44 kW)	1981.09- 1986.08	MT		F	Hatchback Engine 13N	844041	Outer Joint		22	22	52	95	50			O
	1981.09- 1986.08	MT		F	Hatchback Engine 13N	644004	Inner Joint		22	22	34.95	57.5	72.5			
1.3 S (55 kW)	1981.09- 1988.08	MT		F	Hatchback Engine 13S	844041	Outer Joint		22	22	52	95	50			O
	1981.09- 1988.08	MT		F	Hatchback Engine 13S	644004	Inner Joint		22	22	34.95	57.5	72.5			
1.6 (55 kW)	1981.09- 1988.08	MT		F	Hatchback Engine 16N	844041	Outer Joint		22	22	52	95	50			O
	1981.09- 1988.08	MT		F	Hatchback Engine 16N	644004	Inner Joint		22	22	34.95	57.5	72.5			
1.6 (60 kW)	1986.09- 1988.08	MT		F	Hatchback Engine 16SV	844041	Outer Joint		22	22	52	95	50			O
	1986.09- 1988.08	MT		F	Hatchback Engine 16SV	644004	Inner Joint		22	22	34.95	57.5	72.5			
1.6 D (40 kW)	1982.03- 1988.08	MT		F	Hatchback Engine 16D/16DA	644001	Inner Joint		34	22	35	56.2	76			
	1982.03- 1988.08	MT		F	Hatchback Engine 16D/16DA	899205	Outer Joint		33	25	52	109	61			O
1.6 i (55 kW)	1987.09- 1988.08	MT		F	Hatchback Engine E16NZ	844041	Outer Joint		22	22	52	95	50			O
	1987.09- 1988.08	MT		F	Hatchback Engine E16NZ	644004	Inner Joint		22	22	34.95	57.5	72.5			
1.6 i CAT (55 kW)	1986.09- 1988.08	MT		F	Hatchback Engine C16LZ/C16NZ	844041	Outer Joint		22	22	52	95	50			O
	1986.09- 1988.08	MT		F	Hatchback Engine C16LZ/C16NZ	644004	Inner Joint		22	22	34.95	57.5	72.5			
1.6 S (66 kW)	1981.09- 1986.08	MT		F	Hatchback Engine 16SH	644002	Inner Joint		34	25	35	56.2	85.6			
	1981.09- 1986.08	MT		F	Hatchback Engine 16SH	899205	Outer Joint		33	25	52	109	61			O
1.8 (62 kW)	1987.09- 1988.08	MT		F	Hatchback Engine E18NV	644002	Inner Joint		34	25	35	56.2	85.6			
	1987.09- 1988.08	MT		F	Hatchback Engine E18NV	899205	Outer Joint		33	25	52	109	61			O





	 YEAR	TRANSM	L/R	F/R	REMARKS	GSP Ref.	 PRODUCT	 ABS	Technical Specifications						
									A	B	C	H	L	P	
OPEL															
ASCONA C (84_, 89_)															
1.8 E (74 kW)	1985.01- 1986.08	MT		F	Hatchback Engine C18NE/S18NV	644002	Inner Joint		34	25	35	56.2	85.6		
	1985.01- 1986.08	MT		F	Hatchback Engine C18NE/S18NV	899205	Outer Joint		33	25	52	109	61	O	
1.8 i (85 kW)	1982.09- 1986.08	MT		F	Hatchback Engine 18E	644002	Inner Joint		34	25	35	56.2	85.6		
	1982.09- 1986.08	MT		F	Hatchback Engine 18E	899205	Outer Joint		33	25	52	109	61	O	
2.0 i (85 kW)	1986.09- 1988.08	MT		F	Hatchback Engine 20NE	644002	Inner Joint		34	25	35	56.2	85.6		
	1986.09- 1988.08	MT		F	Hatchback Engine 20NE	899205	Outer Joint		33	25	52	109	61	O	
2.0 i CAT (85 kW)	1986.09- 1988.08	MT		F	Hatchback Engine C20NE	644002	Inner Joint		34	25	35	56.2	85.6		
	1986.09- 1988.08	MT		F	Hatchback Engine C20NE	899205	Outer Joint		33	25	52	109	61	O	
2.0 i GT (95 kW)	1987.03- 1988.08	MT		F	Hatchback Engine 20SEH	644002	Inner Joint		34	25	35	56.2	85.6		
	1987.03- 1988.08	MT		F	Hatchback Engine 20SEH	899205	Outer Joint		33	25	52	109	61	O	
ASTRA															
-	1993-					844063	Outer Joint		22	30	52	94.5	55	I	
ASTRA / VECTRA															
-						899238	Outer Joint	29T	33	25	52	103.5	61	O	
ASTRA F															
1.4	1991- 1998					644003	Inner Joint		22	28	34.95	57.5	83.5		
1.6	1991- 1998					644003	Inner Joint		22	28	34.95	57.5	83.5		
ASTRA F (51_, 52_)															
1.4 (55 kW)	1991.09- 1993.09	MT	L	F	Estate Engine 14NV	244002	Drive Shaft	29T	22	22	52	95	585		
	1991.09- 1993.09	MT		F	Estate Engine 14NV	844051	Outer Joint	29T	22	22	52	95	50.5	O	
	1991.09- 1993.09	MT	R	F	Estate Engine 14NV	260002	Drive Shaft	29T	22	22	52	95	926		
	1991.09- 1993.09		R	F	Estate Engine 14NV	260019	Drive Shaft		22	22	52	95	926		
	1991.09- 1993.09	MT		F	Estate Engine 14NV	644004	Inner Joint		22	22	34.95	57.5	72.5		
1.4 (60 kW)	1992.09- 1998.01	MT	L	F	Estate Engine 14SE	244002	Drive Shaft	29T	22	22	52	95	585		
	1992.09- 1998.01	MT		F	Estate Engine 14SE	844051	Outer Joint	29T	22	22	52	95	50.5	O	
	1992.09- 1998.01	MT	R	F	Estate Engine 14SE	260002	Drive Shaft	29T	22	22	52	95	926		
	1992.09- 1998.01	MT		F	Estate Engine 14SE	844007	Outer Joint	29T	22	22	52	94.5	50	O	
	1992.09- 1998.01		R	F	Estate Engine 14SE	260019	Drive Shaft		22	22	52	95	926		
	1992.09- 1998.01	MT		F	Estate Engine 14SE	644004	Inner Joint		22	22	34.95	57.5	72.5		
1.4 i (44 kW)	1991.09- 1998.01	MT	L	F	Estate Engine C14NZ	244002	Drive Shaft	29T	22	22	52	95	585		
	1991.09- 1998.01	MT		F	Estate Engine C14NZ	844051	Outer Joint	29T	22	22	52	95	50.5	O	
	1991.09- 1998.01	MT	R	F	Estate Engine C14NZ	260002	Drive Shaft	29T	22	22	52	95	926		
	1991.09- 1998.01	MT		F	Estate Engine C14NZ	844007	Outer Joint	29T	22	22	52	94.5	50	O	
	1991.09- 1998.01		R	F	Estate Engine C14NZ	260019	Drive Shaft		22	22	52	95	926		
	1991.09- 1998.01	MT		F	Estate Engine C14NZ	644004	Inner Joint		22	22	34.95	57.5	72.5		
1.4 i 16V (66 kW)	1996.02- 1998.01	MT/AT		F	Estate Engine X14XE	844007	Outer Joint	29T	22	22	52	94.5	50	O	
	1996.02- 1998.01		R	F	Estate Engine X14XE	260019	Drive Shaft		22	22	52	95	926		
1.4 Si (60 kW)	1992.03- 1998.01	MT	L	F	Estate Engine C14SE	244002	Drive Shaft	29T	22	22	52	95	585		
	1992.03- 1998.01	MT		F	Estate Engine C14SE	844051	Outer Joint	29T	22	22	52	95	50.5	O	
	1992.03- 1998.01	MT	R	F	Estate Engine C14SE	260002	Drive Shaft	29T	22	22	52	95	926		
	1992.03- 1998.01	MT		F	Estate Engine C14SE	844007	Outer Joint	29T	22	22	52	94.5	50	O	
	1992.03- 1998.01		R	F	Estate Engine C14SE	260019	Drive Shaft		22	22	52	95	926		
	1992.03- 1998.01	MT		F	Estate Engine C14SE	644004	Inner Joint		22	22	34.95	57.5	72.5		
1.6 (55 kW)	1995.09- 1998.01	AT		F	Estate Engine 16LZ2	844068	Outer Joint	29T	22	30	52	94.5	55	I	
	1995.09- 1998.01	MT		F	Estate Engine 16LZ2	844007	Outer Joint	29T	22	22	52	94.5	50	O	
	1995.09- 1998.01		R	F	Estate Engine 16LZ2	260019	Drive Shaft		22	22	52	95	926		
1.6 i (52 kW)	1993.05- 1996.07	AT		F	Estate Engine X16SZ	844068	Outer Joint	29T	22	30	52	94.5	55	I	
	1993.05- 1996.07	MT/AT		F	Estate Engine X16SZ	844007	Outer Joint	29T	22	22	52	94.5	50	O	
	1993.05- 1996.07		R	F	Estate Engine X16SZ	260019	Drive Shaft		22	22	52	95	926		
	1993.05- 1996.07	MT		F	Estate Engine X16SZ	644004	Inner Joint		22	22	34.95	57.5	72.5		
1.6 i (55 kW)	1991.09- 1998.01	MT	L	F	Estate Engine C16NZ/X16SZR	244002	Drive Shaft	29T	22	22	52	95	585		
	1991.09- 1998.01	AT		F	Estate Engine C16NZ/X16SZR	844068	Outer Joint	29T	22	30	52	94.5	55	I	
	1991.09- 1998.01	MT/AT		F	Estate Engine C16NZ/X16SZR	844051	Outer Joint	29T	22	22	52	95	50.5	O	
	1991.09- 1998.01	MT	R	F	Estate Engine C16NZ/X16SZR	260002	Drive Shaft	29T	22	22	52	95	926		
	1991.09- 1998.01	MT/AT		F	Estate Engine C16NZ/X16SZR	844007	Outer Joint	29T	22	22	52	94.5	50	O	
	1991.09- 1998.01		R	F	Estate Engine C16NZ/X16SZR	260019	Drive Shaft		22	22	52	95	926		
	1991.09- 1998.01	MT		F	Estate Engine C16NZ/X16SZR	644004	Inner Joint		22	22	34.95	57.5	72.5		
1.6 i 16V (74 kW)	1994.08- 1998.01	MT	L	F	Estate Engine X16XEL	244002	Drive Shaft	29T	22	22	52	95	585		
	1994.08- 1998.01	AT		F	Estate Engine X16XEL	844068	Outer Joint	29T	22	30	52	94.5	55	I	
	1994.08- 1998.01	MT	R	F	Estate Engine X16XEL	260002	Drive Shaft	29T	22	22	52	95	926		
	1994.08- 1998.01	MT/AT		F	Estate Engine X16XEL	844007	Outer Joint	29T	22	22	52	94.5	50	O	





	 YEAR	TRANSM	L/R	F/R	REMARKS	GSP Ref.	 PRODUCT	 ABS	Technical Specifications						
									A	B	C	H	L	P	
OPEL															
ASTRA F (51_, 52_)															
1.6 i 16V (74 kW)	1994.08- 1998.01			R	F	Estate Engine X16XEL	260019	Drive Shaft		22	22	52	95	926	
	1994.08- 1998.01	MT			F	Estate Engine X16XEL	644004	Inner Joint		22	22	34.95	57.5	72.5	
1.6 Si (74 kW)	1992.03- 1994.12	MT	L	F	F	Estate Engine C16SE	244002	Drive Shaft	29T	22	22	52	95	585	
	1992.03- 1994.12	AT			F	Estate Engine C16SE	844068	Outer Joint	29T	22	30	52	94.5	55	I
	1992.03- 1994.12	MT			F	Estate Engine C16SE	844051	Outer Joint	29T	22	22	52	95	50.5	O
	1992.03- 1994.12	MT	R	F	F	Estate Engine C16SE	260002	Drive Shaft	29T	22	22	52	95	926	
	1992.03- 1994.12	MT			F	Estate Engine C16SE	844007	Outer Joint	29T	22	22	52	94.5	50	O
	1992.03- 1994.12			R	F	Estate Engine C16SE	260019	Drive Shaft		22	22	52	95	926	
1.7 D (42 kW)	1991.12- 1992.09	MT/AT			F	Estate Engine 17D	844056	Outer Joint	29T	33	25	52	109	61	O
	1991.12- 1992.09	MT			F	Estate Engine 17D	644004	Inner Joint		22	22	34.95	57.5	72.5	
1.7 D (44 kW)	1992.07- 1998.01	MT/AT			F	Estate Engine 17DR	844056	Outer Joint	29T	33	25	52	109	61	O
	1992.07- 1998.01	MT/AT			F	Estate Engine 17DR	844007	Outer Joint	29T	22	22	52	94.5	50	O
	1992.07- 1998.01	MT			F	Estate Engine 17DR	644004	Inner Joint		22	22	34.95	57.5	72.5	
1.7 TD (50 kW)	1994.11- 1998.01	MT/AT			F	Estate Engine X17DTL	844056	Outer Joint	29T	33	25	52	109	61	O
1.7 TDS (60 kW)	1991.12- 1998.01	MT	R	F	F	Estate Engine 17DT(TC4EE1)/X17DT(TC4EE1)	244059	Drive Shaft	29T	33	34	52	109	938	
	1991.12- 1998.01	MT/AT			F	Estate Engine 17DT(TC4EE1)/X17DT(TC4EE1)	844056	Outer Joint	29T	33	25	52	109	61	O
	1991.12- 1998.01	MT	L	F	F	Estate Engine 17DT(TC4EE1)/X17DT(TC4EE1)	244011	Drive Shaft	29T	33	34	52	109	594.5	
	1991.12- 1998.01	MT			F	Estate Engine 17DT(TC4EE1)/X17DT(TC4EE1)	644002	Inner Joint		34	25	35	56.2	85.6	
1.8 i (66 kW)	1991.09- 1998.01	MT	R	F	F	Estate Engine C18NZ	244059	Drive Shaft	29T	33	34	52	109	938	
	1991.09- 1998.01	MT/AT			F	Estate Engine C18NZ	844056	Outer Joint	29T	33	25	52	109	61	O
	1991.09- 1998.01	MT	L	F	F	Estate Engine C18NZ	244011	Drive Shaft	29T	33	34	52	109	594.5	
	1991.09- 1998.01	MT			F	Estate Engine C18NZ	644002	Inner Joint		34	25	35	56.2	85.6	
1.8 i 16V (85 kW)	1994.07- 1998.01	MT			F	Estate Engine C18XEL/X18XE	644002	Inner Joint		34	25	35	56.2	85.6	
1.8 i 16V (92 kW)	1993.06- 1998.01	MT			F	Estate Engine C18XE	644002	Inner Joint		34	25	35	56.2	85.6	
2.0 i (85 kW)	1991.09- 1994.07	MT	R	F	F	Estate Engine C20NE	244059	Drive Shaft	29T	33	34	52	109	938	
	1991.09- 1994.07	MT/AT			F	Estate Engine C20NE	844056	Outer Joint	29T	33	25	52	109	61	O
	1991.09- 1994.07	MT	L	F	F	Estate Engine C20NE	244011	Drive Shaft	29T	33	34	52	109	594.5	
	1991.09- 1994.07	MT			F	Estate Engine C20NE	644002	Inner Joint		34	25	35	56.2	85.6	
2.0 i 16V (100 kW)	1995.02- 1998.01	MT/AT			F	Estate Engine X20XEV	844056	Outer Joint	29T	33	25	52	109	61	O
2.0 i 16V (110 kW)	1993.03- 1998.01	MT	R	F	F	Estate Engine C20XE	244059	Drive Shaft	29T	33	34	52	109	938	
	1993.03- 1998.01	MT			F	Estate Engine C20XE	844056	Outer Joint	29T	33	25	52	109	61	O
	1993.03- 1998.01	MT	L	F	F	Estate Engine C20XE	244011	Drive Shaft	29T	33	34	52	109	594.5	
	1993.03- 1998.01	MT			F	Estate Engine C20XE	644002	Inner Joint		34	25	35	56.2	85.6	
ASTRA F (53_, 54_, 58_, 59_)															
1.4 (55 kW)	1991.09- 1993.09	MT	L	F	F	Hatchback Engine 14NV	244002	Drive Shaft	29T	22	22	52	95	585	
	1991.09- 1993.09	MT			F	Hatchback Engine 14NV	844051	Outer Joint	29T	22	22	52	95	50.5	O
	1991.09- 1993.09	MT	R	F	F	Hatchback Engine 14NV	260002	Drive Shaft	29T	22	22	52	95	926	
	1991.09- 1993.09			R	F	Hatchback Engine 14NV	260019	Drive Shaft		22	22	52	95	926	
	1991.09- 1993.09	MT			F	Hatchback Engine 14NV	644004	Inner Joint		22	22	34.95	57.5	72.5	
1.4 (60 kW)	1992.09- 1998.01	MT	L	F	F	Hatchback Engine 14SE	244002	Drive Shaft	29T	22	22	52	95	585	
	1992.09- 1998.01	MT			F	Hatchback Engine 14SE	844051	Outer Joint	29T	22	22	52	95	50.5	O
	1992.09- 1998.01	MT	R	F	F	Hatchback Engine 14SE	260002	Drive Shaft	29T	22	22	52	95	926	
	1992.09- 1998.01	MT			F	Hatchback Engine 14SE	844007	Outer Joint	29T	22	22	52	94.5	50	O
	1992.09- 1998.01			R	F	Hatchback Engine 14SE	260019	Drive Shaft		22	22	52	95	926	
	1992.09- 1998.01	MT			F	Hatchback Engine 14SE	644004	Inner Joint		22	22	34.95	57.5	72.5	
1.4 i (44 kW)	1992.03- 1998.01	MT	L	F	F	Hatchback Engine C14NZ	244002	Drive Shaft	29T	22	22	52	95	585	
	1992.03- 1998.01	MT			F	Hatchback Engine C14NZ	844051	Outer Joint	29T	22	22	52	95	50.5	O
	1992.03- 1998.01	MT	R	F	F	Hatchback Engine C14NZ	260002	Drive Shaft	29T	22	22	52	95	926	
	1992.03- 1998.01	MT			F	Hatchback Engine C14NZ	844007	Outer Joint	29T	22	22	52	94.5	50	O
	1992.03- 1998.01			R	F	Hatchback Engine C14NZ	260019	Drive Shaft		22	22	52	95	926	
	1992.03- 1998.01	MT			F	Hatchback Engine C14NZ	644004	Inner Joint		22	22	34.95	57.5	72.5	
1.4 i 16V (66 kW)	1996.01- 1998.01	MT/AT			F	Hatchback Engine X14XE	844007	Outer Joint	29T	22	22	52	94.5	50	O
	1996.01- 1998.01			R	F	Hatchback Engine X14XE	260019	Drive Shaft		22	22	52	95	926	
1.4 Si (60 kW)	1992.03- 1998.01	MT	L	F	F	Hatchback Engine C14SE	244002	Drive Shaft	29T	22	22	52	95	585	
	1992.03- 1998.01	MT			F	Hatchback Engine C14SE	844051	Outer Joint	29T	22	22	52	95	50.5	O
	1992.03- 1998.01	MT	R	F	F	Hatchback Engine C14SE	260002	Drive Shaft	29T	22	22	52	95	926	
	1992.03- 1998.01	MT			F	Hatchback Engine C14SE	844007	Outer Joint	29T	22	22	52	94.5	50	O
	1992.03- 1998.01			R	F	Hatchback Engine C14SE	260019	Drive Shaft		22	22	52	95	926	
1.6 (55 kW)	1995.09- 1998.01	AT			F	Hatchback Engine 16LZ2/16NZR	844068	Outer Joint	29T	22	30	52	94.5	55	I
	1995.09- 1998.01	MT			F	Hatchback Engine 16LZ2/16NZR	844007	Outer Joint	29T	22	22	52	94.5	50	O





	 YEAR	TRANSM	L/R	F/R	REMARKS	GSP Ref.	 PRODUCT	 ABS	Technical Specifications													
									A	B	C	H	L	P								
OPEL																						
ASTRA F (53_, 54_, 58_, 59_)																						
1.6 (55 kW)	1995.09- 1998.01			R	F	Hatchback Engine 16LZ2/16NZR	260019	Drive Shaft		22	22	52	95	926								
1.6 i (52 kW)	1993.05- 1996.07	AT			F	Hatchback Engine X16SZ	844068	Outer Joint	29T	22	30	52	94.5	55	I							
	1993.05- 1996.07	MT/AT			F	Hatchback Engine X16SZ	844007	Outer Joint	29T	22	22	52	94.5	50	O							
	1993.05- 1996.07			R	F	Hatchback Engine X16SZ	260019	Drive Shaft		22	22	52	95	926								
	1993.05- 1996.07	MT			F	Hatchback Engine X16SZ	644004	Inner Joint		22	22	34.95	57.5	72.5								
1.6 i (55 kW)	1991.09- 1998.01	MT	L		F	Hatchback Engine C16NZ/X16SZR	244002	Drive Shaft	29T	22	22	52	95	585								
	1991.09- 1998.01	AT			F	Hatchback Engine C16NZ/X16SZR	844068	Outer Joint	29T	22	30	52	94.5	55	I							
	1991.09- 1998.01	MT/AT			F	Hatchback Engine C16NZ/X16SZR	844051	Outer Joint	29T	22	22	52	95	50.5	O							
	1991.09- 1998.01	MT	R		F	Hatchback Engine C16NZ/X16SZR	260002	Drive Shaft	29T	22	22	52	95	926								
	1991.09- 1998.01	MT/AT			F	Hatchback Engine C16NZ/X16SZR	844007	Outer Joint	29T	22	22	52	94.5	50	O							
	1991.09- 1998.01			R	F	Hatchback Engine C16NZ/X16SZR	260019	Drive Shaft		22	22	52	95	926								
	1991.09- 1998.01	MT			F	Hatchback Engine C16NZ/X16SZR	644004	Inner Joint		22	22	34.95	57.5	72.5								
1.6 i 16V (74 kW)	1994.08- 1998.01	MT	L		F	Hatchback Engine X16XEL	244002	Drive Shaft	29T	22	22	52	95	585								
	1994.08- 1998.01	AT			F	Hatchback Engine X16XEL	844068	Outer Joint	29T	22	30	52	94.5	55	I							
	1994.08- 1998.01	MT	R		F	Hatchback Engine X16XEL	260002	Drive Shaft	29T	22	22	52	95	926								
	1994.08- 1998.01	MT/AT			F	Hatchback Engine X16XEL	844007	Outer Joint	29T	22	22	52	94.5	50	O							
	1994.08- 1998.01			R	F	Hatchback Engine X16XEL	260019	Drive Shaft		22	22	52	95	926								
1.6 Si (74 kW)	1992.03- 1994.12	MT	L		F	Hatchback Engine C16SE	244002	Drive Shaft	29T	22	22	52	95	585								
	1992.03- 1994.12	AT			F	Hatchback Engine C16SE	844068	Outer Joint	29T	22	30	52	94.5	55	I							
	1992.03- 1994.12	MT			F	Hatchback Engine C16SE	844051	Outer Joint	29T	22	22	52	95	50.5	O							
	1992.03- 1994.12	MT	R		F	Hatchback Engine C16SE	260002	Drive Shaft	29T	22	22	52	95	926								
	1992.03- 1994.12	MT			F	Hatchback Engine C16SE	844007	Outer Joint	29T	22	22	52	94.5	50	O							
1.7 D (42 kW)	1992.03- 1994.12			R	F	Hatchback Engine C16SE	260019	Drive Shaft		22	22	52	95	926								
	1992.03- 1994.12	MT			F	Hatchback Engine C16SE	644004	Inner Joint		22	22	34.95	57.5	72.5								
	1991.12- 1992.09	MT/AT			F	Hatchback Engine 17D	844056	Outer Joint	29T	33	25	52	109	61	O							
	1991.12- 1992.09	MT			F	Hatchback Engine 17D	644004	Inner Joint		22	22	34.95	57.5	72.5								
	1991.12- 1992.09	MT			F	Hatchback Engine 17D	260019	Drive Shaft		22	22	52	95	926								
1.7 D (44 kW)	1992.07- 1998.01	MT/AT			F	Hatchback Engine 17DR	844056	Outer Joint	29T	33	25	52	109	61	O							
	1992.07- 1998.01	MT/AT			F	Hatchback Engine 17DR	844007	Outer Joint	29T	22	22	52	94.5	50	O							
	1992.07- 1998.01	MT			F	Hatchback Engine 17DR	644004	Inner Joint		22	22	34.95	57.5	72.5								
1.7 TD (50 kW)	1994.11- 1998.01	MT/AT			F	Hatchback Engine X17DTL	844056	Outer Joint	29T	33	25	52	109	61	O							
1.7 TDS (60 kW)	1991.12- 1998.01	MT	R		F	Hatchback Engine 17DT(TC4EE1)/X17DT(TC4EE1)	244059	Drive Shaft	29T	33	34	52	109	938								
	1991.12- 1998.01	MT/AT			F	Hatchback Engine 17DT(TC4EE1)/X17DT(TC4EE1)	844056	Outer Joint	29T	33	25	52	109	61	O							
	1991.12- 1998.01	MT	L		F	Hatchback Engine 17DT(TC4EE1)/X17DT(TC4EE1)	244011	Drive Shaft	29T	33	34	52	109	594.5								
	1991.12- 1998.01	MT			F	Hatchback Engine 17DT(TC4EE1)/X17DT(TC4EE1)	644002	Inner Joint		34	25	35	56.2	85.6								
1.8 i (66 kW)	1991.09- 1998.01	MT	R		F	Hatchback Engine C18NZ	244059	Drive Shaft	29T	33	34	52	109	938								
	1991.09- 1998.01	MT/AT			F	Hatchback Engine C18NZ	844056	Outer Joint	29T	33	25	52	109	61	O							
	1991.09- 1998.01	MT	L		F	Hatchback Engine C18NZ	244011	Drive Shaft	29T	33	34	52	109	594.5								
	1991.09- 1998.01	MT			F	Hatchback Engine C18NZ	644002	Inner Joint		34	25	35	56.2	85.6								
1.8 i 16V (85 kW)	1994.09- 1998.01	MT			F	Hatchback Engine C18XEL/X18XE	644002	Inner Joint		34	25	35	56.2	85.6								
1.8 i 16V (92 kW)	1993.06- 1994.08	MT			F	Hatchback Engine C18XE	644002	Inner Joint		34	25	35	56.2	85.6								
2.0 GSi 16V (110 kW)	1991.09- 1998.01	MT	R		F	Hatchback Engine C20XE	244059	Drive Shaft	29T	33	34	52	109	938								
	1991.09- 1998.01	MT			F	Hatchback Engine C20XE	844056	Outer Joint	29T	33	25	52	109	61	O							
	1991.09- 1998.01	MT	L		F	Hatchback Engine C20XE	244011	Drive Shaft	29T	33	34	52	109	594.5								
	1991.09- 1998.01	MT			F	Hatchback Engine C20XE	644002	Inner Joint		34	25	35	56.2	85.6								
2.0 i (85 kW)	1991.09- 1998.01	MT	R		F	Hatchback Engine C20NE	244059	Drive Shaft	29T	33	34	52	109	938								
	1991.09- 1998.01	MT/AT			F	Hatchback Engine C20NE	844056	Outer Joint	29T	33	25	52	109	61	O							
	1991.09- 1998.01	MT	L		F	Hatchback Engine C20NE	244011	Drive Shaft	29T	33	34	52	109	594.5								
	1991.09- 1998.01	MT			F	Hatchback Engine C20NE	644002	Inner Joint		34	25	35	56.2	85.6								
2.0 i 16V (100 kW)	1995.02- 1998.01	MT/AT			F	Hatchback Engine X20XE/V	844056	Outer Joint	29T	33	25	52	109	61	O							
ASTRA F (53_B)																						
1.4 i 16V (66 kW)	1996.01- 2001.03	MT/AT			F	Convertible Engine X14XE	844007	Outer Joint	29T	22	22	52	94.5	50	O							
	1996.01- 2001.03			R	F	Convertible Engine X14XE	260019	Drive Shaft		22	22	52	95	926								
1.4 Si (60 kW)	1993.05- 2001.03	MT	L		F	Convertible Engine C14SE	244002	Drive Shaft	29T	22	22	52	95	585								
	1993.05- 2001.03	MT			F	Convertible Engine C14SE	844051	Outer Joint	29T	22	22	52	95	50.5	O							
	1993.05- 2001.03	MT	R		F	Convertible Engine C14SE	260002	Drive Shaft	29T	22	22	52	95	926								
	1993.05- 2001.03	MT			F	Convertible Engine C14SE	844007	Outer Joint	29T	22	22	52	94.5	50	O							
	1993.05- 2001.03			R	F	Convertible Engine C14SE	260019	Drive Shaft		22	22	52	95	926								
	1993.05- 2001.03	MT			F	Convertible Engine C14SE	644004	Inner Joint		22	22	34.95	57.5	72.5								
1.6 i (52 kW)	1993.03- 1996.08	AT			F	Convertible Engine X16SZ	844068	Outer Joint	29T	22	30	52	94.5	55	I							
	1993.03- 1996.08	MT/AT			F	Convertible Engine X16SZ	844007	Outer Joint	29T	22	22	52	94.5	50	O							
	1993.03- 1996.08			R	F	Convertible Engine X16SZ	260019	Drive Shaft		22	22	52	95	926								





	 YEAR	TRANSM	L/R	F/R	REMARKS	GSP Ref.	 PRODUCT	 ABS	Technical Specifications					
									A	B	C	H	L	P
OPEL														
ASTRA F (53_B)														
1.6 i (52 kW)	1993.03- 1996.08	MT		F	Convertible Engine X16SZ	644004	Inner Joint		22	22	34.95	57.5	72.5	
1.6 i (55 kW)	1996.01- 2001.03	AT		F	Convertible Engine X16SZR	844068	Outer Joint	29T	22	30	52	94.5	55	I
	1996.01- 2001.03	MT/AT		F	Convertible Engine X16SZR	844007	Outer Joint	29T	22	22	52	94.5	50	O
	1996.01- 2001.03		R	F	Convertible Engine X16SZR	260019	Drive Shaft		22	22	52	95	926	
1.8 i 16V (85 kW)	1994.11- 2001.03	MT		F	Convertible Engine C18XEL/X18XE	644002	Inner Joint		34	25	35	56.2	85.6	
2.0 i (85 kW)	1993.03- 1994.10	MT	R	F	Convertible Engine C20NE	244059	Drive Shaft	29T	33	34	52	109	938	
	1993.03- 1994.10	MT/AT		F	Convertible Engine C20NE	844056	Outer Joint	29T	33	25	52	109	61	O
	1993.03- 1994.10	MT	L	F	Convertible Engine C20NE	244011	Drive Shaft	29T	33	34	52	109	594.5	
	1993.03- 1994.10	MT		F	Convertible Engine C20NE	644002	Inner Joint		34	25	35	56.2	85.6	
ASTRA F (56_, 57_)														
1.4 (55 kW)	1991.09- 1993.09	MT	L	F	Saloon Engine 14NV	244002	Drive Shaft	29T	22	22	52	95	585	
	1991.09- 1993.09	MT		F	Saloon Engine 14NV	844051	Outer Joint	29T	22	22	52	95	50.5	O
	1991.09- 1993.09	MT	R	F	Saloon Engine 14NV	260002	Drive Shaft	29T	22	22	52	95	926	
	1991.09- 1993.09		R	F	Saloon Engine 14NV	260019	Drive Shaft		22	22	52	95	926	
	1991.09- 1993.09	MT		F	Saloon Engine 14NV	644004	Inner Joint		22	22	34.95	57.5	72.5	
1.4 (60 kW)	1992.09- 1998.09	MT	L	F	Saloon Engine 14SE	244002	Drive Shaft	29T	22	22	52	95	585	
	1992.09- 1998.09	MT		F	Saloon Engine 14SE	844051	Outer Joint	29T	22	22	52	95	50.5	O
	1992.09- 1998.09	MT	R	F	Saloon Engine 14SE	260002	Drive Shaft	29T	22	22	52	95	926	
	1992.09- 1998.09	MT		F	Saloon Engine 14SE	844007	Outer Joint	29T	22	22	52	94.5	50	O
	1992.09- 1998.09		R	F	Saloon Engine 14SE	260019	Drive Shaft		22	22	52	95	926	
	1992.09- 1998.09	MT		F	Saloon Engine 14SE	644004	Inner Joint		22	22	34.95	57.5	72.5	
1.4 i (44 kW)	1991.09- 1998.09	MT	L	F	Saloon Engine C14NZ/X14NZ	244002	Drive Shaft	29T	22	22	52	95	585	
	1991.09- 1998.09	MT		F	Saloon Engine C14NZ/X14NZ	844051	Outer Joint	29T	22	22	52	95	50.5	O
	1991.09- 1998.09	MT	R	F	Saloon Engine C14NZ/X14NZ	260002	Drive Shaft	29T	22	22	52	95	926	
	1991.09- 1998.09	MT		F	Saloon Engine C14NZ/X14NZ	844007	Outer Joint	29T	22	22	52	94.5	50	O
	1991.09- 1998.09		R	F	Saloon Engine C14NZ/X14NZ	260019	Drive Shaft		22	22	52	95	926	
	1991.09- 1998.09	MT		F	Saloon Engine C14NZ/X14NZ	644004	Inner Joint		22	22	34.95	57.5	72.5	
1.4 i 16V (66 kW)	1996.02- 1998.09	MT/AT		F	Saloon Engine X14XE	844007	Outer Joint	29T	22	22	52	94.5	50	O
	1996.02- 1998.09		R	F	Saloon Engine X14XE	260019	Drive Shaft		22	22	52	95	926	
1.4 Si (60 kW)	1992.03- 1998.09	MT	L	F	Saloon Engine C14SE	244002	Drive Shaft	29T	22	22	52	95	585	
	1992.03- 1998.09	MT		F	Saloon Engine C14SE	844051	Outer Joint	29T	22	22	52	95	50.5	O
	1992.03- 1998.09	MT	R	F	Saloon Engine C14SE	260002	Drive Shaft	29T	22	22	52	95	926	
	1992.03- 1998.09	MT		F	Saloon Engine C14SE	844007	Outer Joint	29T	22	22	52	94.5	50	O
	1992.03- 1998.09		R	F	Saloon Engine C14SE	260019	Drive Shaft		22	22	52	95	926	
	1992.03- 1998.09	MT		F	Saloon Engine C14SE	644004	Inner Joint		22	22	34.95	57.5	72.5	
1.6 (55 kW)	1995.09- 1998.09	AT		F	Saloon Engine 16LZ2	844068	Outer Joint	29T	22	30	52	94.5	55	I
	1995.09- 1998.09	MT		F	Saloon Engine 16LZ2	844007	Outer Joint	29T	22	22	52	94.5	50	O
	1995.09- 1998.09		R	F	Saloon Engine 16LZ2	260019	Drive Shaft		22	22	52	95	926	
1.6 i (52 kW)	1993.05- 1996.07	AT		F	Saloon Engine X16SZ	844068	Outer Joint	29T	22	30	52	94.5	55	I
	1993.05- 1996.07	MT/AT		F	Saloon Engine X16SZ	844007	Outer Joint	29T	22	22	52	94.5	50	O
	1993.05- 1996.07		R	F	Saloon Engine X16SZ	260019	Drive Shaft		22	22	52	95	926	
	1993.05- 1996.07	MT		F	Saloon Engine X16SZ	644004	Inner Joint		22	22	34.95	57.5	72.5	
1.6 i (55 kW)	1992.03- 1998.09	MT	L	F	Saloon Engine C16NZ/X16SZR	244002	Drive Shaft	29T	22	22	52	95	585	
	1992.03- 1998.09	AT		F	Saloon Engine C16NZ/X16SZR	844068	Outer Joint	29T	22	30	52	94.5	55	I
	1992.03- 1998.09	MT/AT		F	Saloon Engine C16NZ/X16SZR	844051	Outer Joint	29T	22	22	52	95	50.5	O
	1992.03- 1998.09	MT	R	F	Saloon Engine C16NZ/X16SZR	260002	Drive Shaft	29T	22	22	52	95	926	
	1992.03- 1998.09	MT/AT		F	Saloon Engine C16NZ/X16SZR	844007	Outer Joint	29T	22	22	52	94.5	50	O
	1992.03- 1998.09		R	F	Saloon Engine C16NZ/X16SZR	260019	Drive Shaft		22	22	52	95	926	
	1992.03- 1998.09	MT		F	Saloon Engine C16NZ/X16SZR	644004	Inner Joint		22	22	34.95	57.5	72.5	
1.6 i 16V (74 kW)	1994.08- 1998.09	MT		F	Saloon Engine X16XEL	644004	Inner Joint		22	22	34.95	57.5	72.5	
	1994.08- 1998.09	MT	L	F	Saloon Engine X16XEL	244002	Drive Shaft	29T	22	22	52	95	585	
	1994.08- 1998.09	AT		F	Saloon Engine X16XEL	844068	Outer Joint	29T	22	30	52	94.5	55	I
	1994.08- 1998.09	MT	R	F	Saloon Engine X16XEL	260002	Drive Shaft	29T	22	22	52	95	926	
	1994.08- 1998.09	MT/AT		F	Saloon Engine X16XEL	844007	Outer Joint	29T	22	22	52	94.5	50	O
	1994.08- 1998.09		R	F	Saloon Engine X16XEL	260019	Drive Shaft		22	22	52	95	926	
1.6 Si (74 kW)	1992.05- 1994.12	MT		F	Saloon Engine C16SE	644004	Inner Joint		22	22	34.95	57.5	72.5	
	1992.05- 1994.12	MT	L	F	Saloon Engine C16SE	244002	Drive Shaft	29T	22	22	52	95	585	
	1992.05- 1994.12	AT		F	Saloon Engine C16SE	844068	Outer Joint	29T	22	30	52	94.5	55	I
	1992.05- 1994.12	MT		F	Saloon Engine C16SE	844051	Outer Joint	29T	22	22	52	95	50.5	O
	1992.05- 1994.12	MT	R	F	Saloon Engine C16SE	260002	Drive Shaft	29T	22	22	52	95	926	
	1992.05- 1994.12	MT		F	Saloon Engine C16SE	844007	Outer Joint	29T	22	22	52	94.5	50	O
	1992.05- 1994.12		R	F	Saloon Engine C16SE	260019	Drive Shaft		22	22	52	95	926	





	 YEAR	TRANSM	L/R	F/R	REMARKS	GSP Ref.	 PRODUCT	 ABS	Technical Specifications									
									A	B	C	H	L	P				
OPEL																		
ASTRA F (56_, 57_)																		
1.7 D (42 kW)	1992.03- 1992.09	MT		F	Saloon Engine 17D	644004	Inner Joint		22	22	34.95	57.5	72.5					
	1992.03- 1992.09	MT/AT		F	Saloon Engine 17D	844056	Outer Joint	29T	33	25	52	109	61	O				
1.7 D (44 kW)	1992.07- 1998.09	MT		F	Saloon Engine 17DR	644004	Inner Joint		22	22	34.95	57.5	72.5					
	1992.07- 1998.09	MT/AT		F	Saloon Engine 17DR	844056	Outer Joint	29T	33	25	52	109	61	O				
	1992.07- 1998.09	MT/AT		F	Saloon Engine 17DR	844007	Outer Joint	29T	22	22	52	94.5	50	O				
1.7 TD (50 kW)	1994.11- 1998.09	MT/AT		F	Saloon Engine X17DTL	844056	Outer Joint	29T	33	25	52	109	61	O				
1.7 TDS (60 kW)	1992.03- 1998.09	MT	R	F	Saloon Engine 17DT(TC4EE1)/X17DT(TC4EE1)	244059	Drive Shaft	29T	33	34	52	109	938					
	1992.03- 1998.09	MT/AT		F	Saloon Engine 17DT(TC4EE1)/X17DT(TC4EE1)	844056	Outer Joint	29T	33	25	52	109	61	O				
	1992.03- 1998.09	MT	L	F	Saloon Engine 17DT(TC4EE1)/X17DT(TC4EE1)	244011	Drive Shaft	29T	33	34	52	109	594.5					
	1992.03- 1998.09	MT		F	Saloon Engine 17DT(TC4EE1)/X17DT(TC4EE1)	644002	Inner Joint		34	25	35	56.2	85.6					
1.8 i (66 kW)	1992.03- 1998.09	MT	R	F	Saloon Engine C18NZ	244059	Drive Shaft	29T	33	34	52	109	938					
	1992.03- 1998.09	MT/AT		F	Saloon Engine C18NZ	844056	Outer Joint	29T	33	25	52	109	61	O				
	1992.03- 1998.09	MT	L	F	Saloon Engine C18NZ	244011	Drive Shaft	29T	33	34	52	109	594.5					
	1992.03- 1998.09	MT		F	Saloon Engine C18NZ	644002	Inner Joint		34	25	35	56.2	85.6					
1.8 i 16V (85 kW)	1994.11- 1998.09	MT		F	Saloon Engine C18XEL/X18XE	644002	Inner Joint		34	25	35	56.2	85.6					
1.8 i 16V (92 kW)	1993.06- 1994.10	MT		F	Saloon Engine C18XE	644002	Inner Joint		34	25	35	56.2	85.6					
2.0 i (85 kW)	1992.03- 1998.09	MT	R	F	Saloon Engine C20NE	244059	Drive Shaft	29T	33	34	52	109	938					
	1992.03- 1998.09	MT/AT		F	Saloon Engine C20NE	844056	Outer Joint	29T	33	25	52	109	61	O				
	1992.03- 1998.09	MT	L	F	Saloon Engine C20NE	244011	Drive Shaft	29T	33	34	52	109	594.5					
	1992.03- 1998.09	MT		F	Saloon Engine C20NE	644002	Inner Joint		34	25	35	56.2	85.6					
2.0 i 16V (100 kW)	1995.02- 1998.09	MT/AT		F	Saloon Engine X20XE	844056	Outer Joint	29T	33	25	52	109	61	O				
ASTRA F CLASSIC																		
1.4 i (44 kW)	1998.01- 2002.08			F	Hatchback Engine X14NZ	844083	Outer Joint	29T	22	29	52.1	97.5	62.5	O				
	1998.01- 2002.08			F	Saloon Engine X14NZ	844083	Outer Joint	29T	22	29	52.1	97.5	62.5	O				
	1998.01- 2005.01			F	Estate Engine X14NZ	844083	Outer Joint	29T	22	29	52.1	97.5	62.5	O				
	1998.01- 2002.08	MT		F	Hatchback Engine X14NZ	844007	Outer Joint	29T	22	22	52	94.5	50	O				
	1998.01- 2002.08	MT		F	Saloon Engine X14NZ	844007	Outer Joint	29T	22	22	52	94.5	50	O				
	1998.01- 2005.01	MT		F	Estate Engine X14NZ	844007	Outer Joint	29T	22	22	52	94.5	50	O				
	1998.01- 2002.08		R	F	Hatchback Engine X14NZ	260019	Drive Shaft		22	22	52	95	926					
	1998.01- 2002.08		R	F	Saloon Engine X14NZ	260019	Drive Shaft		22	22	52	95	926					
	1998.01- 2005.01		R	F	Estate Engine X14NZ	260019	Drive Shaft		22	22	52	95	926					
1.6 i (55 kW)	1998.01- 2002.08			F	Hatchback Engine X16SZR	844083	Outer Joint	29T	22	29	52.1	97.5	62.5	O				
	1998.01- 2002.08			F	Saloon Engine X16SZR	844083	Outer Joint	29T	22	29	52.1	97.5	62.5	O				
	1998.01- 2005.01			F	Estate Engine X16SZR	844083	Outer Joint	29T	22	29	52.1	97.5	62.5	O				
	1998.01- 2002.08	AT		F	Hatchback Engine X16SZR	844068	Outer Joint	29T	22	30	52	94.5	55	I				
	1998.01- 2005.01	AT		F	Estate Engine X16SZR	844068	Outer Joint	29T	22	30	52	94.5	55	I				
	1998.01- 2002.08	MT		F	Hatchback Engine X16SZR	844007	Outer Joint	29T	22	22	52	94.5	50	O				
	1998.01- 2002.08	MT		F	Saloon Engine X16SZR	844007	Outer Joint	29T	22	22	52	94.5	50	O				
	1998.01- 2005.01	MT		F	Estate Engine X16SZR	844007	Outer Joint	29T	22	22	52	94.5	50	O				
	1998.01- 2002.08		R	F	Hatchback Engine X16SZR	260019	Drive Shaft		22	22	52	95	926					
	1998.01- 2002.08		R	F	Saloon Engine X16SZR	260019	Drive Shaft		22	22	52	95	926					
1998.01- 2005.01		R	F	Estate Engine X16SZR	260019	Drive Shaft		22	22	52	95	926						
1.6 i 16V (74 kW)	1998.01- 2002.08			F	Hatchback Engine X16XEL	844083	Outer Joint	29T	22	29	52.1	97.5	62.5	O				
	1998.01- 2002.08			F	Saloon Engine X16XEL	844083	Outer Joint	29T	22	29	52.1	97.5	62.5	O				
	1998.01- 2005.01			F	Estate Engine X16XEL	844083	Outer Joint	29T	22	29	52.1	97.5	62.5	O				
	1998.01- 2005.01	AT		F	Estate Engine X16XEL	844068	Outer Joint	29T	22	30	52	94.5	55	I				
	1998.01- 2002.08	MT		F	Hatchback Engine X16XEL	844007	Outer Joint	29T	22	22	52	94.5	50	O				
	1998.01- 2002.08	MT		F	Saloon Engine X16XEL	844007	Outer Joint	29T	22	22	52	94.5	50	O				
	1998.01- 2005.01	MT		F	Estate Engine X16XEL	844007	Outer Joint	29T	22	22	52	94.5	50	O				
	1998.01- 2002.08		R	F	Hatchback Engine X16XEL	260019	Drive Shaft		22	22	52	95	926					
	1998.01- 2002.08		R	F	Saloon Engine X16XEL	260019	Drive Shaft		22	22	52	95	926					
	1998.01- 2005.01		R	F	Estate Engine X16XEL	260019	Drive Shaft		22	22	52	95	926					
ASTRA F VAN (55_)																		
1.4 i (44 kW)	1991.10- 1999.01	MT		F	Box Engine C14NZ	644004	Inner Joint		22	22	34.95	57.5	72.5					
	1991.10- 1999.01	MT	L	F	Box Engine C14NZ	244002	Drive Shaft	29T	22	22	52	95	585					
	1991.10- 1999.01	MT		F	Box Engine C14NZ	844051	Outer Joint	29T	22	22	52	95	50.5	O				
	1991.10- 1999.01	MT	R	F	Box Engine C14NZ	260002	Drive Shaft	29T	22	22	52	95	926					
	1991.10- 1999.01	MT		F	Box Engine C14NZ	844007	Outer Joint	29T	22	22	52	94.5	50	O				
	1991.10- 1999.01		R	F	Box Engine C14NZ	260019	Drive Shaft		22	22	52	95	926					
1.6 i (52 kW)	1993.02- 1996.07	MT		F	Box Engine X16SZ	644004	Inner Joint		22	22	34.95	57.5	72.5					
	1993.02- 1996.07			F	Box Engine X16SZ	844049	Outer Joint		33	25	52	109	61	O				
	1993.02- 1996.07	MT/AT		F	Box Engine X16SZ	844007	Outer Joint	29T	22	22	52	94.5	50	O				
	1993.02- 1996.07		R	F	Box Engine X16SZ	260019	Drive Shaft		22	22	52	95	926					





	 YEAR	TRANSM	L/R	F/R	REMARKS	GSP Ref.	 PRODUCT	 ABS	Technical Specifications								
									A	B	C	H	L	P			
OPEL																	
ASTRA F VAN (55_)																	
1.6 i (55 kW)	1991.10- 1993.04	MT		F	Box Engine C16NZ	644004	Inner Joint		22	22	34.95	57.5	72.5				
	1991.10- 1993.04	MT	L	F	Box Engine C16NZ	244002	Drive Shaft	29T	22	22	52	95	585				
	1991.10- 1993.04	MT		F	Box Engine C16NZ	844051	Outer Joint	29T	22	22	52	95	50.5	O			
	1991.10- 1993.04	MT	R	F	Box Engine C16NZ	260002	Drive Shaft	29T	22	22	52	95	926				
	1991.10- 1993.04			R	F	Box Engine C16NZ	260019	Drive Shaft		22	22	52	95	926			
1.7 D (42 kW)	1991.12- 1992.09	MT		F	Box Engine 17D	644004	Inner Joint		22	22	34.95	57.5	72.5				
	1991.12- 1992.09	MT/AT		F	Box Engine 17D	844056	Outer Joint	29T	33	25	52	109	61	O			
1.7 D (44 kW)	1992.07- 1999.01	MT		F	Box Engine 17DR	644004	Inner Joint		22	22	34.95	57.5	72.5				
	1992.07- 1999.01	MT/AT		F	Box Engine 17DR	844056	Outer Joint	29T	33	25	52	109	61	O			
	1992.07- 1999.01	MT/AT		F	Box Engine 17DR	844007	Outer Joint	29T	22	22	52	94.5	50	O			
1.7 TD (50 kW)	1994.08- 1999.01	MT/AT		F	Box Engine X17DTL	844056	Outer Joint	29T	33	25	52	109	61	O			
ASTRA G																	
1.6 16V (74 kW)	2001.03- 2005.10	MT/AT		F	Convertible Engine Z16XE	844030	Outer Joint		33	22	52	103	50.5	O			
	2001.03- 2005.10	MT	L	F	Convertible Engine Z16XE	260013	Drive Shaft		33	22	52	103	595				
	2001.03- 2005.10	MT	R	F	Convertible Engine Z16XE	244033	Drive Shaft		33	22	52	103	950.5				
1.8 16V (92 kW)	2001.03- 2005.10			F	Convertible Engine Z18XE	844049	Outer Joint		33	25	52	109	61	O			
2.2 16V (108 kW)	2001.03- 2005.10			F	Convertible Engine Z22SE	844049	Outer Joint		33	25	52	109	61	O			
	2001.03- 2005.10	MT	L	F	Convertible Engine Z22SE	244044	Drive Shaft		33	34	52	103.5	595				
2.2 DTi (92 kW)	2002.09- 2005.10			F	Convertible Engine Y22DTR	844049	Outer Joint		33	25	52	109	61	O			
ASTRA G (F07_)																	
1.6 16V (76 kW)	2000.03- 2005.05	MT/AT		F	Coupe Engine Z16XEP	844030	Outer Joint		33	22	52	103	50.5	O			
	2000.03- 2005.05	MT	L	F	Coupe Engine Z16XEP	260013	Drive Shaft		33	22	52	103	595				
	2000.03- 2005.05	MT	R	F	Coupe Engine Z16XEP	244033	Drive Shaft		33	22	52	103	950.5				
1.8 16V (85 kW)	2000.03- 2000.10			F	Coupe Engine X18XE1	844049	Outer Joint		33	25	52	109	61	O			
	2000.03- 2000.10	MT/AT		F	Coupe Engine X18XE1	844006	Outer Joint	29T	33	25	52	103.5	61	O			
1.8 16V (92 kW)	2000.09- 2005.05			F	Coupe Engine Z18XE	844049	Outer Joint		33	25	52	109	61	O			
2.2 16V (108 kW)	2000.09- 2005.05			F	Coupe Engine Z22SE	844049	Outer Joint		33	25	52	109	61	O			
	2000.09- 2005.05	MT	L	F	Coupe Engine Z22SE	244044	Drive Shaft		33	34	52	103.5	595				
2.2 DTi (92 kW)	2002.09- 2005.05			F	Coupe Engine Y22DTR	844049	Outer Joint		33	25	52	109	61	O			
ASTRA G (F35_)																	
1.2 16V (48 kW)	1998.02- 2000.09	5MT		F	Estate Engine X12XE	844012	Outer Joint		33	28	52	104	54.5	O			
1.2 16V (55 kW)	2000.09- 2004.07	5MT		F	Estate Engine Z12XE	844012	Outer Joint		33	28	52	104	54.5	O			
1.4 (66 kW)	2007.09- 2009.12		L	F	Estate Engine Z14XEP	260013	Drive Shaft		33	22	52	103	595				
	2007.09- 2009.12		R	F	Estate Engine Z14XEP	244033	Drive Shaft		33	22	52	103	950.5				
1.4 16V (66 kW)	1998.06- 2004.07	MT/AT		F	Estate Engine X14XE/Z14XE	844030	Outer Joint		33	22	52	103	50.5	O			
	1998.06- 2004.07	MT	L	F	Estate Engine X14XE/Z14XE	260013	Drive Shaft		33	22	52	103	595				
	1998.06- 2004.07	MT	R	F	Estate Engine X14XE/Z14XE	244033	Drive Shaft		33	22	52	103	950.5				
1.6 (55 kW)	1998.02- 2000.09	MT/AT		F	Estate Engine X16SZR	844030	Outer Joint		33	22	52	103	50.5	O			
	1998.02- 2000.09	MT	L	F	Estate Engine X16SZR	260013	Drive Shaft		33	22	52	103	595				
	1998.02- 2000.09	MT	R	F	Estate Engine X16SZR	244033	Drive Shaft		33	22	52	103	950.5				
1.6 (62 kW)	2000.09- 2004.07	MT/AT		F	Estate Engine Z16SE	844030	Outer Joint		33	22	52	103	50.5	O			
	2000.09- 2004.07	MT	L	F	Estate Engine Z16SE	260013	Drive Shaft		33	22	52	103	595				
	2000.09- 2004.07	MT	R	F	Estate Engine Z16SE	244033	Drive Shaft		33	22	52	103	950.5				
1.6 (76 kW)	2002.12- 2009.07	MT/AT		F	Estate Engine Z16XEP	844030	Outer Joint		33	22	52	103	50.5	O			
	2002.12- 2009.07	MT	L	F	Estate Engine Z16XEP	260013	Drive Shaft		33	22	52	103	595				
	2002.12- 2009.07	MT	R	F	Estate Engine Z16XEP	244033	Drive Shaft		33	22	52	103	950.5				
1.6 16V (74 kW)	1998.02- 2004.07	MT/AT		F	Estate Engine X16XEL/Z16XE	844030	Outer Joint		33	22	52	103	50.5	O			
	1998.02- 2004.07	MT	L	F	Estate Engine X16XEL/Z16XE	260013	Drive Shaft		33	22	52	103	595				
	1998.02- 2004.07	MT	R	F	Estate Engine X16XEL/Z16XE	244033	Drive Shaft		33	22	52	103	950.5				
1.7 DTi 16V (55 kW)	2000.02- 2004.07	5MT		F	Estate Engine Y17DT	844049	Outer Joint		33	25	52	109	61	O			
1.7 TD (50 kW)	1998.02- 2000.08	MT/AT		F	Estate Engine X17DTL	844030	Outer Joint		33	22	52	103	50.5	O			
	1998.02- 2000.08	MT	L	F	Estate Engine X17DTL	260013	Drive Shaft		33	22	52	103	595				
	1998.02- 2000.08	MT	R	F	Estate Engine X17DTL	244033	Drive Shaft		33	22	52	103	950.5				
1.8 16V (85 kW)	1998.02- 2000.09			F	Estate Engine X18XE1	844049	Outer Joint		33	25	52	109	61	O			
	1998.02- 2000.09	MT/AT		F	Estate Engine X18XE1	844006	Outer Joint	29T	33	25	52	103.5	61	O			
1.8 16V (92 kW)	2000.09- 2004.07			F	Estate Engine Z18XE	844049	Outer Joint		33	25	52	109	61	O			
2.0 16V (100 kW)	1998.02- 2004.07			F	Estate Engine X20XEV	844049	Outer Joint		33	25	52	109	61	O			
	1998.02- 2004.07	MT	L	F	Estate Engine X20XEV	244044	Drive Shaft		33	34	52	103.5	595				
	1998.02- 2004.07	MT/AT		F	Estate Engine X20XEV	844006	Outer Joint	29T	33	25	52	103.5	61	O			
2.0 Di (60 kW)	1998.02- 2004.07			F	Estate Engine X20DTL/Y20DTL	844049	Outer Joint		33	25	52	109	61	O			
	1998.02- 2004.07	MT	L	F	Estate Engine X20DTL/Y20DTL	244044	Drive Shaft		33	34	52	103.5	595				
	1998.02- 2004.07	MT/AT		F	Estate Engine X20DTL/Y20DTL	844006	Outer Joint	29T	33	25	52	103.5	61	O			





	 YEAR	TRANSM	L/R	F/R	REMARKS	GSP Ref.	 PRODUCT	 ABS	Technical Specifications					
									A	B	C	H	L	P
OPEL														
ASTRA G (F35_)														
2.0 DTi 16V (74 kW)	1999.08- 2004.07			F	Estate Engine X20DTH/Y20DTH	844049	Outer Joint		33	25	52	109	61	O
	1999.08- 2004.07	MT	L	F	Estate Engine X20DTH/Y20DTH	244044	Drive Shaft		33	34	52	103.5	595	
2.2 16V (108 kW)	2001.03- 2004.07			F	Estate Engine Z22SE	844049	Outer Joint		33	25	52	109	61	O
	2001.03- 2004.07	MT	L	F	Estate Engine Z22SE	244044	Drive Shaft		33	34	52	103.5	595	
2.2 DTi (92 kW)	2002.09- 2004.07			F	Estate Engine Y22DTR	844049	Outer Joint		33	25	52	109	61	O
ASTRA G (F48_, F08_)														
1.2 16V (48 kW)	1998.02- 2000.09	5MT		F	Hatchback Engine X12XE	844012	Outer Joint		33	28	52	104	54.5	O
1.2 16V (55 kW)	2000.09- 2005.01	5MT		F	Hatchback Engine Z12XE	844012	Outer Joint		33	28	52	104	54.5	O
1.4 (66 kW)	2007.09- 2009.12		L	F	Hatchback Engine Z14XEP	260013	Drive Shaft		33	22	52	103	595	
	2007.09- 2009.12		R	F	Hatchback Engine Z14XEP	244033	Drive Shaft		33	22	52	103	950.5	
1.4 16V (66 kW)	1998.02- 2005.01	MT/AT		F	Hatchback Engine X14XE/Z14XE	844030	Outer Joint		33	22	52	103	50.5	O
	1998.02- 2005.01	MT	L	F	Hatchback Engine X14XE/Z14XE	260013	Drive Shaft		33	22	52	103	595	
	1998.02- 2005.01	MT	R	F	Hatchback Engine X14XE/Z14XE	244033	Drive Shaft		33	22	52	103	950.5	
1.6 (55 kW)	1998.02- 2000.09	MT/AT		F	Hatchback Engine X16SZR	844030	Outer Joint		33	22	52	103	50.5	O
	1998.02- 2000.09	MT	L	F	Hatchback Engine X16SZR	260013	Drive Shaft		33	22	52	103	595	
	1998.02- 2000.09	MT	R	F	Hatchback Engine X16SZR	244033	Drive Shaft		33	22	52	103	950.5	
1.6 (62 kW)	2000.09- 2005.01	MT/AT		F	Hatchback Engine Z16SE	844030	Outer Joint		33	22	52	103	50.5	O
	2000.09- 2005.01	MT	L	F	Hatchback Engine Z16SE	260013	Drive Shaft		33	22	52	103	595	
	2000.09- 2005.01	MT	R	F	Hatchback Engine Z16SE	244033	Drive Shaft		33	22	52	103	950.5	
1.6 (76 kW)	2002.12- 2009.12	MT/AT		F	Hatchback Engine Z16XEP	844030	Outer Joint		33	22	52	103	50.5	O
	2002.12- 2009.12	MT	L	F	Hatchback Engine Z16XEP	260013	Drive Shaft		33	22	52	103	595	
	2002.12- 2009.12	MT	R	F	Hatchback Engine Z16XEP	244033	Drive Shaft		33	22	52	103	950.5	
1.6 16V (74 kW)	1998.02- 2005.01	MT/AT		F	Hatchback Engine X16XEL/Z16XE	844030	Outer Joint		33	22	52	103	50.5	O
	1998.02- 2005.01	MT	L	F	Hatchback Engine X16XEL/Z16XE	260013	Drive Shaft		33	22	52	103	595	
	1998.02- 2005.01	MT	R	F	Hatchback Engine X16XEL/Z16XE	244033	Drive Shaft		33	22	52	103	950.5	
1.7 DTi 16V (55 kW)	2000.02- 2005.01	5MT		F	Hatchback Engine Y17DT	844049	Outer Joint		33	25	52	109	61	O
1.7 TD (50 kW)	1998.02- 2000.08	MT/AT		F	Hatchback Engine X17DTL	844030	Outer Joint		33	22	52	103	50.5	O
	1998.02- 2000.08	MT	L	F	Hatchback Engine X17DTL	260013	Drive Shaft		33	22	52	103	595	
	1998.02- 2000.08	MT	R	F	Hatchback Engine X17DTL	244033	Drive Shaft		33	22	52	103	950.5	
1.8 16V (85 kW)	1998.02- 2000.09			F	Hatchback Engine X18XE1	844049	Outer Joint		33	25	52	109	61	O
	1998.02- 2000.09	MT/AT		F	Hatchback Engine X18XE1	844006	Outer Joint	29T	33	25	52	103.5	61	O
1.8 16V (92 kW)	2000.09- 2005.01			F	Hatchback Engine Z18XE	844049	Outer Joint		33	25	52	109	61	O
2.0 16V (100 kW)	1998.02- 2005.01			F	Hatchback Engine X20XEV	844049	Outer Joint		33	25	52	109	61	O
	1998.02- 2005.01	MT	L	F	Hatchback Engine X20XEV	244044	Drive Shaft		33	34	52	103.5	595	
	1998.02- 2005.01	MT/AT		F	Hatchback Engine X20XEV	844006	Outer Joint	29T	33	25	52	103.5	61	O
2.0 16V OPC (118 kW)	1999.11- 2002.09	MT/AT		F	Hatchback Engine X20XER	844006	Outer Joint	29T	33	25	52	103.5	61	O
	1999.11- 2002.09	MT	L	F	Hatchback Engine X20XER	244044	Drive Shaft		33	34	52	103.5	595	
2.0 Di (60 kW)	1998.02- 2005.01	MT/AT		F	Hatchback Engine X20DTL/Y20DTL	844006	Outer Joint	29T	33	25	52	103.5	61	O
	1998.02- 2005.01			F	Hatchback Engine X20DTL/Y20DTL	844049	Outer Joint		33	25	52	109	61	O
	1998.02- 2005.01	MT	L	F	Hatchback Engine X20DTL/Y20DTL	244044	Drive Shaft		33	34	52	103.5	595	
2.0 DTi 16V (74 kW)	1999.08- 2005.01			F	Hatchback Engine X20DTH/Y20DTH	844049	Outer Joint		33	25	52	109	61	O
	1999.08- 2005.01	MT	L	F	Hatchback Engine X20DTH/Y20DTH	244044	Drive Shaft		33	34	52	103.5	595	
2.2 16V (108 kW)	2000.06- 2005.01			F	Hatchback Engine Z22SE	844049	Outer Joint		33	25	52	109	61	O
	2000.06- 2005.01	MT	L	F	Hatchback Engine Z22SE	244044	Drive Shaft		33	34	52	103.5	595	
2.2 DTi (92 kW)	2002.09- 2005.01			F	Hatchback Engine Y22DTR	844049	Outer Joint		33	25	52	109	61	O
ASTRA G (F67)														
1.6 (76 kW)	2003.01- 2005.10	MT/AT		F	Convertible Engine Z16XEP	844030	Outer Joint		33	22	52	103	50.5	O
	2003.01- 2005.10	MT	L	F	Convertible Engine Z16XEP	260013	Drive Shaft		33	22	52	103	595	
	2003.01- 2005.10	MT	R	F	Convertible Engine Z16XEP	244033	Drive Shaft		33	22	52	103	950.5	
ASTRA G (F69_)														
1.2 16V (48 kW)	1998.09- 2000.09	MT		F	Saloon Engine X12XE	844012	Outer Joint		33	28	52	104	54.5	O
1.2 16V (55 kW)	2000.09- 2005.01	5MT		F	Saloon Engine Z12XE	844012	Outer Joint		33	28	52	104	54.5	O
1.4 (66 kW)	2007.09- 2009.12		L	F	Saloon Engine Z14XEP	260013	Drive Shaft		33	22	52	103	595	
	2007.09- 2009.12		R	F	Saloon Engine Z14XEP	244033	Drive Shaft		33	22	52	103	950.5	
1.4 16V (66 kW)	1998.09- 2005.01	MT/AT		F	Saloon Engine X14XE/Z14XE	844030	Outer Joint		33	22	52	103	50.5	O
	1998.09- 2005.01	MT	L	F	Saloon Engine X14XE/Z14XE	260013	Drive Shaft		33	22	52	103	595	
	1998.09- 2005.01	MT	R	F	Saloon Engine X14XE/Z14XE	244033	Drive Shaft		33	22	52	103	950.5	
1.6 (55 kW)	1998.09- 2000.09	MT/AT		F	Saloon Engine X16SZR	844030	Outer Joint		33	22	52	103	50.5	O
	1998.09- 2000.09	MT	L	F	Saloon Engine X16SZR	260013	Drive Shaft		33	22	52	103	595	
	1998.09- 2000.09	MT	R	F	Saloon Engine X16SZR	244033	Drive Shaft		33	22	52	103	950.5	





	 YEAR	TRANSM	L/R	F/R	REMARKS	GSP Ref.	 PRODUCT	 ABS	Technical Specifications						
									A	B	C	H	L	P	
OPEL															
ASTRA G (F69_)															
1.6 (62 kW)	2000.09- 2005.01	MT/AT		F	Saloon Engine Z16SE	844030	Outer Joint		33	22	52	103	50.5	O	
	2000.09- 2005.01	MT	L	F	Saloon Engine Z16SE	260013	Drive Shaft		33	22	52	103	595		
	2000.09- 2005.01	MT	R	F	Saloon Engine Z16SE	244033	Drive Shaft		33	22	52	103	950.5		
1.6 (76 kW)	2002.12- 2005.01	MT/AT		F	Saloon Engine Z16XEP	844030	Outer Joint		33	22	52	103	50.5	O	
	2002.12- 2005.01	MT	L	F	Saloon Engine Z16XEP	260013	Drive Shaft		33	22	52	103	595		
	2002.12- 2005.01	MT	R	F	Saloon Engine Z16XEP	244033	Drive Shaft		33	22	52	103	950.5		
1.6 16V (74 kW)	1998.09- 2005.01	MT/AT		F	Saloon Engine X16XEL/Z16XE	844030	Outer Joint		33	22	52	103	50.5	O	
	1998.09- 2005.01	MT	L	F	Saloon Engine X16XEL/Z16XE	260013	Drive Shaft		33	22	52	103	595		
	1998.09- 2005.01	MT	R	F	Saloon Engine X16XEL/Z16XE	244033	Drive Shaft		33	22	52	103	950.5		
1.7 DTi 16V (55 kW)	2000.02- 2005.01	MT		F	Saloon Engine Y17DT	844049	Outer Joint		33	25	52	109	61	O	
1.7 TD (50 kW)	1998.09- 2000.08	MT/AT		F	Saloon Engine X17DTL	844030	Outer Joint		33	22	52	103	50.5	O	
	1998.09- 2000.08	MT	L	F	Saloon Engine X17DTL	260013	Drive Shaft		33	22	52	103	595		
	1998.09- 2000.08	MT	R	F	Saloon Engine X17DTL	244033	Drive Shaft		33	22	52	103	950.5		
1.8 16V (85 kW)	1998.09- 2000.09	MT/AT		F	Saloon Engine X18XE1	844006	Outer Joint	29T	33	25	52	103.5	61	O	
	1998.09- 2000.09			F	Saloon Engine X18XE1	844049	Outer Joint		33	25	52	109	61	O	
1.8 16V (92 kW)	2000.06- 2005.01			F	Saloon Engine Z18XE	844049	Outer Joint		33	25	52	109	61	O	
2.0 16V (100 kW)	1998.09- 2005.01	MT/AT		F	Saloon Engine X20XE	844006	Outer Joint	29T	33	25	52	103.5	61	O	
	1998.09- 2005.01			F	Saloon Engine X20XE	844049	Outer Joint		33	25	52	109	61	O	
	1998.09- 2005.01	MT	L	F	Saloon Engine X20XE	244044	Drive Shaft		33	34	52	103.5	595		
2.0 Di (60 kW)	1998.09- 2005.01	MT/AT		F	Saloon Engine X20DTL/Y20DTL	844006	Outer Joint	29T	33	25	52	103.5	61	O	
	1998.09- 2005.01			F	Saloon Engine X20DTL/Y20DTL	844049	Outer Joint		33	25	52	109	61	O	
	1998.09- 2005.01	MT	L	F	Saloon Engine X20DTL/Y20DTL	244044	Drive Shaft		33	34	52	103.5	595		
2.0 DTi 16V (74 kW)	1999.08- 2005.01			F	Saloon Engine X20DTH/Y20DTH	844049	Outer Joint		33	25	52	109	61	O	
	1999.08- 2005.01	MT	L	F	Saloon Engine X20DTH/Y20DTH	244044	Drive Shaft		33	34	52	103.5	595		
2.2 16V (108 kW)	2001.03- 2005.01			F	Saloon Engine Z22SE	844049	Outer Joint		33	25	52	109	61	O	
	2001.03- 2005.01	MT	L	F	Saloon Engine Z22SE	244044	Drive Shaft		33	34	52	103.5	595		
2.2 DTi (92 kW)	2002.09- 2005.01			F	Saloon Engine Y22DTR	844049	Outer Joint		33	25	52	109	61	O	
ASTRA G (F70)															
1.6 (55 kW)	1999.01- 2000.09	MT/AT		F	Box Engine X16SZR	844030	Outer Joint		33	22	52	103	50.5	O	
	1999.01- 2000.09	MT	L	F	Box Engine X16SZR	260013	Drive Shaft		33	22	52	103	595		
	1999.01- 2000.09	MT	R	F	Box Engine X16SZR	244033	Drive Shaft		33	22	52	103	950.5		
1.6 (62 kW)	2000.09- 2005.04	MT/AT		F	Box Engine Z16SE	844030	Outer Joint		33	22	52	103	50.5	O	
	2000.09- 2005.04	MT	L	F	Box Engine Z16SE	260013	Drive Shaft		33	22	52	103	595		
	2000.09- 2005.04	MT	R	F	Box Engine Z16SE	244033	Drive Shaft		33	22	52	103	950.5		
1.7 TD (50 kW)	1999.01- 2005.04	MT/AT		F	Box Engine X17DTL	844030	Outer Joint		33	22	52	103	50.5	O	
	1999.01- 2005.04	MT	L	F	Box Engine X17DTL	260013	Drive Shaft		33	22	52	103	595		
	1999.01- 2005.04	MT	R	F	Box Engine X17DTL	244033	Drive Shaft		33	22	52	103	950.5		
2.0 Di (60 kW)	1999.01- 2005.04			F	Box Engine X20DTL	844049	Outer Joint		33	25	52	109	61	O	
	1999.01- 2005.04	MT	L	F	Box Engine X20DTL	244044	Drive Shaft		33	34	52	103.5	595		
ASTRA G,SW															
-	1998-				Excl.Italy Classic Ch.-No YG039154-/ 1G043744-	844033	Outer Joint		22	22	52	98	51	O	
ASTRA H															
1.3 CDTi						644008	Inner Joint		25	25	35	77.5	64		
1.3 CDTi/1.7 CDTi						844054	Outer Joint		33	35	72.8	112.5	73.5	O	
ASTRA H (L35)															
1.4 (66 kW)	2004.08-	MT	R	F	Estate Engine Z14XEP	244030	Drive Shaft		33	22	53	95	952		
	2004.08-	MT		F	Estate Engine Z14XEP	844003	Outer Joint		33	22	53	95	54.5	M	
	2004.08-	MT	L	F	Estate Engine Z14XEP	244028	Drive Shaft		33	22	53	95	590		
1.6 (77 kW)	2004.08-	MT	R	F	Estate Engine Z16XEP	244030	Drive Shaft		33	22	53	95	952		
	2004.08-	MT		F	Estate Engine Z16XEP	844003	Outer Joint		33	22	53	95	54.5	M	
	2004.08-	MT	L	F	Estate Engine Z16XEP	244028	Drive Shaft		33	22	53	95	590		
1.6 (85 kW)	2006.12-		R	F	Estate Engine A16XER/Z16XER	244030	Drive Shaft		33	22	53	95	952		
	2006.12-		L	F	Estate Engine A16XER/Z16XER	244028	Drive Shaft		33	22	53	95	590		
1.7 CDTi (59 kW)	2004.08-	MT		F	Estate Engine Z17DTL	844028	Outer Joint		33	24	53	93.5	63.5	M	
1.7 CDTi (74 kW)	2006.11- 2008.03	5MT/6MT	R	F	Estate Engine Z17DTH	244031	Drive Shaft		33	34	53	93.5	559		
	2006.11- 2008.03	MT		F	Estate Engine Z17DTH	844028	Outer Joint		33	24	53	93.5	63.5	M	
	2006.11- 2008.03	5MT	L	F	Estate Engine Z17DTH	244029	Drive Shaft		33	34	53	93.5	594		
1.8 (92 kW)	2004.08-	MT/AT		F	Estate Engine Z18XE	844028	Outer Joint		33	24	53	93.5	63.5	M	
1.9 CDTi (110 kW)	2006.11- 2008.03	MT		F	Estate Engine Z19DTH	817051	Outer Joint		30	26	53.8	94.5	65.5	M	
	2006.11- 2008.03		L	F	Estate Engine Z19DTH	221071	Drive Shaft		30	25	53.8	94.5	576		
	2006.11- 2008.03		R	F	Estate Engine Z19DTH	221062	Drive Shaft		30	34	53.8	94.5	595		





	 YEAR	TRANSM	L/R	F/R	REMARKS	GSP Ref.	 PRODUCT	 ABS	Technical Specifications						
									A	B	C	H	L	P	
OPEL															
ASTRA H (L35)															
1.9 CDTi (74 kW)	2005.09-		R	F	Estate Engine Z19DTL	221056	Drive Shaft		33	34	52.5	94	595		
	2005.09-			F	Estate Engine Z19DTL	844027	Outer Joint		33	26	52.5	94	65.5	M	
1.9 CDTi (88 kW)	2006.11- 2008.03		R	F	Estate Engine Z19DT	221056	Drive Shaft		33	34	52.5	94	595		
	2006.11- 2008.03			F	Estate Engine Z19DT	844027	Outer Joint		33	26	52.5	94	65.5	M	
1.9 CDTi 16V (88 kW)	2004.08-		R	F	Estate Engine Z19DTJ	221056	Drive Shaft		33	34	52.5	94	595		
	2004.08-	MT		F	Estate Engine Z19DTJ	844027	Outer Joint		33	26	52.5	94	65.5	M	
2.0 Turbo (125 kW)	2004.08-		R	F	Estate Engine Z20LEL	221056	Drive Shaft		33	34	52.5	94	595		
	2004.08-			F	Estate Engine Z20LEL	844027	Outer Joint		33	26	52.5	94	65.5	M	
2.0 Turbo (147 kW)	2004.09-		R	F	Estate Engine Z20LER	221056	Drive Shaft		33	34	52.5	94	595		
	2004.09-			F	Estate Engine Z20LER	844027	Outer Joint		33	26	52.5	94	65.5	M	
ASTRA H (L48)															
1.4 (66 kW)	2004.03-	MT	R	F	Hatchback Engine Z14XEP	244030	Drive Shaft		33	22	53	95	952		
	2004.03-	MT		F	Hatchback Engine Z14XEP	844003	Outer Joint		33	22	53	95	54.5	M	
	2004.03-	MT	L	F	Hatchback Engine Z14XEP	244028	Drive Shaft		33	22	53	95	590		
1.6 (77 kW)	2004.03-	MT	R	F	Hatchback Engine Z16XEP	244030	Drive Shaft		33	22	53	95	952		
	2004.03-	MT		F	Hatchback Engine Z16XEP	844003	Outer Joint		33	22	53	95	54.5	M	
	2004.03-	MT	L	F	Hatchback Engine Z16XEP	244028	Drive Shaft		33	22	53	95	590		
1.6 (85 kW)	2006.12-		R	F	Hatchback Engine A16XER/Z16XER	244030	Drive Shaft		33	22	53	95	952		
	2006.12-		L	F	Hatchback Engine A16XER/Z16XER	244028	Drive Shaft		33	22	53	95	590		
1.7 CDTi (59 kW)	2004.03-	MT		F	Hatchback Engine Z17DTL	844028	Outer Joint		33	24	53	93.5	63.5	M	
1.7 CDTi (74 kW)	2005.01- 2008.03	5MT/6MT	R	F	Hatchback Engine Z17DTH	244031	Drive Shaft		33	34	53	93.5	559		
	2005.01- 2008.03	MT		F	Hatchback Engine Z17DTH	844028	Outer Joint		33	24	53	93.5	63.5	M	
	2005.01- 2008.03	5MT	L	F	Hatchback Engine Z17DTH	244029	Drive Shaft		33	34	53	93.5	594		
1.8 (92 kW)	2004.03-	MT/AT		F	Hatchback Engine Z18XE	844028	Outer Joint		33	24	53	93.5	63.5	M	
1.9 CDTi (110 kW)	2005.01- 2008.03	MT		F	Hatchback Engine Z19DTH	817051	Outer Joint		30	26	53.8	94.5	65.5	M	
	2005.01- 2008.03		L	F	Hatchback Engine Z19DTH	221071	Drive Shaft		30	25	53.8	94.5	576		
	2005.01- 2008.03		R	F	Hatchback Engine Z19DTH	221062	Drive Shaft		30	34	53.8	94.5	595		
1.9 CDTi (74 kW)	2005.09-		R	F	Hatchback Engine Z19DTL	221056	Drive Shaft		33	34	52.5	94	595		
	2005.09-			F	Hatchback Engine Z19DTL	844027	Outer Joint		33	26	52.5	94	65.5	M	
1.9 CDTi (88 kW)	2006.01- 2008.03		R	F	Hatchback Engine Z19DT	221056	Drive Shaft		33	34	52.5	94	595		
	2006.01- 2008.03			F	Hatchback Engine Z19DT	844027	Outer Joint		33	26	52.5	94	65.5	M	
1.9 CDTi 16V (88 kW)	2004.06- 2007.01		R	F	Hatchback Engine Z19DTJ	221056	Drive Shaft		33	34	52.5	94	595		
	2004.06- 2007.01	MT		F	Hatchback Engine Z19DTJ	817051	Outer Joint		30	26	53.8	94.5	65.5	M	
	2004.06- 2007.01	MT		F	Hatchback Engine Z19DTJ	844027	Outer Joint		33	26	52.5	94	65.5	M	
2.0 Turbo (125 kW)	2004.03-		R	F	Hatchback Engine Z20LEL	221056	Drive Shaft		33	34	52.5	94	595		
	2004.03-			F	Hatchback Engine Z20LEL	844027	Outer Joint		33	26	52.5	94	65.5	M	
2.0 Turbo (147 kW)	2006.11- 2008.03		R	F	Hatchback Engine Z20LER	221056	Drive Shaft		33	34	52.5	94	595		
	2006.11- 2008.03			F	Hatchback Engine Z20LER	844027	Outer Joint		33	26	52.5	94	65.5	M	
2.0 Turbo (177 kW)	2005.04- 2008.03		R	F	Hatchback Engine Z20LEH	221062	Drive Shaft		30	34	53.8	94.5	595		
	2005.04- 2008.03			F	Hatchback Engine Z20LEH	844027	Outer Joint		33	26	52.5	94	65.5	M	
ASTRA H SPORP HATCH (L08)															
1.4 (66 kW)	2005.03-	MT	R	F	Hatchback Engine Z14XEP	244030	Drive Shaft		33	22	53	95	952		
	2005.03-	MT		F	Hatchback Engine Z14XEP	844003	Outer Joint		33	22	53	95	54.5	M	
	2005.03-	MT	L	F	Hatchback Engine Z14XEP	244028	Drive Shaft		33	22	53	95	590		
1.6 (77 kW)	2005.03-	MT	R	F	Hatchback Engine Z16XEP	244030	Drive Shaft		33	22	53	95	952		
	2005.03-	MT		F	Hatchback Engine Z16XEP	844003	Outer Joint		33	22	53	95	54.5	M	
	2005.03-	MT	L	F	Hatchback Engine Z16XEP	244028	Drive Shaft		33	22	53	95	590		
1.6 (85 kW)	2006.12-		R	F	Hatchback Engine Z16XER	244030	Drive Shaft		33	22	53	95	952		
	2006.12-		L	F	Hatchback Engine Z16XER	244028	Drive Shaft		33	22	53	95	590		
1.7 CDTi (74 kW)	2007.04- 2008.03	5MT/6MT	R	F	Hatchback Engine Z17DTH	244031	Drive Shaft		33	34	53	93.5	559		
	2007.04- 2008.03	MT		F	Hatchback Engine Z17DTH	844028	Outer Joint		33	24	53	93.5	63.5	M	
	2007.04- 2008.03	5MT	L	F	Hatchback Engine Z17DTH	244029	Drive Shaft		33	34	53	93.5	594		
1.8 (92 kW)	2005.03-	MT/AT		F	Hatchback Engine Z18XE	844028	Outer Joint		33	24	53	93.5	63.5	M	
1.9 CDTi (110 kW)	2006.11- 2008.03	MT		F	Hatchback Engine Z19DTH	817051	Outer Joint		30	26	53.8	94.5	65.5	M	
	2006.11- 2008.03		L	F	Hatchback Engine Z19DTH	221071	Drive Shaft		30	25	53.8	94.5	576		
	2006.11- 2008.03		R	F	Hatchback Engine Z19DTH	221062	Drive Shaft		30	34	53.8	94.5	595		
1.9 CDTi (74 kW)	2006.01-		R	F	Hatchback Engine Z19DTL	221056	Drive Shaft		33	34	52.5	94	595		
	2006.01-			F	Hatchback Engine Z19DTL	844027	Outer Joint		33	26	52.5	94	65.5	M	
1.9 CDTi (88 kW)	2005.09-		R	F	Hatchback Engine Z19DT	221056	Drive Shaft		33	34	52.5	94	595		
	2005.09-			F	Hatchback Engine Z19DT	844027	Outer Joint		33	26	52.5	94	65.5	M	
1.9 CDTi 16V (88 kW)	2005.03-		R	F	Hatchback Engine Z19DTJ	221056	Drive Shaft		33	34	52.5	94	595		
	2005.03-			F	Hatchback Engine Z19DTJ	844027	Outer Joint		33	26	52.5	94	65.5	M	





	 YEAR	TRANSM	L/R	F/R	REMARKS	GSP Ref.	 PRODUCT	 ABS	Technical Specifications											
									A	B	C	H	L	P						
OPEL																				
ASTRA H SPORP HATCH (L08)																				
2.0 Turbo (125 kW)	2005.03-		R	F	Hatchback Engine Z20LEL	221056	Drive Shaft		33	34	52.5	94	595							
	2005.03-			F	Hatchback Engine Z20LEL	844027	Outer Joint		33	26	52.5	94	65.5	M						
2.0 Turbo (147 kW)	2005.03-		R	F	Hatchback Engine Z20LER	221056	Drive Shaft		33	34	52.5	94	595							
	2005.03-			F	Hatchback Engine Z20LER	844027	Outer Joint		33	26	52.5	94	65.5	M						
2.0 Turbo (177 kW)	2005.08-		R	F	Hatchback Engine Z20LEH	221062	Drive Shaft		30	34	53.8	94.5	595							
	2005.08-			F	Hatchback Engine Z20LEH	844027	Outer Joint		33	26	52.5	94	65.5	M						
ASTRA H TWINTOP (L67)																				
1.6 (77 kW)	2005.09-	MT	R	F	Convertible Engine Z16XE1/Z16XEP	244030	Drive Shaft		33	22	53	95	952							
	2005.09-	MT		F	Convertible Engine Z16XE1/Z16XEP	844003	Outer Joint		33	22	53	95	54.5	M						
	2005.09-	MT	L	F	Convertible Engine Z16XE1/Z16XEP	244028	Drive Shaft		33	22	53	95	590							
1.6 (85 kW)	2006.12-		R	F	Convertible Engine Z16XER	244030	Drive Shaft		33	22	53	95	952							
	2006.12-		L	F	Convertible Engine Z16XER	244028	Drive Shaft		33	22	53	95	590							
1.8 (92 kW)	2005.09-	MT/AT		F	Convertible Engine Z18XE	844028	Outer Joint		33	24	53	93.5	63.5	M						
1.9 CDTi (110 kW)	2007.04- 2008.03	MT		F	Convertible Engine Z19DTH	817051	Outer Joint		30	26	53.8	94.5	65.5	M						
	2007.04- 2008.03		L	F	Convertible Engine Z19DTH	221071	Drive Shaft		30	25	53.8	94.5	576							
	2007.04- 2008.03		R	F	Convertible Engine Z19DTH	221062	Drive Shaft		30	34	53.8	94.5	595							
2.0 Turbo (125 kW)	2005.09-		R	F	Convertible Engine Z20LEL	221056	Drive Shaft		33	34	52.5	94	595							
	2005.09-			F	Convertible Engine Z20LEL	844027	Outer Joint		33	26	52.5	94	65.5	M						
2.0 Turbo (147 kW)	2007.04- 2008.03		R	F	Convertible Engine Z20LER	221056	Drive Shaft		33	34	52.5	94	595							
	2007.04- 2008.03			F	Convertible Engine Z20LER	844027	Outer Joint		33	26	52.5	94	65.5	M						
ASTRA H VAN (L70)																				
1.7 CDTi (74 kW)	2004.03-		R	F	Box Engine Z17DTH	244031	Drive Shaft		33	34	53	93.5	559							
	2004.03-	5MT	L	F	Box Engine Z17DTH	244029	Drive Shaft		33	34	53	93.5	594							
1.9 CDTi (110 kW)	2004.09-		L	F	Box Engine Z19DTH	221071	Drive Shaft		30	25	53.8	94.5	576							
	2004.09-		R	F	Box Engine Z19DTH	221062	Drive Shaft		30	34	53.8	94.5	595							
1.9 CDTi 16V (88 kW)	2004.08-		R	F	Box Engine Z19DTJ	221056	Drive Shaft		33	34	52.5	94	595							
CALIBRA A (85_)																				
2.0 i (85 kW)	1990.06- 1997.07	MT	L	F	Coupe Engine C20NE	244014	Drive Shaft	43T	33	34	52	103.5	587							
	1990.06- 1997.07	MT	R	F	Coupe Engine C20NE	244059	Drive Shaft	29T	33	34	52	109	938							
	1990.06- 1997.07	MT/AT		F	Coupe Engine C20NE	844056	Outer Joint	29T	33	25	52	109	61	O						
	1990.06- 1997.07	MT	L	F	Coupe Engine C20NE	244011	Drive Shaft	29T	33	34	52	109	594.5							
	1990.06- 1997.07	MT		F	Coupe Engine C20NE	644002	Inner Joint		34	25	35	56.2	85.6							
	1990.06- 1997.07	MT/AT		F	Coupe Engine C20NE	844057	Outer Joint	43T	33	25	52	109	61	O						
2.0 i 16V (100 kW)	1994.02- 1997.07	MT		F	Coupe Engine X20XEV	844056	Outer Joint	29T	33	25	52	109	61	O						
	1994.02- 1997.07	MT		F	Coupe Engine X20XEV	844057	Outer Joint	43T	33	25	52	109	61	O						
2.0 i 16V (110 kW)	1990.06- 1994.02	MT	L	F	Coupe Engine C20XE	244014	Drive Shaft	43T	33	34	52	103.5	587							
	1990.06- 1994.02	MT		F	Coupe Engine C20XE	844056	Outer Joint	29T	33	25	52	109	61	O						
	1990.06- 1994.02	MT		F	Coupe Engine C20XE	644005	Inner Joint		34	25	35	54	47							
	1990.06- 1994.02	MT	L	F	Coupe Engine C20XE	244011	Drive Shaft	29T	33	34	52	109	594.5							
	1990.06- 1994.02	MT		F	Coupe Engine C20XE	644002	Inner Joint		34	25	35	56.2	85.6							
	1990.06- 1994.02	MT		F	Coupe Engine C20XE	844057	Outer Joint	43T	33	25	52	109	61	O						
2.0 i 16V 4x4 (100 kW)	1994.02- 1997.07	MT		F	All-wheel Drive Coupe Engine X20XEV	844056	Outer Joint	29T	33	25	52	109	61	O						
	1994.02- 1997.07	MT		F	All-wheel Drive Coupe Engine X20XEV	844057	Outer Joint	43T	33	25	52	109	61	O						
2.0 i 16V 4x4 (110 kW)	1990.06- 1994.02	MT	L	F	All-wheel Drive Coupe Engine C20XE	244014	Drive Shaft	43T	33	34	52	103.5	587							
	1990.06- 1994.02	MT		F	All-wheel Drive Coupe Engine C20XE	844056	Outer Joint	29T	33	25	52	109	61	O						
	1990.06- 1994.02	MT		F	All-wheel Drive Coupe Engine C20XE	644005	Inner Joint		34	25	35	54	47							
	1990.06- 1994.02	MT	L	F	All-wheel Drive Coupe Engine C20XE	244011	Drive Shaft	29T	33	34	52	109	594.5							
	1990.06- 1994.02	MT		F	All-wheel Drive Coupe Engine C20XE	644002	Inner Joint		34	25	35	56.2	85.6							
	1990.06- 1994.02	MT		F	All-wheel Drive Coupe Engine C20XE	844057	Outer Joint	43T	33	25	52	109	61	O						
2.0 i 4x4 (85 kW)	1990.06- 1997.07	MT	L	F	All-wheel Drive Coupe Engine C20NE	244014	Drive Shaft	43T	33	34	52	103.5	587							
	1990.06- 1997.07	MT		F	All-wheel Drive Coupe Engine C20NE	844056	Outer Joint	29T	33	25	52	109	61	O						
	1990.06- 1997.07	MT		F	All-wheel Drive Coupe Engine C20NE	644005	Inner Joint		34	25	35	54	47							
	1990.06- 1997.07	MT	L	F	All-wheel Drive Coupe Engine C20NE	244011	Drive Shaft	29T	33	34	52	109	594.5							
	1990.06- 1997.07	MT		F	All-wheel Drive Coupe Engine C20NE	644002	Inner Joint		34	25	35	56.2	85.6							
	1990.06- 1997.07	MT		F	All-wheel Drive Coupe Engine C20NE	844057	Outer Joint	43T	33	25	52	109	61	O						
2.0 i Turbo 4x4 (150 kW)	1992.03- 1997.07	MT		F	All-wheel Drive Coupe Engine C20LET	844056	Outer Joint	29T	33	25	52	109	61	O						
	1992.03- 1997.07	MT		F	All-wheel Drive Coupe Engine C20LET	644005	Inner Joint		34	25	35	54	47							
	1992.03- 1997.07	MT	L	F	All-wheel Drive Coupe Engine C20LET	244011	Drive Shaft	29T	33	34	52	109	594.5							
	1992.03- 1997.07	MT		F	All-wheel Drive Coupe Engine C20LET	644002	Inner Joint		34	25	35	56.2	85.6							
2.5 i V6 (125 kW)	1993.04- 1997.07	MT		F	Coupe Engine C25XE/X25XE	644005	Inner Joint		34	25	35	54	47							
	1993.04- 1997.07	MT		F	Coupe Engine C25XE/X25XE	644002	Inner Joint		34	25	35	56.2	85.6							





	 YEAR	TRANSM	L/R	F/R	REMARKS	GSP Ref.	 PRODUCT	 ABS	Technical Specifications								
									A	B	C	H	L	P			
OPEL CHEVY																	
-						644007	Inner Joint		22	28	34.95	57	96.5				
COMBO																	
1.3 CDTi 16V (51 kW)	2005.08-			F	BoxBody/Estate Engine Z13DT	844020	Outer Joint	29T	22	28	52	97.5	57.5	O			
	2005.08-		R	F	BoxBody/Estate Engine Z13DT	244075	Drive Shaft	29T	22	22	52	97.5	926				
	2005.08-		R	F	BoxBody/Estate Engine Z13DT	244026	Drive Shaft	29T	22	22	52	98	930				
	2005.08-		L	F	BoxBody/Estate Engine Z13DT	244045	Drive Shaft	29T	22	22	52	97	579				
	2005.08-		L	F	BoxBody/Estate Engine Z13DT	244027	Drive Shaft	29T	22	22	52	98	580				
1.3 CDTi 16V (55 kW)	2005.10-			F	BoxBody/Estate Engine Z13DTJ	844020	Outer Joint	29T	22	28	52	97.5	57.5	O			
	2005.10-		R	F	BoxBody/Estate Engine Z13DTJ	244075	Drive Shaft	29T	22	22	52	97.5	926				
	2005.10-		R	F	BoxBody/Estate Engine Z13DTJ	244026	Drive Shaft	29T	22	22	52	98	930				
	2005.10-		L	F	BoxBody/Estate Engine Z13DTJ	244045	Drive Shaft	29T	22	22	52	97	579				
	2005.10-		L	F	BoxBody/Estate Engine Z13DTJ	244027	Drive Shaft	29T	22	22	52	98	580				
1.4 16V (66 kW)	2005.08-			F	BoxBody/Estate Engine Z14XEP	844020	Outer Joint	29T	22	28	52	97.5	57.5	O			
	2005.08-		R	F	BoxBody/Estate Engine Z14XEP	244075	Drive Shaft	29T	22	22	52	97.5	926				
	2005.08-	MT/AT	R	F	BoxBody/Estate Engine Z14XEP	244026	Drive Shaft	29T	22	22	52	98	930				
	2005.08-		L	F	BoxBody/Estate Engine Z14XEP	244045	Drive Shaft	29T	22	22	52	97	579				
	2005.08-	MT/AT	L	F	BoxBody/Estate Engine Z14XEP	244027	Drive Shaft	29T	22	22	52	98	580				
1.6 (64 kW)	2001.10-			F	BoxBody/Estate Engine Z16SE	844020	Outer Joint	29T	22	28	52	97.5	57.5	O			
	2001.10-		R	F	BoxBody/Estate Engine Z16SE	244075	Drive Shaft	29T	22	22	52	97.5	926				
	2001.10-	MT/AT	R	F	BoxBody/Estate Engine Z16SE	244026	Drive Shaft	29T	22	22	52	98	930				
	2001.10-		L	F	BoxBody/Estate Engine Z16SE	244045	Drive Shaft	29T	22	22	52	97	579				
	2001.10-	MT/AT	L	F	BoxBody/Estate Engine Z16SE	244027	Drive Shaft	29T	22	22	52	98	580				
1.6 CNG 16V (69 kW)	2006.06-		R	F	BoxBody/Estate Engine Z16YNG	244075	Drive Shaft	29T	22	22	52	97.5	926				
	2006.06-		R	F	BoxBody/Estate Engine Z16YNG	244026	Drive Shaft	29T	22	22	52	98	930				
	2006.06-		L	F	BoxBody/Estate Engine Z16YNG	244045	Drive Shaft	29T	22	22	52	97	579				
	2006.06-		L	F	BoxBody/Estate Engine Z16YNG	244027	Drive Shaft	29T	22	22	52	98	580				
1.6 CNG 16V (71 kW)	2005.04-		R	F	BoxBody/Estate Engine Z16YNG	244075	Drive Shaft	29T	22	22	52	97.5	926				
	2005.04-		R	F	BoxBody/Estate Engine Z16YNG	244026	Drive Shaft	29T	22	22	52	98	930				
	2005.04-		L	F	BoxBody/Estate Engine Z16YNG	244045	Drive Shaft	29T	22	22	52	97	579				
	2005.04-	MT/AT	L	F	BoxBody/Estate Engine Z16YNG	244027	Drive Shaft	29T	22	22	52	98	580				
1.7 Di 16V (48 kW)	2001.10-			F	BoxBody/Estate Engine Y17DTL	844020	Outer Joint	29T	22	28	52	97.5	57.5	O			
	2001.10-	MT		F	BoxBody/Estate Engine Y17DTL	844002	Outer Joint	29T	22	23	52	97.5	61	M			
	2001.10-		R	F	BoxBody/Estate Engine Y17DTL	244075	Drive Shaft	29T	22	22	52	97.5	926				
	2001.10-	MT/AT	R	F	BoxBody/Estate Engine Y17DTL	244026	Drive Shaft	29T	22	22	52	98	930				
	2001.10-		L	F	BoxBody/Estate Engine Y17DTL	244045	Drive Shaft	29T	22	22	52	97	579				
1.7 DTi 16V (55 kW)	2001.10-	MT		F	BoxBody/Estate Engine Y17DT	844002	Outer Joint	29T	22	23	52	97.5	61	M			
	2001.10-		R	F	BoxBody/Estate Engine Y17DT	244075	Drive Shaft	29T	22	22	52	97.5	926				
	2001.10-	MT	R	F	BoxBody/Estate Engine Y17DT	244026	Drive Shaft	29T	22	22	52	98	930				
	2001.10-		L	F	BoxBody/Estate Engine Y17DT	244045	Drive Shaft	29T	22	22	52	97	579				
	2001.10-	MT	L	F	BoxBody/Estate Engine Y17DT	244027	Drive Shaft	29T	22	22	52	98	580				
COMBO (71_)																	
1.2 (33 kW)	1994.07- 2001.10	MT	L	F	Box Engine C12NZ/X12SZ	244001	Drive Shaft	29T	22	22	52	95	573				
	1994.07- 2001.10	MT		F	Box Engine C12NZ/X12SZ	844020	Outer Joint	29T	22	28	52	97.5	57.5	O			
	1994.07- 2001.10	MT	R	F	Box Engine C12NZ/X12SZ	260002	Drive Shaft	29T	22	22	52	95	926				
1.4 (44 kW)	1994.07- 2001.10	MT	L	F	Box Engine C14NZ/X14SZ	244001	Drive Shaft	29T	22	22	52	95	573				
	1994.07- 2001.10	MT		F	Box Engine C14NZ/X14SZ	844020	Outer Joint	29T	22	28	52	97.5	57.5	O			
	1994.07- 2001.10	MT	R	F	Box Engine C14NZ/X14SZ	260002	Drive Shaft	29T	22	22	52	95	926				
1.4 (60 kW)	1994.07- 2001.10	MT	L	F	Box Engine C14SE	244001	Drive Shaft	29T	22	22	52	95	573				
	1994.07- 2001.10	MT		F	Box Engine C14SE	844020	Outer Joint	29T	22	28	52	97.5	57.5	O			
	1994.07- 2001.10	MT	R	F	Box Engine C14SE	260002	Drive Shaft	29T	22	22	52	95	926				
1.7 D (44 kW)	1994.07- 2001.10	MT	L	F	Box Engine 17D(4EE1)/X17D(4EE1)	244001	Drive Shaft	29T	22	22	52	95	573				
	1994.07- 2001.10	MT		F	Box Engine 17D(4EE1)/X17D(4EE1)	844020	Outer Joint	29T	22	28	52	97.5	57.5	O			
	1994.07- 2001.10	MT	R	F	Box Engine 17D(4EE1)/X17D(4EE1)	260002	Drive Shaft	29T	22	22	52	95	926				
COMBO B																	
1.4	1994- 2001					644003	Inner Joint		22	28	34.95	57.5	83.5				
COMBO TOUR																	
1.3 CDTi 16V (51 kW)	2004.10-			F	MPV Engine Y13DT/Z13DT	844020	Outer Joint	29T	22	28	52	97.5	57.5	O			
	2004.10-			F	MPV Engine Y13DT/Z13DT	844002	Outer Joint	29T	22	23	52	97.5	61	M			
	2004.10-		R	F	MPV Engine Y13DT/Z13DT	244075	Drive Shaft	29T	22	22	52	97.5	926				
	2004.10-		R	F	MPV Engine Y13DT/Z13DT	244026	Drive Shaft	29T	22	22	52	98	930				
	2004.10-		L	F	MPV Engine Y13DT/Z13DT	244045	Drive Shaft	29T	22	22	52	97	579				





	 YEAR	TRANSM	L/R	F/R	REMARKS	GSP Ref.	 PRODUCT	 ABS	Technical Specifications					
									A	B	C	H	L	P
OPEL														
COMBO TOUR														
1.3 CDTi 16V (51 kW)	2004.10-		L	F	MPV Engine Y13DT/Z13DT	244027	Drive Shaft	29T	22	22	52	98	580	
1.3 CDTi 16V (55 kW)	2005.10-		L	F	MPV Engine Z13DTJ	244027	Drive Shaft	29T	22	22	52	98	580	
	2005.10-		R	F	MPV Engine Z13DTJ	244075	Drive Shaft	29T	22	22	52	97.5	926	
	2005.10-		R	F	MPV Engine Z13DTJ	244026	Drive Shaft	29T	22	22	52	98	930	
	2005.10-		L	F	MPV Engine Z13DTJ	244045	Drive Shaft	29T	22	22	52	97	579	
1.4 (66 kW)	2004.10-	MT/AT	L	F	MPV Engine Z14XEP	244027	Drive Shaft	29T	22	22	52	98	580	
	2004.10-			F	MPV Engine Z14XEP	844020	Outer Joint	29T	22	28	52	97.5	57.5	O
	2004.10-		R	F	MPV Engine Z14XEP	244075	Drive Shaft	29T	22	22	52	97.5	926	
	2004.10-	MT/AT	R	F	MPV Engine Z14XEP	244026	Drive Shaft	29T	22	22	52	98	930	
	2004.10-		L	F	MPV Engine Z14XEP	244045	Drive Shaft	29T	22	22	52	97	579	
1.6 (64 kW)	2001.10-	MT/AT	L	F	MPV Engine Z16SE	244027	Drive Shaft	29T	22	22	52	98	580	
	2001.10-			F	MPV Engine Z16SE	844020	Outer Joint	29T	22	28	52	97.5	57.5	O
	2001.10-		R	F	MPV Engine Z16SE	244075	Drive Shaft	29T	22	22	52	97.5	926	
	2001.10-	MT/AT	R	F	MPV Engine Z16SE	244026	Drive Shaft	29T	22	22	52	98	930	
	2001.10-		L	F	MPV Engine Z16SE	244045	Drive Shaft	29T	22	22	52	97	579	
1.6 CNG (69 kW)	2006.06-		L	F	MPV Engine Z16YNG	244027	Drive Shaft	29T	22	22	52	98	580	
	2006.06-		R	F	MPV Engine Z16YNG	244075	Drive Shaft	29T	22	22	52	97.5	926	
	2006.06-		R	F	MPV Engine Z16YNG	244026	Drive Shaft	29T	22	22	52	98	930	
	2006.06-		L	F	MPV Engine Z16YNG	244045	Drive Shaft	29T	22	22	52	97	579	
1.6 CNG (71 kW)	2005.04-		L	F	MPV Engine Z16YNG	244027	Drive Shaft	29T	22	22	52	98	580	
	2005.04-		R	F	MPV Engine Z16YNG	244075	Drive Shaft	29T	22	22	52	97.5	926	
	2005.04-		R	F	MPV Engine Z16YNG	244026	Drive Shaft	29T	22	22	52	98	930	
	2005.04-		L	F	MPV Engine Z16YNG	244045	Drive Shaft	29T	22	22	52	97	579	
1.7 Di 16V (48 kW)	2001.10-	MT/AT	L	F	MPV Engine Y17DTL	244027	Drive Shaft	29T	22	22	52	98	580	
	2001.10-			F	MPV Engine Y17DTL	844020	Outer Joint	29T	22	28	52	97.5	57.5	O
	2001.10-	MT		F	MPV Engine Y17DTL	844002	Outer Joint	29T	22	23	52	97.5	61	M
	2001.10-		R	F	MPV Engine Y17DTL	244075	Drive Shaft	29T	22	22	52	97.5	926	
	2001.10-	MT/AT	R	F	MPV Engine Y17DTL	244026	Drive Shaft	29T	22	22	52	98	930	
	2001.10-		L	F	MPV Engine Y17DTL	244045	Drive Shaft	29T	22	22	52	97	579	
1.7 DTi 16V (55 kW)	2001.10-	MT	L	F	MPV Engine Y17DT	244027	Drive Shaft	29T	22	22	52	98	580	
	2001.10-	MT		F	MPV Engine Y17DT	844002	Outer Joint	29T	22	23	52	97.5	61	M
	2001.10-		R	F	MPV Engine Y17DT	244075	Drive Shaft	29T	22	22	52	97.5	926	
	2001.10-	MT	R	F	MPV Engine Y17DT	244026	Drive Shaft	29T	22	22	52	98	930	
	2001.10-		L	F	MPV Engine Y17DT	244045	Drive Shaft	29T	22	22	52	97	579	
CORSA														
1.5 TD (49 kW)	1987.09- 1993.03	MT				844062	Outer Joint		22	22	52	94.5	50	O
1.6 GSi (72-74 kW)	1987.09- 1993.03					844062	Outer Joint		22	22	52	94.5	50	O
CORSA A														
1.0 (33 kW)	1986.02- 1989.04	MT		F	Box Engine 10S	844046	Outer Joint		22	28	52.2	97.5	55	O
1.2 (33 kW)	1986.02- 1989.04	MT		F	Box Engine 12NC/E12GV	844046	Outer Joint		22	28	52.2	97.5	55	O
1.2 (40 kW)	1986.02- 1989.04	MT		F	Box Engine 12ST	844046	Outer Joint		22	28	52.2	97.5	55	O
1.3 (44 kW)	1986.02- 1989.04	MT		F	Box Engine 13NB	844046	Outer Joint		22	28	52.2	97.5	55	O
1.3 (51 kW)	1986.02- 1989.04	MT		F	Box Engine 13SB	844046	Outer Joint		22	28	52.2	97.5	55	O
1.5 D (37 kW)	1987.06- 1989.04	MT		F	Box Engine 15D(4EC1)	844046	Outer Joint		22	28	52.2	97.5	55	O
CORSA A (93_, 94_, 98_, 99_)														
1.0 (33 kW)	1982.09- 1993.03	MT		F	Hatchback Engine 10S	844046	Outer Joint		22	28	52.2	97.5	55	O
1.2 (33 kW)	1982.09- 1990.08	MT		F	Hatchback Engine 12NC/E12GV	844046	Outer Joint		22	28	52.2	97.5	55	O
1.2 i (33 kW)	1989.09- 1993.03	MT		F	Hatchback Engine C12NZ	844046	Outer Joint		22	28	52.2	97.5	55	O
1.2 N (38 kW)	1990.01- 1993.03	MT		F	Hatchback Engine 12NV	844046	Outer Joint		22	28	52.2	97.5	55	O
1.2 S (40 kW)	1982.09- 1990.02	MT		F	Hatchback Engine 12ST	844046	Outer Joint		22	28	52.2	97.5	55	O
1.3 (44 kW)	1985.09- 1989.10	MT		F	Hatchback Engine 13NB	844046	Outer Joint		22	28	52.2	97.5	55	O
1.3 i (44 kW)	1986.09- 1990.09	MT		F	Hatchback Engine C13N	844046	Outer Joint		22	28	52.2	97.5	55	O
1.3 S (51 kW)	1982.09- 1989.10	MT		F	Hatchback Engine 13SB	844046	Outer Joint		22	28	52.2	97.5	55	O
1.4 i (44 kW)	1990.01- 1993.03	MT		F	Hatchback Engine C14NZ	844046	Outer Joint		22	28	52.2	97.5	55	O
1.4 S (53 kW)	1990.01- 1993.03	MT		F	Hatchback Engine 14NV	844046	Outer Joint		22	28	52.2	97.5	55	O
1.4 Si (60 kW)	1991.09- 1993.03	MT		F	Hatchback Engine C14SE	844046	Outer Joint		22	28	52.2	97.5	55	O
1.5 D (37 kW)	1987.09- 1993.03	MT		F	Hatchback Engine 15D(4EC1)	844046	Outer Joint		22	28	52.2	97.5	55	O
1.6 GSi (72 kW)	1989.09- 1993.03	MT		F	Hatchback Engine C16SEI	644004	Inner Joint		22	22	34.95	57.5	72.5	
	1989.09- 1993.03	MT		F	Hatchback Engine C16SEI	844041	Outer Joint		22	22	52	95	50	O
1.6 GSi (74 kW)	1988.05- 1992.03	MT		F	Hatchback Engine E16SE	644004	Inner Joint		22	22	34.95	57.5	72.5	
	1988.05- 1992.03	MT		F	Hatchback Engine E16SE	844041	Outer Joint		22	22	52	95	50	O





	 YEAR	TRANSM	L/R	F/R	REMARKS	GSP Ref.	 PRODUCT	 ABS	Technical Specifications					
									A	B	C	H	L	P
OPEL														
CORSA A (93_, 94_, 98_, 99_)														
1.6 GSi CAT (74 kW)	1992.02- 1993.03	MT		F	Hatchback Engine C16SE	644004	Inner Joint		22	22	34.95	57.5	72.5	
	1992.02- 1993.03	MT		F	Hatchback Engine C16SE	844041	Outer Joint		22	22	52	95	50	O
CORSA A TR (91_, 92_, 96_, 97_)														
1.0 (33 kW)	1982.09- 1992.09	MT		F	Saloon Engine 10S	844046	Outer Joint		22	28	52.2	97.5	55	O
1.2 i (33 kW)	1989.09- 1993.03	MT		F	Saloon Engine C12NZ	844046	Outer Joint		22	28	52.2	97.5	55	O
1.2 N (33 kW)	1985.01- 1987.10	MT		F	Saloon Engine 12NC/E12GV	844046	Outer Joint		22	28	52.2	97.5	55	O
1.2 S (40 kW)	1982.09- 1993.03	MT		F	Saloon Engine 12ST	844046	Outer Joint		22	28	52.2	97.5	55	O
1.2 S (43 kW)	1982.09- 1987.10	MT		F	Saloon Engine 12S	844046	Outer Joint		22	28	52.2	97.5	55	O
1.3 (44 kW)	1985.09- 1987.10	MT		F	Saloon Engine 13NB/C13N	844046	Outer Joint		22	28	52.2	97.5	55	O
1.3 S (51 kW)	1982.09- 1987.10	MT		F	Saloon Engine 13SB	844046	Outer Joint		22	28	52.2	97.5	55	O
1.4 i (44 kW)	1989.10- 1993.03	MT		F	Saloon Engine C14NZ	844046	Outer Joint		22	28	52.2	97.5	55	O
1.4 S (53 kW)	1989.09- 1993.03	MT		F	Saloon Engine 14NV	844046	Outer Joint		22	28	52.2	97.5	55	O
1.5 D (37 kW)	1987.10- 1992.11	MT		F	Saloon Engine 15D(4EC1)	844046	Outer Joint		22	28	52.2	97.5	55	O
1.5 TD (49 kW)	1987.10- 1993.03	MT		F	Saloon Engine 15DT(T4EC1)	644004	Inner Joint		22	22	34.95	57.5	72.5	
	1987.10- 1993.03	MT		F	Saloon Engine 15DT(T4EC1)	844041	Outer Joint		22	22	52	95	50	O
CORSA B														
1.0 8V	1993- 2000					644003	Inner Joint		22	28	34.95	57.5	83.5	
1.2 8V	1993- 2000					644003	Inner Joint		22	28	34.95	57.5	83.5	
1.4 8V	1993- 2000				Engine X17DTL	644003	Inner Joint		22	28	34.95	57.5	83.5	
1.5 D	1993- 2000					644003	Inner Joint		22	28	34.95	57.5	83.5	
CORSA B (73_)														
1.4 i (44 kW)	1999.08- 2000.09		L	F	Box Engine X14SZ	244001	Drive Shaft	29T	22	22	52	95	573	
	1999.08- 2000.09		R	F	Box Engine X14SZ	260002	Drive Shaft	29T	22	22	52	95	926	
1.7 D (44 kW)	1999.08- 2000.09		L	F	Box Engine 17D(4EE1)/X17D(4EE1)	244001	Drive Shaft	29T	22	22	52	95	573	
	1999.08- 2000.09		R	F	Box Engine 17D(4EE1)/X17D(4EE1)	260002	Drive Shaft	29T	22	22	52	95	926	
CORSA B (73_, 78_, 79_)														
1.0 i 12V (40 kW)	1996.11- 2000.09	5MT		F	Hatchback Engine X10XE	844014	Outer Joint	29T	22	28	52	98	60	I
	1996.11- 2000.09	5MT	L	F	Hatchback Engine X10XE	244036	Drive Shaft	29T	22	22	52	95	565	
	1996.11- 2000.09	5MT	R	F	Hatchback Engine X10XE	244037	Drive Shaft	29T	22	22	52	97	921	
1.2 i (33 kW)	1993.03- 2000.09		L	F	Hatchback Engine 12NZ	244001	Drive Shaft	29T	22	22	52	95	573	
	1993.03- 2000.09		L	F	Hatchback Engine C12NZ/X12SZ	244001	Drive Shaft	29T	22	22	52	95	573	
	1993.03- 2000.09	MT		F	Hatchback Engine C12NZ/X12SZ	844020	Outer Joint	29T	22	28	52	97.5	57.5	O
	1993.03- 2000.09		R	F	Hatchback Engine 12NZ	260002	Drive Shaft	29T	22	22	52	95	926	
1.2 i 16V (48 kW)	1993.03- 2000.09		R	F	Hatchback Engine C12NZ/X12SZ	260002	Drive Shaft	29T	22	22	52	95	926	
	1998.03- 2000.09	MT	L	F	Hatchback Engine X12XE	244001	Drive Shaft	29T	22	22	52	95	573	
	1998.03- 2000.09	MT		F	Hatchback Engine X12XE	844020	Outer Joint	29T	22	28	52	97.5	57.5	O
1.4 i (44 kW)	1998.03- 2000.09	MT	R	F	Hatchback Engine X12XE	260002	Drive Shaft	29T	22	22	52	95	926	
	1993.03- 2000.09	MT	L	F	Hatchback Engine C14NZ/X14SZ	244001	Drive Shaft	29T	22	22	52	95	573	
	1993.03- 2000.09	MT		F	Hatchback Engine C14NZ/X14SZ	844020	Outer Joint	29T	22	28	52	97.5	57.5	O
1.4 i 16V (63 kW)	1993.03- 2000.09	MT	R	F	Hatchback Engine C14NZ/X14SZ	260002	Drive Shaft	29T	22	22	52	95	926	
	1997.08- 2000.09		L	F	Hatchback Engine C14SEL	244001	Drive Shaft	29T	22	22	52	95	573	
	1997.08- 2000.09		R	F	Hatchback Engine C14SEL	260002	Drive Shaft	29T	22	22	52	95	926	
1.4 i 16V (66 kW)	1994.09- 2000.09		L	F	Hatchback Engine X14XE	244001	Drive Shaft	29T	22	22	52	95	573	
	1994.09- 2000.09	MT		F	Hatchback Engine X14XE	844020	Outer Joint	29T	22	28	52	97.5	57.5	O
	1994.09- 2000.09		R	F	Hatchback Engine X14XE	260002	Drive Shaft	29T	22	22	52	95	926	
1.4 Si (60 kW)	1993.03- 2000.09	MT	L	F	Hatchback Engine C14SE	244001	Drive Shaft	29T	22	22	52	95	573	
	1993.03- 2000.09	MT		F	Hatchback Engine C14SE	844020	Outer Joint	29T	22	28	52	97.5	57.5	O
	1993.03- 2000.09	MT	R	F	Hatchback Engine C14SE	260002	Drive Shaft	29T	22	22	52	95	926	
1.5 D (37 kW)	1993.03- 2000.09	MT	L	F	Hatchback Engine 15D(4EC1)	244001	Drive Shaft	29T	22	22	52	95	573	
	1993.03- 2000.09	MT		F	Hatchback Engine 15D(4EC1)	844020	Outer Joint	29T	22	28	52	97.5	57.5	O
	1993.03- 2000.09	MT	R	F	Hatchback Engine 15D(4EC1)	260002	Drive Shaft	29T	22	22	52	95	926	
1.5 TD (49 kW)	1993.03- 2000.09	MT	L	F	Hatchback Engine 15DT(T4EC1)/X15DT(T4EC1)	244001	Drive Shaft	29T	22	22	52	95	573	
	1993.03- 2000.09	MT		F	Hatchback Engine 15DT(T4EC1)/X15DT(T4EC1)	844020	Outer Joint	29T	22	28	52	97.5	57.5	O
	1993.03- 2000.09	MT	R	F	Hatchback Engine 15DT(T4EC1)/X15DT(T4EC1)	260002	Drive Shaft	29T	22	22	52	95	926	
	1993.03- 2000.09	MT		F	Hatchback Engine 15DT(T4EC1)/X15DT(T4EC1)	644004	Inner Joint		22	22	34.95	57.5	72.5	
1.6 GSi 16V (80 kW)	1993.03- 2000.09	MT		F	Hatchback Engine C16XE	644004	Inner Joint		22	22	34.95	57.5	72.5	
1.6 i 16V (78 kW)	1994.09- 2000.09	MT		F	Hatchback Engine X16XE	644004	Inner Joint		22	22	34.95	57.5	72.5	
1.7 D (44 kW)	1996.02- 2000.09	MT	L	F	Hatchback Engine 17D(4EE1)/X17D(4EE1)	244001	Drive Shaft	29T	22	22	52	95	573	
	1996.02- 2000.09	MT		F	Hatchback Engine 17D(4EE1)/X17D(4EE1)	844020	Outer Joint	29T	22	28	52	97.5	57.5	O
	1996.02- 2000.09	MT	R	F	Hatchback Engine 17D(4EE1)/X17D(4EE1)	260002	Drive Shaft	29T	22	22	52	95	926	





	 YEAR	TRANSM	L/R	F/R	REMARKS	GSP Ref.	 PRODUCT	 ABS	Technical Specifications									
									A	B	C	H	L	P				
OPEL CORSA C																		
				R		244007	Drive Shaft	29T	22	22	52	97.5	912					
				L		244008	Drive Shaft	29T	22	22	52	97.5	562					
						644010	Inner Joint		22	27	34.9	57.5	96.5					
CORSA C (F08, F68)																		
1.0 (43 kW)	2000.09- 2009.12			L	F	Hatchback Engine Z10XE	244027	Drive Shaft	29T	22	22	52	98	580				
	2000.09- 2009.12	5MT			F	Hatchback Engine Z10XE	844013	Outer Joint	29T	22	28	52	98	52	O			
	2000.09- 2009.12	MT/AT	R	F	Hatchback Engine Z10XE	244075	Drive Shaft	29T	22	22	52	97.5	926					
	2000.09- 2009.12		R	F	Hatchback Engine Z10XE	244026	Drive Shaft	29T	22	22	52	98	930					
	2000.09- 2009.12	MT/AT	L	F	Hatchback Engine Z10XE	244045	Drive Shaft	29T	22	22	52	97	579					
1.0 (44 kW)	2003.06- 2009.12			L	F	Hatchback Engine Z10XEP	244027	Drive Shaft	29T	22	22	52	98	580				
	2003.06- 2009.12				F	Hatchback Engine Z10XEP	844013	Outer Joint	29T	22	28	52	98	52	O			
	2003.06- 2009.12	MT/AT	R	F	Hatchback Engine Z10XEP	244075	Drive Shaft	29T	22	22	52	97.5	926					
	2003.06- 2009.12		R	F	Hatchback Engine Z10XEP	244026	Drive Shaft	29T	22	22	52	98	930					
	2003.06- 2009.12	MT/AT	L	F	Hatchback Engine Z10XEP	244045	Drive Shaft	29T	22	22	52	97	579					
1.2 (55 kW)	2000.09- 2009.12			L	F	Hatchback Engine Z12XE	244027	Drive Shaft	29T	22	22	52	98	580				
	2000.09- 2009.12	MT/AT			F	Hatchback Engine Z12XE	844013	Outer Joint	29T	22	28	52	98	52	O			
	2000.09- 2009.12	MT/AT	R	F	Hatchback Engine Z12XE	244075	Drive Shaft	29T	22	22	52	97.5	926					
	2000.09- 2009.12		R	F	Hatchback Engine Z12XE	244026	Drive Shaft	29T	22	22	52	98	930					
	2000.09- 2009.12	MT/AT	L	F	Hatchback Engine Z12XE	244045	Drive Shaft	29T	22	22	52	97	579					
1.2 Twinport (59 kW)	2004.07- 2009.12			L	F	Hatchback Engine Z12XEP	244027	Drive Shaft	29T	22	22	52	98	580				
	2004.07- 2009.12				F	Hatchback Engine Z12XEP	844013	Outer Joint	29T	22	28	52	98	52	O			
	2004.07- 2009.12				F	Hatchback Engine Z12XEP	817034	Outer Joint		22	21	51	79.5	54	M			
	2004.07- 2009.12		R	F	Hatchback Engine Z12XEP	244075	Drive Shaft	29T	22	22	52	97.5	926					
	2004.07- 2009.12		R	F	Hatchback Engine Z12XEP	244026	Drive Shaft	29T	22	22	52	98	930					
	2004.07- 2009.12		L	F	Hatchback Engine Z12XEP	244045	Drive Shaft	29T	22	22	52	97	579					
1.3 CDTi (51 kW)	2003.08- 2007.01	MT/AT	L	F	Hatchback Engine Z13DT	244027	Drive Shaft	29T	22	22	52	98	580					
	2003.08- 2007.01				F	Hatchback Engine Z13DT	844020	Outer Joint	29T	22	28	52	97.5	57.5	O			
	2003.08- 2007.01		R	F	Hatchback Engine Z13DT	244075	Drive Shaft	29T	22	22	52	97.5	926					
	2003.08- 2007.01				F	Hatchback Engine Z13DT	644009	Inner Joint		22	23	35	57.5	96				
	2003.08- 2007.01	MT/AT	R	F	Hatchback Engine Z13DT	244026	Drive Shaft	29T	22	22	52	98	930					
	2003.08- 2007.01		L	F	Hatchback Engine Z13DT	244045	Drive Shaft	29T	22	22	52	97	579					
1.4 (66 kW)	2000.09- 2009.12	MT/AT	L	F	Hatchback Engine Z14XE	244027	Drive Shaft	29T	22	22	52	98	580					
	2000.09- 2009.12				F	Hatchback Engine Z14XE	844013	Outer Joint	29T	22	28	52	98	52	O			
	2000.09- 2009.12				F	Hatchback Engine Z14XE	844020	Outer Joint	29T	22	28	52	97.5	57.5	O			
	2000.09- 2009.12		R	F	Hatchback Engine Z14XE	244075	Drive Shaft	29T	22	22	52	97.5	926					
	2000.09- 2009.12	MT/AT	R	F	Hatchback Engine Z14XE	244026	Drive Shaft	29T	22	22	52	98	930					
	2000.09- 2009.12		L	F	Hatchback Engine Z14XE	244045	Drive Shaft	29T	22	22	52	97	579					
1.4 Twinport (66 kW)	2003.06- 2009.12	MT/AT	L	F	Hatchback Engine Z14XEP	244027	Drive Shaft	29T	22	22	52	98	580					
	2003.06- 2009.12				F	Hatchback Engine Z14XEP	844013	Outer Joint	29T	22	28	52	98	52	O			
	2003.06- 2009.12		R	F	Hatchback Engine Z14XEP	244075	Drive Shaft	29T	22	22	52	97.5	926					
	2003.06- 2009.12	MT/AT	R	F	Hatchback Engine Z14XEP	244026	Drive Shaft	29T	22	22	52	98	930					
	2003.06- 2009.12		L	F	Hatchback Engine Z14XEP	244045	Drive Shaft	29T	22	22	52	97	579					
1.7 CDTi (74 kW)	2003.08- 2004.12				F	Hatchback Engine Z17DTH	844004	Outer Joint	29T	33	24	52	104	64	M			
1.7 Di (48 kW)	2000.09- 2009.12	MT/AT	L	F	Hatchback Engine Y17DTL	244027	Drive Shaft	29T	22	22	52	98	580					
	2000.09- 2009.12				F	Hatchback Engine Y17DTL	844020	Outer Joint	29T	22	28	52	97.5	57.5	O			
	2000.09- 2009.12		R	F	Hatchback Engine Y17DTL	244075	Drive Shaft	29T	22	22	52	97.5	926					
	2000.09- 2009.12	MT/AT	R	F	Hatchback Engine Y17DTL	244026	Drive Shaft	29T	22	22	52	98	930					
	2000.09- 2009.12		L	F	Hatchback Engine Y17DTL	244045	Drive Shaft	29T	22	22	52	97	579					
1.7 DTi (55 kW)	2000.09- 2009.12	MT/AT	L	F	Hatchback Engine Y17DT	244027	Drive Shaft	29T	22	22	52	98	580					
	2000.09- 2009.12				F	Hatchback Engine Y17DT	844020	Outer Joint	29T	22	28	52	97.5	57.5	O			
	2000.09- 2009.12		R	F	Hatchback Engine Y17DT	244075	Drive Shaft	29T	22	22	52	97.5	926					
	2000.09- 2009.12	MT			F	Hatchback Engine Y17DT	644009	Inner Joint		22	23	35	57.5	96				
	2000.09- 2009.12	MT/AT	R	F	Hatchback Engine Y17DT	244026	Drive Shaft	29T	22	22	52	98	930					
	2000.09- 2009.12		L	F	Hatchback Engine Y17DT	244045	Drive Shaft	29T	22	22	52	97	579					
1.8 (92 kW)	2000.09- 2009.12			L	F	Hatchback Engine Z18XE	244027	Drive Shaft	29T	22	22	52	98	580				
	2000.09- 2009.12				F	Hatchback Engine Z18XE	844002	Outer Joint	29T	22	23	52	97.5	61	M			
	2000.09- 2009.12		R	F	Hatchback Engine Z18XE	244075	Drive Shaft	29T	22	22	52	97.5	926					
	2000.09- 2009.12				F	Hatchback Engine Z18XE	644009	Inner Joint		22	23	35	57.5	96				
	2000.09- 2009.12		R	F	Hatchback Engine Z18XE	244026	Drive Shaft	29T	22	22	52	98	930					
	2000.09- 2009.12		L	F	Hatchback Engine Z18XE	244045	Drive Shaft	29T	22	22	52	97	579					





	 YEAR	TRANSM	L/R	F/R	REMARKS	GSP Ref.	 PRODUCT	 ABS	Technical Specifications					
									A	B	C	H	L	P
OPEL														
CORSA C (F08, W5L)														
1.2 (59 kW)	2005.07-		L	F	Box Engine Z12XEP	244027	Drive Shaft	29T	22	22	52	98	580	
	2005.07-		R	F	Box Engine Z12XEP	244075	Drive Shaft	29T	22	22	52	97.5	926	
	2005.07-		R	F	Box Engine Z12XEP	244026	Drive Shaft	29T	22	22	52	98	930	
	2005.07-		L	F	Box Engine Z12XEP	244045	Drive Shaft	29T	22	22	52	97	579	
1.2 16V (55 kW)	2000.09-		L	F	Box Engine Z12XE	244027	Drive Shaft	29T	22	22	52	98	580	
	2000.09-	5MT		F	Box Engine Z12XE	844013	Outer Joint	29T	22	28	52	98	52	O
	2000.09-	MT/AT	R	F	Box Engine Z12XE	244075	Drive Shaft	29T	22	22	52	97.5	926	
	2000.09-		R	F	Box Engine Z12XE	244026	Drive Shaft	29T	22	22	52	98	930	
	2000.09-	MT/AT	L	F	Box Engine Z12XE	244045	Drive Shaft	29T	22	22	52	97	579	
1.3 CDTi 16V (51 kW)	2005.08-	MT/AT	L	F	Box Engine Z13DT	244027	Drive Shaft	29T	22	22	52	98	580	
	2005.08-			F	Box Engine Z13DT	844020	Outer Joint	29T	22	28	52	97.5	57.5	O
	2005.08-		R	F	Box Engine Z13DT	244075	Drive Shaft	29T	22	22	52	97.5	926	
	2005.08-			F	Box Engine Z13DT	644009	Inner Joint		22	23	35	57.5	96	
	2005.08-	MT/AT	R	F	Box Engine Z13DT	244026	Drive Shaft	29T	22	22	52	98	930	
1.7 Di 16V (48 kW)	2000.09-	MT/AT	L	F	Box Engine Y17DTL	244027	Drive Shaft	29T	22	22	52	98	580	
	2000.09-			F	Box Engine Y17DTL	844020	Outer Joint	29T	22	28	52	97.5	57.5	O
	2000.09-		R	F	Box Engine Y17DTL	244075	Drive Shaft	29T	22	22	52	97.5	926	
	2000.09-	MT/AT	R	F	Box Engine Y17DTL	244026	Drive Shaft	29T	22	22	52	98	930	
	2000.09-		L	F	Box Engine Y17DTL	244045	Drive Shaft	29T	22	22	52	97	579	
1.7 DTi 16V (55 kW)	2000.09-	MT/AT	L	F	Box Engine Y17DT	244027	Drive Shaft	29T	22	22	52	98	580	
	2000.09-		R	F	Box Engine Y17DT	244075	Drive Shaft	29T	22	22	52	97.5	926	
	2000.09-	MT		F	Box Engine Y17DT	644009	Inner Joint		22	23	35	57.5	96	
	2000.09-	MT/AT	R	F	Box Engine Y17DT	244026	Drive Shaft	29T	22	22	52	98	930	
	2000.09-		L	F	Box Engine Y17DT	244045	Drive Shaft	29T	22	22	52	97	579	
CORSA D														
1.0 (44 kW)	2006.07- 2008.03	MT	L	F	Hatchback Engine Z10XEP	244079	Drive Shaft		22	22	51	79.5	615	
	2006.07- 2008.03	MT	R	F	Hatchback Engine Z10XEP	244078	Drive Shaft		22	22	51	79.5	918	
	2006.07- 2008.03			F	Hatchback Engine Z10XEP	817052	Outer Joint		22	21	51.2	79.5	54	M
1.0 (48 kW)	2010.01-		L	F	Hatchback Engine A10XEP	244079	Drive Shaft		22	22	51	79.5	615	
	2010.01-		R	F	Hatchback Engine A10XEP	244078	Drive Shaft		22	22	51	79.5	918	
1.2 (51 kW)	2010.06-	MT	L	F	Hatchback Engine A12XEL	244079	Drive Shaft		22	22	51	79.5	615	
	2010.06-	MT	R	F	Hatchback Engine A12XEL	244078	Drive Shaft		22	22	51	79.5	918	
1.2 (59 kW)	2006.07- 2008.03	MT	L	F	Hatchback Engine Z12XEP	244079	Drive Shaft		22	22	51	79.5	615	
	2006.07- 2008.03			F	Hatchback Engine Z12XEP	817052	Outer Joint		22	21	51.2	79.5	54	M
	2006.07- 2008.03	MT	R	F	Hatchback Engine Z12XEP	244078	Drive Shaft		22	22	51	79.5	918	
1.2 (63 kW)	2010.06-	MT	L	F	Hatchback Engine A12XER	244079	Drive Shaft		22	22	51	79.5	615	
	2010.06-	MT	R	F	Hatchback Engine A12XER	244078	Drive Shaft		22	22	51	79.5	918	
1.2 LPG (59 kW)	2009.09-	MT	L	F	Hatchback Engine Z12XEP	244079	Drive Shaft		22	22	51	79.5	615	
	2009.09-	MT	R	F	Hatchback Engine Z12XEP	244078	Drive Shaft		22	22	51	79.5	918	
1.2 LPG (63 kW)	2011.08-		L	F	Hatchback Engine A12XER	244079	Drive Shaft		22	22	51	79.5	615	
1.3 CDTi (55 kW)	2006.07- 2007.04			F	Hatchback Engine A13DTC/Z13DTJ	817053	Outer Joint		25	23	51	84.5	60	M
	2006.07- 2007.04	MT	L	F	Hatchback Engine A13DTC/Z13DTJ	244040	Drive Shaft		25	22	51	84.5	616	
1.3 CDTi (66 kW)	2006.07- 2008.03			F	Hatchback Engine Z13DTH	817053	Outer Joint		25	23	51	84.5	60	M
	2006.07- 2008.03	MT	R	F	Hatchback Engine Z13DTH	217071	Drive Shaft		25	25	51	84.5	952	
	2006.07- 2008.03	MT	L	F	Hatchback Engine Z13DTH	217070	Drive Shaft		25	25	51	84.5	576	
1.3 CDTi (70 kW)	2010.06-			F	Hatchback Engine A13DTR/A13DTE/Z13DTE	817053	Outer Joint		25	23	51	84.5	60	M
1.4 (64 kW)	2009.09-		R	F	Hatchback Engine A14XEL	244078	Drive Shaft		22	22	51	79.5	918	
	2009.09-		L	F	Hatchback Engine A14XEL	244079	Drive Shaft		22	22	51	79.5	615	
	2009.09-			F	Hatchback Engine A14XEL	817052	Outer Joint		22	21	51.2	79.5	54	M
1.4 (66 kW)	2006.07-		R	F	Hatchback Engine Z14XEP	244078	Drive Shaft		22	22	51	79.5	918	
	2006.07-		L	F	Hatchback Engine Z14XEP	244079	Drive Shaft		22	22	51	79.5	615	
1.4 (74 kW)	2010.06-	MT	R	F	Hatchback Engine A14XER	244078	Drive Shaft		22	22	51	79.5	918	
	2010.06-	MT	L	F	Hatchback Engine A14XER	244079	Drive Shaft		22	22	51	79.5	615	
	2010.06-			F	Hatchback Engine A14XER	817052	Outer Joint		22	21	51.2	79.5	54	M
1.4 LPG (64 kW)	2009.09-		L	F	Hatchback Engine A14XEL	244079	Drive Shaft		22	22	51	79.5	615	
1.4 LPG (66 kW)	2006.07- 2008.03	MT	R	F	Hatchback Engine Z14XEP	244078	Drive Shaft		22	22	51	79.5	918	
	2006.07- 2008.03	MT	L	F	Hatchback Engine Z14XEP	244079	Drive Shaft		22	22	51	79.5	615	
	2006.07- 2008.03			F	Hatchback Engine Z14XEP	817052	Outer Joint		22	21	51.2	79.5	54	M
CORSA D VAN														
1.0 (44 kW)	2006.07-		L	F	Box Engine A10XEP	244079	Drive Shaft		22	22	51	79.5	615	
	2006.07-		R	F	Box Engine A10XEP	244078	Drive Shaft		22	22	51	79.5	918	





	 YEAR	TRANSM	L/R	F/R	REMARKS	GSP Ref.	 PRODUCT	 ABS	Technical Specifications					
									A	B	C	H	L	P
OPEL														
CORSA D VAN														
1.0 (48 kW)	2010.01-		L	F	Box Engine A10XEP	244079	Drive Shaft		22	22	51	79.5	615	
	2010.01-		R	F	Box Engine A10XEP	244078	Drive Shaft		22	22	51	79.5	918	
1.2 (51 kW)	2010.06-		L	F	Box Engine A12XEL	244079	Drive Shaft		22	22	51	79.5	615	
	2010.06-		R	F	Box Engine A12XEL	244078	Drive Shaft		22	22	51	79.5	918	
1.2 (59 kW)	2009.07-		L	F	Box Engine Z12XEP	244079	Drive Shaft		22	22	51	79.5	615	
	2009.07-		R	F	Box Engine Z12XEP	244078	Drive Shaft		22	22	51	79.5	918	
1.2 (63 kW)	2010.06-		L	F	Box Engine A12XER	244079	Drive Shaft		22	22	51	79.5	615	
	2010.06-		R	F	Box Engine A12XER	244078	Drive Shaft		22	22	51	79.5	918	
1.3 CDTi (55 kW)	2006.07-		L	F	Box Engine A13DTC/Z13DTJ	244040	Drive Shaft		25	22	51	84.5	616	
1.3 CDTi (66 kW)	2006.07-		R	F	Box Engine Z13DTH	217071	Drive Shaft		25	25	51	84.5	952	
	2006.07-		L	F	Box Engine Z13DTH	217070	Drive Shaft		25	25	51	84.5	576	
INSIGNIA														
1.6 (85 kW)	2008.07-			F	Hatchback Engine A16XER	821038	Outer Joint		30	24	52	94	64	M
	2008.07-			F	Saloon Engine A16XER	821038	Outer Joint		30	24	52	94	64	M
1.6 Turbo (132 kW)	2008.07-	MT		F	Hatchback Engine A16LET	817051	Outer Joint		30	26	53.8	94.5	65.5	M
	2009.01-	MT		F	Saloon Engine A16LET	817051	Outer Joint		30	26	53.8	94.5	65.5	M
1.8 (103 kW)	2008.07-			F	Hatchback Engine A18XER	821038	Outer Joint		30	24	52	94	64	M
	2008.07-			F	Saloon Engine A18XER	821038	Outer Joint		30	24	52	94	64	M
2.0 CDTi (118 kW)	2008.07-	MT/AT		F	Hatchback Engine A20DTH	817051	Outer Joint		30	26	53.8	94.5	65.5	M
	2008.07-	MT/AT		F	Saloon Engine A20DTH	817051	Outer Joint		30	26	53.8	94.5	65.5	M
2.0 CDTi (81 kW)	2008.07-	MT		F	Hatchback Engine A20DTC/A20DTL	817051	Outer Joint		30	26	53.8	94.5	65.5	M
	2008.07-	MT		F	Saloon Engine A20DTC/A20DTL	817051	Outer Joint		30	26	53.8	94.5	65.5	M
2.0 CDTi (96 kW)	2008.07-	MT/AT		F	Hatchback Engine A20DT/A20DTJ	817051	Outer Joint		30	26	53.8	94.5	65.5	M
	2008.07-	MT/AT		F	Saloon Engine A20DT/A20DTJ	817051	Outer Joint		30	26	53.8	94.5	65.5	M
2.0 Turbo (162 kW)	2008.07-	MT/AT		F	Hatchback Engine A20NHT	817051	Outer Joint		30	26	53.8	94.5	65.5	M
	2008.07-	MT/AT		F	Saloon Engine A20NHT	817051	Outer Joint		30	26	53.8	94.5	65.5	M
2.0 Turbo 4x4 (162 kW)	2008.07-	MT/AT		F	All-wheel Drive Hatchback Engine A20NHT	817051	Outer Joint		30	26	53.8	94.5	65.5	M
	2008.07-	MT/AT		F	All-wheel Drive Saloon Engine A20NHT	817051	Outer Joint		30	26	53.8	94.5	65.5	M
INSIGNIA SPORTS TOURER														
1.6 (85 kW)	2008.07-			F	Estate Engine A16XER	821038	Outer Joint		30	24	52	94	64	M
1.6 Turbo (132 kW)	2009.01-	MT		F	Estate Engine A16LET	817051	Outer Joint		30	26	53.8	94.5	65.5	M
1.8 (103 kW)	2008.07-			F	Estate Engine A18XER	821038	Outer Joint		30	24	52	94	64	M
2.0 CDTi (118 kW)	2008.07-	MT/AT		F	Estate Engine A20DTH	817051	Outer Joint		30	26	53.8	94.5	65.5	M
2.0 CDTi (81 kW)	2008.07-	MT		F	Estate Engine A20DTC/A20DTL	817051	Outer Joint		30	26	53.8	94.5	65.5	M
2.0 CDTi (96 kW)	2008.07-	MT/AT		F	Estate Engine A20DT/A20DTJ	817051	Outer Joint		30	26	53.8	94.5	65.5	M
2.0 Turbo (162 kW)	2008.07-	MT/AT		F	Estate Engine A20NHT	817051	Outer Joint		30	26	53.8	94.5	65.5	M
2.0 Turbo 4x4 (162 kW)	2008.07-	MT/AT		F	All-wheel Drive Estate Engine A20NHT	817051	Outer Joint		30	26	53.8	94.5	65.5	M
KADETT														
-	1981-				DIESEL	844047	Outer Joint		33	29	52	109	61	O
1.0 (29-37-40-45 kW)	1981.07- 1994					844062	Outer Joint		22	22	52	94.5	50	O
1.2 (29-37-40-45 kW)	1981.07- 1994					844062	Outer Joint		22	22	52	94.5	50	O
1.2 (40-45-54-56 kW)	1984.09- 1991			F		844062	Outer Joint		22	22	52	94.5	50	O
1.3 (40-45-54-56 kW)	1984.09- 1991			F		844062	Outer Joint		22	22	52	94.5	50	O
1.3 (55 kW)	1981-			F		844062	Outer Joint		22	22	52	94.5	50	O
1.4 (40-45-54-56 kW)	1984.09- 1991			F		844062	Outer Joint		22	22	52	94.5	50	O
1.6 (55 kW)	1984.09- 1991			F		844062	Outer Joint		22	22	52	94.5	50	O
KADETT D (31_-34_, 41_-44_)														
1.2 (39 kW)	1979.08- 1982.07	MT		F	Hatchback Engine 12N	644004	Inner Joint		22	22	34.95	57.5	72.5	
	1979.08- 1982.07	MT		F	Hatchback Engine 12N	844041	Outer Joint		22	22	52	95	50	O
1.2 (40 kW)	1982.08- 1984.08	MT		F	Hatchback Engine 12ST	644004	Inner Joint		22	22	34.95	57.5	72.5	
	1982.08- 1984.08	MT		F	Hatchback Engine 12ST	844041	Outer Joint		22	22	52	95	50	O
1.2 S (44 kW)	1979.08- 1984.08	MT		F	Hatchback Engine 12S	644004	Inner Joint		22	22	34.95	57.5	72.5	
	1979.08- 1984.08	MT		F	Hatchback Engine 12S	844041	Outer Joint		22	22	52	95	50	O
1.3 N (44 kW)	1979.08- 1984.08	MT		F	Hatchback Engine 13N	644004	Inner Joint		22	22	34.95	57.5	72.5	
	1979.08- 1984.08	MT		F	Hatchback Engine 13N	844041	Outer Joint		22	22	52	95	50	O
1.3 S (55 kW)	1979.08- 1984.08	MT		F	Hatchback Engine 13S	644004	Inner Joint		22	22	34.95	57.5	72.5	
	1979.08- 1984.08	MT		F	Hatchback Engine 13S	844041	Outer Joint		22	22	52	95	50	O
1.6 D (40 kW)	1982.03- 1984.08	MT		F	Hatchback Engine 16D	644002	Inner Joint		34	25	35	56.2	85.6	
	1982.03- 1984.08	MT		F	Hatchback Engine 16D	899205	Outer Joint		33	25	52	109	61	O
1.6 S (66 kW)	1981.09- 1984.08	MT		F	Hatchback Engine 16SH	644002	Inner Joint		34	25	35	56.2	85.6	
	1981.09- 1984.08	MT		F	Hatchback Engine 16SH	899205	Outer Joint		33	25	52	109	61	O





	 YEAR	TRANSM	L/R	F/R	REMARKS	GSP Ref.	 PRODUCT	 ABS	Technical Specifications						
									A	B	C	H	L	P	
OPEL															
KADETT D (31_, 34_, 41_, 44_)															
1.8 GT/E (85 kW)	1983.02- 1984.08	MT		F	Hatchback Engine 18E	644002	Inner Joint		34	25	35	56.2	85.6		
	1983.02- 1984.08	MT		F	Hatchback Engine 18E	899205	Outer Joint		33	25	52	109	61	O	
KADETT D (35_, 36_, 45_, 46_)															
1.2 (39 kW)	1979.08- 1982.07	MT		F	Estate Engine 12N	644004	Inner Joint		22	22	34.95	57.5	72.5		
	1979.08- 1982.07	MT		F	Estate Engine 12N	844041	Outer Joint		22	22	52	95	50	O	
1.2 S (44 kW)	1979.08- 1984.08	MT		F	Estate Engine 12S	644004	Inner Joint		22	22	34.95	57.5	72.5		
	1979.08- 1984.08	MT		F	Estate Engine 12S	844041	Outer Joint		22	22	52	95	50	O	
1.3 N (44 kW)	1979.08- 1984.08	MT		F	Estate Engine 13N	644004	Inner Joint		22	22	34.95	57.5	72.5		
	1979.08- 1984.08	MT		F	Estate Engine 13N	844041	Outer Joint		22	22	52	95	50	O	
1.3 S (55 kW)	1979.08- 1984.08	MT		F	Estate Engine 13S	644004	Inner Joint		22	22	34.95	57.5	72.5		
	1979.08- 1984.08	MT		F	Estate Engine 13S	844041	Outer Joint		22	22	52	95	50	O	
1.6 D (40 kW)	1982.03- 1984.08	MT		F	Estate Engine 16D	644002	Inner Joint		34	25	35	56.2	85.6		
	1982.03- 1984.08	MT		F	Estate Engine 16D	899205	Outer Joint		33	25	52	109	61	O	
1.6 S (66 kW)	1981.09- 1984.08	MT		F	Estate Engine 16SH	644002	Inner Joint		34	25	35	56.2	85.6		
	1981.09- 1984.08	MT		F	Estate Engine 16SH	899205	Outer Joint		33	25	52	109	61	O	
KADETT E (33_, 34_, 43_, 44_)															
1.2 (40 kW)	1984.09- 1986.07	MT		F	Hatchback Engine 12SC	644004	Inner Joint		22	22	34.95	57.5	72.5		
	1984.09- 1986.07	MT		F	Hatchback Engine 12SC	844041	Outer Joint		22	22	52	95	50	O	
	1984.09- 1986.07	MT		F	Hatchback Engine 12SC	844051	Outer Joint	29T	22	22	52	95	50.5	O	
1.3 i CAT (44 kW)	1985.09- 1991.08	MT		F	Hatchback Engine C13N	644004	Inner Joint		22	22	34.95	57.5	72.5		
	1985.09- 1991.08	MT/AT		F	Hatchback Engine C13N	844041	Outer Joint		22	22	52	95	50	O	
	1985.09- 1991.08	MT		F	Hatchback Engine C13N	844051	Outer Joint	29T	22	22	52	95	50.5	O	
1.3 N (44 kW)	1984.09- 1991.08	MT		F	Hatchback Engine 13N/13NB	644004	Inner Joint		22	22	34.95	57.5	72.5		
	1984.09- 1991.08	MT/AT		F	Hatchback Engine 13N/13NB	844041	Outer Joint		22	22	52	95	50	O	
	1984.09- 1991.08	MT		F	Hatchback Engine 13N/13NB	844051	Outer Joint	29T	22	22	52	95	50.5	O	
1.3 S (55 kW)	1984.09- 1987.08	MT		F	Hatchback Engine 13S	644004	Inner Joint		22	22	34.95	57.5	72.5		
	1984.09- 1987.08	MT/AT		F	Hatchback Engine 13S	844041	Outer Joint		22	22	52	95	50	O	
	1984.09- 1987.08	MT		F	Hatchback Engine 13S	844051	Outer Joint	29T	22	22	52	95	50.5	O	
1.4 i (44 kW)	1990.01- 1991.08	MT		F	Hatchback Engine C14NZ	644004	Inner Joint		22	22	34.95	57.5	72.5		
	1990.01- 1991.08	MT		F	Hatchback Engine C14NZ	844041	Outer Joint		22	22	52	95	50	O	
	1990.01- 1991.08	MT		F	Hatchback Engine C14NZ	844051	Outer Joint	29T	22	22	52	95	50.5	O	
1.4 S (55 kW)	1990.01- 1991.08	MT		F	Hatchback Engine 14NV	644004	Inner Joint		22	22	34.95	57.5	72.5		
	1990.01- 1991.08	MT		F	Hatchback Engine 14NV	844041	Outer Joint		22	22	52	95	50	O	
	1990.01- 1991.08	MT		F	Hatchback Engine 14NV	844051	Outer Joint	29T	22	22	52	95	50.5	O	
1.6 D (40 kW)	1984.09- 1989.01	MT		F	Hatchback Engine 16D/16DA	644004	Inner Joint		22	22	34.95	57.5	72.5		
	1984.09- 1989.01	MT		F	Hatchback Engine 16D/16DA	644001	Inner Joint		34	22	35	56.2	76		
	1984.09- 1989.01	MT		F	Hatchback Engine 16D/16DA	844056	Outer Joint	29T	33	25	52	109	61	O	
	1984.09- 1989.01	MT		F	Hatchback Engine 16D/16DA	844057	Outer Joint	43T	33	25	52	109	61	O	
	1984.09- 1989.01	MT		F	Hatchback Engine 16D/16DA	899205	Outer Joint		33	25	52	109	61	O	
1.6 i (55 kW)	1986.09- 1991.08	MT		F	Hatchback Engine E16NZ	644004	Inner Joint		22	22	34.95	57.5	72.5		
	1986.09- 1991.08	MT/AT		F	Hatchback Engine E16NZ	844041	Outer Joint		22	22	52	95	50	O	
	1986.09- 1991.08	MT		F	Hatchback Engine E16NZ	844051	Outer Joint	29T	22	22	52	95	50.5	O	
	1986.09- 1991.08	AT		F	Hatchback Engine E16NZ	844057	Outer Joint	43T	33	25	52	109	61	O	
1.6 i CAT (55 kW)	1986.09- 1991.08	MT		F	Hatchback Engine C16LZ/C16NZ	644004	Inner Joint		22	22	34.95	57.5	72.5		
	1986.09- 1991.08	MT/AT		F	Hatchback Engine C16LZ/C16NZ	844041	Outer Joint		22	22	52	95	50	O	
	1986.09- 1991.08	MT		F	Hatchback Engine C16LZ/C16NZ	844051	Outer Joint	29T	22	22	52	95	50.5	O	
	1986.09- 1991.08	AT		F	Hatchback Engine C16LZ/C16NZ	844057	Outer Joint	43T	33	25	52	109	61	O	
1.6 S (60 kW)	1986.09- 1991.08	MT		F	Hatchback Engine 16SV	644001	Inner Joint		34	22	35	56.2	76		
	1986.09- 1991.08	MT		F	Hatchback Engine 16SV	899205	Outer Joint		33	25	52	109	61	O	
1.6 S (66 kW)	1984.09- 1986.08	MT		F	Hatchback Engine 16SH	644001	Inner Joint		34	22	35	56.2	76		
	1984.09- 1986.08	MT		F	Hatchback Engine 16SH	899205	Outer Joint		33	25	52	109	61	O	
1.7 D (42 kW)	1989.02- 1991.08	MT		F	Hatchback Engine 17D	844056	Outer Joint	29T	33	25	52	109	61	O	
	1989.02- 1991.08	MT		F	Hatchback Engine 17D	644002	Inner Joint		34	25	35	56.2	85.6		
	1989.02- 1991.08	MT		F	Hatchback Engine 17D	844057	Outer Joint	43T	33	25	52	109	61	O	
	1989.02- 1991.08	MT		F	Hatchback Engine 17D	899205	Outer Joint		33	25	52	109	61	O	
1.8 E (74 kW)	1985.10- 1986.08	MT		F	Hatchback Engine C18NE	844056	Outer Joint	29T	33	25	52	109	61	O	
	1985.10- 1986.08	MT		F	Hatchback Engine C18NE	644002	Inner Joint		34	25	35	56.2	85.6		
	1985.10- 1986.08	MT		F	Hatchback Engine C18NE	844057	Outer Joint	43T	33	25	52	109	61	O	
	1985.10- 1986.08	MT		F	Hatchback Engine C18NE	899205	Outer Joint		33	25	52	109	61	O	
1.8 GSi (85 kW)	1984.09- 1986.08	MT		F	Hatchback Engine 18E	844056	Outer Joint	29T	33	25	52	109	61	O	
	1984.09- 1986.08	MT		F	Hatchback Engine 18E	644002	Inner Joint		34	25	35	56.2	85.6		
	1984.09- 1986.08	MT		F	Hatchback Engine 18E	844057	Outer Joint	43T	33	25	52	109	61	O	





	 YEAR	TRANSM	L/R	F/R	REMARKS	GSP Ref.	 PRODUCT	 ABS	Technical Specifications										
									A	B	C	H	L	P					
OPEL																			
KADETT E (33_, 34_, 43_, 44_)																			
1.8 GSi (85 kW)	1984.09- 1986.08	MT		F	Hatchback Engine 18E	899205	Outer Joint		33	25	52	109	61		O				
1.8 i (66 kW)	1985.06- 1991.08	MT		F	Hatchback Engine S18NV/C18NZ/C18NT	844056	Outer Joint	29T	33	25	52	109	61		O				
	1985.06- 1991.08	MT		F	Hatchback Engine S18NV/C18NZ/C18NT	644002	Inner Joint		34	25	35	56.2	85.6						
	1985.06- 1991.08	MT		F	Hatchback Engine S18NV/C18NZ/C18NT	844057	Outer Joint	43T	33	25	52	109	61		O				
	1985.06- 1991.08	MT		F	Hatchback Engine S18NV/C18NZ/C18NT	899205	Outer Joint		33	25	52	109	61		O				
1.8 S (62 kW)	1987.09- 1991.08	MT		F	Hatchback Engine E18NV/S18NV	844056	Outer Joint	29T	33	25	52	109	61		O				
	1987.09- 1991.08	MT		F	Hatchback Engine E18NV/S18NV	644002	Inner Joint		34	25	35	56.2	85.6						
	1987.09- 1991.08	MT		F	Hatchback Engine E18NV/S18NV	844057	Outer Joint	43T	33	25	52	109	61		O				
	1987.09- 1991.08	MT		F	Hatchback Engine E18NV/S18NV	899205	Outer Joint		33	25	52	109	61		O				
2.0 GSi (85 kW)	1986.09- 1991.08	MT		F	Hatchback Engine 20NE	844056	Outer Joint	29T	33	25	52	109	61		O				
	1986.09- 1991.08	MT		F	Hatchback Engine 20NE	644002	Inner Joint		34	25	35	56.2	85.6						
	1986.09- 1991.08	MT		F	Hatchback Engine 20NE	844057	Outer Joint	43T	33	25	52	109	61		O				
	1986.09- 1991.08	MT		F	Hatchback Engine 20NE	899205	Outer Joint		33	25	52	109	61		O				
2.0 GSi (95 kW)	1986.09- 1991.08	MT		F	Hatchback Engine 20SEH	844056	Outer Joint	29T	33	25	52	109	61		O				
	1986.09- 1991.08	MT		F	Hatchback Engine 20SEH	644002	Inner Joint		34	25	35	56.2	85.6						
	1986.09- 1991.08	MT		F	Hatchback Engine 20SEH	844057	Outer Joint	43T	33	25	52	109	61		O				
	1986.09- 1991.08	MT		F	Hatchback Engine 20SEH	899205	Outer Joint		33	25	52	109	61		O				
2.0 GSi 16V (110 kW)	1988.03- 1991.08	MT		F	Hatchback Engine 20XEJ	844056	Outer Joint	29T	33	25	52	109	61		O				
	1988.03- 1991.08	MT		F	Hatchback Engine 20XEJ	644002	Inner Joint		34	25	35	56.2	85.6						
	1988.03- 1991.08	MT		F	Hatchback Engine 20XEJ	844057	Outer Joint	43T	33	25	52	109	61		O				
	1988.03- 1991.08	MT		F	Hatchback Engine 20XEJ	899205	Outer Joint		33	25	52	109	61		O				
2.0 GSi 16V CAT (110 kW)	1988.03- 1991.08	MT		F	Hatchback Engine C20XE	844056	Outer Joint	29T	33	25	52	109	61		O				
	1988.03- 1991.08	MT		F	Hatchback Engine C20XE	644002	Inner Joint		34	25	35	56.2	85.6						
	1988.03- 1991.08	MT		F	Hatchback Engine C20XE	844057	Outer Joint	43T	33	25	52	109	61		O				
	1988.03- 1991.08	MT		F	Hatchback Engine C20XE	899205	Outer Joint		33	25	52	109	61		O				
2.0 GSi CAT (85 kW)	1986.09- 1991.08	MT		F	Hatchback Engine C20NE	844056	Outer Joint	29T	33	25	52	109	61		O				
	1986.09- 1991.08	MT		F	Hatchback Engine C20NE	644002	Inner Joint		34	25	35	56.2	85.6						
	1986.09- 1991.08	MT		F	Hatchback Engine C20NE	844057	Outer Joint	43T	33	25	52	109	61		O				
	1986.09- 1991.08	MT		F	Hatchback Engine C20NE	899205	Outer Joint		33	25	52	109	61		O				
KADETT E (35_, 36_, 45_, 46_)																			
1.2 (40 kW)	1984.09- 1986.07	MT		F	Estate Engine 12SC	644004	Inner Joint		22	22	34.95	57.5	72.5						
	1984.09- 1986.07	MT		F	Estate Engine 12SC	844041	Outer Joint		22	22	52	95	50		O				
	1984.09- 1986.07	MT		F	Estate Engine 12SC	844051	Outer Joint	29T	22	22	52	95	50.5		O				
1.3 i CAT (44 kW)	1985.09- 1991.08	MT		F	Estate Engine C13N	644004	Inner Joint		22	22	34.95	57.5	72.5						
	1985.09- 1991.08	MT/AT		F	Estate Engine C13N	844041	Outer Joint		22	22	52	95	50		O				
	1985.09- 1991.08	MT		F	Estate Engine C13N	844051	Outer Joint	29T	22	22	52	95	50.5		O				
1.3 N (44 kW)	1984.09- 1991.08	MT		F	Estate Engine 13N	644004	Inner Joint		22	22	34.95	57.5	72.5						
	1984.09- 1991.08	MT/AT		F	Estate Engine 13N	844041	Outer Joint		22	22	52	95	50		O				
	1984.09- 1991.08	MT		F	Estate Engine 13N	844051	Outer Joint	29T	22	22	52	95	50.5		O				
1.3 S (55 kW)	1984.09- 1987.08	MT		F	Estate Engine 13S	644004	Inner Joint		22	22	34.95	57.5	72.5						
	1984.09- 1987.08	MT/AT		F	Estate Engine 13S	844041	Outer Joint		22	22	52	95	50		O				
	1984.09- 1987.08	MT		F	Estate Engine 13S	844051	Outer Joint	29T	22	22	52	95	50.5		O				
1.4 i (44 kW)	1990.01- 1991.08	MT		F	Estate Engine C14NZ	644004	Inner Joint		22	22	34.95	57.5	72.5						
	1990.01- 1991.08	MT		F	Estate Engine C14NZ	844041	Outer Joint		22	22	52	95	50		O				
	1990.01- 1991.08	MT		F	Estate Engine C14NZ	844051	Outer Joint	29T	22	22	52	95	50.5		O				
1.4 S (55 kW)	1990.01- 1991.08	MT		F	Estate Engine 14NV	644004	Inner Joint		22	22	34.95	57.5	72.5						
	1990.01- 1991.08	MT		F	Estate Engine 14NV	844041	Outer Joint		22	22	52	95	50		O				
	1990.01- 1991.08	MT		F	Estate Engine 14NV	844051	Outer Joint	29T	22	22	52	95	50.5		O				
1.5 TD (53 kW)	1988.07- 1991.08	MT		F	Estate Engine 15DT(T4EC1)	899205	Outer Joint		33	25	52	109	61		O				
1.6 (60 kW)	1986.09- 1991.08	MT		F	Estate Engine 16SV	899205	Outer Joint		33	25	52	109	61		O				
	1986.09- 1991.08	MT		F	Estate Engine 16SV	644001	Inner Joint		34	22	35	56.2	76						
1.6 D (40 kW)	1984.09- 1989.01	MT		F	Estate Engine 16D/16DA	899205	Outer Joint		33	25	52	109	61		O				
	1984.09- 1989.01	MT		F	Estate Engine 16D/16DA	644004	Inner Joint		22	22	34.95	57.5	72.5						
	1984.09- 1989.01	MT		F	Estate Engine 16D/16DA	644001	Inner Joint		34	22	35	56.2	76						
	1984.09- 1989.01	MT		F	Estate Engine 16D/16DA	844056	Outer Joint	29T	33	25	52	109	61		O				
	1984.09- 1989.01	MT		F	Estate Engine 16D/16DA	844057	Outer Joint	43T	33	25	52	109	61		O				
1.6 i (55 kW)	1986.09- 1991.08	MT		F	Estate Engine E16NZ	644004	Inner Joint		22	22	34.95	57.5	72.5						
	1986.09- 1991.08	MT/AT		F	Estate Engine E16NZ	844041	Outer Joint		22	22	52	95	50		O				
	1986.09- 1991.08	MT		F	Estate Engine E16NZ	844051	Outer Joint	29T	22	22	52	95	50.5		O				
	1986.09- 1991.08	AT		F	Estate Engine E16NZ	844057	Outer Joint	43T	33	25	52	109	61		O				
1.6 i CAT (55 kW)	1986.09- 1991.08	MT		F	Estate Engine C16LZ/C16NZ	644004	Inner Joint		22	22	34.95	57.5	72.5						
	1986.09- 1991.08	MT/AT		F	Estate Engine C16LZ/C16NZ	844041	Outer Joint		22	22	52	95	50		O				





	 YEAR	TRANSM	L/R	F/R	REMARKS	GSP Ref.	 PRODUCT	 ABS	Technical Specifications								
									A	B	C	H	L	P			
OPEL																	
KADETT E (35_, 36_, 45_, 46_)																	
1.6 i CAT (55 kW)	1986.09- 1991.08	MT		F	Estate Engine C16LZ/C16NZ	844051	Outer Joint	29T	22	22	52	95	50.5	O			
	1986.09- 1991.08	AT		F	Estate Engine C16LZ/C16NZ	844057	Outer Joint	43T	33	25	52	109	61	O			
1.6 S (66 kW)	1984.09- 1986.08	MT		F	Estate Engine 16SH	899205	Outer Joint		33	25	52	109	61	O			
	1984.09- 1986.08	MT		F	Estate Engine 16SH	644001	Inner Joint		34	22	35	56.2	76				
1.7 D (42 kW)	1989.02- 1991.08	MT		F	Estate Engine 17D	899205	Outer Joint		33	25	52	109	61	O			
	1989.02- 1991.08	MT		F	Estate Engine 17D	844056	Outer Joint	29T	33	25	52	109	61	O			
	1989.02- 1991.08	MT		F	Estate Engine 17D	644002	Inner Joint		34	25	35	56.2	85.6				
1.8 E (74 kW)	1985.10- 1986.08	MT		F	Estate Engine C18NE	899205	Outer Joint		33	25	52	109	61	O			
	1985.10- 1986.08	MT		F	Estate Engine C18NE	844056	Outer Joint	29T	33	25	52	109	61	O			
	1985.10- 1986.08	MT		F	Estate Engine C18NE	644002	Inner Joint		34	25	35	56.2	85.6				
1.8 i (66 kW)	1985.06- 1991.08	MT		F	Estate Engine C18NT/C18NZ	899205	Outer Joint		33	25	52	109	61	O			
	1985.06- 1991.08	MT		F	Estate Engine C18NT/C18NZ	844056	Outer Joint	29T	33	25	52	109	61	O			
	1985.06- 1991.08	MT		F	Estate Engine C18NT/C18NZ	644002	Inner Joint		34	25	35	56.2	85.6				
1.8 i (85 kW)	1984.09- 1986.08	MT		F	Estate Engine 18E	899205	Outer Joint		33	25	52	109	61	O			
	1984.09- 1986.08	MT		F	Estate Engine 18E	844056	Outer Joint	29T	33	25	52	109	61	O			
	1984.09- 1986.08	MT		F	Estate Engine 18E	644002	Inner Joint		34	25	35	56.2	85.6				
1.8 S (62 kW)	1984.09- 1986.08	MT		F	Estate Engine 18E	844057	Outer Joint	43T	33	25	52	109	61	O			
	1987.09- 1991.08	MT		F	Estate Engine E18NV	899205	Outer Joint		33	25	52	109	61	O			
	1987.09- 1991.08	MT		F	Estate Engine E18NV	844056	Outer Joint	29T	33	25	52	109	61	O			
2.0 i (85 kW)	1987.09- 1991.08	MT		F	Estate Engine E18NV	644002	Inner Joint		34	25	35	56.2	85.6				
	1987.09- 1991.08	MT		F	Estate Engine E18NV	844057	Outer Joint	43T	33	25	52	109	61	O			
	1987.09- 1991.08	MT		F	Estate Engine 20NE	899205	Outer Joint		33	25	52	109	61	O			
2.0 i CAT (85 kW)	1987.09- 1991.08	MT		F	Estate Engine 20NE	844056	Outer Joint	29T	33	25	52	109	61	O			
	1987.09- 1991.08	MT		F	Estate Engine 20NE	644002	Inner Joint		34	25	35	56.2	85.6				
	1987.09- 1991.08	MT		F	Estate Engine 20NE	844057	Outer Joint	43T	33	25	52	109	61	O			
KADETT E (37_, 47_)	1987.09- 1991.08	MT		F	Estate Engine C20NE	899205	Outer Joint		33	25	52	109	61	O			
	1987.09- 1991.08	MT		F	Estate Engine C20NE	844056	Outer Joint	29T	33	25	52	109	61	O			
	1987.09- 1991.08	MT		F	Estate Engine C20NE	644002	Inner Joint		34	25	35	56.2	85.6				
1.2 (40 kW)	1987.09- 1991.08	MT		F	Estate Engine C20NE	844057	Outer Joint	43T	33	25	52	109	61	O			
	1984.09- 1986.07	MT		F	Box Engine 12SC	644004	Inner Joint		22	22	34.95	57.5	72.5				
	1984.09- 1986.07	MT		F	Box Engine 12SC	844041	Outer Joint		22	22	52	95	50	O			
1.3 N (44 kW)	1984.09- 1986.07	MT		F	Box Engine 12SC	844051	Outer Joint	29T	22	22	52	95	50.5	O			
	1984.09- 1989.07	MT		F	Box Engine 13N/13NB	644004	Inner Joint		22	22	34.95	57.5	72.5				
	1984.09- 1989.07	MT/AT		F	Box Engine 13N/13NB	844041	Outer Joint		22	22	52	95	50	O			
1.4 i (44 kW)	1984.09- 1989.07	MT		F	Box Engine 13N/13NB	844051	Outer Joint	29T	22	22	52	95	50.5	O			
	1990.01- 1991.08	MT		F	Box Engine C14NZ	644004	Inner Joint		22	22	34.95	57.5	72.5				
	1990.01- 1991.08	MT		F	Box Engine C14NZ	844041	Outer Joint		22	22	52	95	50	O			
1.6 D (40 kW)	1990.01- 1991.08	MT		F	Box Engine C14NZ	844051	Outer Joint	29T	22	22	52	95	50.5	O			
	1984.08- 1988.08	MT		F	Box Engine 16D/16DA	899205	Outer Joint		33	25	52	109	61	O			
	1984.08- 1988.08	MT		F	Box Engine 16D/16DA	644004	Inner Joint		22	22	34.95	57.5	72.5				
1.6 i (55 kW)	1984.08- 1988.08	MT		F	Box Engine 16D/16DA	644001	Inner Joint		34	22	35	56.2	76				
	1984.08- 1988.08	MT		F	Box Engine 16D/16DA	844056	Outer Joint	29T	33	25	52	109	61	O			
	1984.08- 1988.08	MT		F	Box Engine 16D/16DA	844057	Outer Joint	43T	33	25	52	109	61	O			
1.7 D (42 kW)	1989.08- 1993.09	MT		F	Box Engine C16NZ	644004	Inner Joint		22	22	34.95	57.5	72.5				
	1989.08- 1993.09	MT/AT		F	Box Engine C16NZ	844041	Outer Joint		22	22	52	95	50	O			
	1989.08- 1993.09	MT		F	Box Engine C16NZ	844051	Outer Joint	29T	22	22	52	95	50.5	O			
1.8 i (66 kW)	1989.08- 1993.09	AT		F	Box Engine C16NZ	844057	Outer Joint	43T	33	25	52	109	61	O			
	1988.08- 1992.09	MT		F	Box Engine 17D	899205	Outer Joint		33	25	52	109	61	O			
	1988.08- 1992.09	MT		F	Box Engine 17D	844056	Outer Joint	29T	33	25	52	109	61	O			
1.8 i (66 kW)	1988.08- 1992.09	MT		F	Box Engine 17D	644002	Inner Joint		34	25	35	56.2	85.6				
	1988.08- 1992.09	MT		F	Box Engine 17D	844057	Outer Joint	43T	33	25	52	109	61	O			
	1988.08- 1992.09	MT		F	Box Engine 17D	899205	Outer Joint		33	25	52	109	61	O			
1.8 i (66 kW)	1984.08- 1992.09	MT		F	Box Engine C18NT	899205	Outer Joint		33	25	52	109	61	O			
	1984.08- 1992.09	MT		F	Box Engine C18NT	844056	Outer Joint	29T	33	25	52	109	61	O			
	1984.08- 1992.09	MT		F	Box Engine C18NT	644002	Inner Joint		34	25	35	56.2	85.6				
KADETT E (39_, 49_)	1984.08- 1992.09	MT		F	Box Engine C18NT	844057	Outer Joint	43T	33	25	52	109	61	O			
	1984.09- 1986.07	MT		F	Saloon Engine 12SC	644004	Inner Joint		22	22	34.95	57.5	72.5				
	1984.09- 1986.07	MT		F	Saloon Engine 12SC	844041	Outer Joint		22	22	52	95	50	O			





	 YEAR	TRANSM	L/R	F/R	REMARKS	GSP Ref.	 PRODUCT	 ABS	Technical Specifications									
									A	B	C	H	L	P				
OPEL																		
KADETT E (39_, 49_)																		
1.2 (40 kW)	1984.09- 1986.07	MT		F	Saloon Engine 12SC	844051	Outer Joint	29T	22	22	52	95	50.5					
1.3 i CAT (44 kW)	1985.09- 1991.08	MT		F	Saloon Engine C13N	644004	Inner Joint		22	22	34.95	57.5	72.5					
	1985.09- 1991.08	MT/AT		F	Saloon Engine C13N	844041	Outer Joint		22	22	52	95	50					
	1985.09- 1991.08	MT		F	Saloon Engine C13N	844051	Outer Joint	29T	22	22	52	95	50.5					
1.3 N (44 kW)	1984.09- 1989.08	MT		F	Saloon Engine 13N/13NB	644004	Inner Joint		22	22	34.95	57.5	72.5					
	1984.09- 1989.08	MT/AT		F	Saloon Engine 13N/13NB	844041	Outer Joint		22	22	52	95	50					
	1984.09- 1989.08	MT		F	Saloon Engine 13N/13NB	844051	Outer Joint	29T	22	22	52	95	50.5					
1.3 S (55 kW)	1984.09- 1987.08	MT		F	Saloon Engine 13S	644004	Inner Joint		22	22	34.95	57.5	72.5					
	1984.09- 1987.08	MT/AT		F	Saloon Engine 13S	844041	Outer Joint		22	22	52	95	50					
	1984.09- 1987.08	MT		F	Saloon Engine 13S	844051	Outer Joint	29T	22	22	52	95	50.5					
1.4 i (44 kW)	1990.01- 1991.08	MT		F	Saloon Engine C14NZ	644004	Inner Joint		22	22	34.95	57.5	72.5					
	1990.01- 1991.08	MT		F	Saloon Engine C14NZ	844041	Outer Joint		22	22	52	95	50					
	1990.01- 1991.08	MT		F	Saloon Engine C14NZ	844051	Outer Joint	29T	22	22	52	95	50.5					
1.4 S (55 kW)	1990.01- 1991.08	MT		F	Saloon Engine 14NV	644004	Inner Joint		22	22	34.95	57.5	72.5					
	1990.01- 1991.08	MT		F	Saloon Engine 14NV	844041	Outer Joint		22	22	52	95	50					
	1990.01- 1991.08	MT		F	Saloon Engine 14NV	844051	Outer Joint	29T	22	22	52	95	50.5					
1.6 D (40 kW)	1984.09- 1989.01	MT		F	Saloon Engine 16D/16DA	899205	Outer Joint		33	25	52	109	61					
	1984.09- 1989.01	MT		F	Saloon Engine 16D/16DA	644004	Inner Joint		22	22	34.95	57.5	72.5					
	1984.09- 1989.01	MT		F	Saloon Engine 16D/16DA	644001	Inner Joint		34	22	35	56.2	76					
	1984.09- 1989.01	MT		F	Saloon Engine 16D/16DA	844056	Outer Joint	29T	33	25	52	109	61					
1.6 i (55 kW)	1986.09- 1991.08	MT		F	Saloon Engine E16NZ	644004	Inner Joint		22	22	34.95	57.5	72.5					
	1986.09- 1991.08	MT/AT		F	Saloon Engine E16NZ	844041	Outer Joint		22	22	52	95	50					
	1986.09- 1991.08	MT		F	Saloon Engine E16NZ	844051	Outer Joint	29T	22	22	52	95	50.5					
	1986.09- 1991.08	AT		F	Saloon Engine E16NZ	844057	Outer Joint	43T	33	25	52	109	61					
1.6 i CAT (55 kW)	1986.09- 1991.08	MT		F	Saloon Engine C16LZ/C16NZ	644004	Inner Joint		22	22	34.95	57.5	72.5					
	1986.09- 1991.08	MT/AT		F	Saloon Engine C16LZ/C16NZ	844041	Outer Joint		22	22	52	95	50					
	1986.09- 1991.08	MT		F	Saloon Engine C16LZ/C16NZ	844051	Outer Joint	29T	22	22	52	95	50.5					
	1986.09- 1991.08	AT		F	Saloon Engine C16LZ/C16NZ	844057	Outer Joint	43T	33	25	52	109	61					
1.6 S (60 kW)	1986.09- 1991.08	MT		F	Saloon Engine 16SV	899205	Outer Joint		33	25	52	109	61					
	1986.09- 1991.08	MT		F	Saloon Engine 16SV	644001	Inner Joint		34	22	35	56.2	76					
1.6 S (66 kW)	1984.09- 1986.08	MT		F	Saloon Engine 16SH	899205	Outer Joint		33	25	52	109	61					
	1984.09- 1986.08	MT		F	Saloon Engine 16SH	644001	Inner Joint		34	22	35	56.2	76					
1.7 D (42 kW)	1989.02- 1991.08	MT		F	Saloon Engine 17D	899205	Outer Joint		33	25	52	109	61					
	1989.02- 1991.08	MT		F	Saloon Engine 17D	844056	Outer Joint	29T	33	25	52	109	61					
	1989.02- 1991.08	MT		F	Saloon Engine 17D	644002	Inner Joint		34	25	35	56.2	85.6					
1.8 (84 kW)	1987.09- 1990.08	MT		F	Saloon Engine 18E	844057	Outer Joint	43T	33	25	52	109	61					
	1987.09- 1990.08	MT		F	Saloon Engine 18E	899205	Outer Joint		33	25	52	109	61					
	1987.09- 1990.08	MT		F	Saloon Engine 18E	844056	Outer Joint	29T	33	25	52	109	61					
	1987.09- 1990.08	MT		F	Saloon Engine 18E	644002	Inner Joint		34	25	35	56.2	85.6					
1.8 i (66 kW)	1990.09- 1991.08	MT		F	Saloon Engine 18SV/C18NT/C18NZ	844057	Outer Joint	43T	33	25	52	109	61					
	1990.09- 1991.08	MT		F	Saloon Engine 18SV/C18NT/C18NZ	899205	Outer Joint		33	25	52	109	61					
	1990.09- 1991.08	MT		F	Saloon Engine 18SV/C18NT/C18NZ	844056	Outer Joint	29T	33	25	52	109	61					
	1990.09- 1991.08	MT		F	Saloon Engine 18SV/C18NT/C18NZ	644002	Inner Joint		34	25	35	56.2	85.6					
1.8 i (74 kW)	1985.10- 1986.08	MT		F	Saloon Engine C18NE	844057	Outer Joint	43T	33	25	52	109	61					
	1985.10- 1986.08	MT		F	Saloon Engine C18NE	899205	Outer Joint		33	25	52	109	61					
	1985.10- 1986.08	MT		F	Saloon Engine C18NE	844056	Outer Joint	29T	33	25	52	109	61					
	1985.10- 1986.08	MT		F	Saloon Engine C18NE	644002	Inner Joint		34	25	35	56.2	85.6					
1.8 i (85 kW)	1984.09- 1986.08	MT		F	Saloon Engine 18E	844057	Outer Joint	43T	33	25	52	109	61					
	1984.09- 1986.08	MT		F	Saloon Engine 18E	899205	Outer Joint		33	25	52	109	61					
	1984.09- 1986.08	MT		F	Saloon Engine 18E	844056	Outer Joint	29T	33	25	52	109	61					
	1984.09- 1986.08	MT		F	Saloon Engine 18E	644002	Inner Joint		34	25	35	56.2	85.6					
1.8 S (62 kW)	1987.09- 1991.08	MT		F	Saloon Engine E18NV	844057	Outer Joint	43T	33	25	52	109	61					
	1987.09- 1991.08	MT		F	Saloon Engine E18NV	899205	Outer Joint		33	25	52	109	61					
	1987.09- 1991.08	MT		F	Saloon Engine E18NV	844056	Outer Joint	29T	33	25	52	109	61					
	1987.09- 1991.08	MT		F	Saloon Engine E18NV	644002	Inner Joint		34	25	35	56.2	85.6					
2.0 i (85 kW)	1987.03- 1991.08	MT		F	Saloon Engine 20NE	844057	Outer Joint	43T	33	25	52	109	61					
	1987.03- 1991.08	MT		F	Saloon Engine 20NE	899205	Outer Joint		33	25	52	109	61					
	1987.03- 1991.08	MT		F	Saloon Engine 20NE	844056	Outer Joint	29T	33	25	52	109	61					
	1987.03- 1991.08	MT		F	Saloon Engine 20NE	644002	Inner Joint		34	25	35	56.2	85.6					





	 YEAR	TRANSM	L/R	F/R	REMARKS	GSP Ref.	 PRODUCT	 ABS	Technical Specifications								
									A	B	C	H	L	P			
OPEL																	
KADETT E (39_, 49_)																	
2.0 i CAT (85 kW)	1987.03- 1991.08	MT		F	Saloon Engine C20NE	844057	Outer Joint	43T	33	25	52	109	61	O			
	1987.03- 1991.08	MT		F	Saloon Engine C20NE	899205	Outer Joint		33	25	52	109	61	O			
	1987.03- 1991.08	MT		F	Saloon Engine C20NE	844056	Outer Joint	29T	33	25	52	109	61	O			
	1987.03- 1991.08	MT		F	Saloon Engine C20NE	644002	Inner Joint		34	25	35	56.2	85.6				
KADETT E (43B_)																	
1.3 S (55 kW)	1987.03- 1993.02	MT		F	Convertible Engine 13S	644004	Inner Joint		22	22	34.95	57.5	72.5				
	1987.03- 1993.02	MT/AT		F	Convertible Engine 13S	844041	Outer Joint		22	22	52	95	50	O			
	1987.03- 1993.02	MT		F	Convertible Engine 13S	844051	Outer Joint	29T	22	22	52	95	50.5	O			
1.4 i (44 kW)	1990.01- 1991.08	MT		F	Convertible Engine C14NZ	644004	Inner Joint		22	22	34.95	57.5	72.5				
	1990.01- 1991.08	MT		F	Convertible Engine C14NZ	844041	Outer Joint		22	22	52	95	50	O			
	1990.01- 1991.08	MT		F	Convertible Engine C14NZ	844051	Outer Joint	29T	22	22	52	95	50.5	O			
1.6 i (55 kW)	1986.10- 1993.02	AT		F	Convertible Engine E16NZ	844057	Outer Joint	43T	33	25	52	109	61	O			
	1986.10- 1993.02	MT		F	Convertible Engine E16NZ	644004	Inner Joint		22	22	34.95	57.5	72.5				
	1986.10- 1993.02	MT/AT		F	Convertible Engine E16NZ	844041	Outer Joint		22	22	52	95	50	O			
	1986.10- 1993.02	MT		F	Convertible Engine E16NZ	844051	Outer Joint	29T	22	22	52	95	50.5	O			
1.6 i (60 kW)	1989.07- 1993.02	MT		F	Convertible Engine 16SV	899205	Outer Joint		33	25	52	109	61	O			
	1989.07- 1993.02	MT		F	Convertible Engine 16SV	644001	Inner Joint		34	22	35	56.2	76				
1.6 i CAT (55 kW)	1987.10- 1993.02	AT		F	Convertible Engine C16LZ/C16NZ	844057	Outer Joint	43T	33	25	52	109	61	O			
	1987.10- 1993.02	MT		F	Convertible Engine C16LZ/C16NZ	644004	Inner Joint		22	22	34.95	57.5	72.5				
	1987.10- 1993.02	MT/AT		F	Convertible Engine C16LZ/C16NZ	844041	Outer Joint		22	22	52	95	50	O			
	1987.10- 1993.02	MT		F	Convertible Engine C16LZ/C16NZ	844051	Outer Joint	29T	22	22	52	95	50.5	O			
2.0 i (85 kW)	1986.10- 1993.02	MT		F	Convertible Engine 20NE	844057	Outer Joint	43T	33	25	52	109	61	O			
	1986.10- 1993.02	MT		F	Convertible Engine 20NE	899205	Outer Joint		33	25	52	109	61	O			
	1986.10- 1993.02	MT		F	Convertible Engine 20NE	844056	Outer Joint	29T	33	25	52	109	61	O			
	1986.10- 1993.02	MT		F	Convertible Engine 20NE	644002	Inner Joint		34	25	35	56.2	85.6				
2.0 i CAT (85 kW)	1986.10- 1993.02	MT		F	Convertible Engine C20NE	844057	Outer Joint	43T	33	25	52	109	61	O			
	1986.10- 1993.02	MT		F	Convertible Engine C20NE	899205	Outer Joint		33	25	52	109	61	O			
	1986.10- 1993.02	MT		F	Convertible Engine C20NE	844056	Outer Joint	29T	33	25	52	109	61	O			
	1986.10- 1993.02	MT		F	Convertible Engine C20NE	644002	Inner Joint		34	25	35	56.2	85.6				
KADETT E COMBO (38_, 48_)																	
1.3 N (44 kW)	1986.01- 1989.12	MT		F	Box Engine 13N	644004	Inner Joint		22	22	34.95	57.5	72.5				
	1986.01- 1989.12	MT/AT		F	Box Engine 13N	844041	Outer Joint		22	22	52	95	50	O			
	1986.01- 1989.12	MT		F	Box Engine 13N	844051	Outer Joint	29T	22	22	52	95	50.5	O			
1.3 S (55 kW)	1986.01- 1989.12	MT		F	Box Engine 13S	644004	Inner Joint		22	22	34.95	57.5	72.5				
	1986.01- 1989.12	MT/AT		F	Box Engine 13S	844041	Outer Joint		22	22	52	95	50	O			
	1986.01- 1989.12	MT		F	Box Engine 13S	844051	Outer Joint	29T	22	22	52	95	50.5	O			
1.4 i (44 kW)	1991.08- 1994.07	MT		F	Box Engine C14NZ	844041	Outer Joint		22	22	52	95	50	O			
	1991.08- 1994.07	MT		F	Box Engine C14NZ	844051	Outer Joint	29T	22	22	52	95	50.5	O			
1.4 S (55 kW)	1989.07- 1991.08	MT		F	Box Engine 14NV	844041	Outer Joint		22	22	52	95	50	O			
	1989.07- 1991.08	MT		F	Box Engine 14NV	844051	Outer Joint	29T	22	22	52	95	50.5	O			
1.6 (60 kW)	1986.09- 1991.12	MT		F	Box Engine 16SV	899205	Outer Joint		33	25	52	109	61	O			
	1986.09- 1991.12	MT		F	Box Engine 16SV	644001	Inner Joint		34	22	35	56.2	76				
1.6 D (40 kW)	1986.01- 1989.12	MT		F	Box Engine 16DA	844057	Outer Joint	43T	33	25	52	109	61	O			
	1986.01- 1989.12	MT		F	Box Engine 16DA	899205	Outer Joint		33	25	52	109	61	O			
	1986.01- 1989.12	MT		F	Box Engine 16DA	644001	Inner Joint		34	22	35	56.2	76				
	1986.01- 1989.12	MT		F	Box Engine 16DA	644004	Inner Joint		22	22	34.95	57.5	72.5				
	1986.01- 1989.12	MT		F	Box Engine 16DA	844056	Outer Joint	29T	33	25	52	109	61	O			
1.6 i (55 kW)	1991.08- 1994.07	MT		F	Box Engine C16NZ	844041	Outer Joint		22	22	52	95	50	O			
	1991.08- 1994.07	MT		F	Box Engine C16NZ	844051	Outer Joint	29T	22	22	52	95	50.5	O			
1.7 D (42 kW)	1989.01- 1994.07	MT		F	Box Engine 17D	844057	Outer Joint	43T	33	25	52	109	61	O			
	1989.01- 1994.07	MT		F	Box Engine 17D	899205	Outer Joint		33	25	52	109	61	O			
	1989.01- 1994.07	MT		F	Box Engine 17D	844056	Outer Joint	29T	33	25	52	109	61	O			
	1989.01- 1994.07	MT		F	Box Engine 17D	644002	Inner Joint		34	25	35	56.2	85.6				
1.7 D (44 kW)	1992.07- 1994.07	MT		F	Box Engine 17DR	899205	Outer Joint		33	25	52	109	61	O			
	1992.07- 1994.07	MT		F	Box Engine 17DR	844056	Outer Joint	29T	33	25	52	109	61	O			
MERIVA																	
1.3 CDTi (51 kW)	2005.04- 2010.05			F	MPV Engine Y13DT/Z13DT	644009	Inner Joint		22	23	35	57.5	96				
1.3 CDTi (55 kW)	2003.09- 2010.05			F	MPV Engine Z13DTJ	844002	Outer Joint	29T	22	23	52	97.5	61	M			
1.4 16V Twinport (66 kW)	2004.07- 2010.05			F	MPV Engine Z14XEP	844020	Outer Joint	29T	22	28	52	97.5	57.5	O			
1.6 (64 kW)	2003.05- 2010.05			F	MPV Engine Z16SE	844020	Outer Joint	29T	22	28	52	97.5	57.5	O			
	2003.05- 2010.05			F	MPV Engine Z16SE	844005	Outer Joint	29T	22	22	52	97.5	58.5	M			





	 YEAR	TRANSM	L/R	F/R	REMARKS	GSP Ref.	 PRODUCT	 ABS	Technical Specifications					
									A	B	C	H	L	P
OPEL MERIVA														
1.6 16V (74 kW)	2003.05- 2006.01			F	MPV Engine Z16XE	844020	Outer Joint	29T	22	28	52	97.5	57.5	O
	2003.05- 2006.01			F	MPV Engine Z16XE	844005	Outer Joint	29T	22	22	52	97.5	58.5	M
1.7 CDTi (74 kW)	2003.09- 2010.05			F	MPV Engine Z17DT/Z17DTH	844004	Outer Joint	29T	33	24	52	104	64	M
1.7 DTi (55 kW)	2003.09- 2010.05			F	MPV Engine Y17DT	844002	Outer Joint	29T	22	23	52	97.5	61	M
	2003.09- 2010.05			F	MPV Engine Y17DT	644009	Inner Joint		22	23	35	57.5	96	
1.8 (92 kW)	2003.05- 2010.05			F	MPV Engine Z18XE	844002	Outer Joint	29T	22	23	52	97.5	61	M
	2003.05- 2010.05			F	MPV Engine Z18XE	644009	Inner Joint		22	23	35	57.5	96	
MOVANO (F9)														
1.9 DTi (59 kW)	2000.09- 2001.10	MT	L	F	Box Engine F9Q770	244005	Drive Shaft	51T	28	37.1	65	96	670	
	2000.09- 2001.10	MT	L	F	Box Engine F9Q770	250246	Drive Shaft		28	37.1	65	96	644	
	2000.09- 2001.10	MT	L	F	Box Engine F9Q770	250010	Drive Shaft		28	37.1	67.1	93.5	669	
	2000.09- 2001.10	MT	R	F	Box Engine F9Q770	244022	Drive Shaft		28	39	67.1	93.5	1147	
	2000.09- 2001.10	MT	L	F	Box Engine F9Q770	250058	Drive Shaft	51T	28	37.1	65	96	644	
	2000.09- 2001.10	MT	R	F	Box Engine F9Q770	244017	Drive Shaft	51T	28	39	67.1	93.5	1147	
	2000.09- 2001.10	MT	R	F	Box Engine F9Q770	244021	Drive Shaft		28	39	65	96	1126	
	2000.09- 2001.10	MT	R	F	Box Engine F9Q770	250060	Drive Shaft	51T	28	39	65	96	1126	
1.9 DTi (60 kW)	2001.10-	MT	L	F	Box Engine F9Q772/F9Q774	244005	Drive Shaft	51T	28	37.1	65	96	670	
	2001.10-	MT	L	F	Box Engine F9Q772/F9Q774	250246	Drive Shaft		28	37.1	65	96	644	
	2001.10-	MT	L	F	Box Engine F9Q772/F9Q774	250010	Drive Shaft		28	37.1	67.1	93.5	669	
	2001.10-	MT	R	F	Box Engine F9Q772/F9Q774	244022	Drive Shaft		28	39	67.1	93.5	1147	
	2001.10-	MT	L	F	Box Engine F9Q772/F9Q774	250058	Drive Shaft	51T	28	37.1	65	96	644	
	2001.10-	MT	R	F	Box Engine F9Q772/F9Q774	244017	Drive Shaft	51T	28	39	67.1	93.5	1147	
	2001.10-	MT	R	F	Box Engine F9Q772/F9Q774	244021	Drive Shaft		28	39	65	96	1126	
	2001.10-	MT	R	F	Box Engine F9Q772/F9Q774	250060	Drive Shaft	51T	28	39	65	96	1126	
2.2 DTi (66 kW)	2000.09-	MT	L	F	Box Engine G9T720/G9T722/G9T750	244005	Drive Shaft	51T	28	37.1	65	96	670	
	2000.09-	MT	L	F	Box Engine G9T720/G9T722/G9T750	250010	Drive Shaft		28	37.1	67.1	93.5	669	
	2000.09-	MT	R	F	Box Engine G9T720/G9T722/G9T750	250214	Drive Shaft		28	39	65	96	1132	
	2000.09-	MT	R	F	Box Engine G9T720/G9T722/G9T750	244016	Drive Shaft	51T	28	39	65	96	1132	
2.5 D (59 kW)	1999.01- 2000.09	MT	L	F	Box Engine S8U770/S8U772	244005	Drive Shaft	51T	28	37.1	65	96	670	
	1999.01- 2000.09	MT	R	F	Box Engine S8U770/S8U772	244004	Drive Shaft	51T	28	39	67.1	93.5	1118	
	1999.01- 2000.09	MT	L	F	Box Engine S8U770/S8U772	250010	Drive Shaft		28	37.1	67.1	93.5	669	
	1999.01- 2000.09	MT	R	F	Box Engine S8U770/S8U772	250011	Drive Shaft		28	39	67.1	93.5	1118	
	1999.01- 2000.09	MT		F	Box Engine S8U770/S8U772	844008	Outer Joint	51T	28	27	67.1	93.5	64.5	I
2.5 DTi (84 kW)	2001.10-	MT	L	F	Box Engine G9U720/G8U724/G9U754	244012	Drive Shaft		28	37.1	65	96	663	
	2001.10-	MT	R	F	Box Engine G9U720/G8U724/G9U754	250249	Drive Shaft		28	39	65	96	1144	
	2001.10-	MT	L	F	Box Engine G9U720/G8U724/G9U754	250166	Drive Shaft	51T	28	37.1	65	96	663	
	2001.10-	MT	R	F	Box Engine G9U720/G8U724/G9U754	299151	Drive Shaft	51T	28	39	65	96	1144	
2.8 DTi (84 kW)	1999.01- 2001.10	MT	L	F	Box Engine S9W700/S9W702	244005	Drive Shaft	51T	28	37.1	65	96	670	
	1999.01- 2001.10	MT	R	F	Box Engine S9W700/S9W702	244004	Drive Shaft	51T	28	39	67.1	93.5	1118	
	1999.01- 2001.10	MT	L	F	Box Engine S9W700/S9W702	250010	Drive Shaft		28	37.1	67.1	93.5	669	
	1999.01- 2001.10	MT	R	F	Box Engine S9W700/S9W702	250011	Drive Shaft		28	39	67.1	93.5	1118	
	1999.01- 2001.10	MT		F	Box Engine S9W700/S9W702	844008	Outer Joint	51T	28	27	67.1	93.5	64.5	I
MOVANO (H9)														
2.2 DTi (66 kW)	2000.09-	MT	L	F	Dumptruck Engine G9T720/G9T722/G9T750	244005	Drive Shaft	51T	28	37.1	65	96	670	
	2000.09-	MT	R	F	Dumptruck Engine G9T720/G9T722/G9T750	244004	Drive Shaft	51T	28	39	67.1	93.5	1118	
	2000.09-	MT	L	F	Dumptruck Engine G9T720/G9T722/G9T750	250010	Drive Shaft		28	37.1	67.1	93.5	669	
	2000.09-	MT	R	F	Dumptruck Engine G9T720/G9T722/G9T750	250011	Drive Shaft		28	39	67.1	93.5	1118	
2.5 D (59 kW)	1999.01- 2000.09	MT	L	F	Dumptruck Engine S8U770/S8U772	244005	Drive Shaft	51T	28	37.1	65	96	670	
	1999.01- 2000.09	MT	R	F	Dumptruck Engine S8U770/S8U772	244004	Drive Shaft	51T	28	39	67.1	93.5	1118	
	1999.01- 2000.09	MT	L	F	Dumptruck Engine S8U770/S8U772	250010	Drive Shaft		28	37.1	67.1	93.5	669	
	1999.01- 2000.09	MT	R	F	Dumptruck Engine S8U770/S8U772	250011	Drive Shaft		28	39	67.1	93.5	1118	
	1999.01- 2000.09	MT		F	Dumptruck Engine S8U770/S8U772	844008	Outer Joint	51T	28	27	67.1	93.5	64.5	I
2.8 DTi (84 kW)	1999.01- 2001.10	MT	L	F	Dumptruck Engine S9W700/S9W702	244005	Drive Shaft	51T	28	37.1	65	96	670	
	1999.01- 2001.10	MT	R	F	Dumptruck Engine S9W700/S9W702	244004	Drive Shaft	51T	28	39	67.1	93.5	1118	
	1999.01- 2001.10	MT	L	F	Dumptruck Engine S9W700/S9W702	250010	Drive Shaft		28	37.1	67.1	93.5	669	
	1999.01- 2001.10	MT	R	F	Dumptruck Engine S9W700/S9W702	250011	Drive Shaft		28	39	67.1	93.5	1118	
	1999.01- 2001.10	MT		F	Dumptruck Engine S9W700/S9W702	844008	Outer Joint	51T	28	27	67.1	93.5	64.5	I
MOVANO (J9)														
1.9 DTi (59 kW)	2000.09- 2001.10	MT	L	F	Bus Engine F9Q770	244005	Drive Shaft	51T	28	37.1	65	96	670	
	2000.09- 2001.10	MT	L	F	Bus Engine F9Q770	250246	Drive Shaft		28	37.1	65	96	644	
	2000.09- 2001.10	MT	R	F	Bus Engine F9Q770	244022	Drive Shaft		28	39	67.1	93.5	1147	
	2000.09- 2001.10	MT	L	F	Bus Engine F9Q770	250010	Drive Shaft		28	37.1	67.1	93.5	669	





	 YEAR	TRANSM	L/R	F/R	REMARKS	GSP Ref.	 PRODUCT	 ABS	Technical Specifications					
									A	B	C	H	L	P
OPEL														
MOVANO (J9)														
1.9 DTi (59 kW)	2000.09- 2001.10	MT	L	F	Bus Engine F9Q770	250058	Drive Shaft	51T	28	37.1	65	96	644	
	2000.09- 2001.10	MT	R	F	Bus Engine F9Q770	244017	Drive Shaft	51T	28	39	67.1	93.5	1147	
	2000.09- 2001.10	MT	R	F	Bus Engine F9Q770	244021	Drive Shaft		28	39	65	96	1126	
	2000.09- 2001.10	MT	R	F	Bus Engine F9Q770	250060	Drive Shaft	51T	28	39	65	96	1126	
1.9 DTi (60 kW)	2001.10-	MT	L	F	Bus Engine F9Q772/F9Q774	244005	Drive Shaft	51T	28	37.1	65	96	670	
	2001.10-	MT	L	F	Bus Engine F9Q772/F9Q774	250246	Drive Shaft		28	37.1	65	96	644	
	2001.10-	MT	R	F	Bus Engine F9Q772/F9Q774	244022	Drive Shaft		28	39	67.1	93.5	1147	
	2001.10-	MT	L	F	Bus Engine F9Q772/F9Q774	250010	Drive Shaft		28	37.1	67.1	93.5	669	
	2001.10-	MT	L	F	Bus Engine F9Q772/F9Q774	250058	Drive Shaft	51T	28	37.1	65	96	644	
	2001.10-	MT	R	F	Bus Engine F9Q772/F9Q774	244017	Drive Shaft	51T	28	39	67.1	93.5	1147	
	2001.10-	MT	R	F	Bus Engine F9Q772/F9Q774	244021	Drive Shaft		28	39	65	96	1126	
	2001.10-	MT	R	F	Bus Engine F9Q772/F9Q774	250060	Drive Shaft	51T	28	39	65	96	1126	
2.2 DTi (66 kW)	2000.09-	MT	L	F	Bus Engine G9T720/G9T722/G9T750	244005	Drive Shaft	51T	28	37.1	65	96	670	
	2000.09-	MT	L	F	Bus Engine G9T720/G9T722/G9T750	250010	Drive Shaft		28	37.1	67.1	93.5	669	
	2000.09-	MT	R	F	Bus Engine G9T720/G9T722/G9T750	250214	Drive Shaft		28	39	65	96	1132	
	2000.09-	MT	R	F	Bus Engine G9T720/G9T722/G9T750	244016	Drive Shaft	51T	28	39	65	96	1132	
2.5 D (59 kW)	1998.07- 2000.09	MT	L	F	Bus Engine S8U770/S8U772	244005	Drive Shaft	51T	28	37.1	65	96	670	
	1998.07- 2000.09	MT	R	F	Bus Engine S8U770/S8U772	244004	Drive Shaft	51T	28	39	67.1	93.5	1118	
	1998.07- 2000.09	MT	L	F	Bus Engine S8U770/S8U772	250010	Drive Shaft		28	37.1	67.1	93.5	669	
	1998.07- 2000.09	MT	R	F	Bus Engine S8U770/S8U772	250011	Drive Shaft		28	39	67.1	93.5	1118	
2.5 DTi (84 kW)	2001.10-	MT	L	F	Bus Engine G9U720/G9U724/G9U750/G9U754	244012	Drive Shaft		28	37.1	65	96	663	
	2001.10-	MT	R	F	Bus Engine G9U720/G9U724/G9U750/G9U754	250249	Drive Shaft		28	39	65	96	1144	
	2001.10-	MT	L	F	Bus Engine G9U720/G9U724/G9U750/G9U754	250166	Drive Shaft	51T	28	37.1	65	96	663	
	2001.10-	MT	R	F	Bus Engine G9U720/G9U724/G9U750/G9U754	299151	Drive Shaft	51T	28	39	65	96	1144	
2.8 DTi (84 kW)	1998.07- 2001.10	MT	L	F	Bus Engine S9W700/S9W702	244005	Drive Shaft	51T	28	37.1	65	96	670	
	1998.07- 2001.10	MT	R	F	Bus Engine S9W700/S9W702	244004	Drive Shaft	51T	28	39	67.1	93.5	1118	
	1998.07- 2001.10	MT	L	F	Bus Engine S9W700/S9W702	250010	Drive Shaft		28	37.1	67.1	93.5	669	
	1998.07- 2001.10	MT	R	F	Bus Engine S9W700/S9W702	250011	Drive Shaft		28	39	67.1	93.5	1118	
	1998.07- 2001.10	MT		F	Bus Engine S9W700/S9W702	844008	Outer Joint	51T	28	27	67.1	93.5	64.5	I
MOVANO (U9, E9)														
2.2 DTi (66 kW)	2000.09-	MT	L	F	Platform/Chassis Engine G9T720/G9T722/G9T750	244005	Drive Shaft	51T	28	37.1	65	96	670	
	2000.09-	MT	L	F	Platform/Chassis Engine G9T720/G9T722/G9T750	250010	Drive Shaft		28	37.1	67.1	93.5	669	
	2000.09-	MT	R	F	Platform/Chassis Engine G9T720/G9T722/G9T750	250214	Drive Shaft		28	39	65	96	1132	
	2000.09-	MT	R	F	Platform/Chassis Engine G9T720/G9T722/G9T750	244016	Drive Shaft	51T	28	39	65	96	1132	
2.5 D (59 kW)	1998.07- 2000.09	MT	L	F	Platform/Chassis Engine S8U770/S8U772	244005	Drive Shaft	51T	28	37.1	65	96	670	
	1998.07- 2000.09	MT	R	F	Platform/Chassis Engine S8U770/S8U772	244004	Drive Shaft	51T	28	39	67.1	93.5	1118	
	1998.07- 2000.09	MT	L	F	Platform/Chassis Engine S8U770/S8U772	250010	Drive Shaft		28	37.1	67.1	93.5	669	
	1998.07- 2000.09	MT	R	F	Platform/Chassis Engine S8U770/S8U772	250011	Drive Shaft		28	39	67.1	93.5	1118	
	1998.07- 2000.09	MT		F	Platform/Chassis Engine S8U770/S8U772	844008	Outer Joint	51T	28	27	67.1	93.5	64.5	I
2.5 DTi (84 kW)	2001.10-	MT	L	F	Platform/Chassis Engine G9U720/G9U724/G9U750/G9U754	244012	Drive Shaft		28	37.1	65	96	663	
	2001.10-	MT	R	F	Platform/Chassis Engine G9U720/G9U724/G9U750/G9U754	250249	Drive Shaft		28	39	65	96	1144	
	2001.10-	MT	L	F	Platform/Chassis Engine G9U720/G9U724/G9U750/G9U754	250166	Drive Shaft	51T	28	37.1	65	96	663	
	2001.10-	MT	R	F	Platform/Chassis Engine G9U720/G9U724/G9U750/G9U754	299151	Drive Shaft	51T	28	39	65	96	1144	
2.8 DTi (84 kW)	1998.07- 2001.10	MT	L	F	Platform/Chassis Engine S9W700/S9W702	244005	Drive Shaft	51T	28	37.1	65	96	670	
	1998.07- 2001.10	MT	R	F	Platform/Chassis Engine S9W700/S9W702	244004	Drive Shaft	51T	28	39	67.1	93.5	1118	
	1998.07- 2001.10	MT	L	F	Platform/Chassis Engine S9W700/S9W702	250010	Drive Shaft		28	37.1	67.1	93.5	669	
	1998.07- 2001.10	MT	R	F	Platform/Chassis Engine S9W700/S9W702	250011	Drive Shaft		28	39	67.1	93.5	1118	
	1998.07- 2001.10	MT		F	Platform/Chassis Engine S9W700/S9W702	844008	Outer Joint	51T	28	27	67.1	93.5	64.5	I
OMEGA A (16_, 17_, 19_)														
2.0 (73 kW)	1990.09- 1994.03			R	Saloon Engine C20NEJ	648002	Inner Joint			28		32		
2.0 (74 kW)	1990.09- 1994.03			R	Saloon Engine C20NEF	648002	Inner Joint			28		32		
2.0 (90 kW)	1986.09- 1994.03			R	Saloon Engine 20SE	648002	Inner Joint			28		32		
2.0 i (85 kW)	1986.09- 1994.03			R	Saloon Engine C20NE	648002	Inner Joint			28		32		
2.3 TD (66 kW)	1986.10- 1988.08			R	Saloon Engine 23YDT	648002	Inner Joint			28		32		
2.3 TD Interc. (74 kW)	1988.08- 1994.03			R	Saloon Engine 23DTR	648002	Inner Joint			28		32		
2.4 i (92 kW)	1988.09- 1994.03			R	Saloon Engine C24NE	648002	Inner Joint			28		32		
2.6 i (110 kW)	1990.09- 1994.03			R	Saloon Engine C26NE	648002	Inner Joint			28		32		
3.0 (115 kW)	1987.03- 1987.12			R	Saloon Engine C30LE	648002	Inner Joint			28		32		
3.0 (130 kW)	1987.03- 1990.09			R	Saloon Engine 30NE	648002	Inner Joint			28		32		
3.0 24V (147 kW)	1989.09- 1994.03			R	Saloon Engine C30SEJ	648002	Inner Joint			28		32		
3.0 24V (150 kW)	1989.09- 1994.03			R	Saloon Engine C30SE	648002	Inner Joint			28		32		





	 YEAR	TRANSM	L/R	F/R	REMARKS	GSP Ref.	 PRODUCT	 ABS	Technical Specifications						
									A	B	C	H	L	P	
OPEL															
OMEGA A (66_, 67_)															
2.0 (74 kW)	1990.09- 1994.03			R	Estate Engine C20NEF	648002	Inner Joint			28		32			
2.0 (90 kW)	1986.09- 1994.03			R	Estate Engine 20SE	648002	Inner Joint			28		32			
2.0 i (85 kW)	1986.09- 1994.03			R	Estate Engine C20NE	648002	Inner Joint			28		32			
2.3 TD (66 kW)	1986.09- 1988.08			R	Estate Engine 23YDT	648002	Inner Joint			28		32			
2.3 TD Interc. (74 kW)	1988.09- 1994.03			R	Estate Engine 23DTR	648002	Inner Joint			28		32			
2.4 i (92 kW)	1988.09- 1994.03			R	Estate Engine C24NE	648002	Inner Joint			28		32			
2.6 i (110 kW)	1990.09- 1994.03			R	Estate Engine C26NE	648002	Inner Joint			28		32			
3.0 (115 kW)	1987.03- 1994.03			R	Estate Engine C30LE	648002	Inner Joint			28		32			
3.0 (130 kW)	1987.03- 1990.09			R	Estate Engine 30NE	648002	Inner Joint			28		32			
3.0 24V (147 kW)	1989.09- 1994.03			R	Estate Engine C30SEJ	648002	Inner Joint			28		32			
SENATOR A (29_)															
3.0 (115 kW)	1985.09- 1987.08			R	Saloon Engine C30LE	648002	Inner Joint			28		32			
SENATOR B (29_)															
3.0 (115 kW)	1987.09- 1993.09			R	Saloon Engine C30LE	648002	Inner Joint			28		32			
3.0 (130 kW)	1988.01- 1990.09			R	Saloon Engine 30NE	648002	Inner Joint			28		32			
3.0 24V (150 kW)	1989.09- 1993.09			R	Saloon Engine C30SE	648002	Inner Joint			28		32			
SIGNUM															
1.8 (103 kW)	2005.11- 2007.01			F	Hatchback Engine Z18XER	821038	Outer Joint		30	24	52	94	64	M	
	2005.11- 2007.01			F	Hatchback Engine Z18XER	817007	Outer Joint		30	25	52.5	105	62	O	
1.8 (90 kW)	2004.07- 2006.01			F	Hatchback Engine Z18XE	821038	Outer Joint		30	24	52	94	64	M	
	2004.07- 2006.01			F	Hatchback Engine Z18XE	817007	Outer Joint		30	25	52.5	105	62	O	
1.9 CDTi (110 kW)	2004.04-	AT	L/R	F	Hatchback Engine Z19DTH	244080	Drive Shaft		30	27	53.8	94.5	591		
	2004.04-	MT	R	F	Hatchback Engine Z19DTH	221032	Drive Shaft		30	27	53.8	94.5	605		
	2004.04-	MT/AT		F	Hatchback Engine Z19DTH	817051	Outer Joint		30	26	53.8	94.5	65.5	M	
	2004.04-	MT	L	F	Hatchback Engine Z19DTH	221032	Drive Shaft		30	27	53.8	94.5	605		
1.9 CDTi (74 kW)	2005.08-	MT	R	F	Hatchback Engine Z19DT	221032	Drive Shaft		30	27	53.8	94.5	605		
	2005.08-	MT/AT		F	Hatchback Engine Z19DT	817051	Outer Joint		30	26	53.8	94.5	65.5	M	
	2005.08-	MT	L	F	Hatchback Engine Z19DT	221032	Drive Shaft		30	27	53.8	94.5	605		
1.9 CDTi (88 kW)	2004.04-	MT	R	F	Hatchback Engine Z19DT	221032	Drive Shaft		30	27	53.8	94.5	605		
	2004.04-	MT		F	Hatchback Engine Z19DT	817051	Outer Joint		30	26	53.8	94.5	65.5	M	
	2004.04-	MT	L	F	Hatchback Engine Z19DT	221032	Drive Shaft		30	27	53.8	94.5	605		
2.0 DTi (74 kW)	2003.05-			F	Hatchback Engine Y20DTH	817007	Outer Joint		30	25	52.5	105	62	O	
2.0 Turbo (129 kW)	2003.05-	MT	L/R	F	Hatchback Engine Z20NET	221032	Drive Shaft		30	27	53.8	94.5	605		
	2003.05-	MT		F	Hatchback Engine Z20NET	817051	Outer Joint		30	26	53.8	94.5	65.5	M	
2.2 Direct (114 kW)	2003.05-			F	Hatchback Engine Z22YH	817007	Outer Joint		30	25	52.5	105	62	O	
2.2 DTi (92 kW)	2003.05-	MT	L/R	F	Hatchback Engine Y22DTR	221032	Drive Shaft		30	27	53.8	94.5	605		
	2003.05-	MT		F	Hatchback Engine Y22DTR	817051	Outer Joint		30	26	53.8	94.5	65.5	M	
3.0 V6 CDTi (130 kW)	2003.05-	MT	L/R	F	Hatchback Engine Y30DT	221032	Drive Shaft		30	27	53.8	94.5	605		
	2003.05-	MT		F	Hatchback Engine Y30DT	817051	Outer Joint		30	26	53.8	94.5	65.5	M	
3.2 V6 (155 kW)	2003.05-	MT	L/R	F	Hatchback Engine Z32SE	221032	Drive Shaft		30	27	53.8	94.5	605		
	2003.05-	MT		F	Hatchback Engine Z32SE	817051	Outer Joint		30	26	53.8	94.5	65.5	M	
TIGRA (95_)															
1.4 16V (63 kW)	1997.08- 2000.12	MT		F	Coupe Engine X14XE	644003	Inner Joint		22	28	34.95	57.5	83.5		
	1997.08- 2000.12		L	F	Coupe Engine X14XE	244001	Drive Shaft	29T	22	22	52	95	573		
	1997.08- 2000.12		R	F	Coupe Engine X14XE	260002	Drive Shaft	29T	22	22	52	95	926		
1.4 16V (66 kW)	1994.07- 2000.12	MT		F	Coupe Engine X14XE	644003	Inner Joint		22	28	34.95	57.5	83.5		
	1994.07- 2000.12	MT	L	F	Coupe Engine X14XE	244001	Drive Shaft	29T	22	22	52	95	573		
	1994.07- 2000.12	MT		F	Coupe Engine X14XE	844020	Outer Joint	29T	22	28	52	97.5	57.5	O	
	1994.07- 2000.12	MT	R	F	Coupe Engine X14XE	260002	Drive Shaft	29T	22	22	52	95	926		
1.6 16V (78 kW)	1994.07- 1998.08	MT		F	Coupe Engine X16XE	644004	Inner Joint		22	22	34.95	57.5	72.5		
TIGRA TWINTOP															
1.3 CDTi (51 kW)	2004.06-	MT/AT	L	F	Convertible Engine Z13DT	244027	Drive Shaft	29T	22	22	52	98	580		
	2004.06-			F	Convertible Engine Z13DT	844020	Outer Joint	29T	22	28	52	97.5	57.5	O	
	2004.06-		R	F	Convertible Engine Z13DT	244075	Drive Shaft	29T	22	22	52	97.5	926		
	2004.06-			F	Convertible Engine Z13DT	644009	Inner Joint		22	23	35	57.5	96		
	2004.06-	MT/AT	R	F	Convertible Engine Z13DT	244026	Drive Shaft	29T	22	22	52	98	930		
	2004.06-		L	F	Convertible Engine Z13DT	244045	Drive Shaft	29T	22	22	52	97	579		
1.4 (66 kW)	2006.11- 2008.03	MT/AT	L	F	Convertible Engine Z14XEP	244027	Drive Shaft	29T	22	22	52	98	580		
	2006.11- 2008.03			F	Convertible Engine Z14XEP	844020	Outer Joint	29T	22	28	52	97.5	57.5	O	
	2006.11- 2008.03		R	F	Convertible Engine Z14XEP	244075	Drive Shaft	29T	22	22	52	97.5	926		
	2006.11- 2008.03	MT/AT	R	F	Convertible Engine Z14XEP	244026	Drive Shaft	29T	22	22	52	98	930		
	2006.11- 2008.03		L	F	Convertible Engine Z14XEP	244045	Drive Shaft	29T	22	22	52	97	579		





	 YEAR	TRANSM	L/R	F/R	REMARKS	GSP Ref.	 PRODUCT	 ABS	Technical Specifications					
									A	B	C	H	L	P
OPEL														
TIGRA TWINTOP														
1.8 (92 kW)	2006.11- 2008.03		L	F	Convertible Engine Z18XE	244027	Drive Shaft	29T	22	22	52	98	580	
	2006.11- 2008.03			F	Convertible Engine Z18XE	844002	Outer Joint	29T	22	23	52	97.5	61	M
	2006.11- 2008.03		R	F	Convertible Engine Z18XE	244075	Drive Shaft	29T	22	22	52	97.5	926	
	2006.11- 2008.03			F	Convertible Engine Z18XE	644009	Inner Joint		22	23	35	57.5	96	
	2006.11- 2008.03		R	F	Convertible Engine Z18XE	244026	Drive Shaft	29T	22	22	52	98	930	
2006.11- 2008.03		L	F	Convertible Engine Z18XE	244045	Drive Shaft	29T	22	22	52	97	579		
VECTRA A (86_, 87_)														
1.4 S (55 kW)	1988.09- 1992.06	MT		F	Saloon Engine 14NV	644004	Inner Joint		22	22	34.95	57.5	72.5	
	1988.09- 1992.06	MT	L	F	Saloon Engine 14NV	244002	Drive Shaft	29T	22	22	52	95	585	
	1988.09- 1992.06	MT/AT		F	Saloon Engine 14NV	844055	Outer Joint	43T	22	22	52	95	50.5	O
	1988.09- 1992.06	MT	R	F	Saloon Engine 14NV	260002	Drive Shaft	29T	22	22	52	95	926	
	1988.09- 1992.06	MT/AT		F	Saloon Engine 14NV	844051	Outer Joint	29T	22	22	52	95	50.5	O
	1988.09- 1992.06		R	F	Saloon Engine 14NV	260019	Drive Shaft		22	22	52	95	926	
1.6 (60 kW)	1988.09- 1993.05	MT		F	Saloon Engine 16SV	644004	Inner Joint		22	22	34.95	57.5	72.5	
	1988.09- 1993.05	MT	L	F	Saloon Engine 16SV	244002	Drive Shaft	29T	22	22	52	95	585	
	1988.09- 1993.05	MT		F	Saloon Engine 16SV	844055	Outer Joint	43T	22	22	52	95	50.5	O
	1988.09- 1993.05	MT	R	F	Saloon Engine 16SV	260002	Drive Shaft	29T	22	22	52	95	926	
	1988.09- 1993.05	MT		F	Saloon Engine 16SV	844051	Outer Joint	29T	22	22	52	95	50.5	O
	1988.09- 1993.05		R	F	Saloon Engine 16SV	260019	Drive Shaft		22	22	52	95	926	
1.6 i (52 kW)	1993.09- 1995.11	MT		F	Saloon Engine X16SZ	644004	Inner Joint		22	22	34.95	57.5	72.5	
	1993.09- 1995.11	MT		F	Saloon Engine X16SZ	844051	Outer Joint	29T	22	22	52	95	50.5	O
	1993.09- 1995.11		R	F	Saloon Engine X16SZ	260019	Drive Shaft		22	22	52	95	926	
1.6 i (55 kW)	1988.09- 1995.11	MT		F	Saloon Engine C16NZ2/E16NZ/C16NZ	644004	Inner Joint		22	22	34.95	57.5	72.5	
	1988.09- 1995.11	MT/AT		F	Saloon Engine C16NZ2/E16NZ/C16NZ	844055	Outer Joint	43T	22	22	52	95	50.5	O
	1988.09- 1995.11		R	F	Saloon Engine C16NZ2/E16NZ/C16NZ	260019	Drive Shaft		22	22	52	95	926	
	1993.09- 1995.11	MT		F	Saloon Engine 16LZ2	644004	Inner Joint		22	22	34.95	57.5	72.5	
	1993.09- 1995.11		R	F	Saloon Engine 16LZ2	260019	Drive Shaft		22	22	52	95	926	
1.7 D (42 kW)	1988.10- 1992.09	MT	L	F	Saloon Engine 17D	244014	Drive Shaft	43T	33	34	52	103.5	587	
	1988.10- 1992.09	MT/AT		F	Saloon Engine 17D	844057	Outer Joint	43T	33	25	52	109	61	O
	1988.10- 1992.09	MT	R	F	Saloon Engine 17D	244059	Drive Shaft	29T	33	34	52	109	938	
	1988.10- 1992.09	MT		F	Saloon Engine 17D	644004	Inner Joint		22	22	34.95	57.5	72.5	
	1988.10- 1992.09	MT	L	F	Saloon Engine 17D	244011	Drive Shaft	29T	33	34	52	109	594.5	
	1988.10- 1992.09	MT/AT		F	Saloon Engine 17D	844056	Outer Joint	29T	33	25	52	109	61	O
	1988.10- 1992.09	MT		F	Saloon Engine 17D	644002	Inner Joint		34	25	35	56.2	85.6	
1.7 D (44 kW)	1992.07- 1995.11	MT	R	F	Saloon Engine 17DR	244059	Drive Shaft	29T	33	34	52	109	938	
	1992.07- 1995.11	MT		F	Saloon Engine 17DR	644004	Inner Joint		22	22	34.95	57.5	72.5	
	1992.07- 1995.11	MT	L	F	Saloon Engine 17DR	244011	Drive Shaft	29T	33	34	52	109	594.5	
	1992.07- 1995.11			F	Saloon Engine 17DR	844056	Outer Joint	29T	33	25	52	109	61	O
	1992.07- 1995.11	MT		F	Saloon Engine 17DR	644002	Inner Joint		34	25	35	56.2	85.6	
1.7 TD (60 kW)	1990.03- 1995.11	MT	L	F	Saloon Engine 17DT(TC4EE1)/X17DT(TC4EE1)	244014	Drive Shaft	43T	33	34	52	103.5	587	
	1990.03- 1995.11	MT		F	Saloon Engine 17DT(TC4EE1)/X17DT(TC4EE1)	844057	Outer Joint	43T	33	25	52	109	61	O
	1990.03- 1995.11	MT	R	F	Saloon Engine 17DT(TC4EE1)/X17DT(TC4EE1)	244059	Drive Shaft	29T	33	34	52	109	938	
	1990.03- 1995.11	MT	L	F	Saloon Engine 17DT(TC4EE1)/X17DT(TC4EE1)	244011	Drive Shaft	29T	33	34	52	109	594.5	
	1990.03- 1995.11	MT/AT		F	Saloon Engine 17DT(TC4EE1)/X17DT(TC4EE1)	844056	Outer Joint	29T	33	25	52	109	61	O
	1990.03- 1995.11	MT		F	Saloon Engine 17DT(TC4EE1)/X17DT(TC4EE1)	644002	Inner Joint		34	25	35	56.2	85.6	
1.8 i CAT (66 kW)	1990.03- 1995.11	MT	L	F	Saloon Engine C18NZ	244014	Drive Shaft	43T	33	34	52	103.5	587	
	1990.03- 1995.11	MT/AT		F	Saloon Engine C18NZ	844057	Outer Joint	43T	33	25	52	109	61	O
	1990.03- 1995.11	MT	R	F	Saloon Engine C18NZ	244059	Drive Shaft	29T	33	34	52	109	938	
	1990.03- 1995.11	MT	L	F	Saloon Engine C18NZ	244011	Drive Shaft	29T	33	34	52	109	594.5	
	1990.03- 1995.11	MT/AT		F	Saloon Engine C18NZ	844056	Outer Joint	29T	33	25	52	109	61	O
1990.03- 1995.11	MT		F	Saloon Engine C18NZ	644002	Inner Joint		34	25	35	56.2	85.6		
1.8 S (65 kW)	1988.09- 1989.07	MT	L	F	Saloon Engine E18NVR	244014	Drive Shaft	43T	33	34	52	103.5	587	
	1988.09- 1989.07	MT/AT		F	Saloon Engine E18NVR	844057	Outer Joint	43T	33	25	52	109	61	O
	1988.09- 1989.07	MT		F	Saloon Engine E18NVR	644002	Inner Joint		34	25	35	56.2	85.6	
1.8 S (66 kW)	1989.09- 1990.10	MT	L	F	Saloon Engine 18SV	244014	Drive Shaft	43T	33	34	52	103.5	587	
	1989.09- 1990.10	MT/AT		F	Saloon Engine 18SV	844057	Outer Joint	43T	33	25	52	109	61	O
	1989.09- 1990.10	MT		F	Saloon Engine 18SV	644002	Inner Joint		34	25	35	56.2	85.6	
1.8 S 4x4 (65 kW)	1989.01- 1989.07	MT	L	F	All-wheel Drive Saloon Engine E18NVR	244014	Drive Shaft	43T	33	34	52	103.5	587	
	1989.01- 1989.07	MT/AT		F	All-wheel Drive Saloon Engine E18NVR	844057	Outer Joint	43T	33	25	52	109	61	O
	1989.01- 1989.07	MT		F	All-wheel Drive Saloon Engine E18NVR	644002	Inner Joint		34	25	35	56.2	85.6	
2.0 (74 kW)	1988.09- 1989.09	MT	L	F	Saloon Engine C20NEF	244014	Drive Shaft	43T	33	34	52	103.5	587	
	1988.09- 1989.09	MT		F	Saloon Engine C20NEF	844057	Outer Joint	43T	33	25	52	109	61	O





	 YEAR	TRANSM	L/R	F/R	REMARKS	GSP Ref.	 PRODUCT	 ABS	Technical Specifications					
									A	B	C	H	L	P
OPEL														
VECTRA A (86_, 87_)														
2.0 (74 kW)	1988.09- 1989.09	MT		F	Saloon Engine C20NEF	644002	Inner Joint		34	25	35	56.2	85.6	
2.0 16V 4x4 (110 kW)	1989.01- 1990.10	MT		F	All-wheel Drive Saloon Engine 20XEJ	644002	Inner Joint		34	25	35	56.2	85.6	
	1989.01- 1990.10	MT		F	All-wheel Drive Saloon Engine 20XEJ	844057	Outer Joint	43T	33	25	52	109	61	O
2.0 GT 16V (110 kW)	1989.01- 1990.10	MT		F	All-wheel Drive Saloon Engine 20XEJ	644005	Inner Joint		34	25	35	54	47	
	1989.01- 1994.06	MT		F	Saloon Engine 20XEJ	644002	Inner Joint		34	25	35	56.2	85.6	
	1989.01- 1994.06	MT	L	F	Saloon Engine 20XEJ	244014	Drive Shaft	43T	33	34	52	103.5	587	
	1989.01- 1994.06	MT		F	Saloon Engine 20XEJ	844057	Outer Joint	43T	33	25	52	109	61	O
	1989.01- 1994.06	MT		F	Saloon Engine 20XEJ	644005	Inner Joint		34	25	35	54	47	
	1989.01- 1994.06	MT	L	F	Saloon Engine 20XEJ	244011	Drive Shaft	29T	33	34	52	109	594.5	
2.0 GT 16V 4x4 CAT (110 kW)	1990.02- 1995.11	MT		F	All-wheel Drive Saloon Engine C20XE	644002	Inner Joint		34	25	35	56.2	85.6	
	1990.02- 1995.11	MT		F	All-wheel Drive Saloon Engine C20XE	844057	Outer Joint	43T	33	25	52	109	61	O
	1990.02- 1995.11	MT		F	All-wheel Drive Saloon Engine C20XE	644005	Inner Joint		34	25	35	54	47	
	1990.02- 1995.11	MT		F	All-wheel Drive Saloon Engine C20XE	844056	Outer Joint	29T	33	25	52	109	61	O
2.0 GT 16V CAT (110 kW)	1990.02- 1995.11	MT		F	Saloon Engine C20XE	644002	Inner Joint		34	25	35	56.2	85.6	
	1990.02- 1995.11	MT	L	F	Saloon Engine C20XE	244014	Drive Shaft	43T	33	34	52	103.5	587	
	1990.02- 1995.11	MT		F	Saloon Engine C20XE	844057	Outer Joint	43T	33	25	52	109	61	O
	1990.02- 1995.11	MT		F	Saloon Engine C20XE	644005	Inner Joint		34	25	35	54	47	
	1990.02- 1995.11	MT	L	F	Saloon Engine C20XE	244011	Drive Shaft	29T	33	34	52	109	594.5	
2.0 i (85 kW)	1988.09- 1990.10	MT	L	F	Saloon Engine 20NE	244014	Drive Shaft	43T	33	34	52	103.5	587	
	1988.09- 1990.10	MT/AT		F	Saloon Engine 20NE	844057	Outer Joint	43T	33	25	52	109	61	O
	1988.09- 1990.10	MT		F	Saloon Engine 20NE	644002	Inner Joint		34	25	35	56.2	85.6	
2.0 i (95 kW)	1988.09- 1992.09	MT	L	F	Saloon Engine 20SEH	244014	Drive Shaft	43T	33	34	52	103.5	587	
	1988.09- 1992.09	MT		F	Saloon Engine 20SEH	844057	Outer Joint	43T	33	25	52	109	61	O
	1988.09- 1992.09	MT	R	F	Saloon Engine 20SEH	244059	Drive Shaft	29T	33	34	52	109	938	
	1988.09- 1992.09	MT	L	F	Saloon Engine 20SEH	244011	Drive Shaft	29T	33	34	52	109	594.5	
	1988.09- 1992.09	MT		F	Saloon Engine 20SEH	844056	Outer Joint	29T	33	25	52	109	61	O
2.0 i 16V (100 kW)	1994.06- 1995.11	MT		F	Saloon Engine X20XEV	644005	Inner Joint		34	25	35	54	47	
	1994.06- 1995.11	MT		F	Saloon Engine X20XEV	644002	Inner Joint		34	25	35	56.2	85.6	
2.0 i 16V 4x4 (100 kW)	1994.06- 1995.11	MT		F	All-wheel Drive Saloon Engine X20XEV	644005	Inner Joint		34	25	35	54	47	
	1994.06- 1995.11	MT		F	All-wheel Drive Saloon Engine X20XEV	644002	Inner Joint		34	25	35	56.2	85.6	
2.0 i 4x4 (85 kW)	1989.01- 1990.10	MT		F	All-wheel Drive Saloon Engine 20NE	844057	Outer Joint	43T	33	25	52	109	61	O
	1989.01- 1990.10	MT		F	All-wheel Drive Saloon Engine 20NE	644005	Inner Joint		34	25	35	54	47	
2.0 i 4x4 (95 kW)	1989.01- 1992.09	MT		F	All-wheel Drive Saloon Engine 20SEH	844057	Outer Joint	43T	33	25	52	109	61	O
	1989.01- 1992.09	MT		F	All-wheel Drive Saloon Engine 20SEH	644005	Inner Joint		34	25	35	54	47	
	1989.01- 1992.09	MT		F	All-wheel Drive Saloon Engine 20SEH	844056	Outer Joint	29T	33	25	52	109	61	O
	1989.01- 1992.09	MT		F	All-wheel Drive Saloon Engine 20SEH	644002	Inner Joint		34	25	35	56.2	85.6	
2.0 i 4x4 CAT (85 kW)	1989.01- 1995.11	MT		F	All-wheel Drive Saloon Engine C20NE	844057	Outer Joint	43T	33	25	52	109	61	O
	1989.01- 1995.11	MT		F	All-wheel Drive Saloon Engine C20NE	644005	Inner Joint		34	25	35	54	47	
	1989.01- 1995.11	MT		F	All-wheel Drive Saloon Engine C20NE	844056	Outer Joint	29T	33	25	52	109	61	O
	1989.01- 1995.11	MT		F	All-wheel Drive Saloon Engine C20NE	644002	Inner Joint		34	25	35	56.2	85.6	
2.0 i CAT (85 kW)	1988.09- 1995.11	MT	L	F	Saloon Engine C20NE	244014	Drive Shaft	43T	33	34	52	103.5	587	
	1988.09- 1995.11	MT/AT		F	Saloon Engine C20NE	844057	Outer Joint	43T	33	25	52	109	61	O
	1988.09- 1995.11	MT	R	F	Saloon Engine C20NE	244059	Drive Shaft	29T	33	34	52	109	938	
	1988.09- 1995.11	MT	L	F	Saloon Engine C20NE	244011	Drive Shaft	29T	33	34	52	109	594.5	
	1988.09- 1995.11	MT/AT		F	Saloon Engine C20NE	844056	Outer Joint	29T	33	25	52	109	61	O
2.5 V6 (125 kW)	1993.02- 1995.11	MT		F	Saloon Engine C25XE	644002	Inner Joint		34	25	35	56.2	85.6	
	1993.02- 1995.11	MT		F	Saloon Engine C25XE	644005	Inner Joint		34	25	35	54	47	
VECTRA A (88_, 89_)														
1.4 S (55 kW)	1988.04- 1992.06	MT		F	Hatchback Engine 14NV	644004	Inner Joint		22	22	34.95	57.5	72.5	
	1988.04- 1992.06	MT	L	F	Hatchback Engine 14NV	244002	Drive Shaft	29T	22	22	52	95	585	
	1988.04- 1992.06	MT/AT		F	Hatchback Engine 14NV	844055	Outer Joint	43T	22	22	52	95	50.5	O
	1988.04- 1992.06	MT	R	F	Hatchback Engine 14NV	260002	Drive Shaft	29T	22	22	52	95	926	
	1988.04- 1992.06	MT/AT		F	Hatchback Engine 14NV	844051	Outer Joint	29T	22	22	52	95	50.5	O
	1988.04- 1992.06		R	F	Hatchback Engine 14NV	260019	Drive Shaft		22	22	52	95	926	
1.6 i (52 kW)	1993.09- 1995.11	MT		F	Hatchback Engine X16SZ	644004	Inner Joint		22	22	34.95	57.5	72.5	
	1993.09- 1995.11		R	F	Hatchback Engine X16SZ	260019	Drive Shaft		22	22	52	95	926	





	 YEAR	TRANSM	L/R	F/R	REMARKS	GSP Ref.	 PRODUCT	 ABS	Technical Specifications					
									A	B	C	H	L	P
OPEL														
VECTRA A (88_, 89_)														
1.6 i (55 kW)	1993.09- 1995.11	MT		F	Hatchback Engine 16LZ2	644004	Inner Joint		22	22	34.95	57.5	72.5	
	1993.09- 1995.11		R	F	Hatchback Engine 16LZ2	260019	Drive Shaft		22	22	52	95	926	
1.6 i CAT (55 kW)	1988.09- 1995.11	MT		F	Hatchback Engine C16NZ/C16NZ2	644004	Inner Joint		22	22	34.95	57.5	72.5	
	1988.09- 1995.11	MT	L	F	Hatchback Engine C16NZ/C16NZ2	244002	Drive Shaft	29T	22	22	52	95	585	
	1988.09- 1995.11	MT/AT		F	Hatchback Engine C16NZ/C16NZ2	844055	Outer Joint	43T	22	22	52	95	50.5	0
	1988.09- 1995.11	MT	R	F	Hatchback Engine C16NZ/C16NZ2	260002	Drive Shaft	29T	22	22	52	95	926	
	1988.09- 1995.11	MT/AT		F	Hatchback Engine C16NZ/C16NZ2	844051	Outer Joint	29T	22	22	52	95	50.5	0
1.6 S (60 kW)	1988.09- 1993.05	MT		F	Hatchback Engine 16SV	644004	Inner Joint		22	22	34.95	57.5	72.5	
	1988.09- 1993.05	MT	L	F	Hatchback Engine 16SV	244002	Drive Shaft	29T	22	22	52	95	585	
	1988.09- 1993.05	MT/AT		F	Hatchback Engine 16SV	844055	Outer Joint	43T	22	22	52	95	50.5	0
	1988.09- 1993.05	MT	R	F	Hatchback Engine 16SV	260002	Drive Shaft	29T	22	22	52	95	926	
	1988.09- 1993.05	MT/AT		F	Hatchback Engine 16SV	844051	Outer Joint	29T	22	22	52	95	50.5	0
	1988.09- 1993.05		R	F	Hatchback Engine 16SV	260019	Drive Shaft		22	22	52	95	926	
1.7 D (42 kW)	1988.09- 1992.09	MT		F	Hatchback Engine 17D	644002	Inner Joint		34	25	35	56.2	85.6	
	1988.09- 1992.09	MT	L	F	Hatchback Engine 17D	244014	Drive Shaft	43T	33	34	52	103.5	587	
	1988.09- 1992.09	MT/AT		F	Hatchback Engine 17D	844057	Outer Joint	43T	33	25	52	109	61	0
	1988.09- 1992.09	MT	R	F	Hatchback Engine 17D	244059	Drive Shaft	29T	33	34	52	109	938	
	1988.09- 1992.09	MT		F	Hatchback Engine 17D	644004	Inner Joint		22	22	34.95	57.5	72.5	
	1988.09- 1992.09	MT	L	F	Hatchback Engine 17D	244011	Drive Shaft	29T	33	34	52	109	594.5	
	1988.09- 1992.09	MT/AT		F	Hatchback Engine 17D	844056	Outer Joint	29T	33	25	52	109	61	0
1.7 D (44 kW)	1992.07- 1995.11	MT		F	Hatchback Engine 17DR	644002	Inner Joint		34	25	35	56.2	85.6	
	1992.07- 1995.11	MT	R	F	Hatchback Engine 17DR	244059	Drive Shaft	29T	33	34	52	109	938	
	1992.07- 1995.11	MT		F	Hatchback Engine 17DR	644004	Inner Joint		22	22	34.95	57.5	72.5	
	1992.07- 1995.11	MT	L	F	Hatchback Engine 17DR	244011	Drive Shaft	29T	33	34	52	109	594.5	
	1992.07- 1995.11			F	Hatchback Engine 17DR	844056	Outer Joint	29T	33	25	52	109	61	0
1.7 TD (60 kW)	1990.03- 1995.11	MT		F	Hatchback Engine X17DT(TC4EE1)/17DT(TC4EE1)	644002	Inner Joint		34	25	35	56.2	85.6	
	1990.03- 1995.11	MT	L	F	Hatchback Engine X17DT(TC4EE1)/17DT(TC4EE1)	244014	Drive Shaft	43T	33	34	52	103.5	587	
	1990.03- 1995.11	MT		F	Hatchback Engine X17DT(TC4EE1)/17DT(TC4EE1)	844057	Outer Joint	43T	33	25	52	109	61	0
	1990.03- 1995.11	MT	R	F	Hatchback Engine X17DT(TC4EE1)/17DT(TC4EE1)	244059	Drive Shaft	29T	33	34	52	109	938	
	1990.03- 1995.11	MT	L	F	Hatchback Engine X17DT(TC4EE1)/17DT(TC4EE1)	244011	Drive Shaft	29T	33	34	52	109	594.5	
	1990.03- 1995.11	MT/AT		F	Hatchback Engine X17DT(TC4EE1)/17DT(TC4EE1)	844056	Outer Joint	29T	33	25	52	109	61	0
1.8 i (66 kW)	1988.09- 1990.10	MT		F	Hatchback Engine 18SV	644002	Inner Joint		34	25	35	56.2	85.6	
	1988.09- 1990.10	MT	L	F	Hatchback Engine 18SV	244014	Drive Shaft	43T	33	34	52	103.5	587	
	1988.09- 1990.10	MT/AT		F	Hatchback Engine 18SV	844057	Outer Joint	43T	33	25	52	109	61	0
1.8 i CAT (66 kW)	1990.03- 1995.11	MT		F	Hatchback Engine C18NZ	644002	Inner Joint		34	25	35	56.2	85.6	
	1990.03- 1995.11	MT	L	F	Hatchback Engine C18NZ	244014	Drive Shaft	43T	33	34	52	103.5	587	
	1990.03- 1995.11	MT/AT		F	Hatchback Engine C18NZ	844057	Outer Joint	43T	33	25	52	109	61	0
	1990.03- 1995.11	MT	R	F	Hatchback Engine C18NZ	244059	Drive Shaft	29T	33	34	52	109	938	
	1990.03- 1995.11	MT	L	F	Hatchback Engine C18NZ	244011	Drive Shaft	29T	33	34	52	109	594.5	
	1990.03- 1995.11	MT/AT		F	Hatchback Engine C18NZ	844056	Outer Joint	29T	33	25	52	109	61	0
1.8 S (65 kW)	1988.09- 1989.07	MT		F	Hatchback Engine E18NVR	644002	Inner Joint		34	25	35	56.2	85.6	
	1988.09- 1989.07	MT	L	F	Hatchback Engine E18NVR	244014	Drive Shaft	43T	33	34	52	103.5	587	
	1988.09- 1989.07	MT/AT		F	Hatchback Engine E18NVR	844057	Outer Joint	43T	33	25	52	109	61	0
2.0 (74 kW)	1988.04- 1989.09	MT		F	Hatchback Engine C20NEF	644002	Inner Joint		34	25	35	56.2	85.6	
	1988.04- 1989.09	MT	L	F	Hatchback Engine C20NEF	244014	Drive Shaft	43T	33	34	52	103.5	587	
	1988.04- 1989.09	MT		F	Hatchback Engine C20NEF	844057	Outer Joint	43T	33	25	52	109	61	0
2.0 i (85 kW)	1988.09- 1990.10	MT		F	Hatchback Engine 20NE	644002	Inner Joint		34	25	35	56.2	85.6	
	1988.09- 1990.10	MT	L	F	Hatchback Engine 20NE	244014	Drive Shaft	43T	33	34	52	103.5	587	
	1988.09- 1990.10	MT/AT		F	Hatchback Engine 20NE	844057	Outer Joint	43T	33	25	52	109	61	0
2.0 i 16V (100 kW)	1994.06- 1995.11	MT		F	Hatchback Engine X20XEV	644002	Inner Joint		34	25	35	56.2	85.6	
	1994.06- 1995.11	MT		F	Hatchback Engine X20XEV	644005	Inner Joint		34	25	35	54	47	
2.0 i 16V (110 kW)	1989.02- 1990.10	MT		F	Hatchback Engine 20XEJ	644002	Inner Joint		34	25	35	56.2	85.6	
	1989.02- 1990.10	MT	L	F	Hatchback Engine 20XEJ	244014	Drive Shaft	43T	33	34	52	103.5	587	
	1989.02- 1990.10	MT		F	Hatchback Engine 20XEJ	844057	Outer Joint	43T	33	25	52	109	61	0
	1989.02- 1990.10	MT		F	Hatchback Engine 20XEJ	644005	Inner Joint		34	25	35	54	47	
2.0 i 16V CAT (110 kW)	1990.02- 1995.11	MT		F	Hatchback Engine C20XE	644002	Inner Joint		34	25	35	56.2	85.6	
	1990.02- 1995.11	MT	L	F	Hatchback Engine C20XE	244014	Drive Shaft	43T	33	34	52	103.5	587	
	1990.02- 1995.11	MT		F	Hatchback Engine C20XE	844057	Outer Joint	43T	33	25	52	109	61	0
	1990.02- 1995.11	MT		F	Hatchback Engine C20XE	644005	Inner Joint		34	25	35	54	47	
	1990.02- 1995.11	MT	L	F	Hatchback Engine C20XE	244011	Drive Shaft	29T	33	34	52	109	594.5	
	1990.02- 1995.11	MT		F	Hatchback Engine C20XE	844056	Outer Joint	29T	33	25	52	109	61	0





	 YEAR	TRANSM	L/R	F/R	REMARKS	GSP Ref.	 PRODUCT	 ABS	Technical Specifications						
									A	B	C	H	L	P	
OPEL															
VECTRA A (88_, 89_)															
2.0 i CAT (85 kW)	1988.09- 1995.11	MT		F	Hatchback Engine C20NE	644002	Inner Joint		34	25	35	56.2	85.6		
	1988.09- 1995.11	MT	L	F	Hatchback Engine C20NE	244014	Drive Shaft	43T	33	34	52	103.5	587		
	1988.09- 1995.11	MT/AT		F	Hatchback Engine C20NE	844057	Outer Joint	43T	33	25	52	109	61	O	
	1988.09- 1995.11	MT	R	F	Hatchback Engine C20NE	244059	Drive Shaft	29T	33	34	52	109	938		
	1988.09- 1995.11	MT	L	F	Hatchback Engine C20NE	244011	Drive Shaft	29T	33	34	52	109	594.5		
2.0 i GT (95 kW)	1988.09- 1995.11	MT/AT		F	Hatchback Engine C20NE	844056	Outer Joint	29T	33	25	52	109	61	O	
	1988.09- 1995.11	MT		F	Hatchback Engine 20SEH	644002	Inner Joint		34	25	35	56.2	85.6		
	1988.09- 1995.11	MT	L	F	Hatchback Engine 20SEH	244014	Drive Shaft	43T	33	34	52	103.5	587		
	1988.09- 1995.11	MT/AT		F	Hatchback Engine 20SEH	844057	Outer Joint	43T	33	25	52	109	61	O	
	1988.09- 1995.11	MT	R	F	Hatchback Engine 20SEH	244059	Drive Shaft	29T	33	34	52	109	938		
2.5 V6 (125 kW)	1988.09- 1995.11	MT	L	F	Hatchback Engine 20SEH	244011	Drive Shaft	29T	33	34	52	109	594.5		
	1988.09- 1995.11	MT/AT		F	Hatchback Engine 20SEH	844056	Outer Joint	29T	33	25	52	109	61	O	
	1993.02- 1995.11	MT		F	Hatchback Engine C25XE	644002	Inner Joint		34	25	35	56.2	85.6		
	1993.02- 1995.11	MT		F	Hatchback Engine C25XE	644005	Inner Joint		34	25	35	54	47		
	VECTRA B (31_)														
1.6 i (55 kW)	1996.11- 2000.06	5MT	L	F	Estate Engine 16LZ2	244038	Drive Shaft	29T	33	34	52	103.5	595		
	1996.11- 2000.06		L	F	Estate Engine X16SZR	244076	Drive Shaft	29T	22	22	52	95	592		
	1996.11- 2000.06	5MT	R	F	Estate Engine 16LZ2	244039	Drive Shaft	29T	33	34	52	103.5	959		
	1996.11- 2000.06		R	F	Estate Engine X16SZR	244077	Drive Shaft	29T	22	22	52	95	955		
	1996.11- 2000.06			F	Estate Engine 16LZ2	844011	Outer Joint	29T	33	22	52	103	50.5	O	
	1996.11- 2000.06			F	Estate Engine X16SZR	844011	Outer Joint	29T	33	22	52	103	50.5	O	
	1996.11- 2000.06	MT/AT		F	Estate Engine 16LZ2	844007	Outer Joint	29T	22	22	52	94.5	50	O	
1.6 i 16V (74 kW)	1996.11- 2000.06	MT/AT		F	Estate Engine X16SZR	844007	Outer Joint	29T	22	22	52	94.5	50	O	
	1996.11- 2002.07		L	F	Estate Engine X16XEL/Y16XE/Z16XE	244076	Drive Shaft	29T	22	22	52	95	592		
	1996.11- 2002.07		R	F	Estate Engine X16XEL/Y16XE/Z16XE	244077	Drive Shaft	29T	22	22	52	95	955		
	1996.11- 2002.07			F	Estate Engine X16XEL/Y16XE/Z16XE	844011	Outer Joint	29T	33	22	52	103	50.5	O	
	1996.11- 2002.07	MT/AT		F	Estate Engine X16XEL/Y16XE/Z16XE	844007	Outer Joint	29T	22	22	52	94.5	50	O	
	1.7 TD (60 kW)	1996.11- 1997.12		L	F	Estate Engine X17DT(TC4EE1)	244038	Drive Shaft	29T	33	34	52	103.5	595	
		1996.11- 1997.12		R	F	Estate Engine X17DT(TC4EE1)	244039	Drive Shaft	29T	33	34	52	103.5	959	
1.8 i 16V (85 kW)	1996.11- 2000.09	MT/AT		F	Estate Engine X18XE1	844006	Outer Joint	29T	33	25	52	103.5	61	O	
	1996.11- 2000.09	5MT/4AT	L	F	Estate Engine X18XE1	244038	Drive Shaft	29T	33	34	52	103.5	595		
	1996.11- 2000.09	5MT/4AT	R	F	Estate Engine X18XE1	244039	Drive Shaft	29T	33	34	52	103.5	959		
1.8 i 16V (92 kW)	2000.09- 2003.07	MT/AT		F	Estate Engine Z18XE	844006	Outer Joint	29T	33	25	52	103.5	61	O	
2.0 Di 16V (60 kW)	1996.11- 2000.06	MT/AT		F	Estate Engine X20DTL	844006	Outer Joint	29T	33	25	52	103.5	61	O	
	1996.11- 2000.06	5MT	L	F	Estate Engine X20DTL	244038	Drive Shaft	29T	33	34	52	103.5	595		
	1996.11- 2000.06	5MT	R	F	Estate Engine X20DTL	244039	Drive Shaft	29T	33	34	52	103.5	959		
2.0 DTi 16V (74 kW)	1997.06- 2003.07	MT/AT		F	Estate Engine X20DTH/Y20DTH	844006	Outer Joint	29T	33	25	52	103.5	61	O	
	1997.06- 2003.07	5MT	L	F	Estate Engine X20DTH/Y20DTH	244038	Drive Shaft	29T	33	34	52	103.5	595		
	1997.06- 2003.07	5MT	R	F	Estate Engine X20DTH/Y20DTH	244039	Drive Shaft	29T	33	34	52	103.5	959		
2.0 i (82 kW)	1996.11- 2002.02	MT/AT		F	Estate Engine 20NEJ	844006	Outer Joint	29T	33	25	52	103.5	61	O	
	1996.11- 2002.02	5MT	L	F	Estate Engine 20NEJ	244038	Drive Shaft	29T	33	34	52	103.5	595		
	1996.11- 2002.02	5MT	R	F	Estate Engine 20NEJ	244039	Drive Shaft	29T	33	34	52	103.5	959		
	1996.11- 2002.02			F	Estate Engine 20NEJ	844049	Outer Joint		33	25	52	109	61	O	
2.0 i 16V (100 kW)	1996.11- 2000.09	MT/AT		F	Estate Engine X20XEV	844006	Outer Joint	29T	33	25	52	103.5	61	O	
	1996.11- 2000.09	5MT/4AT	L	F	Estate Engine X20XEV	244038	Drive Shaft	29T	33	34	52	103.5	595		
	1996.11- 2000.09	5MT/4AT	R	F	Estate Engine X20XEV	244039	Drive Shaft	29T	33	34	52	103.5	959		
2.2 DTi 16V (92 kW)	2000.09- 2003.07			F	Estate Engine Y22DTR	844065	Outer Joint	29T	33	35	55	104	67.5	I	
2.2 i 16V (108 kW)	2000.09- 2003.07	5MT/4AT	L	R	Estate Engine Z22SE	244038	Drive Shaft	29T	33	34	52	103.5	595		
	2000.09- 2003.07	5MT/4AT	R	R	Estate Engine Z22SE	244039	Drive Shaft	29T	33	34	52	103.5	959		
2.5 (143 kW)	1998.05- 2000.09		L	F	Estate Engine X25XE	244038	Drive Shaft	29T	33	34	52	103.5	595		
2.5 i V6 (125 kW)	1996.11- 2000.09	MT/AT		F	Estate Engine X25XE	844006	Outer Joint	29T	33	25	52	103.5	61	O	
	1996.11- 2000.09	5MT/4AT	L	F	Estate Engine X25XE	244038	Drive Shaft	29T	33	34	52	103.5	595		
	1996.11- 2000.09	5MT/4AT	R	F	Estate Engine X25XE	244039	Drive Shaft	29T	33	34	52	103.5	959		
VECTRA B (36_)															
1.6 i (55 kW)	1995.10- 2002.04	5MT	L	F	Saloon Engine 16LZ2	244038	Drive Shaft	29T	33	34	52	103.5	595		
	1995.10- 2002.04		L	F	Saloon Engine 16LZ2	244076	Drive Shaft	29T	22	22	52	95	592		
	1995.10- 2002.04		L	F	Saloon Engine X16SZR	244076	Drive Shaft	29T	22	22	52	95	592		
	1995.10- 2002.04		R	F	Saloon Engine 16LZ2	244077	Drive Shaft	29T	22	22	52	95	955		
	1995.10- 2002.04		R	F	Saloon Engine X16SZR	244077	Drive Shaft	29T	22	22	52	95	955		
	1995.10- 2002.04	5MT	R	F	Saloon Engine 16LZ2	244039	Drive Shaft	29T	33	34	52	103.5	959		
	1995.10- 2002.04			F	Saloon Engine 16LZ2	844011	Outer Joint	29T	33	22	52	103	50.5	O	
1995.10- 2002.04			F	Saloon Engine X16SZR	844011	Outer Joint	29T	33	22	52	103	50.5	O		





	 YEAR	TRANSM	L/R	F/R	REMARKS	GSP Ref.	 PRODUCT	 ABS	Technical Specifications								
									A	B	C	H	L	P			
OPEL																	
VECTRA B (36_)																	
1.6 i (55 kW)	1995.10- 2002.04	MT/AT		F	Saloon Engine 16LZ2	844007	Outer Joint	29T	22	22	52	94.5	50	O			
	1995.10- 2002.04	MT/AT		F	Saloon Engine X16SZR	844007	Outer Joint	29T	22	22	52	94.5	50	O			
1.6 i 16V (74 kW)	1995.10- 2002.04		L	F	Saloon Engine X16XEL/Y16XE/Z16XE	244076	Drive Shaft	29T	22	22	52	95	592				
	1995.10- 2002.04		R	F	Saloon Engine X16XEL/Y16XE/Z16XE	244077	Drive Shaft	29T	22	22	52	95	955				
	1995.10- 2002.04			F	Saloon Engine X16XEL/Y16XE/Z16XE	844011	Outer Joint	29T	33	22	52	103	50.5	O			
1.7 TD (60 kW)	1995.10- 2002.04	MT/AT		F	Saloon Engine X16XEL/Y16XE/Z16XE	844007	Outer Joint	29T	22	22	52	94.5	50	O			
	1995.10- 1998.12	MT/AT		F	Saloon Engine X17DT(TC4EE1)	844006	Outer Joint	29T	33	25	52	103.5	61	O			
1.8 i 16V (85 kW)	1995.10- 1998.12	5MT	L	F	Saloon Engine X17DT(TC4EE1)	244038	Drive Shaft	29T	33	34	52	103.5	595				
	1995.10- 1998.12	5MT	R	F	Saloon Engine X17DT(TC4EE1)	244039	Drive Shaft	29T	33	34	52	103.5	959				
	1995.10- 2000.09	MT/AT		F	Saloon Engine X18XE1	844006	Outer Joint	29T	33	25	52	103.5	61	O			
1.8 i 16V (92 kW)	1995.10- 2000.09	5MT/4AT	L	F	Saloon Engine X18XE1	244038	Drive Shaft	29T	33	34	52	103.5	595				
	1995.10- 2000.09	5MT/4AT	R	F	Saloon Engine X18XE1	244039	Drive Shaft	29T	33	34	52	103.5	959				
2.0 Di 16V (60 kW)	2000.09- 2002.04	MT/AT		F	Saloon Engine Z18XE	844006	Outer Joint	29T	33	25	52	103.5	61	O			
2.0 Di 16V (60 kW)	1996.11- 2002.04	MT/AT		F	Saloon Engine X20DTL	844006	Outer Joint	29T	33	25	52	103.5	61	O			
	1996.11- 2002.04	5MT	L	F	Saloon Engine X20DTL	244038	Drive Shaft	29T	33	34	52	103.5	595				
	1996.11- 2002.04	5MT	R	F	Saloon Engine X20DTL	244039	Drive Shaft	29T	33	34	52	103.5	959				
2.0 DTi 16V (74 kW)	1997.06- 2002.04	MT/AT		F	Saloon Engine X20DTH/Y20DTH	844006	Outer Joint	29T	33	25	52	103.5	61	O			
	1997.06- 2002.04	5MT	L	F	Saloon Engine X20DTH/Y20DTH	244038	Drive Shaft	29T	33	34	52	103.5	595				
	1997.06- 2002.04	5MT	R	F	Saloon Engine X20DTH/Y20DTH	244039	Drive Shaft	29T	33	34	52	103.5	959				
2.0 i (82 kW)	1995.10- 2002.04	MT/AT		F	Saloon Engine 20NEJ	844006	Outer Joint	29T	33	25	52	103.5	61	O			
	1995.10- 2002.04	5MT	L	F	Saloon Engine 20NEJ	244038	Drive Shaft	29T	33	34	52	103.5	595				
	1995.10- 2002.04	5MT	R	F	Saloon Engine 20NEJ	244039	Drive Shaft	29T	33	34	52	103.5	959				
	1995.10- 2002.04			F	Saloon Engine 20NEJ	844049	Outer Joint		33	25	52	109	61	O			
2.0 i 16V (100 kW)	1995.10- 2000.09	MT/AT		F	Saloon Engine X20XE1	844006	Outer Joint	29T	33	25	52	103.5	61	O			
	1995.10- 2000.09	5MT/4AT	L	F	Saloon Engine X20XE1	244038	Drive Shaft	29T	33	34	52	103.5	595				
	1995.10- 2000.09	5MT/4AT	R	F	Saloon Engine X20XE1	244039	Drive Shaft	29T	33	34	52	103.5	959				
2.2 DTi 16V (92 kW)	2000.09- 2002.04			F	Saloon Engine Y22DTR	844065	Outer Joint	29T	33	35	55	104	67.5	I			
2.2 i 16V (108 kW)	2000.09- 2002.04	5MT/4AT	L	R	Saloon Engine Z22SE	244038	Drive Shaft	29T	33	34	52	103.5	595				
	2000.09- 2002.04	5MT/4AT	R	R	Saloon Engine Z22SE	244039	Drive Shaft	29T	33	34	52	103.5	959				
2.5 (143 kW)	1998.05- 2000.09		L	F	Saloon Engine X25XE	244038	Drive Shaft	29T	33	34	52	103.5	595				
2.5 i V6 (125 kW)	1995.10- 2000.09	MT/AT		F	Saloon Engine X25XE	844006	Outer Joint	29T	33	25	52	103.5	61	O			
	1995.10- 2000.09	5MT/4AT	L	F	Saloon Engine X25XE	244038	Drive Shaft	29T	33	34	52	103.5	595				
	1995.10- 2000.09	5MT/4AT	R	F	Saloon Engine X25XE	244039	Drive Shaft	29T	33	34	52	103.5	959				
VECTRA B (38_)																	
1.6 i (55 kW)	1995.10- 2003.07	5MT	L	F	Hatchback Engine 16LZ2	244038	Drive Shaft	29T	33	34	52	103.5	595				
	1995.10- 2003.07		L	F	Hatchback Engine 16LZ2	244076	Drive Shaft	29T	22	22	52	95	592				
	1995.10- 2003.07		L	F	Hatchback Engine X16SZR	244076	Drive Shaft	29T	22	22	52	95	592				
	1995.10- 2003.07		R	F	Hatchback Engine 16LZ2	244077	Drive Shaft	29T	22	22	52	95	955				
	1995.10- 2003.07		R	F	Hatchback Engine X16SZR	244077	Drive Shaft	29T	22	22	52	95	955				
	1995.10- 2003.07	5MT	R	F	Hatchback Engine 16LZ2	244039	Drive Shaft	29T	33	34	52	103.5	959				
	1995.10- 2003.07			F	Hatchback Engine 16LZ2	844011	Outer Joint	29T	33	22	52	103	50.5	O			
	1995.10- 2003.07			F	Hatchback Engine X16SZR	844011	Outer Joint	29T	33	22	52	103	50.5	O			
	1995.10- 2003.07	MT/AT		F	Hatchback Engine 16LZ2	844007	Outer Joint	29T	22	22	52	94.5	50	O			
1.6 i 16V (74 kW)	1995.10- 2003.07	MT/AT		F	Hatchback Engine X16SZR	844007	Outer Joint	29T	22	22	52	94.5	50	O			
	1995.10- 2002.07		L	F	Hatchback Engine X16XEL/Y16XE/Z16XE	244076	Drive Shaft	29T	22	22	52	95	592				
	1995.10- 2002.07		R	F	Hatchback Engine X16XEL/Y16XE/Z16XE	244077	Drive Shaft	29T	22	22	52	95	955				
	1995.10- 2002.07			F	Hatchback Engine X16XEL/Y16XE/Z16XE	844011	Outer Joint	29T	33	22	52	103	50.5	O			
1.7 TD (60 kW)	1995.10- 2002.07	MT/AT		F	Hatchback Engine X16XEL/Y16XE/Z16XE	844007	Outer Joint	29T	22	22	52	94.5	50	O			
	1995.10- 1998.12	MT/AT		F	Hatchback Engine X17DT(TC4EE1)	844006	Outer Joint	29T	33	25	52	103.5	61	O			
	1995.10- 1998.12	5MT	L	F	Hatchback Engine X17DT(TC4EE1)	244038	Drive Shaft	29T	33	34	52	103.5	595				
1.8 i 16V (85 kW)	1995.10- 1998.12	5MT	R	F	Hatchback Engine X17DT(TC4EE1)	244039	Drive Shaft	29T	33	34	52	103.5	959				
	1995.10- 2000.09	MT/AT		F	Hatchback Engine X18XE1/Z18XEL	844006	Outer Joint	29T	33	25	52	103.5	61	O			
	1995.10- 2000.09	5MT/4AT	L	F	Hatchback Engine X18XE1/Z18XEL	244038	Drive Shaft	29T	33	34	52	103.5	595				
1.8 i 16V (92 kW)	1995.10- 2000.09	5MT/4AT	R	F	Hatchback Engine X18XE1/Z18XEL	244039	Drive Shaft	29T	33	34	52	103.5	959				
	2000.09- 2003.07	MT/AT		F	Hatchback Engine Z18XE	844006	Outer Joint	29T	33	25	52	103.5	61	O			
2.0 Di 16V (60 kW)	1996.11- 2000.06	MT/AT		F	Hatchback Engine X20DTL	844006	Outer Joint	29T	33	25	52	103.5	61	O			
	1996.11- 2000.06	5MT	L	F	Hatchback Engine X20DTL	244038	Drive Shaft	29T	33	34	52	103.5	595				
	1996.11- 2000.06	5MT	R	F	Hatchback Engine X20DTL	244039	Drive Shaft	29T	33	34	52	103.5	959				
2.0 DTi 16V (74 kW)	1997.06- 2003.07	MT/AT		F	Hatchback Engine X20DTH/Y20DTH	844006	Outer Joint	29T	33	25	52	103.5	61	O			
	1997.06- 2003.07	5MT	L	F	Hatchback Engine X20DTH/Y20DTH	244038	Drive Shaft	29T	33	34	52	103.5	595				
	1997.06- 2003.07	5MT	R	F	Hatchback Engine X20DTH/Y20DTH	244039	Drive Shaft	29T	33	34	52	103.5	959				





	 YEAR	TRANSM	L/R	F/R	REMARKS	GSP Ref.	 PRODUCT	 ABS	Technical Specifications					
									A	B	C	H	L	P
OPEL														
VECTRA B (38 _)														
2.0 i (82 kW)	1995.10- 2002.02	MT/AT		F	Hatchback Engine 20NEJ	844006	Outer Joint	29T	33	25	52	103.5	61	O
	1995.10- 2002.02	5MT	L	F	Hatchback Engine 20NEJ	244038	Drive Shaft	29T	33	34	52	103.5	595	
	1995.10- 2002.02	5MT	R	F	Hatchback Engine 20NEJ	244039	Drive Shaft	29T	33	34	52	103.5	959	
	1995.10- 2002.02			F	Hatchback Engine 20NEJ	844049	Outer Joint		33	25	52	109	61	O
2.0 i 16V (100 kW)	1995.10- 2000.09	MT/AT		F	Hatchback Engine X20XE	844006	Outer Joint	29T	33	25	52	103.5	61	O
	1995.10- 2000.09	5MT/4AT	L	F	Hatchback Engine X20XE	244038	Drive Shaft	29T	33	34	52	103.5	595	
	1995.10- 2000.09	5MT/4AT	R	F	Hatchback Engine X20XE	244039	Drive Shaft	29T	33	34	52	103.5	959	
2.2 DTi 16V (92 kW)	2000.09- 2003.07			F	Hatchback Engine Y22DTR	844065	Outer Joint	29T	33	35	55	104	67.5	I
2.2 i 16V (108 kW)	2000.09- 2003.07	5MT/4AT	L	F	Hatchback Engine Z22SE	244038	Drive Shaft	29T	33	34	52	103.5	595	
	2000.09- 2003.07	5MT/4AT	R	F	Hatchback Engine Z22SE	244039	Drive Shaft	29T	33	34	52	103.5	959	
2.5 i V6 (125 kW)	1995.10- 2000.09	MT/AT		F	Hatchback Engine X25XE	844006	Outer Joint	29T	33	25	52	103.5	61	O
	1995.10- 2000.09	5MT/4AT	L	F	Hatchback Engine X25XE	244038	Drive Shaft	29T	33	34	52	103.5	595	
	1995.10- 2000.09	5MT/4AT	R	F	Hatchback Engine X25XE	244039	Drive Shaft	29T	33	34	52	103.5	959	
VECTRA C														
1.6 (77 kW)	2006.01-			F	Saloon Engine Z16XEP	821038	Outer Joint		30	24	52	94	64	M
	2006.01-			F	Estate Engine Z16XEP	821038	Outer Joint		30	24	52	94	64	M
	2006.01-			F	Estate Engine Z16XEP	817007	Outer Joint		30	25	52.5	105	62	O
	2006.01-			F	Saloon Engine Z16XEP	817007	Outer Joint		30	25	52.5	105	62	O
1.6 16V (74 kW)	2004.06-			F	Saloon Engine Z16XE	821038	Outer Joint		30	24	52	94	64	M
	2004.06-			F	Estate Engine Z16XE	821038	Outer Joint		30	24	52	94	64	M
	2004.06-			F	Estate Engine Z16XE	817007	Outer Joint		30	25	52.5	105	62	O
	2004.06-			F	Saloon Engine Z16XE	817007	Outer Joint		30	25	52.5	105	62	O
1.6/1.8					699026	Inner Joint		22	25	35	57	82.5		
1.8 (103 kW)	2006.01-			F	Estate Engine Z18XER	817007	Outer Joint		30	25	52.5	105	62	O
	2006.01-			F	Saloon Engine Z18XER	817007	Outer Joint		30	25	52.5	105	62	O
1.8 (81 kW)	2002.04-			F	Saloon Engine Z18XEL	817007	Outer Joint		30	25	52.5	105	62	O
1.8 (90 kW)	2003.10-			F	Estate Engine Z18XE	817007	Outer Joint		30	25	52.5	105	62	O
1.8 16V (90 kW)	2002.04-			F	Saloon Engine Z18XE	817007	Outer Joint		30	25	52.5	105	62	O
1.9 CDTi (110 kW)	2004.04-	Semi-AT	L/R	F	Saloon Engine Z19DTH	244080	Drive Shaft		30	27	53.8	94.5	591	
	2004.04-	Semi-AT	L/R	F	Estate Engine Z19DTH	244080	Drive Shaft		30	27	53.8	94.5	591	
	2004.04-	MT	R	F	Saloon Engine Z19DTH	221032	Drive Shaft		30	27	53.8	94.5	605	
	2004.04-	MT	R	F	Estate Engine Z19DTH	221032	Drive Shaft		30	27	53.8	94.5	605	
	2004.04-	MT/AT		F	Estate Engine Z19DTH	817051	Outer Joint		30	26	53.8	94.5	65.5	M
	2004.04-	MT/AT		F	Saloon Engine Z19DTH	817051	Outer Joint		30	26	53.8	94.5	65.5	M
	2004.04-	MT	L	F	Saloon Engine Z19DTH	221032	Drive Shaft		30	27	53.8	94.5	605	
	2004.04-	MT	L	F	Estate Engine Z19DTH	221032	Drive Shaft		30	27	53.8	94.5	605	
1.9 CDTi (74 kW)	2005.10-	MT	R	F	Saloon Engine Z19DT	221032	Drive Shaft		30	27	53.8	94.5	605	
	2005.10-	MT	R	F	Estate Engine Z19DTL	221032	Drive Shaft		30	27	53.8	94.5	605	
	2005.10-	MT/AT		F	Estate Engine Z19DTL	817051	Outer Joint		30	26	53.8	94.5	65.5	M
	2005.10-	MT/AT		F	Saloon Engine Z19DT	817051	Outer Joint		30	26	53.8	94.5	65.5	M
	2005.10-	MT	L	F	Estate Engine Z19DTL	221032	Drive Shaft		30	27	53.8	94.5	605	
	2005.10-	MT	L	F	Saloon Engine Z19DT	221032	Drive Shaft		30	27	53.8	94.5	605	
1.9 CDTi (88 kW)	2004.04-	MT	R	F	Saloon Engine Z19DT	221032	Drive Shaft		30	27	53.8	94.5	605	
	2004.04-	MT	R	F	Estate Engine Z19DT	221032	Drive Shaft		30	27	53.8	94.5	605	
	2004.04-	MT		F	Estate Engine Z19DT	817051	Outer Joint		30	26	53.8	94.5	65.5	M
	2004.04-	MT		F	Saloon Engine Z19DT	817051	Outer Joint		30	26	53.8	94.5	65.5	M
	2004.04-	MT	L	F	Estate Engine Z19DT	221032	Drive Shaft		30	27	53.8	94.5	605	
	2004.04-	MT	L	F	Saloon Engine Z19DT	221032	Drive Shaft		30	27	53.8	94.5	605	
2.0 16V Turbo (129 kW)	2003.05- 2005.08	MT	L/R	F	Saloon Engine Z20NET	221032	Drive Shaft		30	27	53.8	94.5	605	
	2003.05- 2005.08	MT		F	Saloon Engine Z20NET	817051	Outer Joint		30	26	53.8	94.5	65.5	M
2.0 DTi (74 kW)	2003.10-			F	Estate Engine Y20DTH	817007	Outer Joint		30	25	52.5	105	62	O
2.0 DTi 16V (74 kW)	2002.04-			F	Saloon Engine Y20DTH	817007	Outer Joint		30	25	52.5	105	62	O
2.0 Turbo (129 kW)	2003.10-	MT	L/R	F	Estate Engine Z20NET	221032	Drive Shaft		30	27	53.8	94.5	605	
	2003.10-	MT		F	Estate Engine Z20NET	817051	Outer Joint		30	26	53.8	94.5	65.5	M
2.2 16V (108 kW)	2002.04-	5MT		F	Saloon Engine Z22SE	817007	Outer Joint		30	25	52.5	105	62	O
2.2 Direct (114 kW)	2003.10-			F	Saloon Engine Z22YH	821038	Outer Joint		30	24	52	94	64	M
	2003.10-			F	Estate Engine Z22YH	821038	Outer Joint		30	24	52	94	64	M
	2003.10-			F	Estate Engine Z22YH	817007	Outer Joint		30	25	52.5	105	62	O
	2003.10-			F	Saloon Engine Z22YH	817007	Outer Joint		30	25	52.5	105	62	O
2.2 DTi (92 kW)	2003.10-	MT	L/R	F	Estate Engine Y22DTR	221032	Drive Shaft		30	27	53.8	94.5	605	
	2003.10-	MT		F	Estate Engine Y22DTR	817051	Outer Joint		30	26	53.8	94.5	65.5	M





	 YEAR	TRANSM	L/R	F/R	REMARKS	GSP Ref.	 PRODUCT	 ABS	Technical Specifications					
									A	B	C	H	L	P
OPEL														
VECTRA C														
2.2 DTi 16V (92 kW)	2002.04-	MT	L/R	F	Saloon Engine Y22DTR	221032	Drive Shaft		30	27	53.8	94.5	605	
	2002.04-	MT		F	Saloon Engine Y22DTR	817051	Outer Joint		30	26	53.8	94.5	65.5	M
2.8 V6 Turbo (169 kW)	2005.08-			F	Estate Engine Z28NEL	821030	Outer Joint		30	28	55.4	96	65	M
2.8 V6 Turbo (188 kW)	2005.08-			F	Estate Engine Z28NET	821030	Outer Joint		30	28	55.4	96	65	M
3.0 CDTi (130 kW)	2003.06-		L/R	F	Saloon Engine Y30DT	221032	Drive Shaft		30	27	53.8	94.5	605	
	2003.06-	MT		F	Saloon Engine Y30DT	817051	Outer Joint		30	26	53.8	94.5	65.5	M
3.0 V6 CDTi (130 kW)	2003.10-		L/R	F	Estate Engine Y30DT	221032	Drive Shaft		30	27	53.8	94.5	605	
	2003.10-	MT		F	Estate Engine Y30DT	817051	Outer Joint		30	26	53.8	94.5	65.5	M
3.2 V6 (155 kW)	2002.08-	MT	L/R	F	Saloon Engine Z32SE	221032	Drive Shaft		30	27	53.8	94.5	605	
	2002.08-	MT		F	Saloon Engine Z32SE	817051	Outer Joint		30	26	53.8	94.5	65.5	M
	2003.10-	MT	L/R	F	Estate Engine Z32SE	221032	Drive Shaft		30	27	53.8	94.5	605	
	2003.10-	MT		F	Estate Engine Z32SE	817051	Outer Joint		30	26	53.8	94.5	65.5	M
VECTRA C GTS														
1.6 (74 kW)	2005.08-			F	Hatchback Engine Z16XE	821038	Outer Joint		30	24	52	94	64	M
	2005.08-			F	Hatchback Engine Z16XE	817007	Outer Joint		30	25	52.5	105	62	O
1.6 (77 kW)	2006.01-			F	Hatchback Engine Z16XEP	821038	Outer Joint		30	24	52	94	64	M
	2006.01-			F	Hatchback Engine Z16XEP	817007	Outer Joint		30	25	52.5	105	62	O
1.8 (103 kW)	2006.01-			F	Hatchback Engine Z18XER	817007	Outer Joint		30	25	52.5	105	62	O
1.8 16V (90 kW)	2002.08-			F	Hatchback Engine Z18XE	817007	Outer Joint		30	25	52.5	105	62	O
1.9 CDTi (110 kW)	2004.04-	Semi-AT	L/R	F	Hatchback Engine Z19DTH	244080	Drive Shaft		30	27	53.8	94.5	591	
	2004.04-	MT	R	F	Hatchback Engine Z19DTH	221032	Drive Shaft		30	27	53.8	94.5	605	
	2004.04-	MT/AT		F	Hatchback Engine Z19DTH	817051	Outer Joint		30	26	53.8	94.5	65.5	M
	2004.04-	MT	L	F	Hatchback Engine Z19DTH	221032	Drive Shaft		30	27	53.8	94.5	605	
1.9 CDTi (74 kW)	2005.10-	MT	R	F	Hatchback Engine Z19DTL	221032	Drive Shaft		30	27	53.8	94.5	605	
	2005.10-	MT/AT		F	Hatchback Engine Z19DTL	817051	Outer Joint		30	26	53.8	94.5	65.5	M
	2005.10-	MT	L	F	Hatchback Engine Z19DTL	221032	Drive Shaft		30	27	53.8	94.5	605	
1.9 CDTi (88 kW)	2004.04-	MT	R	F	Hatchback Engine Z19DT	221032	Drive Shaft		30	27	53.8	94.5	605	
	2004.04-	MT		F	Hatchback Engine Z19DT	817051	Outer Joint		30	26	53.8	94.5	65.5	M
	2004.04-	MT	L	F	Hatchback Engine Z19DT	221032	Drive Shaft		30	27	53.8	94.5	605	
2.0 16V Turbo (129 kW)	2003.03-	MT	L/R	F	Hatchback Engine Z20NET	221032	Drive Shaft		30	27	53.8	94.5	605	
	2003.03-	MT		F	Hatchback Engine Z20NET	817051	Outer Joint		30	26	53.8	94.5	65.5	M
2.0 DTi 16V (74 kW)	2002.08-	MT		F	Hatchback Engine Y20DTH	817007	Outer Joint		30	25	52.5	105	62	O
2.2 16V (108 kW)	2002.08-	5MT		F	Hatchback Engine Z22SE	817007	Outer Joint		30	25	52.5	105	62	O
2.2 Direct (114 kW)	2003.10-			F	Hatchback Engine Z22YH	821038	Outer Joint		30	24	52	94	64	M
	2003.10-			F	Hatchback Engine Z22YH	817007	Outer Joint		30	25	52.5	105	62	O
2.2 DTi 16V (92 kW)	2002.08-	MT	L/R	F	Hatchback Engine Y22DTR	221032	Drive Shaft		30	27	53.8	94.5	605	
	2002.08-	MT		F	Hatchback Engine Y22DTR	817051	Outer Joint		30	26	53.8	94.5	65.5	M
2.8 V6 Turbo (169 kW)	2005.08-			F	Hatchback Engine Z28NEL	821030	Outer Joint		30	28	55.4	96	65	M
2.8 V6 Turbo (188 kW)	2005.08-			F	Hatchback Engine Z28NET	821030	Outer Joint		30	28	55.4	96	65	M
3.0 CDTi (130 kW)	2003.06-		L/R	F	Hatchback Engine Y30DT	221032	Drive Shaft		30	27	53.8	94.5	605	
	2003.06-	MT		F	Hatchback Engine Y30DT	817051	Outer Joint		30	26	53.8	94.5	65.5	M
3.2 V6 (155 kW)	2002.08-	MT	L/R	F	Hatchback Engine Z32SE	221032	Drive Shaft		30	27	53.8	94.5	605	
	2002.08-	MT		F	Hatchback Engine Z32SE	817051	Outer Joint		30	26	53.8	94.5	65.5	M
VIVARO														
2.5 DTi (99 kW)	2003.05-					845015	Outer Joint		21	20	56.4	76	56	O
VIVARO (E7)														
1.9 DTi (74 kW)	2006.08-		L	F	Platform/Chassis Engine F9Q760	244003	Drive Shaft		27	37.1	56.5	93.5	676	
	2006.08-		R	F	Platform/Chassis Engine F9Q760	244013	Drive Shaft		27	39	56.5	93.5	1020	
	2006.08-			F	Platform/Chassis Engine F9Q760	818105	Outer Joint		27	26	56.5	93.5	64	M
2.0 16V (88 kW)	2006.08-			F	Platform/Chassis Engine F4R720	818105	Outer Joint		27	26	56.5	93.5	64	M
2.0 CDTi (66 kW)	2006.01-		L	F	Platform/Chassis Engine M9R782	260022	Drive Shaft		27	39	56.6	94	694	
	2006.01-		R	F	Platform/Chassis Engine M9R782	218271	Drive Shaft		27	39	56.6	94	1013	
2.0 CDTi (84 kW)	2006.08-		L	F	Platform/Chassis Engine M9R780	260022	Drive Shaft		27	39	56.6	94	694	
	2006.08-		R	F	Platform/Chassis Engine M9R780	218271	Drive Shaft		27	39	56.6	94	1013	
2.0 EcoTec (86 kW)	2006.08-		L	F	Platform/Chassis Engine F4R820	244003	Drive Shaft		27	37.1	56.5	93.5	676	
	2006.08-		R	F	Platform/Chassis Engine F4R820	244013	Drive Shaft		27	39	56.5	93.5	1020	
	2006.08-			F	Platform/Chassis Engine F4R820	818105	Outer Joint		27	26	56.5	93.5	64	M
2.5 CDTi (107 kW)	2006.08-		R	F	Platform/Chassis Engine G9U630	218301	Drive Shaft		27	39	56.6	94	1045	
2.5 CDTi (84 kW)	2006.08-		R	F	Platform/Chassis Engine G9U630	218301	Drive Shaft		27	39	56.6	94	1045	
2.5 DTi (99 kW)	2006.08-		L	F	Platform/Chassis Engine G9U730	250497	Drive Shaft		27	39	56.6	94	667	
	2006.08-		R	F	Platform/Chassis Engine G9U730	218301	Drive Shaft		27	39	56.6	94	1045	





	 YEAR	TRANSM	L/R	F/R	REMARKS	GSP Ref.	 PRODUCT	 ABS	Technical Specifications									
									A	B	C	H	L	P				
OPEL VIVARO (F7)																		
1.9 Di (60 kW)	2001.08-		L	F	Box Engine F9Q762	244003	Drive Shaft		27	37.1	56.5	93.5	676					
	2001.08-		R	F	Box Engine F9Q762	244013	Drive Shaft		27	39	56.5	93.5	1020					
	2001.08-			F	Box Engine F9Q762	818105	Outer Joint		27	26	56.5	93.5	64	M				
1.9 DTi (74 kW)	2001.08-		L	F	Box Engine F9Q760	244003	Drive Shaft		27	37.1	56.5	93.5	676					
	2001.08-		R	F	Box Engine F9Q760	244013	Drive Shaft		27	39	56.5	93.5	1020					
	2001.08-			F	Box Engine F9Q760	818105	Outer Joint		27	26	56.5	93.5	64	M				
2.0 16V (88 kW)	2001.08-		L	F	Box Engine F4R720	244003	Drive Shaft		27	37.1	56.5	93.5	676					
	2001.08-		R	F	Box Engine F4R720	244013	Drive Shaft		27	39	56.5	93.5	1020					
	2001.08-			F	Box Engine F4R720	818105	Outer Joint		27	26	56.5	93.5	64	M				
2.0 CDTi (66 kW)	2006.08-		L	F	Box Engine M9R630/M9R780/M9R782/M9R786	260022	Drive Shaft		27	39	56.6	94	694					
	2006.08-		R	F	Box Engine M9R630/M9R780/M9R782/M9R786	218271	Drive Shaft		27	39	56.6	94	1013					
2.0 CDTi (84 kW)	2006.08-		L	F	Box Engine M9R692/M9R780/M9R784/M9R786/M9R788	260022	Drive Shaft		27	39	56.6	94	694					
	2006.08-		R	F	Box Engine M9R692/M9R780/M9R784/M9R786/M9R788	218271	Drive Shaft		27	39	56.6	94	1013					
2.0 EcoTec (86 kW)	2006.08-		L	F	Box Engine F4R820	244003	Drive Shaft		27	37.1	56.5	93.5	676					
	2006.08-		R	F	Box Engine F4R820	244013	Drive Shaft		27	39	56.5	93.5	1020					
	2006.08-			F	Box Engine F4R820	818105	Outer Joint		27	26	56.5	93.5	64	M				
2.5 CDTi (107 kW)	2006.08-		R	F	Box Engine G9MB6/G9U630	218301	Drive Shaft		27	39	56.6	94	1045					
2.5 CDTi (84 kW)	2006.08-		R	F	Box Engine G9U630	218301	Drive Shaft		27	39	56.6	94	1045					
2.5 DTi (99 kW)	2003.05-		L	F	Box Engine G9U730	250497	Drive Shaft		27	39	56.6	94	667					
	2003.05-		R	F	Box Engine G9U730	218301	Drive Shaft		27	39	56.6	94	1045					
	2003.05-			F	Box Engine G9U730	818105	Outer Joint		27	26	56.5	93.5	64	M				
VIVARO (J7)																		
1.9 Di (60 kW)	2001.08-		L	F	Bus Engine F9Q762/F9Q774	244003	Drive Shaft		27	37.1	56.5	93.5	676					
	2001.08-		R	F	Bus Engine F9Q762/F9Q774	244013	Drive Shaft		27	39	56.5	93.5	1020					
	2001.08-			F	Bus Engine F9Q762/F9Q774	818105	Outer Joint		27	26	56.5	93.5	64	M				
1.9 DTi (74 kW)	2001.08-		L	F	Bus Engine F9Q760	244003	Drive Shaft		27	37.1	56.5	93.5	676					
	2001.08-		R	F	Bus Engine F9Q760	244013	Drive Shaft		27	39	56.5	93.5	1020					
	2001.08-			F	Bus Engine F9Q760	818105	Outer Joint		27	26	56.5	93.5	64	M				
2.0 16V (88 kW)	2001.08-		L	F	Bus Engine F4R720	244003	Drive Shaft		27	37.1	56.5	93.5	676					
	2001.08-		R	F	Bus Engine F4R720	244013	Drive Shaft		27	39	56.5	93.5	1020					
	2001.08-			F	Bus Engine F4R720	818105	Outer Joint		27	26	56.5	93.5	64	M				
2.0 CDTi (66 kW)	2006.08-		L	F	Bus Engine M9R780/M9R782/M9R786	260022	Drive Shaft		27	39	56.6	94	694					
	2006.08-		R	F	Bus Engine M9R780/M9R782/M9R786	218271	Drive Shaft		27	39	56.6	94	1013					
2.0 CDTi (84 kW)	2006.08-		L	F	Bus Engine M9R780/M9R784/M9R786/M9R788/M9R630/M9R692	260022	Drive Shaft		27	39	56.6	94	694					
	2006.08-		R	F	Bus Engine M9R780/M9R784/M9R786/M9R788/M9R630/M9R692	218271	Drive Shaft		27	39	56.6	94	1013					
2.0 EcoTec (86 kW)	2006.08-		L	F	Bus Engine F4R820	244003	Drive Shaft		27	37.1	56.5	93.5	676					
	2006.08-		R	F	Bus Engine F4R820	244013	Drive Shaft		27	39	56.5	93.5	1020					
	2006.08-			F	Bus Engine F4R820	818105	Outer Joint		27	26	56.5	93.5	64	M				
2.5 CDTi (107 kW)	2006.08-		R	F	Bus Engine G9U630	218301	Drive Shaft		27	39	56.6	94	1045					
2.5 CDTi (84 kW)	2006.08-		R	F	Bus Engine G9U630	218301	Drive Shaft		27	39	56.6	94	1045					
2.5 DTi (99 kW)	2003.05-		L	F	Bus Engine G9U730	250497	Drive Shaft		27	39	56.6	94	667					
	2003.05-		R	F	Bus Engine G9U730	218301	Drive Shaft		27	39	56.6	94	1045					
	2003.05-			F	Bus Engine G9U730	818105	Outer Joint		27	26	56.5	93.5	64	M				
ZAFIRA																		
-						899064	Outer Joint		33	24	52	104	64	M				
			L			208010	Drive Shaft		33	34	52	104	593					
			R			208011	Drive Shaft		33	34	52	104	959					
ZAFIRA A (F75_)																		
1.6 16V (74 kW)	1999.04- 2005.06	MT/AT		F	MPV Engine X16XEL/Z16XE	844006	Outer Joint	29T	33	25	52	103.5	61	O				
	1999.04- 2005.06	5MT		F	MPV Engine X16XEL/Z16XE	844049	Outer Joint		33	25	52	109	61	O				
1.6 CNG (71 kW)	2001.09- 2005.06	5MT		F	MPV Engine Z16YNG	844049	Outer Joint		33	25	52	109	61	O				
1.8 16V (85 kW)	1999.04- 2000.09	MT/AT		F	MPV Engine X18XE1	844006	Outer Joint	29T	33	25	52	103.5	61	O				
	1999.04- 2000.09	5MT		F	MPV Engine X18XE1	844049	Outer Joint		33	25	52	109	61	O				
1.8 16V (92 kW)	2000.09- 2005.06	MT/AT		F	MPV Engine Z18XE	844006	Outer Joint	29T	33	25	52	103.5	61	O				
	2000.09- 2005.06			F	MPV Engine Z18XE	844049	Outer Joint		33	25	52	109	61	O				
2.0 Di 16V (60 kW)	1999.10- 2005.06	MT/AT		F	MPV Engine X20DTL	844006	Outer Joint	29T	33	25	52	103.5	61	O				
	1999.10- 2005.06	5MT		F	MPV Engine X20DTL	844049	Outer Joint		33	25	52	109	61	O				
	1999.10- 2005.06	MT	L	F	MPV Engine X20DTL	244044	Drive Shaft		33	34	52	103.5	595					
2.0 DTi 16V (74 kW)	2000.09- 2005.06	MT/AT		F	MPV Engine Y20DTH	844006	Outer Joint	29T	33	25	52	103.5	61	O				
	2000.09- 2005.06			F	MPV Engine Y20DTH	844049	Outer Joint		33	25	52	109	61	O				
	2000.09- 2005.06	MT	L	F	MPV Engine Y20DTH	244044	Drive Shaft		33	34	52	103.5	595					





	 YEAR	TRANSM	L/R	F/R	REMARKS	GSP Ref.	 PRODUCT	 ABS	Technical Specifications					
									A	B	C	H	L	P
OPEL														
ZAFIRA A (F75_)														
2.2 16V (108 kW)	2000.09- 2005.06	5MT		F	MPV Engine Z22SE	844049	Outer Joint		33	25	52	109	61	O
	2000.09- 2005.06	MT	L	R	MPV Engine Z22SE	244044	Drive Shaft		33	34	52	103.5	595	
2.2 DTi 16V (92 kW)	2002.01- 2005.06			F	MPV Engine Y22DTR	844049	Outer Joint		33	25	52	109	61	O
ZAFIRA B (A05)														
1.6 (77 kW)	2005.07-	MT	R	F	MPV Engine Z16XE1/Z16XEP	244030	Drive Shaft		33	22	53	95	952	
	2005.07-	MT		F	MPV Engine Z16XE1/Z16XEP	844003	Outer Joint		33	22	53	95	54.5	M
	2005.07-	MT	L	F	MPV Engine Z16XE1/Z16XEP	244028	Drive Shaft		33	22	53	95	590	
1.6 (85 kW)	2008.01-		R	F	MPV Engine A16XER/Z16XER	244030	Drive Shaft		33	22	53	95	952	
	2008.01-		L	F	MPV Engine A16XER/Z16XER	244028	Drive Shaft		33	22	53	95	590	
1.6 CNG (69 kW)	2006.01-	MT	R	F	MPV Engine Z16YNG	244030	Drive Shaft		33	22	53	95	952	
	2006.01-	MT	L	F	MPV Engine Z16YNG	244028	Drive Shaft		33	22	53	95	590	
1.9 CDTi (110 kW)	2005.07-	MT	L	F	MPV Engine Z19DTH	221071	Drive Shaft		30	25	53.8	94.5	576	
	2005.07-	MT	R	F	MPV Engine Z19DTH	221062	Drive Shaft		30	34	53.8	94.5	595	
	2005.07-	MT		F	MPV Engine Z19DTH	817051	Outer Joint		30	26	53.8	94.5	65.5	M
1.9 CDTi (74 kW)	2005.07-	MT	R	F	MPV Engine Z19DTL	221056	Drive Shaft		33	34	52.5	94	595	
	2005.07-			F	MPV Engine Z19DTL	844027	Outer Joint		33	26	52.5	94	65.5	M
1.9 CDTi (88 kW)	2005.07-	MT	R	F	MPV Engine Z19DT	221056	Drive Shaft		33	34	52.5	94	595	
	2005.07-			F	MPV Engine Z19DT	817051	Outer Joint		30	26	53.8	94.5	65.5	M
2.0 (147 kW)	2005.07-		R	F	MPV Engine Z20LER	221056	Drive Shaft		33	34	52.5	94	595	
	2005.07-		F	F	MPV Engine Z20LER	844027	Outer Joint		33	26	52.5	94	65.5	M
2.0 (177 kW)	2005.07- 2008.03		R	F	MPV Engine Z20LEH	221062	Drive Shaft		30	34	53.8	94.5	595	
	2005.07- 2008.03			F	MPV Engine Z20LEH	844027	Outer Joint		33	26	52.5	94	65.5	M
OPEL / VAUXHALL														
ASTRA G,SW														
Classic	1998-				Ch.-No YG039154- / 1G043744-	844060	Outer Joint	29T	22	22	52	98	51	O
PEUGEOT														
1007 (KM_)														
1.4 (54 kW)	2005.04- 2007.06			F	Hatchback Engine KFV(TU3JP)	845056	Outer Joint		21	27	49	86	53	O
	2005.04- 2007.06		L	F	Hatchback Engine KFV(TU3JP)	210125	Drive Shaft		21	22	48	86.5	649	
	2005.04- 2007.06		R	F	Hatchback Engine KFV(TU3JP)	210124	Drive Shaft		21	22	48	86.5	840	
1.4 16V (65 kW)	2006.03- 2007.06			F	Hatchback Engine KFV(ET3J4)	845057	Outer Joint		21	22	48	86.5	54	I
	2006.03- 2007.06		L	F	Hatchback Engine KFV(ET3J4)	210146	Drive Shaft		21	22	48	86.5	642	
	2006.03- 2007.06		R	F	Hatchback Engine KFV(ET3J4)	210144	Drive Shaft		21	22	48	86.5	843	
	2006.03- 2007.06			F	Hatchback Engine KFV(ET3J4)	810077	Outer Joint		21	28	49	86	56.5	O
1.6 16V (80 kW)	2005.04- 2007.06			F	Hatchback Engine NFU(TU5JP4)	810077	Outer Joint		21	28	49	86	56.5	O
104														
0.9 (33 kW)	1979.10- 1983.10	MT	L/R	F	Hatchback Engine 108(XV5)	210130	Drive Shaft		21	22	54	90	683	
1.0 (32 kW)	1983.09- 1988.06	MT	L/R	F	Hatchback Engine 108C(XV8)	210130	Drive Shaft		21	22	54	90	683	
1.1 (37 kW)	1979.08- 1988.06	MT	L/R	F	Coupe Engine 109F(XW7)	210130	Drive Shaft		21	22	54	90	683	
	1980.08- 1988.06	MT	L/R	F	Hatchback Engine 109F(XW7)	210130	Drive Shaft		21	22	54	90	683	
1.1 (42 kW)	1976.07- 1982.08	MT	L/R	F	Hatchback Engine 109(XW3)	210130	Drive Shaft		21	22	54	90	683	
	1979.08- 1983.06	MT	L/R	F	Coupe Engine 109(XW3)	210130	Drive Shaft		21	22	54	90	683	
1.2 (42 kW)	1979.08- 1983.06	MT	L/R	F	Hatchback Engine 129(XZ5)	210130	Drive Shaft		21	22	54	90	683	
1.4 (53 kW)	1979.08- 1983.06	MT	L/R	F	Hatchback Engine 150(XY6B)	210130	Drive Shaft		21	22	54	90	683	
	1979.08- 1984.06	MT	L/R	F	Coupe Engine 150(XY6B)	210130	Drive Shaft		21	22	54	90	683	
106														
-	1999.10-		L			210045	Drive Shaft	48T	21	22	50	86.5	625	
	1999.10-					610006	Inner Joint		22	22	40	58.5	87	
1.0 (33/37 KW)	1991- 1996.04					810034	Outer Joint		21	20	50	81.5	54	O
1.0 i (33/37 KW)	1996.05-					810034	Outer Joint		21	20	50	81.5	54	O
1.1 (44 KW)	1991- 1996.04					810034	Outer Joint		21	20	50	81.5	54	O
1.1 i (40/44 KW)	1996.05-					810034	Outer Joint		21	20	50	81.5	54	O
1.4	1991.01-		R			210093	Drive Shaft		21	22	56.4	76	796	
	1991.01-		L			210094	Drive Shaft		21	22	56.4	76	615	
1.5	1991.01-		R			210093	Drive Shaft		21	22	56.4	76	796	
	1991.01-		L			210094	Drive Shaft		21	22	56.4	76	615	
1.6	1991.01-		R			210093	Drive Shaft		21	22	56.4	76	796	
	1991.01-		L			210094	Drive Shaft		21	22	56.4	76	615	





	 YEAR	TRANSM	L/R	F/R	REMARKS	GSP Ref.	 PRODUCT	 ABS	Technical Specifications								
									A	B	C	H	L	P			
PEUGEOT 106 (1A, 1C)																	
1.0 (33 kW)	1991.09- 1996.04	MT	L	F	Hatchback Engine CDY(TU9M)/TU9	210009	Drive Shaft		21	22	50	81.5	618				
	1991.09- 1996.04	MT	R	F	Hatchback Engine CDY(TU9M)/TU9	210008	Drive Shaft		21	22	50	81.5	800				
	1991.09- 1996.04	MT	R	F	Hatchback Engine CDY(TU9M)/TU9	210085	Drive Shaft		21	22	56.4	76	798				
	1991.09- 1996.04	MT	L	F	Hatchback Engine CDY(TU9M)/TU9	210164	Drive Shaft		21	22	58.5	76	614				
1.0 (37 kW)	1991.09- 1996.04	MT	L	F	Hatchback Engine CDZ(TU9M)	210009	Drive Shaft		21	22	50	81.5	618				
	1991.09- 1996.04	MT	R	F	Hatchback Engine CDZ(TU9M)	210008	Drive Shaft		21	22	50	81.5	800				
1.1 (44 kW)	1991.09- 1996.04	MT	R	F	Hatchback Engine HDZ(TU1M)	210186	Drive Shaft	48T	21	22	54	75.5	799				
	1991.09- 1996.04	MT	L	F	Hatchback Engine HDZ(TU1M)	210009	Drive Shaft		21	22	50	81.5	618				
	1991.09- 1996.04	MT	R	F	Hatchback Engine HDZ(TU1M)	210008	Drive Shaft		21	22	50	81.5	800				
	1991.09- 1996.04	MT	R	F	Hatchback Engine HDZ(TU1M)	210085	Drive Shaft		21	22	56.4	76	798				
	1991.09- 1996.04	MT	L	F	Hatchback Engine HDZ(TU1M)	210164	Drive Shaft		21	22	58.5	76	614				
1.3 (72 kW)	1993.10- 1996.04	MT	L	F	Hatchback Engine TU2J2	210020	Drive Shaft	48T	21	22	58.5	76	615				
	1993.10- 1996.04	MT	R	F	Hatchback Engine TU2J2	210174	Drive Shaft	48T	21	22	58.5	76	800				
	1993.10- 1996.04	MT	L	F	Hatchback Engine TU2J2	210159	Drive Shaft		21	22	58.5	76	615				
	1993.10- 1996.04	MT	R	F	Hatchback Engine TU2J2	210118	Drive Shaft		21	22	56.4	76	800				
1.4 (51 kW)	1991.08- 1996.03		R	F	Hatchback Engine TU3	210186	Drive Shaft	48T	21	22	54	75.5	799				
1.4 (55 kW)	1991.09- 1996.04	MT	R	F	Hatchback Engine KDX(TU3MC)/KDY(TU3M)	210186	Drive Shaft	48T	21	22	54	75.5	799				
	1991.09- 1996.04	MT	R	F	Hatchback Engine KDX(TU3MC)/KDY(TU3M)	210085	Drive Shaft		21	22	56.4	76	798				
	1991.09- 1996.04	MT	L	F	Hatchback Engine KDX(TU3MC)/KDY(TU3M)	210164	Drive Shaft		21	22	58.5	76	614				
	1991.09- 1996.04	MT	R	F	Hatchback Engine KDX(TU3MC)/KDY(TU3M)	210042	Drive Shaft	48T	21	22	56.4	76	798				
	1991.09- 1996.04	MT	L	F	Hatchback Engine KDX(TU3MC)/KDY(TU3M)	210038	Drive Shaft	48T	21	22	58.5	76	614				
1.4 (69 kW)	1991.09- 1996.04	MT	L	F	Hatchback Engine KFZ(TU3J2/Z)	210020	Drive Shaft	48T	21	22	58.5	76	615				
	1991.09- 1996.04	MT	R	F	Hatchback Engine KFZ(TU3J2/Z)	210174	Drive Shaft	48T	21	22	58.5	76	800				
	1991.09- 1996.04	MT	R	F	Hatchback Engine KFZ(TU3J2/Z)	210186	Drive Shaft	48T	21	22	54	75.5	799				
	1991.09- 1996.04	MT	L	F	Hatchback Engine KFZ(TU3J2/Z)	210159	Drive Shaft		21	22	58.5	76	615				
	1991.09- 1996.04	MT	R	F	Hatchback Engine KFZ(TU3J2/Z)	210118	Drive Shaft		21	22	56.4	76	800				
1.4 D (37 kW)	1992.09- 1996.04	MT	R	F	Hatchback Engine K9Y(TUD3Y)	210186	Drive Shaft	48T	21	22	54	75.5	799				
	1992.09- 1996.04	MT	R	F	Hatchback Engine K9Y(TUD3Y)	210085	Drive Shaft		21	22	56.4	76	798				
	1992.09- 1996.04	MT	L	F	Hatchback Engine K9Y(TUD3Y)	210164	Drive Shaft		21	22	58.5	76	614				
	1992.09- 1996.04	MT	R	F	Hatchback Engine K9Y(TUD3Y)	210042	Drive Shaft	48T	21	22	56.4	76	798				
	1992.09- 1996.04	MT	L	F	Hatchback Engine K9Y(TUD3Y)	210038	Drive Shaft	48T	21	22	58.5	76	614				
1.5 D (40 kW)	1994.06- 1996.04	MT	R	F	Hatchback Engine VJY(TUD5)	210186	Drive Shaft	48T	21	22	54	75.5	799				
	1994.06- 1996.04	MT	L	F	Hatchback Engine VJY(TUD5)	299007	Drive Shaft	48T	21	22	58.5	76	608				
1.5 D (43 kW)	1994.06- 1996.04	MT	R	F	Hatchback Engine VJY(TUD5)	210186	Drive Shaft	48T	21	22	54	75.5	799				
	1994.06- 1996.04	MT	L	F	Hatchback Engine VJY(TUD5)	299007	Drive Shaft	48T	21	22	58.5	76	608				
1.6 (65 kW)	1993.06- 1996.04	MT	R	F	Hatchback Engine NFZ(TU5JP)	210186	Drive Shaft	48T	21	22	54	75.5	799				
	1993.06- 1996.04	MT	L	F	Hatchback Engine NFZ(TU5JP)	299007	Drive Shaft	48T	21	22	58.5	76	608				
1.6 (76 kW)	1994.01- 1996.04	MT	L	F	Hatchback Engine NFY(TU5J2)	210020	Drive Shaft	48T	21	22	58.5	76	615				
	1994.01- 1996.04	MT	R	F	Hatchback Engine NFY(TU5J2)	210174	Drive Shaft	48T	21	22	58.5	76	800				
	1994.01- 1996.04	MT	L	F	Hatchback Engine NFY(TU5J2)	210159	Drive Shaft		21	22	58.5	76	615				
	1994.01- 1996.04	MT	R	F	Hatchback Engine NFY(TU5J2)	210118	Drive Shaft		21	22	56.4	76	800				
106 II																	
1.6	1998.05-	MT	R	F		210119	Drive Shaft	48T	21	22	50	85	812				
106 II (1)																	
1.0 i (33 kW)	1996.05-	MT	R	F	Hatchback Engine CDY(TU9M)	210186	Drive Shaft	48T	21	22	54	75.5	799				
	1996.05-	MT	L	F	Hatchback Engine CDY(TU9M)	210161	Drive Shaft		21	22	58.5	86	624				
	1996.05-	MT	L	F	Hatchback Engine CDY(TU9M)	210009	Drive Shaft		21	22	50	81.5	618				
	1996.05-	MT	R	F	Hatchback Engine CDY(TU9M)	210156	Drive Shaft		21	22	58.5	86	807				
	1996.05-	MT	R	F	Hatchback Engine CDY(TU9M)	210008	Drive Shaft		21	22	50	81.5	800				
	1996.05-	MT	L	F	Hatchback Engine CDY(TU9M)	299006	Drive Shaft	48T	21	22	58.5	86	624				
1.0 i (37 kW)	1997.01-	MT	R	F	Hatchback Engine CDZ(TU9M)	210186	Drive Shaft	48T	21	22	54	75.5	799				
	1997.01-	MT	L	F	Hatchback Engine CDZ(TU9M)	210161	Drive Shaft		21	22	58.5	86	624				
	1997.01-	MT	L	F	Hatchback Engine CDZ(TU9M)	210009	Drive Shaft		21	22	50	81.5	618				
	1997.01-	MT	R	F	Hatchback Engine CDZ(TU9M)	210156	Drive Shaft		21	22	58.5	86	807				
	1997.01-	MT	R	F	Hatchback Engine CDZ(TU9M)	210008	Drive Shaft		21	22	50	81.5	800				
	1997.01-	MT	L	F	Hatchback Engine CDZ(TU9M)	299006	Drive Shaft	48T	21	22	58.5	86	624				
	1997.01-	MT	R	F	Hatchback Engine CDZ(TU9M)	299010	Drive Shaft	48T	21	22	58.5	86	807				
1.1 i (40 kW)	1997.01-	MT	R	F	Hatchback Engine HDY(TU1M)	210186	Drive Shaft	48T	21	22	54	75.5	799				
	1997.01-	MT	L	F	Hatchback Engine HDY(TU1M)	210161	Drive Shaft		21	22	58.5	86	624				
	1997.01-	MT	L	F	Hatchback Engine HDY(TU1M)	210009	Drive Shaft		21	22	50	81.5	618				
	1997.01-	MT	R	F	Hatchback Engine HDY(TU1M)	210156	Drive Shaft		21	22	58.5	86	807				





	 YEAR	TRANSM	L/R	F/R	REMARKS	GSP Ref.	 PRODUCT	 ABS	Technical Specifications										
									A	B	C	H	L	P					
PEUGEOT																			
106 II (1)																			
1.1 i (40 kW)	1997.01-	MT	R	F	Hatchback Engine HDY(TU1M)	210008	Drive Shaft		21	22	50	81.5	800						
	1997.01-	MT	L	F	Hatchback Engine HDY(TU1M)	299006	Drive Shaft	48T	21	22	58.5	86	624						
	1997.01-	MT	R	F	Hatchback Engine HDY(TU1M)	299010	Drive Shaft	48T	21	22	58.5	86	807						
	1997.01-		L	F	Hatchback Engine HDY(TU1M)	245071	Drive Shaft		21	22	48	86.5	622						
1.1 i (44 kW)	1997.01-		R	F	Hatchback Engine HDY(TU1M)	245072	Drive Shaft		21	22	48	86.5	798.5						
	1996.05-	MT	R	F	Hatchback Engine HDZ(TU1M)/HFX(TU1JP)	210186	Drive Shaft	48T	21	22	54	75.5	799						
	1996.05-	MT	L	F	Hatchback Engine HDZ(TU1M)/HFX(TU1JP)	210161	Drive Shaft		21	22	58.5	86	624						
	1996.05-	MT	L	F	Hatchback Engine HDZ(TU1M)/HFX(TU1JP)	210009	Drive Shaft		21	22	50	81.5	618						
	1996.05-	MT	R	F	Hatchback Engine HDZ(TU1M)/HFX(TU1JP)	210156	Drive Shaft		21	22	58.5	86	807						
	1996.05-	MT	R	F	Hatchback Engine HDZ(TU1M)/HFX(TU1JP)	210008	Drive Shaft		21	22	50	81.5	800						
	1996.05-	MT	L	F	Hatchback Engine HDZ(TU1M)/HFX(TU1JP)	299006	Drive Shaft	48T	21	22	58.5	86	624						
1.1 i (44 kW)	1996.05-	MT	R	F	Hatchback Engine HDZ(TU1M)/HFX(TU1JP)	299010	Drive Shaft	48T	21	22	58.5	86	807						
	1996.05-		L	F	Hatchback Engine HDZ(TU1M)/HFX(TU1JP)	245071	Drive Shaft		21	22	48	86.5	622						
	1996.05-		R	F	Hatchback Engine HDZ(TU1M)/HFX(TU1JP)	245072	Drive Shaft		21	22	48	86.5	798.5						
	1.4 i (55 kW)	1996.05-	MT	R	F	Hatchback Engine KFW(TU3JP)/KFX(TU3JP)	210186	Drive Shaft	48T	21	22	54	75.5	799					
		1996.05-	MT	L	F	Hatchback Engine KFW(TU3JP)/KFX(TU3JP)	210161	Drive Shaft		21	22	58.5	86	624					
		1996.05-	MT	R	F	Hatchback Engine KFW(TU3JP)/KFX(TU3JP)	210156	Drive Shaft		21	22	58.5	86	807					
		1996.05-	MT	L	F	Hatchback Engine KFW(TU3JP)/KFX(TU3JP)	299006	Drive Shaft	48T	21	22	58.5	86	624					
1996.05-		MT	R	F	Hatchback Engine KFW(TU3JP)/KFX(TU3JP)	210085	Drive Shaft		21	22	56.4	76	798						
1996.05-		MT	R	F	Hatchback Engine KFW(TU3JP)/KFX(TU3JP)	299010	Drive Shaft	48T	21	22	58.5	86	807						
1996.05-		MT	L	F	Hatchback Engine KFW(TU3JP)/KFX(TU3JP)	210164	Drive Shaft		21	22	58.5	76	614						
1996.05-		MT	R	F	Hatchback Engine KFW(TU3JP)/KFX(TU3JP)	210042	Drive Shaft	48T	21	22	56.4	76	798						
1.4 i (55 kW)	1996.05-	MT	L	F	Hatchback Engine KFW(TU3JP)/KFX(TU3JP)	210038	Drive Shaft	48T	21	22	58.5	76	614						
	1996.05-	AT	L	F	Hatchback Engine KFW(TU3JP)/KFX(TU3JP)	210138	Drive Shaft	48T	21	29.95	50	86	603.5						
	1.5 D (40 kW)	1996.05-	MT	R	F	Hatchback Engine VJY(TUD5)	210186	Drive Shaft	48T	21	22	54	75.5	799					
		1996.05-	MT	L	F	Hatchback Engine VJY(TUD5)	299007	Drive Shaft	48T	21	22	58.5	76	608					
		1996.05-	MT	L	F	Hatchback Engine VJY(TUD5)	210161	Drive Shaft		21	22	58.5	86	624					
		1996.05-	MT	R	F	Hatchback Engine VJY(TUD5)	210156	Drive Shaft		21	22	58.5	86	807					
		1996.05-	MT	L	F	Hatchback Engine VJY(TUD5)	299006	Drive Shaft	48T	21	22	58.5	86	624					
		1996.05-	MT	R	F	Hatchback Engine VJY(TUD5)	299010	Drive Shaft	48T	21	22	58.5	86	807					
1996.05-			L	F	Hatchback Engine VJY(TUD5)	245071	Drive Shaft		21	22	48	86.5	622						
1996.05-			R	F	Hatchback Engine VJY(TUD5)	245072	Drive Shaft		21	22	48	86.5	798.5						
1.5 D (42 kW)	1998.04-		L	F	Hatchback Engine VJX(TUD5)	210161	Drive Shaft		21	22	58.5	86	624						
	1998.04-		R	F	Hatchback Engine VJX(TUD5)	210156	Drive Shaft		21	22	58.5	86	807						
	1998.04-		L	F	Hatchback Engine VJX(TUD5)	299006	Drive Shaft	48T	21	22	58.5	86	624						
	1998.04-		R	F	Hatchback Engine VJX(TUD5)	299010	Drive Shaft	48T	21	22	58.5	86	807						
	1998.04-		L	F	Hatchback Engine VJX(TUD5)	245071	Drive Shaft		21	22	48	86.5	622						
	1998.04-		R	F	Hatchback Engine VJX(TUD5)	245072	Drive Shaft		21	22	48	86.5	798.5						
1.6 i (65 kW)	1998.04-	MT	L	F	Hatchback Engine VJX(TUD5)	210164	Drive Shaft		21	22	58.5	76	614						
	1996.05-	MT	L	F	Hatchback Engine NfZ(TU5JP)	210020	Drive Shaft	48T	21	22	58.5	76	615						
	1996.05-	MT	R	F	Hatchback Engine NfZ(TU5JP)	210174	Drive Shaft	48T	21	22	58.5	76	800						
	1996.05-		R	F	Hatchback Engine NfZ(TU5JP)	210186	Drive Shaft	48T	21	22	54	75.5	799						
	1996.05-	MT	L	F	Hatchback Engine NfZ(TU5JP)	210159	Drive Shaft		21	22	58.5	76	615						
	1996.05-	MT	R	F	Hatchback Engine NfZ(TU5JP)	210118	Drive Shaft		21	22	56.4	76	800						
	1996.05-	MT	L	F	Hatchback Engine NfZ(TU5JP)	210157	Drive Shaft		21	22	58.5	86	616						
	1996.05-	MT	R	F	Hatchback Engine NfZ(TU5JP)	210152	Drive Shaft		21	22	50	85	812						
	1996.05-	MT	L	F	Hatchback Engine NfZ(TU5JP)	210048	Drive Shaft	48T	21	22	58.5	86	616						
1.6 i (74 kW)	1996.05-	MT	R	F	Hatchback Engine NfZ(TU5JP)	210049	Drive Shaft	48T	21	22	58.5	86	811.5						
	1996.05-	AT	L	F	Hatchback Engine NfZ(TU5JP)	210138	Drive Shaft	48T	21	29.95	50	86	603.5						
	1996.05-	AT	L	F	Hatchback Engine NfW(TU5J2)/NFY(TU5J2)	210138	Drive Shaft	48T	21	29.95	50	86	603.5						
	1996.05-	MT	L	F	Hatchback Engine NfW(TU5J2)/NFY(TU5J2)	210020	Drive Shaft	48T	21	22	58.5	76	615						
	1996.05-	MT	R	F	Hatchback Engine NfW(TU5J2)/NFY(TU5J2)	210174	Drive Shaft	48T	21	22	58.5	76	800						
	1996.05-	MT	L	F	Hatchback Engine NfW(TU5J2)/NFY(TU5J2)	210159	Drive Shaft		21	22	58.5	76	615						
	1996.05-	MT	R	F	Hatchback Engine NfW(TU5J2)/NFY(TU5J2)	210118	Drive Shaft		21	22	56.4	76	800						
	1996.05-	MT	L	F	Hatchback Engine NfW(TU5J2)/NFY(TU5J2)	210157	Drive Shaft		21	22	58.5	86	616						
	1996.05-	MT	R	F	Hatchback Engine NfW(TU5J2)/NFY(TU5J2)	210152	Drive Shaft		21	22	50	85	812						
1996.05-	MT	L	F	Hatchback Engine NfW(TU5J2)/NFY(TU5J2)	210048	Drive Shaft	48T	21	22	58.5	86	616							
1.6 S16 (87 kW)	1996.05-	MT	R	F	Hatchback Engine NfW(TU5J2)/NFY(TU5J2)	210049	Drive Shaft	48T	21	22	58.5	86	811.5						
	1996.05-	MT	L	F	Hatchback Engine NfX(TU5J4)	210020	Drive Shaft	48T	21	22	58.5	76	615						
	1996.05-	MT	R	F	Hatchback Engine NfX(TU5J4)	210174	Drive Shaft	48T	21	22	58.5	76	800						
	1996.05-	MT	L	F	Hatchback Engine NfX(TU5J4)	210159	Drive Shaft		21	22	58.5	76	615						
1996.05-	MT	R	F	Hatchback Engine NfX(TU5J4)	210118	Drive Shaft		21	22	56.4	76	800							





	 YEAR	TRANSM	L/R	F/R	REMARKS	GSP Ref.	 PRODUCT	 ABS	Technical Specifications									
									A	B	C	H	L	P				
PEUGEOT																		
106 II (1)																		
1.6 S16 (87 kW)	1996.05-	MT	L	F	Hatchback Engine NFX(TU5J4)	210157	Drive Shaft		21	22	58.5	86	616					
	1996.05-	MT	R	F	Hatchback Engine NFX(TU5J4)	210152	Drive Shaft		21	22	50	85	812					
	1996.05-	MT	L	F	Hatchback Engine NFX(TU5J4)	210048	Drive Shaft	48T	21	22	58.5	86	616					
	1996.05-	MT	R	F	Hatchback Engine NFX(TU5J4)	210049	Drive Shaft	48T	21	22	58.5	86	811.5					
107																		
1.0 (50 kW)	2005.06-		R	F	Hatchback Engine 1KR(384F)	210231	Drive Shaft		24	23	49.5	91	841					
	2005.06-		L	F	Hatchback Engine 1KR(384F)	210232	Drive Shaft		24	23	49.5	91	650					
1.4 HDi (40 kW)	2005.06-		L	F	Hatchback Engine 8HT(DV4TD)	259495	Drive Shaft		24	23	49.5	91	593					
205																		
-		MT/AT	L			299013	Drive Shaft		21	24	56	76	564					
		MT/AT	R			299012	Drive Shaft		21	24	56	76	838					
		MT/AT				610005	Inner Joint		24	29	40	69	99					
1.0 (31/33 KW)	1987.08-					845015	Outer Joint		21	20	56.4	76	56	O				
1.0/1.1	1987.08-		L			645010	Inner Joint		22	22	40	65.8	87					
	1987.08-		L			845016	Outer Joint		21	22	56.4	76	61	O				
1.1 (36/37 KW)	1987.08-					845015	Outer Joint		21	20	56.4	76	56	O				
1.3 Ralley (75 KW)	1988-					845015	Outer Joint		21	20	56.4	76	56	O				
1.4 (44/48 KW) XRA - GT	1987.08- 1987.08					845015	Outer Joint		21	20	56.4	76	56	O				
1.8 D (44 kW)	1983.02- 1990.07			F	Box Engine A9A(XUD7)	810009	Outer Joint		21	22	56	79	60	I				
1.9 CTI/GTI	1987.01- 1994.01	MT/AT		F		810065	Outer Joint	48T	25	34	58.5	80	55	I				
205 (741A/C)																		
1.1 (36 kW)	1983.02- 1987.10		R	F	Hatchback Engine 109N(XW7)	210087	Drive Shaft		21	24	56	79	851.5					
1.1 (37 kW)	1983.02- 1987.10		R	F	Hatchback Engine 109F(XW7)	210087	Drive Shaft		21	24	56	79	851.5					
1.4 (44 kW)	1983.02- 1987.10	MT	L/R	F	Hatchback Engine 150D(XY7)/150G(XY7)	245111	Drive Shaft		21	22	56.4	76	714					
1.6 (53 kW)	1987.03- 1987.10	AT	R	F	Hatchback Engine B1E(XU51C)	210007	Drive Shaft		21	24	48	75.5	845					
	1987.03- 1987.10		R	F	Hatchback Engine B1E(XU51C)	210087	Drive Shaft		21	24	56	79	851.5					
	1987.03- 1987.10	AT	L	F	Hatchback Engine B1E(XU51C)	210039	Drive Shaft		21	24	56.4	76	567					
	1987.03- 1987.10			F	Hatchback Engine B1E(XU51C)	810009	Outer Joint		21	22	56	79	60	I				
1.6 (55 kW)	1986.08- 1987.10	AT	R	F	Hatchback Engine B1A(XU51C)	210007	Drive Shaft		21	24	48	75.5	845					
	1986.08- 1987.10		R	F	Hatchback Engine B1A(XU51C)	210087	Drive Shaft		21	24	56	79	851.5					
	1986.08- 1987.10	AT	L	F	Hatchback Engine B1A(XU51C)	210039	Drive Shaft		21	24	56.4	76	567					
	1986.08- 1987.10			F	Hatchback Engine B1A(XU51C)	810009	Outer Joint		21	22	56	79	60	I				
1.6 GTi (76 kW)	1984.12- 1987.10	MT	L	F	Hatchback Engine 180A(XU5J)	245068	Drive Shaft		21	24	56.4	76	563					
	1984.12- 1987.10	MT	R	F	Hatchback Engine 180A(XU5J)	245066	Drive Shaft		21	24	56.4	76	825.5					
	1984.12- 1987.10		R	F	Hatchback Engine 180A(XU5J)	210087	Drive Shaft		21	24	56	79	851.5					
1.7 Diesel (44 kW)	1983.08- 1987.10	MT	R	F	Hatchback Engine 161A(XUD7)	210007	Drive Shaft		21	24	48	75.5	845					
	1983.08- 1987.10		R	F	Hatchback Engine 161A(XUD7)	210087	Drive Shaft		21	24	56	79	851.5					
	1983.08- 1987.10	MT	L	F	Hatchback Engine 161A(XUD7)	210039	Drive Shaft		21	24	56.4	76	567					
	1983.08- 1987.10	MT		F	Hatchback Engine 161A(XUD7)	810009	Outer Joint		21	22	56	79	60	I				
1.9 GTi (75 kW)	1987.03- 1987.10	MT	L	F	Hatchback Engine DFZ(XU9J1)	210022	Drive Shaft	48T	25	24	54.8	78.5	573					
	1987.03- 1987.10	MT	L	F	Hatchback Engine DFZ(XU9J1)	245134	Drive Shaft		25	24	54.8	78.5	573					
	1987.03- 1987.10	MT	R	F	Hatchback Engine DFZ(XU9J1)	210177	Drive Shaft		25	24	54.8	78.5	845					
	1987.03- 1987.10	MT		F	Hatchback Engine DFZ(XU9J1)	810002	Outer Joint		25	23	54.8	78.5	56	I				
1.9 GTi (94 kW)	1986.10- 1987.10	MT	L	F	Hatchback Engine D6B(XU9JA)	210022	Drive Shaft	48T	25	24	54.8	78.5	573					
	1986.10- 1987.10	MT	L	F	Hatchback Engine D6B(XU9JA)	245134	Drive Shaft		25	24	54.8	78.5	573					
	1986.10- 1987.10	MT	R	F	Hatchback Engine D6B(XU9JA)	210177	Drive Shaft		25	24	54.8	78.5	845					
	1986.10- 1987.10			F	Hatchback Engine D6B(XU9JA)	810027	Outer Joint	48T	25	34	55.7	79	55	I				
	1986.10- 1987.10	MT		F	Hatchback Engine D6B(XU9JA)	810002	Outer Joint		25	23	54.8	78.5	56	I				
205 (741B, 20D)																		
1.1 CJ (44 kW)	1989.10- 1994.12		R	F	Convertible Engine HDZ(TU1M)	210087	Drive Shaft		21	24	56	79	851.5					
	1989.10- 1994.12	MT	L	F	Convertible Engine HDZ(TU1M)	245015	Drive Shaft		21	22	56.4	76	576					
	1989.10- 1994.12	MT	R	F	Convertible Engine HDZ(TU1M)	245001	Drive Shaft		21	22	56.4	76	830.5					
	1989.10- 1994.12	MT	L	F	Convertible Engine HDZ(TU1M)	210010	Drive Shaft		21	22	54	76	572					
	1989.10- 1994.12	MT	R	F	Convertible Engine HDZ(TU1M)	210044	Drive Shaft		21	22	56.4	76	832.5					
1.4 CJ (44 kW)	1988.03- 1989.05	MT	L	F	Convertible Engine 150D(XY7)/150G(XY7)	210010	Drive Shaft		21	22	54	76	572					
	1988.03- 1989.05	MT	R	F	Convertible Engine 150D(XY7)/150G(XY7)	210044	Drive Shaft		21	22	56.4	76	832.5					
1.4 CJ (49 kW)	1989.03- 1994.12	MT	L	F	Convertible Engine K1D(TU3A)	210010	Drive Shaft		21	22	54	76	572					
	1989.03- 1994.12	MT	R	F	Convertible Engine K1D(TU3A)	210044	Drive Shaft		21	22	56.4	76	832.5					
1.4 CJ (55 kW)	1991.05- 1994.12	MT	L	F	Convertible Engine KDY(TU3M)/KDZ(TU3M)	210010	Drive Shaft		21	22	54	76	572					
	1991.05- 1994.12	MT	R	F	Convertible Engine KDY(TU3M)/KDZ(TU3M)	210044	Drive Shaft		21	22	56.4	76	832.5					





	 YEAR	TRANSM	L/R	F/R	REMARKS	GSP Ref.	 PRODUCT	 ABS	Technical Specifications					
									A	B	C	H	L	P
PEUGEOT														
205 (741B, 20D)														
1.4 CJ CAT (44 kW)	1989.01- 1993.09	MT	L	F	Convertible Engine KAY(TU3CP)	210010	Drive Shaft		21	22	54	76	572	
	1989.01- 1993.09	MT	R	F	Convertible Engine KAY(TU3CP)	210044	Drive Shaft		21	22	56.4	76	832.5	
1.4 CT (58 kW)	1986.04- 1988.12	MT	L/R	F	Convertible Engine 150B(XY8)/150H(XY8)	245111	Drive Shaft		21	22	56.4	76	714	
	1986.04- 1988.12	MT	L	F	Convertible Engine 150B(XY8)/150H(XY8)	210010	Drive Shaft		21	22	54	76	572	
	1986.04- 1988.12	MT	R	F	Convertible Engine 150B(XY8)/150H(XY8)	210044	Drive Shaft		21	22	56.4	76	832.5	
1.6 (85 kW)	1987.08- 1992.07		R	F	Convertible	210087	Drive Shaft		21	24	56	79	851.5	
1.6 CJ (65 kW)	1992.08- 1994.12	MT	R	F	Convertible Engine BDY(XU5M3Z)	210007	Drive Shaft		21	24	48	75.5	845	
	1992.08- 1994.12		R	F	Convertible Engine BDY(XU5M3Z)	210087	Drive Shaft		21	24	56	79	851.5	
	1992.08- 1994.12	MT	L	F	Convertible Engine BDY(XU5M3Z)	210039	Drive Shaft		21	24	56.4	76	567	
	1992.08- 1994.12	AT		F	Convertible Engine BDY(XU5M3Z)	810009	Outer Joint		21	22	56	79	60	I
1.6 CTi (76 kW)	1986.04- 1990.10	MT	L	F	Convertible Engine 180A(XU5J)/180Z(XU5J)	245068	Drive Shaft		21	24	56.4	76	563	
	1986.04- 1990.10	MT	R	F	Convertible Engine 180A(XU5J)/180Z(XU5J)	245066	Drive Shaft		21	24	56.4	76	825.5	
	1986.04- 1990.10		R	F	Convertible Engine 180A(XU5J)/180Z(XU5J)	210087	Drive Shaft		21	24	56	79	851.5	
1.9 CTi (74 kW)	1987.08- 1990.07			F	Convertible Engine DFZ(XU9J1)	810027	Outer Joint	48T	25	34	55.7	79	55	I
1.9 CTi (75 kW)	1987.10- 1994.12	MT	L	F	Convertible Engine DFZ(XU9J1)	210022	Drive Shaft	48T	25	24	54.8	78.5	573	
	1987.10- 1994.12	MT	L	F	Convertible Engine DFZ(XU9J1)	245134	Drive Shaft		25	24	54.8	78.5	573	
	1987.10- 1994.12	MT	R	F	Convertible Engine DFZ(XU9J1)	210177	Drive Shaft		25	24	54.8	78.5	845	
	1987.10- 1994.12	MT		F	Convertible Engine DFZ(XU9J1)	810044	Outer Joint		25	23	54.8	78.5	56	I
	1987.10- 1994.12			F	Convertible Engine DFZ(XU9J1)	810027	Outer Joint	48T	25	34	55.7	79	55	I
205 II (20A/C)														
1.0 (33 kW)	1987.10- 1998.09	MT	L	F	Hatchback Engine TU9	245015	Drive Shaft		21	22	56.4	76	576	
	1987.10- 1998.09	MT	R	F	Hatchback Engine TU9	245001	Drive Shaft		21	22	56.4	76	830.5	
	1987.10- 1998.09	MT	L	F	Hatchback Engine TU9	210010	Drive Shaft		21	22	54	76	572	
	1987.10- 1998.09	MT	R	F	Hatchback Engine TU9	210044	Drive Shaft		21	22	56.4	76	832.5	
1.1 (36 kW)	1987.10- 1990.10	MT	L	F	Hatchback Engine 109N(XW7)	245015	Drive Shaft		21	22	56.4	76	576	
	1987.10- 1990.10		R	F	Hatchback Engine 109N(XW7)	210087	Drive Shaft		21	24	56	79	851.5	
	1987.10- 1990.10	MT	R	F	Hatchback Engine 109N(XW7)	245001	Drive Shaft		21	22	56.4	76	830.5	
	1987.10- 1990.10	MT	L	F	Hatchback Engine 109N(XW7)	210010	Drive Shaft		21	22	54	76	572	
	1987.10- 1990.10	MT	R	F	Hatchback Engine 109N(XW7)	210044	Drive Shaft		21	22	56.4	76	832.5	
1.1 (40 kW)	1987.10- 1990.10	MT	L	F	Hatchback Engine H1B(TU1)	245015	Drive Shaft		21	22	56.4	76	576	
	1987.10- 1990.10		R	F	Hatchback Engine H1B(TU1)	210087	Drive Shaft		21	24	56	79	851.5	
	1987.10- 1990.10	MT	R	F	Hatchback Engine H1B(TU1)	245001	Drive Shaft		21	22	56.4	76	830.5	
	1987.10- 1990.10	MT	L	F	Hatchback Engine H1B(TU1)	210010	Drive Shaft		21	22	54	76	572	
	1987.10- 1990.10	MT	R	F	Hatchback Engine H1B(TU1)	210044	Drive Shaft		21	22	56.4	76	832.5	
1.1 (44 kW)	1989.07- 1998.09	MT	L	F	Hatchback Engine HDZ(TU1M)	245015	Drive Shaft		21	22	56.4	76	576	
	1989.07- 1998.09		R	F	Hatchback Engine HDZ(TU1M)	210087	Drive Shaft		21	24	56	79	851.5	
	1989.07- 1998.09	MT	R	F	Hatchback Engine HDZ(TU1M)	245001	Drive Shaft		21	22	56.4	76	830.5	
	1989.07- 1998.09	MT	L	F	Hatchback Engine HDZ(TU1M)	210010	Drive Shaft		21	22	54	76	572	
	1989.07- 1998.09	MT	R	F	Hatchback Engine HDZ(TU1M)	210044	Drive Shaft		21	22	56.4	76	832.5	
1.1 XA (40 kW)	1987.07- 1988.10		R	F	Hatchback Engine E1	210087	Drive Shaft		21	24	56	79	851.5	
1.4 (44 kW)	1987.10- 1989.05	MT	L/R	F	Hatchback Engine 150D(XY7)/150G(XY7)	245111	Drive Shaft		21	22	56.4	76	714	
	1987.10- 1989.05	MT	L	F	Hatchback Engine 150D(XY7)/150G(XY7)	210010	Drive Shaft		21	22	54	76	572	
	1987.10- 1989.05	MT	R	F	Hatchback Engine 150D(XY7)/150G(XY7)	210044	Drive Shaft		21	22	56.4	76	832.5	
1.4 (49 kW)	1987.10- 1990.10	MT	L	F	Hatchback Engine K1D(TU3A)	210010	Drive Shaft		21	22	54	76	572	
	1987.10- 1990.10	MT	R	F	Hatchback Engine K1D(TU3A)	210044	Drive Shaft		21	22	56.4	76	832.5	
1.4 (55 kW)	1988.07- 1998.09	MT	L	F	Hatchback Engine KDY(TU3M)/KDZ(TU3M)/KFX(TU3JP)	210010	Drive Shaft		21	22	54	76	572	
	1988.07- 1998.09	MT	R	F	Hatchback Engine KDY(TU3M)/KDZ(TU3M)/KFX(TU3JP)	210044	Drive Shaft		21	22	56.4	76	832.5	
1.4 (58 kW)	1988.07- 1989.05	MT	L	F	Hatchback Engine 150B(XY8)/150H(XY8)	210022	Drive Shaft	48T	25	24	54.8	78.5	573	
	1988.07- 1989.05	MT	L/R	F	Hatchback Engine 150B(XY8)/150H(XY8)	245111	Drive Shaft		21	22	56.4	76	714	
	1988.07- 1989.05	MT		F	Hatchback Engine 150B(XY8)/150H(XY8)	810044	Outer Joint		25	23	54.8	78.5	56	I
1.4 (62 kW)	1987.06- 1989.12	MT	L	F	Hatchback Engine K2B(TU3S)	210010	Drive Shaft		21	22	54	76	572	
	1987.06- 1989.12	MT	R	F	Hatchback Engine K2B(TU3S)	210044	Drive Shaft		21	22	56.4	76	832.5	
1.4 CAT (44 kW)	1987.08- 1993.09	MT	L	F	Hatchback Engine KAY(TU3CP)	210010	Drive Shaft		21	22	54	76	572	
	1987.08- 1993.09	MT	R	F	Hatchback Engine KAY(TU3CP)	210044	Drive Shaft		21	22	56.4	76	832.5	
1.6 (53 kW)	1987.10- 1998.09	AT	R	F	Hatchback Engine B1E(XU51C)	210007	Drive Shaft		21	24	48	75.5	845	
	1987.10- 1998.09		R	F	Hatchback Engine B1E(XU51C)	210087	Drive Shaft		21	24	56	79	851.5	
	1987.10- 1998.09	AT	L	F	Hatchback Engine B1E(XU51C)	210039	Drive Shaft		21	24	56.4	76	567	
	1987.10- 1998.09			F	Hatchback Engine B1E(XU51C)	810009	Outer Joint		21	22	56	79	60	I
1.6 (55 kW)	1987.10- 1998.09	MT	R	F	Hatchback Engine B1A(XU51C)/BAZ(XU5CP)	210007	Drive Shaft		21	24	48	75.5	845	
	1987.10- 1998.09		R	F	Hatchback Engine B1A(XU51C)/BAZ(XU5CP)	210087	Drive Shaft		21	24	56	79	851.5	
	1987.10- 1998.09	MT	L	F	Hatchback Engine B1A(XU51C)/BAZ(XU5CP)	210039	Drive Shaft		21	24	56.4	76	567	
	1987.10- 1998.09			F	Hatchback Engine B1A(XU51C)/BAZ(XU5CP)	810009	Outer Joint		21	22	56	79	60	I





	 YEAR	TRANSM	L/R	F/R	REMARKS	GSP Ref.	 PRODUCT	 ABS	Technical Specifications								
									A	B	C	H	L	P			
PEUGEOT 205 II (20A/C)																	
1.6 (66 kW)	1990.08- 1992.07	AT		F	Hatchback Engine 171(XU5S)	810009	Outer Joint		21	22	56	79	60	I			
1.6 Aut. (65 kW)	1990.05- 1998.09	AT	R	F	Hatchback Engine BDY(XU5M2Z)/BDY(XU5M3Z)	210007	Drive Shaft		21	24	48	75.5	845				
	1990.05- 1998.09		R	F	Hatchback Engine BDY(XU5M2Z)/BDY(XU5M3Z)	210087	Drive Shaft		21	24	56	79	851.5				
	1990.05- 1998.09	AT	L	F	Hatchback Engine BDY(XU5M2Z)/BDY(XU5M3Z)	210039	Drive Shaft		21	24	56.4	76	567				
	1990.05- 1998.09			F	Hatchback Engine BDY(XU5M2Z)/BDY(XU5M3Z)	810009	Outer Joint		21	22	56	79	60	I			
1.6 GTi (76 kW)	1987.10- 1989.12	MT	L	F	Hatchback Engine 180A(XU5J)/180Z(XU5J)	245068	Drive Shaft		21	24	56.4	76	563				
	1987.10- 1989.12	MT	R	F	Hatchback Engine 180A(XU5J)/180Z(XU5J)	245066	Drive Shaft		21	24	56.4	76	825.5				
	1987.10- 1989.12		R	F	Hatchback Engine 180A(XU5J)/180Z(XU5J)	210087	Drive Shaft		21	24	56	79	851.5				
1.7 Diesel (44 kW)	1987.07- 1998.09	MT	R	F	Hatchback Engine 161A(XUD7)	210007	Drive Shaft		21	24	48	75.5	845				
	1987.07- 1998.09		R	F	Hatchback Engine 161A(XUD7)	210087	Drive Shaft		21	24	56	79	851.5				
	1987.07- 1998.09	MT	L	F	Hatchback Engine 161A(XUD7)	210039	Drive Shaft		21	24	56.4	76	567				
	1987.07- 1998.09	MT		F	Hatchback Engine 161A(XUD7)	810009	Outer Joint		21	22	56	79	60	I			
1.8 XDT (58 kW)	1990.08- 1997.05	MT		F	Hatchback Engine XUD7T	810009	Outer Joint		21	22	56	79	60	I			
1.9 Diesel (47 kW)	1987.10- 1998.09	MT/AT	R	F	Hatchback Engine DJZ(XUD9Y)	210007	Drive Shaft		21	24	48	75.5	845				
	1987.10- 1998.09		R	F	Hatchback Engine DJZ(XUD9Y)	210087	Drive Shaft		21	24	56	79	851.5				
	1987.10- 1998.09	MT/AT	L	F	Hatchback Engine DJZ(XUD9Y)	210039	Drive Shaft		21	24	56.4	76	567				
	1987.10- 1998.09	MT/AT		F	Hatchback Engine DJZ(XUD9Y)	810009	Outer Joint		21	22	56	79	60	I			
1.9 GTi (75 kW)	1987.10- 1989.05	MT	L	F	Hatchback Engine D2A(XU92C)	210022	Drive Shaft	48T	25	24	54.8	78.5	573				
	1987.10- 1989.05	MT	L	F	Hatchback Engine D2A(XU92C)	245134	Drive Shaft		25	24	54.8	78.5	573				
	1987.10- 1989.05	MT	R	F	Hatchback Engine D2A(XU92C)	210177	Drive Shaft		25	24	54.8	78.5	845				
	1987.10- 1989.05	MT		F	Hatchback Engine D2A(XU92C)	810002	Outer Joint		25	23	54.8	78.5	56	I			
1.9 GTi (88 kW)	1987.10- 1994.10	MT	L	F	Hatchback Engine DKZ(XU9JAZ)	210022	Drive Shaft	48T	25	24	54.8	78.5	573				
	1987.10- 1994.10	MT		F	Hatchback Engine DKZ(XU9JAZ)	810005	Outer Joint	90T	25	23	54.8	78.5	56	I			
	1987.10- 1994.10	MT	L	F	Hatchback Engine DKZ(XU9JAZ)	245134	Drive Shaft		25	24	54.8	78.5	573				
	1987.10- 1994.10	MT	R	F	Hatchback Engine DKZ(XU9JAZ)	210177	Drive Shaft		25	24	54.8	78.5	845				
	1987.10- 1994.10	MT		F	Hatchback Engine DKZ(XU9JAZ)	810002	Outer Joint		25	23	54.8	78.5	56	I			
1.9 GTi (94 kW)	1987.10- 1998.09	MT	L	F	Hatchback Engine D6B(XU9JA)	210022	Drive Shaft	48T	25	24	54.8	78.5	573				
	1987.10- 1998.09	MT	F	F	Hatchback Engine D6B(XU9JA)	810005	Outer Joint	90T	25	23	54.8	78.5	56	I			
	1987.10- 1998.09	MT	L	F	Hatchback Engine D6B(XU9JA)	245134	Drive Shaft		25	24	54.8	78.5	573				
	1987.10- 1998.09	MT	R	F	Hatchback Engine D6B(XU9JA)	210177	Drive Shaft		25	24	54.8	78.5	845				
	1987.10- 1998.09	MT		F	Hatchback Engine D6B(XU9JA)	810002	Outer Joint		25	23	54.8	78.5	56	I			
1.9 GTi CAT (75 kW)	1987.10- 1994.07	MT	L	F	Hatchback Engine DFZ(XU9J1)	210022	Drive Shaft	48T	25	24	54.8	78.5	573				
	1987.10- 1994.07	MT		F	Hatchback Engine DFZ(XU9J1)	810005	Outer Joint	90T	25	23	54.8	78.5	56	I			
	1987.10- 1994.07	MT	L	F	Hatchback Engine DFZ(XU9J1)	245134	Drive Shaft		25	24	54.8	78.5	573				
	1987.10- 1994.07	MT	R	F	Hatchback Engine DFZ(XU9J1)	210177	Drive Shaft		25	24	54.8	78.5	845				
	1987.10- 1994.07	MT		F	Hatchback Engine DFZ(XU9J1)	810002	Outer Joint		25	23	54.8	78.5	56	I			
205 VAN																	
1.7 Diesel (44 kW)	1994.03-		R	F	Box Engine 161A(XUD7)	210087	Drive Shaft		21	24	56	79	851.5				
	1994.03-			F	Box Engine 161A(XUD7)	810009	Outer Joint		21	22	56	79	60	I			
	1994.03-	MT	L	F	Box Engine 161A(XUD7)	210039	Drive Shaft		21	24	56.4	76	567				
	1994.03-	MT	R	F	Box Engine 161A(XUD7)	210007	Drive Shaft		21	24	48	75.5	845				
206																	
-					LADO DIREITO	645019	Inner Joint		22	22	29.85	329.5	87.5				
						845010	Outer Joint		21	22	50.5	86.5	56	I			
1.0 16V	2002-					899009	Outer Joint		21	22	50	87	51	I			
1.1	1998-	MT				845048	Outer Joint	48T	21	22	48	86.5	54	I			
1.1/1.4	1998.10-	MT		F		845046	Outer Joint		21	22	50	86.5	54	I			
1.4	1998-	MT				845048	Outer Joint	48T	21	22	48	86.5	54	I			
	1998.09-					645011	Inner Joint		22	22	40	65.2	87.8				
	1998.09-					645012	Inner Joint		22	22	29.85	329.5	87.5				
	1998.09-		L			210063	Drive Shaft		21	22	48	86.5	619.5				
1.4 (55 kW)	2007.03-	MT		F	Saloon Engine KFW(TU3JP)/KFW(TU3A)	845011	Outer Joint		21	22	48	86.5	54	I			
	2007.03-	MT		F	Saloon Engine KFW(TU3JP)/KFW(TU3A)	845033	Outer Joint	48T	21	22	48	86.5	54	I			
	2007.03-	AT		F	Saloon Engine KFW(TU3JP)/KFW(TU3A)	845012	Outer Joint		21	34	48.5	86	55.5	I			
	2007.03-	AT		F	Saloon Engine KFW(TU3JP)/KFW(TU3A)	810056	Outer Joint	48T	21	34	48.5	86	55.5	I			
1.9 D	1998.09- 2001.11	MT	L	F		210136	Drive Shaft		21	24	48.5	86	611.5				
	1998.09- 2001.11	MT	L	F		245064	Drive Shaft	48T	21	24	48.5	86	611.5				
	1998.09- 2001.11	MT	R	F		210137	Drive Shaft		21	24	48.5	86	900				
	1998.09- 2001.11	MT	R	F		245065	Drive Shaft	48T	21	24	48.5	86	900				
2.0 16V	1999.06-	MT		F		845047	Outer Joint	48T	25	34	59	78.5	54	I			
2.0 16V/2.0 Hdi	1999.06-	MT	L	F		245115	Drive Shaft	48T	25	24	58	78.5	599				
2.0 HDi	1999.06-	MT		F		845047	Outer Joint	48T	25	34	59	78.5	54	I			





	 YEAR	TRANSM	L/R	F/R	REMARKS	GSP Ref.	 PRODUCT	 ABS	Technical Specifications							
									A	B	C	H	L	P		
PEUGEOT 206 (2A/C)																
1.1 i (44 kW)	1998.09-	MT		F	Hatchback Engine HFX(TU1JP)/HFZ(TU1JP)	845011	Outer Joint		21	22	48	86.5	54	I		
	1998.09-	MT		F	Hatchback Engine HFX(TU1JP)/HFZ(TU1JP)	845065	Outer Joint		21	21	48.5	86	54	I		
	1998.09-	MT		F	Hatchback Engine HFX(TU1JP)/HFZ(TU1JP)	845033	Outer Joint	48T	21	22	48	86.5	54	I		
	1998.09-			F	Hatchback Engine HFX(TU1JP)/HFZ(TU1JP)	845067	Outer Joint	48T	21	21	48.5	86	54	I		
	1998.09-	MT	L	F	Hatchback Engine HFX(TU1JP)/HFZ(TU1JP)	210043	Drive Shaft		21	22	48	86.5	610			
	1998.09-	MT	R	F	Hatchback Engine HFX(TU1JP)/HFZ(TU1JP)	245094	Drive Shaft		21	22	48	86.5	886			
	1998.09-	MT	L	F	Hatchback Engine HFX(TU1JP)/HFZ(TU1JP)	245027	Drive Shaft	48T	21	22	48	86.5	610			
1.4 16V (65 kW)	2003.10- 2007.03	MT		F	Hatchback Engine KFU(ET3J4)	845011	Outer Joint		21	22	48	86.5	54	I		
	2003.10- 2007.03			F	Hatchback Engine KFU(ET3J4)	845065	Outer Joint		21	21	48.5	86	54	I		
	2003.10- 2007.03	MT		F	Hatchback Engine KFU(ET3J4)	845033	Outer Joint	48T	21	22	48	86.5	54	I		
	2003.10- 2007.03			F	Hatchback Engine KFU(ET3J4)	845067	Outer Joint	48T	21	21	48.5	86	54	I		
	2003.10- 2007.03		L	F	Hatchback Engine KFU(ET3J4)	210043	Drive Shaft		21	22	48	86.5	610			
1.4 HDi Eco (50 kW)	2001.09-	MT		F	Hatchback Engine 8HX(DV4TD)/8HZ(DV4TD)	845011	Outer Joint		21	22	48	86.5	54	I		
	2001.09-	MT		F	Hatchback Engine 8HX(DV4TD)/8HZ(DV4TD)	845033	Outer Joint	48T	21	22	48	86.5	54	I		
1.4 i (55 kW)	2001.09-	MT	R	F	Hatchback Engine 8HX(DV4TD)/8HZ(DV4TD)	245035	Drive Shaft	48T	21	22	48	86.5	886			
	2001.09-	MT	L	F	Hatchback Engine 8HX(DV4TD)/8HZ(DV4TD)	245032	Drive Shaft	48T	21	22	48	86.5	604.5			
	2001.09-	MT		F	Hatchback Engine 8HX(DV4TD)/8HZ(DV4TD)	245032	Drive Shaft	48T	21	22	48	86.5	604.5			
1.4 i (55 kW)	1998.09-	MT		F	Hatchback Engine KFW(TU3JP)/KFX(TU3JP)	845011	Outer Joint		21	22	48	86.5	54	I		
	1998.09-	5MT		F	Hatchback Engine KFW(TU3JP)/KFX(TU3JP)	845065	Outer Joint		21	21	48.5	86	54	I		
	1998.09-	MT		F	Hatchback Engine KFW(TU3JP)/KFX(TU3JP)	845033	Outer Joint	48T	21	22	48	86.5	54	I		
	1998.09-			F	Hatchback Engine KFW(TU3JP)/KFX(TU3JP)	845067	Outer Joint	48T	21	21	48.5	86	54	I		
	1998.09-	AT		F	Hatchback Engine KFW(TU3JP)/KFX(TU3JP)	845012	Outer Joint		21	34	48.5	86	55.5	I		
	1998.09-	AT		F	Hatchback Engine KFW(TU3JP)/KFX(TU3JP)	810056	Outer Joint	48T	21	34	48.5	86	55.5	I		
	1998.09-	MT	L	F	Hatchback Engine KFW(TU3JP)/KFX(TU3JP)	210043	Drive Shaft		21	22	48	86.5	610			
	1998.09-	MT	R	F	Hatchback Engine KFW(TU3JP)/KFX(TU3JP)	245094	Drive Shaft		21	22	48	86.5	886			
	1998.09-	MT	L	F	Hatchback Engine KFW(TU3JP)/KFX(TU3JP)	245027	Drive Shaft	48T	21	22	48	86.5	610			
	1998.09-	MT	R	F	Hatchback Engine KFW(TU3JP)/KFX(TU3JP)	245035	Drive Shaft	48T	21	22	48	86.5	886			
1.6 16V (80 kW)	2000.12-	MT		F	Hatchback Engine NFU(TU5JP4)	845045	Outer Joint		25	22	60	78.5	54	I		
	2000.12-	MT		F	Hatchback Engine NFU(TU5JP4)	899008	Outer Joint	48T	25	22	60	78.5	54	I		
	2000.12-	MT	L	F	Hatchback Engine NFU(TU5JP4)	245012	Drive Shaft	48T	25	22	60	78.5	601			
	2000.12-	MT	R	F	Hatchback Engine NFU(TU5JP4)	245011	Drive Shaft	48T	25	22	60	78.5	880			
	2000.12-	MT	L	F	Hatchback Engine NFU(TU5JP4)	245138	Drive Shaft		25	22	60	78.5	601			
1.6 HDi (80 kW)	2000.12-	MT	R	F	Hatchback Engine NFU(TU5JP4)	245137	Drive Shaft		25	22	60	78.5	880			
	2004.04- 2007.03		R	F	Hatchback Engine 9HY(DV6TED4)/9HZ(DV6TED4)	245016	Drive Shaft	48T	25	24	60	78.7	888			
1.6 HDi (80 kW)	2004.04- 2007.03			F	Hatchback Engine 9HY(DV6TED4)/9HZ(DV6TED4)	845049	Outer Joint	48T	25	34	58	79	55.5	I		
	2004.04- 2007.03			F	Hatchback Engine 9HY(DV6TED4)/9HZ(DV6TED4)	845049	Outer Joint	48T	25	34	58	79	55.5	I		
1.6 i (65 kW)	1998.09- 2000.12	MT		F	Hatchback Engine NFZ(TU5JP)	845011	Outer Joint		21	22	48	86.5	54	I		
	1998.09- 2000.12	MT		F	Hatchback Engine NFZ(TU5JP)	845033	Outer Joint	48T	21	22	48	86.5	54	I		
	1998.09- 2000.12	AT		F	Hatchback Engine NFZ(TU5JP)	845012	Outer Joint		21	34	48.5	86	55.5	I		
	1998.09- 2000.12	AT		F	Hatchback Engine NFZ(TU5JP)	810056	Outer Joint	48T	21	34	48.5	86	55.5	I		
	1998.09- 2000.12	MT	R	F	Hatchback Engine NFZ(TU5JP)	245094	Drive Shaft		21	22	48	86.5	886			
	1998.09- 2000.12	MT	R	F	Hatchback Engine NFZ(TU5JP)	245035	Drive Shaft	48T	21	22	48	86.5	886			
	1998.09- 2000.12	MT	L	F	Hatchback Engine NFZ(TU5JP)	245031	Drive Shaft		21	22	48	86.5	604.5			
1.9 D (51 kW)	1998.09- 2001.11	5MT		F	Hatchback Engine WJZ(DW8)	245032	Drive Shaft	48T	21	22	48	86.5	604.5			
	1998.09- 2001.11	5MT		F	Hatchback Engine WJZ(DW8)	845012	Outer Joint		21	34	48.5	86	55.5	I		
	1998.09- 2001.11	MT	L	F	Hatchback Engine WJZ(DW8)	810056	Outer Joint	48T	21	34	48.5	86	55.5	I		
	1998.09- 2001.11	MT	R	F	Hatchback Engine WJZ(DW8)	245009	Drive Shaft	48T	21	24	48	86.5	602			
2.0 HDi (66 kW)	1998.09- 2001.11	MT	R	F	Hatchback Engine WJZ(DW8)	245010	Drive Shaft	48T	21	24	48	86.5	896			
	1999.12-	MT	L	F	Hatchback Engine RHY(DW10TD)	245101	Drive Shaft	48T	25	24	58	79	592			
	1999.12-	MT	R	F	Hatchback Engine RHY(DW10TD)	245016	Drive Shaft	48T	25	24	60	78.7	888			
	1999.12-			F	Hatchback Engine RHY(DW10TD)	845027	Outer Joint		25	34	58	79	55.5	I		
2.0 RC (130 kW)	1999.12-			F	Hatchback Engine RHY(DW10TD)	845049	Outer Joint	48T	25	34	58	79	55.5	I		
	2002.10- 2007.03		R	F	Hatchback Engine RFK(EW10J4S)	245016	Drive Shaft	48T	25	24	60	78.7	888			
	2002.10- 2007.03			F	Hatchback Engine RFK(EW10J4S)	845049	Outer Joint	48T	25	34	58	79	55.5	I		
2.0 S16 (100 kW)	1999.06-	MT	L	F	Hatchback Engine RFN(EW10J4)	245101	Drive Shaft	48T	25	24	58	79	592			
	1999.06-	MT	R	F	Hatchback Engine RFN(EW10J4)	245016	Drive Shaft	48T	25	24	60	78.7	888			
	1999.06-			F	Hatchback Engine RFN(EW10J4)	845049	Outer Joint	48T	25	34	58	79	55.5	I		
2.0 S16 (99 kW)	1999.04- 2000.10	MT	L	F	Hatchback Engine RFR(DEW10J4)	245101	Drive Shaft	48T	25	24	58	79	592			
	1999.04- 2000.10	MT	R	F	Hatchback Engine RFR(DEW10J4)	245016	Drive Shaft	48T	25	24	60	78.7	888			
	1999.04- 2000.10			F	Hatchback Engine RFR(DEW10J4)	845027	Outer Joint		25	34	58	79	55.5	I		
	1999.04- 2000.10			F	Hatchback Engine RFR(DEW10J4)	845049	Outer Joint	48T	25	34	58	79	55.5	I		





	 YEAR	TRANSM	L/R	F/R	REMARKS	GSP Ref.	 PRODUCT	 ABS	Technical Specifications										
									A	B	C	H	L	P					
PEUGEOT																			
206 (2E/K)																			
1.1 (44 kW)	2002.07-	MT		F	Estate Engine HFX(TU1JP)	845011	Outer Joint		21	22	48	86.5	54	I					
	2002.07-			F	Estate Engine HFX(TU1JP)	845065	Outer Joint		21	21	48.5	86	54	I					
	2002.07-	MT		F	Estate Engine HFX(TU1JP)	845033	Outer Joint	48T	21	22	48	86.5	54	I					
	2002.07-			F	Estate Engine HFX(TU1JP)	845067	Outer Joint	48T	21	21	48.5	86	54	I					
	2002.07-		L	F	Estate Engine HFX(TU1JP)	210043	Drive Shaft		21	22	48	86.5	610						
	2002.07-		R	F	Estate Engine HFX(TU1JP)	245094	Drive Shaft		21	22	48	86.5	886						
	2002.07-		L	F	Estate Engine HFX(TU1JP)	245027	Drive Shaft	48T	21	22	48	86.5	610						
2002.07-		R	F	Estate Engine HFX(TU1JP)	245035	Drive Shaft	48T	21	22	48	86.5	886							
1.4 (55 kW)	2002.07-	MT		F	Estate Engine KFV(TU3A)/KFW(TU3JP)	845011	Outer Joint		21	22	48	86.5	54	I					
	2002.07-			F	Estate Engine KFV(TU3A)/KFW(TU3JP)	845065	Outer Joint		21	21	48.5	86	54	I					
	2002.07-	MT		F	Estate Engine KFV(TU3A)/KFW(TU3JP)	845033	Outer Joint	48T	21	22	48	86.5	54	I					
	2002.07-			F	Estate Engine KFV(TU3A)/KFW(TU3JP)	845067	Outer Joint	48T	21	21	48.5	86	54	I					
	2002.07-	AT		F	Estate Engine KFV(TU3A)/KFW(TU3JP)	845012	Outer Joint		21	34	48.5	86	55.5	I					
	2002.07-	AT		F	Estate Engine KFV(TU3A)/KFW(TU3JP)	810056	Outer Joint	48T	21	34	48.5	86	55.5	I					
	2002.07-		L	F	Estate Engine KFV(TU3A)/KFW(TU3JP)	210043	Drive Shaft		21	22	48	86.5	610						
	2002.07-		R	F	Estate Engine KFV(TU3A)/KFW(TU3JP)	245094	Drive Shaft		21	22	48	86.5	886						
2002.07-		L	F	Estate Engine KFV(TU3A)/KFW(TU3JP)	245027	Drive Shaft	48T	21	22	48	86.5	610							
2002.07-		R	F	Estate Engine KFV(TU3A)/KFW(TU3JP)	245035	Drive Shaft	48T	21	22	48	86.5	886							
1.4 16V (65 kW)	2003.10- 2005.03	MT		F	Estate Engine KFU(ET3J4)	845011	Outer Joint		21	22	48	86.5	54	I					
	2003.10- 2005.03			F	Estate Engine KFU(ET3J4)	845065	Outer Joint		21	21	48.5	86	54	I					
	2003.10- 2005.03	MT		F	Estate Engine KFU(ET3J4)	845033	Outer Joint	48T	21	22	48	86.5	54	I					
	2003.10- 2005.03			F	Estate Engine KFU(ET3J4)	845067	Outer Joint	48T	21	21	48.5	86	54	I					
	2003.10- 2005.03		L	F	Estate Engine KFU(ET3J4)	210043	Drive Shaft		21	22	48	86.5	610						
2003.10- 2005.03		R	F	Estate Engine KFU(ET3J4)	245094	Drive Shaft		21	22	48	86.5	886							
1.4 HDi (50 kW)	2002.07-	MT		F	Estate Engine 8HX(DV4TD)	845011	Outer Joint		21	22	48	86.5	54	I					
	2002.07-	MT		F	Estate Engine 8HX(DV4TD)	845033	Outer Joint	48T	21	22	48	86.5	54	I					
	2002.07-	MT	R	F	Estate Engine 8HX(DV4TD)	245035	Drive Shaft	48T	21	22	48	86.5	886						
	2002.07-	MT	L	F	Estate Engine 8HX(DV4TD)	245032	Drive Shaft	48T	21	22	48	86.5	604.5						
1.6 16V (80 kW)	2002.07-	MT		F	Estate Engine NFU(TU5JP4)	845045	Outer Joint		25	22	60	78.5	54	I					
	2002.07-	MT		F	Estate Engine NFU(TU5JP4)	899008	Outer Joint	48T	25	22	60	78.5	54	I					
	2002.07-	MT	L	F	Estate Engine NFU(TU5JP4)	245012	Drive Shaft	48T	25	22	60	78.5	601						
	2002.07-	MT	R	F	Estate Engine NFU(TU5JP4)	245011	Drive Shaft	48T	25	22	60	78.5	880						
	2002.07-	MT	L	F	Estate Engine NFU(TU5JP4)	245138	Drive Shaft		25	22	60	78.5	601						
2002.07-	MT	R	F	Estate Engine NFU(TU5JP4)	245137	Drive Shaft		25	22	60	78.5	880							
1.6 HDi (80 kW)	2005.10- 2007.03			R	Estate Engine 9HZ(DV6TED4)	245016	Drive Shaft	48T	25	24	60	78.7	888						
	2005.10- 2007.03			F	Estate Engine 9HZ(DV6TED4)	845049	Outer Joint	48T	25	34	58	79	55.5	I					
2.0 16V (100 kW)	2002.07-	MT	L	F	Estate Engine RFN(EW10J4)	245101	Drive Shaft	48T	25	24	58	79	592						
	2002.07-	MT	R	F	Estate Engine RFN(EW10J4)	245016	Drive Shaft	48T	25	24	60	78.7	888						
	2002.07-			F	Estate Engine RFN(EW10J4)	845027	Outer Joint		25	34	58	79	55.5	I					
	2002.07-			F	Estate Engine RFN(EW10J4)	845049	Outer Joint	48T	25	34	58	79	55.5	I					
2.0 HDi (66 kW)	2002.07-	MT	L	F	Estate Engine RHY(DW10TD)	245101	Drive Shaft	48T	25	24	58	79	592						
	2002.07-	MT	R	F	Estate Engine RHY(DW10TD)	245016	Drive Shaft	48T	25	24	60	78.7	888						
	2002.07-			F	Estate Engine RHY(DW10TD)	845027	Outer Joint		25	34	58	79	55.5	I					
	2002.07-			F	Estate Engine RHY(DW10TD)	845049	Outer Joint	48T	25	34	58	79	55.5	I					
206 CC (2D)																			
1.6 16V (80 kW)	2000.09-	MT		F	Convertible Engine NFU(TU5JP4)	845045	Outer Joint		25	22	60	78.5	54	I					
	2000.09-	MT		F	Convertible Engine NFU(TU5JP4)	899008	Outer Joint	48T	25	22	60	78.5	54	I					
	2000.09-	MT	L	F	Convertible Engine NFU(TU5JP4)	245012	Drive Shaft	48T	25	22	60	78.5	601						
	2000.09-	MT	R	F	Convertible Engine NFU(TU5JP4)	245011	Drive Shaft	48T	25	22	60	78.5	880						
	2000.09-	MT	L	F	Convertible Engine NFU(TU5JP4)	245138	Drive Shaft		25	22	60	78.5	601						
2000.09-	MT	R	F	Convertible Engine NFU(TU5JP4)	245137	Drive Shaft		25	22	60	78.5	880							
1.6 HDi (80 kW)	2005.04-			R	Convertible Engine 9HZ(DV6TED4)	245016	Drive Shaft	48T	25	24	60	78.7	888						
	2005.04-			F	Convertible Engine 9HZ(DV6TED4)	845049	Outer Joint	48T	25	34	58	79	55.5	I					
2.0 S16 (100 kW)	2000.09-	MT	L	F	Convertible Engine RFN(EW10J4)	245101	Drive Shaft	48T	25	24	58	79	592						
	2000.09-	MT	R	F	Convertible Engine RFN(EW10J4)	245016	Drive Shaft	48T	25	24	60	78.7	888						
	2000.09-			F	Convertible Engine RFN(EW10J4)	845027	Outer Joint		25	34	58	79	55.5	I					
	2000.09-			F	Convertible Engine RFN(EW10J4)	845049	Outer Joint	48T	25	34	58	79	55.5	I					
207																			
1.6 HDi	2006.05-	MT		F		845047	Outer Joint	48T	25	34	59	78.5	54	I					
1.6 T	2006.05-	MT		F		845047	Outer Joint	48T	25	34	59	78.5	54	I					





	 YEAR	TRANSM	L/R	F/R	REMARKS	GSP Ref.	 PRODUCT	 ABS	Technical Specifications					
									A	B	C	H	L	P
PEUGEOT														
207 (WA_, WC_)														
1.4 (53 kW)	2006.05- 2007.09		L	F	Hatchback Engine KFV(TU3A)	299272	Drive Shaft		21	22	48	86.5	655	
	2006.05- 2007.09		R	F	Hatchback Engine KFV(TU3A)	299271	Drive Shaft		21	22	48	86.5	858	
	2006.05- 2007.09			F	Hatchback Engine KFV(TU3A)	845057	Outer Joint		21	22	48	86.5	54	I
1.4 16V (65 kW)	2006.05- 2007.02		L	F	Hatchback Engine KFU(ET3J4)	299272	Drive Shaft		21	22	48	86.5	655	
	2006.05- 2007.02		R	F	Hatchback Engine KFU(ET3J4)	299271	Drive Shaft		21	22	48	86.5	858	
	2006.05- 2007.02			F	Hatchback Engine KFU(ET3J4)	845057	Outer Joint		21	22	48	86.5	54	I
1.4 16V (70 kW)	2007.06-		R	F	Hatchback Engine 8FS(EP3)/EP3/EP3C	299271	Drive Shaft		21	22	48	86.5	858	
	2007.06-		L	F	Hatchback Engine 8FS(EP3)/EP3/EP3C	210311	Drive Shaft		21	22	48	86.5	647	
1.4 16V (72 kW)	2009.10-		R	F	Hatchback	299271	Drive Shaft		21	22	48	86.5	858	
	2009.10-		R	F	Hatchback	245201	Drive Shaft		25	22	58.5	79	854	
	2009.10-		L	F	Hatchback	245200	Drive Shaft		25	22	58.5	78.5	640	
	2009.10-		L	F	Hatchback	210311	Drive Shaft		21	22	48	86.5	647	
1.4 HDi (50 kW)	2006.05- 2007.09		R	F	Hatchback Engine 8HR(DV4C)/8HZ(DV4TD)	299271	Drive Shaft		21	22	48	86.5	858	
	2006.05- 2007.09		R	F	Hatchback Engine 8HR(DV4C)/8HZ(DV4TD)	245201	Drive Shaft		25	22	58.5	79	854	
	2006.05- 2007.09			F	Hatchback Engine 8HR(DV4C)/8HZ(DV4TD)	810025	Outer Joint		25	22	60	80	54	I
	2006.05- 2007.09		L	F	Hatchback Engine 8HR(DV4C)/8HZ(DV4TD)	245200	Drive Shaft		25	22	58.5	78.5	640	
	2006.05- 2007.09		L	F	Hatchback Engine 8HR(DV4C)/8HZ(DV4TD)	210311	Drive Shaft		21	22	48	86.5	647	
1.6 16V (80 kW)	2006.05-		L	F	Hatchback Engine NFU(TU5JP4)	245194	Drive Shaft		25	26	58.5	79	621	
	2006.05-		R	F	Hatchback Engine NFU(TU5JP4)	245193	Drive Shaft		25	26	58.5	79	759	
	2006.05-			F	Hatchback Engine NFU(TU5JP4)	810025	Outer Joint		25	22	60	80	54	I
	2006.05-		L	F	Hatchback Engine NFU(TU5JP4)	245203	Drive Shaft		25	22	58.5	79	645	
	2006.05-		R	F	Hatchback Engine NFU(TU5JP4)	245204	Drive Shaft		25	22	58.5	79	846	
1.6 16V RC (128 kW)	2007.06-			F	Hatchback Engine 5FY(EP6DTS)	810067	Outer Joint	48W	25	34	58.5	79	55	I
1.6 16V Turbo (110 kW)	2006.05-			F	Hatchback Engine 5FX(EP6DT)	810067	Outer Joint	48W	25	34	58.5	79	55	I
1.6 16V VTi (88 kW)	2007.01- 2007.09		R	F	Hatchback Engine 5FS(EP6C)/EP6	245201	Drive Shaft		25	22	58.5	79	854	
	2007.01- 2007.09		R	F	Hatchback Engine 5FS(EP6C)/EP6	210267	Drive Shaft		25	26	58.5	79.5	766	
	2007.01- 2007.09			F	Hatchback Engine 5FS(EP6C)/EP6	810025	Outer Joint		25	22	60	80	54	I
	2007.01- 2007.09		L	F	Hatchback Engine 5FS(EP6C)/EP6	245200	Drive Shaft		25	22	58.5	78.5	640	
1.6 HDi (66 kW)	2006.05-			F	Hatchback Engine 9HX(DV6ATED4)/9HV(DV6ATED4)/9HV(DV6TED4)	810067	Outer Joint	48W	25	34	58.5	79	55	I
1.6 HDi (68 kW)	2009.11-			F	Hatchback Engine 9HP(DV6DTE4)	810067	Outer Joint	48W	25	34	58.5	79	55	I
1.6 HDi (80 kW)	2006.05- 2007.09		R	F	Hatchback Engine 9HY(DV6TED4)/9HZ(DV6TED4)	210143	Drive Shaft		25	24	58.5	89	936	
	2006.05- 2007.09		L	F	Hatchback Engine 9HY(DV6TED4)/9HZ(DV6TED4)	210142	Drive Shaft		25	24	58.5	89	648	
	2006.05- 2007.09			F	Hatchback Engine 9HY(DV6TED4)/9HZ(DV6TED4)	810067	Outer Joint	48W	25	34	58.5	79	55	I
207 (WK_)														
1.4 (54 kW)	2007.06-		L	F	Estate Engine KFV(TU3A)	299272	Drive Shaft		21	22	48	86.5	655	
	2007.06-		R	F	Estate Engine KFV(TU3A)	299271	Drive Shaft		21	22	48	86.5	858	
	2007.06-			F	Estate Engine KFV(TU3A)	845057	Outer Joint		21	22	48	86.5	54	I
1.4 16V (70 kW)	2007.07-		R	F	Estate Engine 8FS(EP3)/EP3/EP3C	299271	Drive Shaft		21	22	48	86.5	858	
	2007.07-		L	F	Estate Engine 8FS(EP3)/EP3/EP3C	210311	Drive Shaft		21	22	48	86.5	647	
1.6 16V (88 kW)	2008.01-	MT	R	F	Estate Engine EP6/5FS(EP6C)	245201	Drive Shaft		25	22	58.5	79	854	
	2008.01-	AT	R	F	Estate Engine EP6/5FS(EP6C)	210267	Drive Shaft		25	26	58.5	79.5	766	
	2008.01-			F	Estate Engine EP6/5FS(EP6C)	810025	Outer Joint		25	22	60	80	54	I
	2008.01-	MT	L	F	Estate Engine EP6/5FS(EP6C)	245200	Drive Shaft		25	22	58.5	78.5	640	
1.6 16V RC (128 kW)	2007.02-			F	Estate Engine 5FY(EP6DTS)	810067	Outer Joint	48W	25	34	58.5	79	55	I
1.6 HDi (66 kW)	2007.07-			F	Estate Engine 9HX(DV6ATED4)	810067	Outer Joint	48W	25	34	58.5	79	55	I
1.6 HDi (68 kW)	2009.11-			F	Estate Engine 9HP(DV6DTE4)	810067	Outer Joint	48W	25	34	58.5	79	55	I
1.6 HDi (80 kW)	2008.01-			F	Estate Engine 9HZ(DV6TED4)	810067	Outer Joint	48W	25	34	58.5	79	55	I
207 CC (WD_)														
1.6 16V (88 kW)	2007.02-		R	F	Convertible Engine EP6/5FS(EP6C)	245201	Drive Shaft		25	22	58.5	79	854	
	2007.02-		R	F	Convertible Engine EP6/5FS(EP6C)	210267	Drive Shaft		25	26	58.5	79.5	766	
	2007.02-			F	Convertible Engine EP6/5FS(EP6C)	810025	Outer Joint		25	22	60	80	54	I
	2007.02-		L	F	Convertible Engine EP6/5FS(EP6C)	245200	Drive Shaft		25	22	58.5	78.5	640	
1.6 16V Turbo (110 kW)	2007.02-			F	Convertible Engine 5FX(EP6DT)	810067	Outer Joint	48W	25	34	58.5	79	55	I
1.6 HDi (80 kW)	2007.02-			F	Convertible Engine 9HZ(DV6TED4)	810067	Outer Joint	48W	25	34	58.5	79	55	I
207 VAN														
1.4 HDi (50 kW)	2007.04-		R	F	Box Engine 8HZ(DV4TD)	299271	Drive Shaft		21	22	48	86.5	858	
	2007.04-		R	F	Box Engine 8HZ(DV4TD)	245201	Drive Shaft		25	22	58.5	79	854	
	2007.04-		L	F	Box Engine 8HZ(DV4TD)	245200	Drive Shaft		25	22	58.5	78.5	640	
	2007.04-		L	F	Box Engine 8HZ(DV4TD)	210311	Drive Shaft		21	22	48	86.5	647	
3008														
1.6 VTi (88 kW)	2009.06-			F	MPV Engine 5FS(EP6C)/EP6	810067	Outer Joint	48W	25	34	58.5	79	55	I





	 YEAR	TRANSM	L/R	F/R	REMARKS	GSP Ref.	 PRODUCT	 ABS	Technical Specifications									
									A	B	C	H	L	P				
PEUGEOT																		
305																		
-	1979- 1980		L/R			245092	Drive Shaft		23	23	54	82	718					
305 II (581E)																		
1.5 (54 kW)	1982.10- 1986.08	AT	L	F	Estate Engine 142(XR5)	210117	Drive Shaft		25	24	54.8	79	592.5					
	1982.10- 1986.08	AT	R	F	Estate Engine 142(XR5)	245197	Drive Shaft		25	24	54.8	79	866					
1.6 (71 kW)	1983.09- 1984.06	MT	R	F	Estate Engine 171(XU5S)	245197	Drive Shaft		25	24	54.8	79	866					
1.9 Diesel (47 kW)	1982.10- 1988.12		L	F	Estate Engine 162(XUD9)/D9A(XUD9)	210117	Drive Shaft		25	24	54.8	79	592.5					
	1982.10- 1988.12	MT	R	F	Estate Engine 162(XUD9)/D9A(XUD9)	245197	Drive Shaft		25	24	54.8	79	866					
1.9 Diesel (48 kW)	1982.10- 1988.12		L	F	Estate Engine 162(XUD9)	210117	Drive Shaft		25	24	54.8	79	592.5					
	1982.10- 1988.12	MT	R	F	Estate Engine 162(XUD9)	245197	Drive Shaft		25	24	54.8	79	866					
305 II (581M)																		
1.5 (54 kW)	1982.10- 1985.08	AT	L	F	Saloon Engine 142(XR5)	210117	Drive Shaft		25	24	54.8	79	592.5					
	1982.10- 1985.08	AT	R	F	Saloon Engine 142(XR5)	245197	Drive Shaft		25	24	54.8	79	866					
1.6 (55 kW)	1982.10- 1988.07		L	F	Saloon Engine B1A(XU51C)	210117	Drive Shaft		25	24	54.8	79	592.5					
	1982.10- 1988.07	MT	R	F	Saloon Engine B1A(XU51C)	245197	Drive Shaft		25	24	54.8	79	866					
1.6 (69 kW)	1982.10- 1988.06		L	F	Saloon Engine 171(XU5S)	210117	Drive Shaft		25	24	54.8	79	592.5					
	1982.10- 1988.06	MT	R	F	Saloon Engine 171(XU5S)	245197	Drive Shaft		25	24	54.8	79	866					
1.6 (71 kW)	1982.10- 1984.06		L	F	Saloon Engine 171(XU5S)	210117	Drive Shaft		25	24	54.8	79	592.5					
	1982.10- 1984.06	MT	R	F	Saloon Engine 171(XU5S)	245197	Drive Shaft		25	24	54.8	79	866					
1.9 D (47 kW)	1982.10- 1988.07		L	F	Saloon Engine 162(XUD9)/D9A(XUD9)	210117	Drive Shaft		25	24	54.8	79	592.5					
	1982.10- 1988.07	MT	R	F	Saloon Engine 162(XUD9)/D9A(XUD9)	245197	Drive Shaft		25	24	54.8	79	866					
1.9 D (48 kW)	1982.10- 1988.07		L	F	Saloon Engine 162(XUD9)	210117	Drive Shaft		25	24	54.8	79	592.5					
	1982.10- 1988.07	MT	R	F	Saloon Engine 162(XUD9)	245197	Drive Shaft		25	24	54.8	79	866					
306																		
-					LADO ESQUERDO	645021	Inner Joint		22	27	40	65	87.5					
						845008	Outer Joint		25	23	56.7	79	58.5				M	
					LADO ESQUERDO	645020	Inner Joint		24	34	40	69	89					
	1994- 1997					610003	Inner Joint		24	34	40	69	99					
	1994- 1997					610004	Inner Joint		24	34	29.8	348	99.5					
1.8	1993.04- 1997.04		R			245075	Drive Shaft	48T	25	24	55.7	79	884					
	1993.04- 1997.04		L			245073	Drive Shaft		25	24	54.8	78.5	601					
	1993.04- 1997.04		R			245074	Drive Shaft		25	24	55.7	79	884					
1.9 D	1993.06- 1997.03		R			245075	Drive Shaft	48T	25	24	55.7	79	884					
	1993.06- 1997.03		L			245073	Drive Shaft		25	24	54.8	78.5	601					
	1993.06- 1997.03		R			245074	Drive Shaft		25	24	55.7	79	884					
2.0	1980.01- 1990.12	MT				810038	Outer Joint		25	25	60	79	61.5				O	
	1994.01- 1997.06		R			245075	Drive Shaft	48T	25	24	55.7	79	884					
	1994.01- 1997.06		L			245073	Drive Shaft		25	24	54.8	78.5	601					
	1994.01- 1997.06		R			245074	Drive Shaft		25	24	55.7	79	884					
306 (7A, 7C, N3, N5)																		
1.1 (44 kW)	1993.05- 2001.05	MT	L	F	Hatchback Engine HDZ(TU1M)	245155	Drive Shaft	48T	25	22	54.5	79.5	609					
	1993.05- 2001.05	MT	R	F	Hatchback Engine HDZ(TU1M)	245156	Drive Shaft	48T	25	22	54.5	79.5	869.5					
	1993.05- 2001.05	MT	R	F	Hatchback Engine HDZ(TU1M)	245025	Drive Shaft		21	22	56.4	76	877.5					
	1993.05- 2001.05	MT	L	F	Hatchback Engine HDZ(TU1M)	245004	Drive Shaft		21	22	56.4	76	614					
1.4 (55 kW)	1993.05- 2001.05	MT	L	F	Hatchback Engine KDX(TU3MC)/KFW(TU3JP)/KFX(TU3JP)	245155	Drive Shaft	48T	25	22	54.5	79.5	609					
	1993.05- 2001.05	MT	R	F	Hatchback Engine KDX(TU3MC)/KFW(TU3JP)/KFX(TU3JP)	245156	Drive Shaft	48T	25	22	54.5	79.5	869.5					
	1993.05- 2001.05	MT	R	F	Hatchback Engine KDX(TU3MC)/KFW(TU3JP)/KFX(TU3JP)	245025	Drive Shaft		21	22	56.4	76	877.5					
	1993.05- 2001.05	MT	L	F	Hatchback Engine KDX(TU3MC)/KFW(TU3JP)/KFX(TU3JP)	245004	Drive Shaft		21	22	56.4	76	614					
	1993.05- 2001.05	MT	L	F	Hatchback Engine KDX(TU3MC)/KFW(TU3JP)/KFX(TU3JP)	245138	Drive Shaft		25	22	60	78.5	601					
	1993.05- 2001.05	MT	R	F	Hatchback Engine KDX(TU3MC)/KFW(TU3JP)/KFX(TU3JP)	245137	Drive Shaft		25	22	60	78.5	880					
1.6 (65 kW)	1993.05- 2000.10	MT	R	F	Hatchback Engine NFZ(TU5JP)	245137	Drive Shaft		25	22	60	78.5	880					
	1993.05- 2000.10	MT	R	F	Hatchback Engine NFZ(TU5JP)	245158	Drive Shaft	29T	25	22	54.5	79.5	875					
	1993.05- 2000.10	MT	R	F	Hatchback Engine NFZ(TU5JP)	245014	Drive Shaft		25	22	54.8	79	879.5					
	1993.05- 2000.10	MT	L	F	Hatchback Engine NFZ(TU5JP)	245021	Drive Shaft		25	22	54.8	79	607					
	1993.05- 2000.10	MT		F	Hatchback Engine NFZ(TU5JP)	810004	Outer Joint	48T	25	23	54.8	78.5	56				I	
	1993.05- 2000.10	MT	L	F	Hatchback Engine NFZ(TU5JP)	245138	Drive Shaft		25	22	60	78.5	601					
1.6 (72 kW)	2000.10- 2001.05	MT	R	F	Hatchback Engine NFT	245158	Drive Shaft	29T	25	22	54.5	79.5	875					
1.8 (74 kW)	1993.05- 2001.05	MT/AT	R	F	Hatchback Engine LFZ(XU7JP)	245017	Drive Shaft	29T	25	24	55.7	79	881					
	1993.05- 2001.05	MT/AT	L	F	Hatchback Engine LFZ(XU7JP)	245024	Drive Shaft	29T	25	24	55.7	79	603.5					
	1993.05- 2001.05	MT/AT		F	Hatchback Engine LFZ(XU7JP)	845001	Outer Joint	29T	25	34	54.8	78.5	56				I	
	1993.05- 2001.05			F	Hatchback Engine LFZ(XU7JP)	810024	Outer Joint	48T	25	34	55.7	79	55				I	
	1993.05- 2001.05	MT/AT	R	F	Hatchback Engine LFZ(XU7JP)	245198	Drive Shaft		25	24	56.7	80	891					
	1993.05- 2001.05	MT/AT	L	F	Hatchback Engine LFZ(XU7JP)	245167	Drive Shaft		25	24	56.7	79	608					





	 YEAR	TRANSM	L/R	F/R	REMARKS	GSP Ref.	 PRODUCT	 ABS	Technical Specifications									
									A	B	C	H	L	P				
PEUGEOT 306 (7A, 7C, N3, N5)																		
1.8 (74 kW)	1993.05- 2001.05	MT/AT		F	Hatchback Engine LFZ(XU7JP)	810003	Outer Joint	29T	25	23	54.8	78.5	56	I				
	1993.05- 2001.05	MT/AT		F	Hatchback Engine LFZ(XU7JP)	810002	Outer Joint		25	23	54.8	78.5	56	I				
1.8 16V (81 kW)	1997.03- 2001.05	MT/AT	R	F	Hatchback Engine LFY(XU7JP4)	245017	Drive Shaft	29T	25	24	55.7	79	881					
	1997.03- 2001.05	MT/AT	L	F	Hatchback Engine LFY(XU7JP4)	245024	Drive Shaft	29T	25	24	55.7	79	603.5					
	1997.03- 2001.05	MT/AT	R	F	Hatchback Engine LFY(XU7JP4)	245198	Drive Shaft		25	24	56.7	80	891					
	1997.03- 2001.05	MT/AT	L	F	Hatchback Engine LFY(XU7JP4)	245167	Drive Shaft		25	24	56.7	79	608					
1.8 D (43 kW)	1993.05- 2001.05			F	Hatchback Engine A9A(XUD7)	810024	Outer Joint	48T	25	34	55.7	79	55	I				
1.9 D (47 kW)	1993.05- 2001.05	MT/AT	R	F	Hatchback Engine DJZ(XUD9Y)	245017	Drive Shaft	29T	25	24	55.7	79	881					
	1993.05- 2001.05	MT/AT	L	F	Hatchback Engine DJZ(XUD9Y)	245024	Drive Shaft	29T	25	24	55.7	79	603.5					
	1993.05- 2001.05	MT/AT		F	Hatchback Engine DJZ(XUD9Y)	845001	Outer Joint	29T	25	34	54.8	78.5	56	I				
	1993.05- 2001.05			F	Hatchback Engine DJZ(XUD9Y)	810024	Outer Joint	48T	25	34	55.7	79	55	I				
	1993.05- 2001.05	MT	R	F	Hatchback Engine DJZ(XUD9Y)	245070	Drive Shaft		25	24	54.8	78.5	880					
	1993.05- 2001.05	MT/AT	R	F	Hatchback Engine DJZ(XUD9Y)	245198	Drive Shaft		25	24	56.7	80	891					
	1993.05- 2001.05	MT/AT	L	F	Hatchback Engine DJZ(XUD9Y)	245167	Drive Shaft		25	24	56.7	79	608					
	1993.05- 2001.05	MT/AT		F	Hatchback Engine DJZ(XUD9Y)	810003	Outer Joint	29T	25	23	54.8	78.5	56	I				
	1993.05- 2001.05	MT/AT		F	Hatchback Engine DJZ(XUD9Y)	810002	Outer Joint		25	23	54.8	78.5	56	I				
1.9 D (50 kW)	1994.06- 2001.05	MT/AT	R	F	Hatchback Engine DJY(XUD9A)	245017	Drive Shaft	29T	25	24	55.7	79	881					
	1994.06- 2001.05	MT/AT	L	F	Hatchback Engine DJY(XUD9A)	245024	Drive Shaft	29T	25	24	55.7	79	603.5					
	1994.06- 2001.05	MT/AT		F	Hatchback Engine DJY(XUD9A)	845001	Outer Joint	29T	25	34	54.8	78.5	56	I				
	1994.06- 2001.05			F	Hatchback Engine DJY(XUD9A)	810024	Outer Joint	48T	25	34	55.7	79	55	I				
	1994.06- 2001.05	MT	R	F	Hatchback Engine DJY(XUD9A)	245070	Drive Shaft		25	24	54.8	78.5	880					
	1994.06- 2001.05	MT/AT	R	F	Hatchback Engine DJY(XUD9A)	245198	Drive Shaft		25	24	56.7	80	891					
	1994.06- 2001.05	MT/AT	L	F	Hatchback Engine DJY(XUD9A)	245167	Drive Shaft		25	24	56.7	79	608					
	1994.06- 2001.05	MT/AT		F	Hatchback Engine DJY(XUD9A)	810003	Outer Joint	29T	25	23	54.8	78.5	56	I				
	1994.06- 2001.05	MT/AT		F	Hatchback Engine DJY(XUD9A)	810002	Outer Joint		25	23	54.8	78.5	56	I				
1.9 D (51 kW)	1998.09- 2001.05	MT/AT	R	F	Hatchback Engine WJY(DW8B)/WJZ(DW8)	245017	Drive Shaft	29T	25	24	55.7	79	881					
	1998.09- 2001.05	MT/AT	L	F	Hatchback Engine WJY(DW8B)/WJZ(DW8)	245024	Drive Shaft	29T	25	24	55.7	79	603.5					
	1998.09- 2001.05	MT/AT		F	Hatchback Engine WJY(DW8B)/WJZ(DW8)	845001	Outer Joint	29T	25	34	54.8	78.5	56	I				
	1998.09- 2001.05			F	Hatchback Engine WJY(DW8B)/WJZ(DW8)	810024	Outer Joint	48T	25	34	55.7	79	55	I				
	1998.09- 2001.05	MT	R	F	Hatchback Engine WJY(DW8B)/WJZ(DW8)	245070	Drive Shaft		25	24	54.8	78.5	880					
	1998.09- 2001.05	MT/AT	R	F	Hatchback Engine WJY(DW8B)/WJZ(DW8)	245198	Drive Shaft		25	24	56.7	80	891					
	1998.09- 2001.05	MT/AT	L	F	Hatchback Engine WJY(DW8B)/WJZ(DW8)	245167	Drive Shaft		25	24	56.7	79	608					
	1998.09- 2001.05	MT/AT		F	Hatchback Engine WJY(DW8B)/WJZ(DW8)	810002	Outer Joint		25	23	54.8	78.5	56	I				
1.9 D (55 kW)	1998.03- 2001.05	MT/AT		F	Hatchback Engine DHV(XUD9BSD)	845001	Outer Joint	29T	25	34	54.8	78.5	56	I				
	1998.03- 2001.05	MT	R	F	Hatchback Engine DHV(XUD9BSD)	245070	Drive Shaft		25	24	54.8	78.5	880					
	1998.03- 2001.05	MT/AT		F	Hatchback Engine DHV(XUD9BSD)	810002	Outer Joint		25	23	54.8	78.5	56	I				
1.9 DT (66 kW)	1993.05- 2001.05		R	F	Hatchback Engine DHY(XUD9TE)	245017	Drive Shaft	29T	25	24	55.7	79	881					
	1993.05- 2001.05		L	F	Hatchback Engine DHY(XUD9TE)	245024	Drive Shaft	29T	25	24	55.7	79	603.5					
	1993.05- 2001.05	MT		F	Hatchback Engine DHY(XUD9TE)	845001	Outer Joint	29T	25	34	54.8	78.5	56	I				
	1993.05- 2001.05			F	Hatchback Engine DHY(XUD9TE)	810024	Outer Joint	48T	25	34	55.7	79	55	I				
	1993.05- 2001.05	MT	R	F	Hatchback Engine DHY(XUD9TE)	245070	Drive Shaft		25	24	54.8	78.5	880					
	1993.05- 2001.05	MT		F	Hatchback Engine DHY(XUD9TE)	810003	Outer Joint	29T	25	23	54.8	78.5	56	I				
	1993.05- 2001.05		L	F	Hatchback Engine DHY(XUD9TE)	245008	Drive Shaft		25	24	54.8	78.5	601.5					
	1993.05- 2001.05	MT		F	Hatchback Engine DHY(XUD9TE)	810002	Outer Joint		25	23	54.8	78.5	56	I				
2.0 HDi (66 kW)	1999.06- 2001.05	MT	R	F	Hatchback Engine RHY(DW10TD)	245017	Drive Shaft	29T	25	24	55.7	79	881					
	1999.06- 2001.05	MT	L	F	Hatchback Engine RHY(DW10TD)	245024	Drive Shaft	29T	25	24	55.7	79	603.5					
	1999.06- 2001.05	MT	R	F	Hatchback Engine RHY(DW10TD)	245070	Drive Shaft		25	24	54.8	78.5	880					
	1999.06- 2001.05	MT	L	F	Hatchback Engine RHY(DW10TD)	245008	Drive Shaft		25	24	54.8	78.5	601.5					
2.0 S16 (110 kW)	1994.06- 2001.05	MT/AT	R	F	Hatchback Engine RFT(XU10J4)	245017	Drive Shaft	29T	25	24	55.7	79	881					
	1994.06- 2001.05	MT/AT	L	F	Hatchback Engine RFT(XU10J4)	245024	Drive Shaft	29T	25	24	55.7	79	603.5					
	1994.06- 2001.05	MT/AT		F	Hatchback Engine RFT(XU10J4)	845001	Outer Joint	29T	25	34	54.8	78.5	56	I				
	1994.06- 2001.05			F	Hatchback Engine RFT(XU10J4)	810024	Outer Joint	48T	25	34	55.7	79	55	I				
	1994.06- 2001.05	MT	R	F	Hatchback Engine RFT(XU10J4)	245070	Drive Shaft		25	24	54.8	78.5	880					
	1994.06- 2001.05	MT/AT		F	Hatchback Engine RFT(XU10J4)	810003	Outer Joint	29T	25	23	54.8	78.5	56	I				
	1994.06- 2001.05	MT/AT		F	Hatchback Engine RFT(XU10J4)	810002	Outer Joint		25	23	54.8	78.5	56	I				
2.0 S16 (112 kW)	1993.05- 2001.05	MT/AT	R	F	Hatchback Engine RFY(XU10J4Z)	245017	Drive Shaft	29T	25	24	55.7	79	881					
	1993.05- 2001.05	MT/AT	L	F	Hatchback Engine RFY(XU10J4Z)	245024	Drive Shaft	29T	25	24	55.7	79	603.5					
	1993.05- 2001.05	MT/AT		F	Hatchback Engine RFY(XU10J4Z)	845001	Outer Joint	29T	25	34	54.8	78.5	56	I				
	1993.05- 2001.05			F	Hatchback Engine RFY(XU10J4Z)	810024	Outer Joint	48T	25	34	55.7	79	55	I				
	1993.05- 2001.05	MT	R	F	Hatchback Engine RFY(XU10J4Z)	245070	Drive Shaft		25	24	54.8	78.5	880					
	1993.05- 2001.05	MT/AT		F	Hatchback Engine RFY(XU10J4Z)	810003	Outer Joint	29T	25	23	54.8	78.5	56	I				
	1993.05- 2001.05	MT/AT		F	Hatchback Engine RFY(XU10J4Z)	810002	Outer Joint		25	23	54.8	78.5	56	I				





	 YEAR	TRANSM	L/R	F/R	REMARKS	GSP Ref.	 PRODUCT	 ABS	Technical Specifications					
									A	B	C	H	L	P
PEUGEOT														
306 (7A, 7C, N3, N5)														
2.0 XSi (89 kW)	1993.05- 2001.05	MT/AT		F	Hatchback Engine RFX(XU10J2)	845001	Outer Joint	29T	25	34	54.8	78.5	56	I
	1993.05- 2001.05			F	Hatchback Engine RFX(XU10J2)	810024	Outer Joint	48T	25	34	55.7	79	55	I
	1993.05- 2001.05	MT	R	F	Hatchback Engine RFX(XU10J2)	245070	Drive Shaft		25	24	54.8	78.5	880	
	1993.05- 2001.05	MT/AT		F	Hatchback Engine RFX(XU10J2)	810003	Outer Joint	29T	25	23	54.8	78.5	56	I
	1993.05- 2001.05	MT/AT	L	F	Hatchback Engine RFX(XU10J2)	245008	Drive Shaft		25	24	54.8	78.5	601.5	
306 (7B, N3, N5)														
1.1 (44 kW)	1994.06- 2001.05	MT	L	F	Saloon Engine HDZ(TU1M)	245155	Drive Shaft	48T	25	22	54.5	79.5	609	
	1994.06- 2001.05	MT	R	F	Saloon Engine HDZ(TU1M)	245156	Drive Shaft	48T	25	22	54.5	79.5	869.5	
	1994.06- 2001.05	MT	R	F	Saloon Engine HDZ(TU1M)	245025	Drive Shaft		21	22	56.4	76	877.5	
	1994.06- 2001.05	MT	L	F	Saloon Engine HDZ(TU1M)	245004	Drive Shaft		21	22	56.4	76	614	
1.4 SL (55 kW)	1994.06- 2001.05	MT	R	F	Saloon Engine KDX(TU3MC)/KFW(TU3JP)/KFX(TU3JP)	245137	Drive Shaft		25	22	60	78.5	880	
	1994.06- 2001.05	MT	L	F	Saloon Engine KDX(TU3MC)/KFW(TU3JP)/KFX(TU3JP)	245155	Drive Shaft	48T	25	22	54.5	79.5	609	
	1994.06- 2001.05	MT	R	F	Saloon Engine KDX(TU3MC)/KFW(TU3JP)/KFX(TU3JP)	245156	Drive Shaft	48T	25	22	54.5	79.5	869.5	
	1994.06- 2001.05	MT	R	F	Saloon Engine KDX(TU3MC)/KFW(TU3JP)/KFX(TU3JP)	245025	Drive Shaft		21	22	56.4	76	877.5	
	1994.06- 2001.05	MT	L	F	Saloon Engine KDX(TU3MC)/KFW(TU3JP)/KFX(TU3JP)	245004	Drive Shaft		21	22	56.4	76	614	
	1994.06- 2001.05	MT	L	F	Saloon Engine KDX(TU3MC)/KFW(TU3JP)/KFX(TU3JP)	245138	Drive Shaft		25	22	60	78.5	601	
1.6 (72 kW)	2000.10- 2001.05	MT	R	F	Saloon Engine NFT	245158	Drive Shaft	29T	25	22	54.5	79.5	875	
1.6 SR (65 kW)	1994.06- 2000.10	MT	R	F	Saloon Engine NFZ(TU5JP)	245137	Drive Shaft		25	22	60	78.5	880	
	1994.06- 2000.10	MT	R	F	Saloon Engine NFZ(TU5JP)	245158	Drive Shaft	29T	25	22	54.5	79.5	875	
	1994.06- 2000.10	MT	R	F	Saloon Engine NFZ(TU5JP)	245014	Drive Shaft		25	22	54.8	79	879.5	
	1994.06- 2000.10	MT	L	F	Saloon Engine NFZ(TU5JP)	245021	Drive Shaft		25	22	54.8	79	607	
	1994.06- 2000.10	MT		F	Saloon Engine NFZ(TU5JP)	810004	Outer Joint	48T	25	23	54.8	78.5	56	I
1994.06- 2000.10	MT	L	F	Saloon Engine NFZ(TU5JP)	245138	Drive Shaft		25	22	60	78.5	601		
1.8 16V (81 kW)	1997.03- 2001.05	MT/AT	R	F	Saloon Engine LFY(XU7JP4)	245017	Drive Shaft	29T	25	24	55.7	79	881	
	1997.03- 2001.05	MT/AT	L	F	Saloon Engine LFY(XU7JP4)	245024	Drive Shaft	29T	25	24	55.7	79	603.5	
	1997.03- 2001.05	MT/AT	R	F	Saloon Engine LFY(XU7JP4)	245198	Drive Shaft		25	24	56.7	80	891	
	1997.03- 2001.05	MT/AT	L	F	Saloon Engine LFY(XU7JP4)	245167	Drive Shaft		25	24	56.7	79	608	
1.8 ST (74 kW)	1994.06- 2001.05	MT/AT	R	F	Saloon Engine LFZ(XU7JP)	245017	Drive Shaft	29T	25	24	55.7	79	881	
	1994.06- 2001.05	MT/AT	L	F	Saloon Engine LFZ(XU7JP)	245024	Drive Shaft	29T	25	24	55.7	79	603.5	
	1994.06- 2001.05	MT/AT		F	Saloon Engine LFZ(XU7JP)	845001	Outer Joint	29T	25	34	54.8	78.5	56	I
	1994.06- 2001.05			F	Saloon Engine LFZ(XU7JP)	810024	Outer Joint	48T	25	34	55.7	79	55	I
	1994.06- 2001.05	MT	R	F	Saloon Engine LFZ(XU7JP)	245070	Drive Shaft		25	24	54.8	78.5	880	
	1994.06- 2001.05	MT/AT	R	F	Saloon Engine LFZ(XU7JP)	245198	Drive Shaft		25	24	56.7	80	891	
	1994.06- 2001.05	MT/AT	L	F	Saloon Engine LFZ(XU7JP)	245167	Drive Shaft		25	24	56.7	79	608	
	1994.06- 2001.05	MT/AT		F	Saloon Engine LFZ(XU7JP)	810003	Outer Joint	29T	25	23	54.8	78.5	56	I
1994.06- 2001.05	MT/AT		F	Saloon Engine LFZ(XU7JP)	810002	Outer Joint		25	23	54.8	78.5	56	I	
1.9 D (51 kW)	1998.09- 2001.05	MT/AT	R	F	Saloon Engine WJY(DW8B)/WJZ(DW8)	245017	Drive Shaft	29T	25	24	55.7	79	881	
	1998.09- 2001.05	MT/AT	L	F	Saloon Engine WJY(DW8B)/WJZ(DW8)	245024	Drive Shaft	29T	25	24	55.7	79	603.5	
	1998.09- 2001.05	MT/AT		F	Saloon Engine WJY(DW8B)/WJZ(DW8)	845001	Outer Joint	29T	25	34	54.8	78.5	56	I
	1998.09- 2001.05			F	Saloon Engine WJY(DW8B)/WJZ(DW8)	810024	Outer Joint	48T	25	34	55.7	79	55	I
	1998.09- 2001.05	MT	R	F	Saloon Engine WJY(DW8B)/WJZ(DW8)	245070	Drive Shaft		25	24	54.8	78.5	880	
	1998.09- 2001.05	MT/AT	R	F	Saloon Engine WJY(DW8B)/WJZ(DW8)	245198	Drive Shaft		25	24	56.7	80	891	
	1998.09- 2001.05	MT/AT	L	F	Saloon Engine WJY(DW8B)/WJZ(DW8)	245167	Drive Shaft		25	24	56.7	79	608	
	1998.09- 2001.05	MT/AT		F	Saloon Engine WJY(DW8B)/WJZ(DW8)	810002	Outer Joint		25	23	54.8	78.5	56	I
1.9 D (55 kW)	1998.03- 2001.05	MT/AT		F	Saloon Engine DHV(XUD9BSD)	845001	Outer Joint	29T	25	34	54.8	78.5	56	I
	1998.03- 2001.05	MT	R	F	Saloon Engine DHV(XUD9BSD)	245070	Drive Shaft		25	24	54.8	78.5	880	
	1998.03- 2001.05	MT/AT		F	Saloon Engine DHV(XUD9BSD)	810002	Outer Joint		25	23	54.8	78.5	56	I
1.9 SLD (47 kW)	1994.06- 2001.05	MT/AT	R	F	Saloon Engine DJZ(XUD9Y)	245017	Drive Shaft	29T	25	24	55.7	79	881	
	1994.06- 2001.05	MT/AT	L	F	Saloon Engine DJZ(XUD9Y)	245024	Drive Shaft	29T	25	24	55.7	79	603.5	
	1994.06- 2001.05	MT/AT		F	Saloon Engine DJZ(XUD9Y)	845001	Outer Joint	29T	25	34	54.8	78.5	56	I
	1994.06- 2001.05			F	Saloon Engine DJZ(XUD9Y)	810024	Outer Joint	48T	25	34	55.7	79	55	I
	1994.06- 2001.05	MT	R	F	Saloon Engine DJZ(XUD9Y)	245070	Drive Shaft		25	24	54.8	78.5	880	
	1994.06- 2001.05	MT/AT	R	F	Saloon Engine DJZ(XUD9Y)	245198	Drive Shaft		25	24	56.7	80	891	
	1994.06- 2001.05	MT/AT	L	F	Saloon Engine DJZ(XUD9Y)	245167	Drive Shaft		25	24	56.7	79	608	
	1994.06- 2001.05	MT/AT		F	Saloon Engine DJZ(XUD9Y)	810003	Outer Joint	29T	25	23	54.8	78.5	56	I
1994.06- 2001.05	MT/AT		F	Saloon Engine DJZ(XUD9Y)	810002	Outer Joint		25	23	54.8	78.5	56	I	
1.9 SLD (50 kW)	1994.06- 2001.05	MT/AT	R	F	Saloon Engine DJY(XUD9A)	245017	Drive Shaft	29T	25	24	55.7	79	881	
	1994.06- 2001.05	MT/AT	L	F	Saloon Engine DJY(XUD9A)	245024	Drive Shaft	29T	25	24	55.7	79	603.5	
	1994.06- 2001.05	MT/AT		F	Saloon Engine DJY(XUD9A)	845001	Outer Joint	29T	25	34	54.8	78.5	56	I
	1994.06- 2001.05			F	Saloon Engine DJY(XUD9A)	810024	Outer Joint	48T	25	34	55.7	79	55	I
	1994.06- 2001.05	MT	R	F	Saloon Engine DJY(XUD9A)	245070	Drive Shaft		25	24	54.8	78.5	880	





	 YEAR	TRANSM	L/R	F/R	REMARKS	GSP Ref.	 PRODUCT	 ABS	Technical Specifications					
									A	B	C	H	L	P
PEUGEOT														
306 (7B, N3, N5)														
1.9 SLD (50 kW)	1994.06- 2001.05	MT/AT	R	F	Saloon Engine DJY(XUD9A)	245198	Drive Shaft		25	24	56.7	80	891	
	1994.06- 2001.05	MT/AT	L	F	Saloon Engine DJY(XUD9A)	245167	Drive Shaft		25	24	56.7	79	608	
	1994.06- 2001.05	MT/AT		F	Saloon Engine DJY(XUD9A)	810003	Outer Joint	29T	25	23	54.8	78.5	56	I
	1994.06- 2001.05	MT/AT		F	Saloon Engine DJY(XUD9A)	810002	Outer Joint		25	23	54.8	78.5	56	I
1.9 SRDT (66 kW)	1994.06- 2001.05	MT	R	F	Saloon Engine DHY(XUD9TE)	245017	Drive Shaft	29T	25	24	55.7	79	881	
	1994.06- 2001.05	MT	L	F	Saloon Engine DHY(XUD9TE)	245024	Drive Shaft	29T	25	24	55.7	79	603.5	
	1994.06- 2001.05	MT		F	Saloon Engine DHY(XUD9TE)	845001	Outer Joint	29T	25	34	54.8	78.5	56	I
	1994.06- 2001.05			F	Saloon Engine DHY(XUD9TE)	810024	Outer Joint	48T	25	34	55.7	79	55	I
	1994.06- 2001.05	MT	R	F	Saloon Engine DHY(XUD9TE)	245070	Drive Shaft		25	24	54.8	78.5	880	
	1994.06- 2001.05	MT		F	Saloon Engine DHY(XUD9TE)	810003	Outer Joint	29T	25	23	54.8	78.5	56	I
	1994.06- 2001.05	MT	L	F	Saloon Engine DHY(XUD9TE)	245008	Drive Shaft		25	24	54.8	78.5	601.5	
	1994.06- 2001.05	MT		F	Saloon Engine DHY(XUD9TE)	810002	Outer Joint		25	23	54.8	78.5	56	I
2.0 HDi (66 kW)	1999.06- 2001.05	MT	R	F	Saloon Engine RHY(DW10TD)	245017	Drive Shaft	29T	25	24	55.7	79	881	
	1999.06- 2001.05	MT	L	F	Saloon Engine RHY(DW10TD)	245024	Drive Shaft	29T	25	24	55.7	79	603.5	
	1999.06- 2001.05	MT	R	F	Saloon Engine RHY(DW10TD)	245070	Drive Shaft		25	24	54.8	78.5	880	
	1999.06- 2001.05	MT	L	F	Saloon Engine RHY(DW10TD)	245008	Drive Shaft		25	24	54.8	78.5	601.5	
2.0 S16 (110 kW)	1994.06- 2001.05	MT/AT	R	F	Saloon Engine RFT(XU10J4)	245017	Drive Shaft	29T	25	24	55.7	79	881	
	1994.06- 2001.05	MT/AT	L	F	Saloon Engine RFT(XU10J4)	245024	Drive Shaft	29T	25	24	55.7	79	603.5	
	1994.06- 2001.05	MT/AT		F	Saloon Engine RFT(XU10J4)	845001	Outer Joint	29T	25	34	54.8	78.5	56	I
	1994.06- 2001.05			F	Saloon Engine RFT(XU10J4)	810024	Outer Joint	48T	25	34	55.7	79	55	I
	1994.06- 2001.05	MT	R	F	Saloon Engine RFT(XU10J4)	245070	Drive Shaft		25	24	54.8	78.5	880	
	1994.06- 2001.05	MT/AT		F	Saloon Engine RFT(XU10J4)	810003	Outer Joint	29T	25	23	54.8	78.5	56	I
2.0 S16 (112 kW)	1994.06- 2001.05	MT/AT	R	F	Saloon Engine RFY(XU10J4Z)	245017	Drive Shaft	29T	25	24	55.7	79	881	
	1994.06- 2001.05	MT/AT	L	F	Saloon Engine RFY(XU10J4Z)	245024	Drive Shaft	29T	25	24	55.7	79	603.5	
	1994.06- 2001.05	MT/AT		F	Saloon Engine RFY(XU10J4Z)	845001	Outer Joint	29T	25	34	54.8	78.5	56	I
	1994.06- 2001.05			F	Saloon Engine RFY(XU10J4Z)	810024	Outer Joint	48T	25	34	55.7	79	55	I
	1994.06- 2001.05	MT	R	F	Saloon Engine RFY(XU10J4Z)	245070	Drive Shaft		25	24	54.8	78.5	880	
	1994.06- 2001.05	MT/AT		F	Saloon Engine RFY(XU10J4Z)	810003	Outer Joint	29T	25	23	54.8	78.5	56	I
2.0 ST (89 kW)	1994.07- 2001.05	MT/AT		F	Saloon Engine RFX(XU10J2)	845001	Outer Joint	29T	25	34	54.8	78.5	56	I
	1994.07- 2001.05			F	Saloon Engine RFX(XU10J2)	810024	Outer Joint	48T	25	34	55.7	79	55	I
	1994.07- 2001.05	MT	R	F	Saloon Engine RFX(XU10J2)	245070	Drive Shaft		25	24	54.8	78.5	880	
	1994.07- 2001.05	MT/AT		F	Saloon Engine RFX(XU10J2)	810003	Outer Joint	29T	25	23	54.8	78.5	56	I
	1994.07- 2001.05	MT/AT	L	F	Saloon Engine RFX(XU10J2)	245008	Drive Shaft		25	24	54.8	78.5	601.5	
	1994.07- 2001.05	MT/AT		F	Saloon Engine RFX(XU10J2)	810002	Outer Joint		25	23	54.8	78.5	56	I
306 (7B,N3)														
1.1 (44 kW)	1993-		L			245157	Drive Shaft	29T	25	22	54.5	79.5	605	
1.4 SL (55 kW)	1993-		L			245157	Drive Shaft	29T	25	22	54.5	79.5	605	
306 (7D, N3, N5)														
1.6 (65 kW)	1996.04- 2000.10	MT	R	F	Convertible Engine NFZ(TU5JP)	245137	Drive Shaft		25	22	60	78.5	880	
	1996.04- 2000.10	MT	R	F	Convertible Engine NFZ(TU5JP)	245158	Drive Shaft	29T	25	22	54.5	79.5	875	
	1996.04- 2000.10	MT	R	F	Convertible Engine NFZ(TU5JP)	245014	Drive Shaft		25	22	54.8	79	879.5	
	1996.04- 2000.10	MT	L	F	Convertible Engine NFZ(TU5JP)	245021	Drive Shaft		25	22	54.8	79	607	
	1996.04- 2000.10	MT		F	Convertible Engine NFZ(TU5JP)	810004	Outer Joint	48T	25	23	54.8	78.5	56	I
	1996.04- 2000.10	MT	L	F	Convertible Engine NFZ(TU5JP)	245138	Drive Shaft		25	22	60	78.5	601	
1.6 (72 kW)	2000.10- 2002.04	MT	R	F	Convertible Engine NFT	245158	Drive Shaft	29T	25	22	54.5	79.5	875	
1.8 (74 kW)	1994.03- 2002.04	MT/AT	R	F	Convertible Engine LFZ(XU7JP)	245017	Drive Shaft	29T	25	24	55.7	79	881	
	1994.03- 2002.04	MT/AT	L	F	Convertible Engine LFZ(XU7JP)	245024	Drive Shaft	29T	25	24	55.7	79	603.5	
	1994.03- 2002.04	MT/AT		F	Convertible Engine LFZ(XU7JP)	845001	Outer Joint	29T	25	34	54.8	78.5	56	I
	1994.03- 2002.04	MT		F	Convertible Engine LFZ(XU7JP)	810024	Outer Joint	48T	25	34	55.7	79	55	I
	1994.03- 2002.04	MT	R	F	Convertible Engine LFZ(XU7JP)	245070	Drive Shaft		25	24	54.8	78.5	880	
	1994.03- 2002.04	MT/AT	R	F	Convertible Engine LFZ(XU7JP)	245198	Drive Shaft		25	24	56.7	80	891	
	1994.03- 2002.04	MT/AT	L	F	Convertible Engine LFZ(XU7JP)	245167	Drive Shaft		25	24	56.7	79	608	
	1994.03- 2002.04	MT/AT		F	Convertible Engine LFZ(XU7JP)	810003	Outer Joint	29T	25	23	54.8	78.5	56	I
1.8 16V (81 kW)	2000.07- 2002.04	MT/AT	R	F	Convertible Engine LFY(XU7JP4)	245017	Drive Shaft	29T	25	24	55.7	79	881	
	2000.07- 2002.04	MT/AT	L	F	Convertible Engine LFY(XU7JP4)	245024	Drive Shaft	29T	25	24	55.7	79	603.5	
	2000.07- 2002.04	MT/AT	R	F	Convertible Engine LFY(XU7JP4)	245198	Drive Shaft		25	24	56.7	80	891	
	2000.07- 2002.04	MT/AT	L	F	Convertible Engine LFY(XU7JP4)	245167	Drive Shaft		25	24	56.7	79	608	
2.0 (89 kW)	1994.03- 2002.04	MT/AT		F	Convertible Engine RFX(XU10J2)	845001	Outer Joint	29T	25	34	54.8	78.5	56	I
	1994.03- 2002.04	MT		F	Convertible Engine RFX(XU10J2)	810024	Outer Joint	48T	25	34	55.7	79	55	I





	 YEAR	TRANSM	L/R	F/R	REMARKS	GSP Ref.	 PRODUCT	 ABS	Technical Specifications									
									A	B	C	H	L	P				
PEUGEOT																		
306 (7D, N3, N5)																		
2.0 (89 kW)	1994.03- 2002.04	MT	R	F	Convertible Engine RFX(XU10J2)	245070	Drive Shaft		25	24	54.8	78.5	880					
	1994.03- 2002.04	MT/AT		F	Convertible Engine RFX(XU10J2)	810003	Outer Joint	29T	25	23	54.8	78.5	56	I				
	1994.03- 2002.04	MT/AT	L	F	Convertible Engine RFX(XU10J2)	245008	Drive Shaft		25	24	54.8	78.5	601.5					
	1994.03- 2002.04	MT/AT		F	Convertible Engine RFX(XU10J2)	810002	Outer Joint		25	23	54.8	78.5	56	I				
306 BREAK (7E, N3, N5)																		
1.4 (55 kW)	1997.03- 2002.04	MT	R	F	Estate Engine KFW(TU3JP)/KFX(TU3JP)	245137	Drive Shaft		25	22	60	78.5	880					
	1997.03- 2002.04	MT	L	F	Estate Engine KFW(TU3JP)/KFX(TU3JP)	245155	Drive Shaft	48T	25	22	54.5	79.5	609					
	1997.03- 2002.04	MT	R	F	Estate Engine KFW(TU3JP)/KFX(TU3JP)	245156	Drive Shaft	48T	25	22	54.5	79.5	869.5					
	1997.03- 2002.04	MT	R	F	Estate Engine KFW(TU3JP)/KFX(TU3JP)	245025	Drive Shaft		21	22	56.4	76	877.5					
	1997.03- 2002.04	MT	L	F	Estate Engine KFW(TU3JP)/KFX(TU3JP)	245004	Drive Shaft		21	22	56.4	76	614					
	1997.03- 2002.04	MT	L	F	Estate Engine KFW(TU3JP)/KFX(TU3JP)	245138	Drive Shaft		25	22	60	78.5	601					
1.6 (65 kW)	1997.03- 2000.10	MT	R	F	Estate Engine NFZ(TU5JP)	245137	Drive Shaft		25	22	60	78.5	880					
	1997.03- 2000.10	MT	R	F	Estate Engine NFZ(TU5JP)	245158	Drive Shaft	29T	25	22	54.5	79.5	875					
	1997.03- 2000.10	MT	R	F	Estate Engine NFZ(TU5JP)	245014	Drive Shaft		25	22	54.8	79	879.5					
	1997.03- 2000.10	MT	L	F	Estate Engine NFZ(TU5JP)	245021	Drive Shaft		25	22	54.8	79	607					
	1997.03- 2000.10	MT		F	Estate Engine NFZ(TU5JP)	810004	Outer Joint	48T	25	23	54.8	78.5	56	I				
	1997.03- 2000.10	MT	L	F	Estate Engine NFZ(TU5JP)	245138	Drive Shaft		25	22	60	78.5	601					
1.6 (72 kW)	2000.10- 2002.04	MT	R	F	Estate Engine NFT	245158	Drive Shaft	29T	25	22	54.5	79.5	875					
1.8 (74 kW)	1997.03- 2002.04	MT/AT	R	F	Estate Engine LFZ(XU7JP)	245017	Drive Shaft	29T	25	24	55.7	79	881					
	1997.03- 2002.04	MT/AT	L	F	Estate Engine LFZ(XU7JP)	245024	Drive Shaft	29T	25	24	55.7	79	603.5					
	1997.03- 2002.04	MT/AT		F	Estate Engine LFZ(XU7JP)	845001	Outer Joint	29T	25	34	54.8	78.5	56	I				
	1997.03- 2002.04			F	Estate Engine LFZ(XU7JP)	810024	Outer Joint	48T	25	34	55.7	79	55	I				
	1997.03- 2002.04	MT	R	F	Estate Engine LFZ(XU7JP)	245070	Drive Shaft		25	24	54.8	78.5	880					
	1997.03- 2002.04	MT/AT	R	F	Estate Engine LFZ(XU7JP)	245198	Drive Shaft		25	24	56.7	80	891					
	1997.03- 2002.04	MT/AT	L	F	Estate Engine LFZ(XU7JP)	245167	Drive Shaft		25	24	56.7	79	608					
	1997.03- 2002.04	MT/AT		F	Estate Engine LFZ(XU7JP)	810002	Outer Joint		25	23	54.8	78.5	56	I				
1.8 16V (81 kW)	1997.03- 2002.04	MT/AT	R	F	Estate Engine LFY(XU7JP4)	245017	Drive Shaft	29T	25	24	55.7	79	881					
	1997.03- 2002.04	MT/AT	L	F	Estate Engine LFY(XU7JP4)	245024	Drive Shaft	29T	25	24	55.7	79	603.5					
	1997.03- 2002.04	MT	R	F	Estate Engine LFY(XU7JP4)	245070	Drive Shaft		25	24	54.8	78.5	880					
	1997.03- 2002.04	MT/AT	R	F	Estate Engine LFY(XU7JP4)	245198	Drive Shaft		25	24	56.7	80	891					
	1997.03- 2002.04	MT/AT	L	F	Estate Engine LFY(XU7JP4)	245167	Drive Shaft		25	24	56.7	79	608					
1.9 D (50 kW)	1997.03- 2002.04	MT/AT	R	F	Estate Engine DJY(XUD9A)	245017	Drive Shaft	29T	25	24	55.7	79	881					
	1997.03- 2002.04	MT/AT	L	F	Estate Engine DJY(XUD9A)	245024	Drive Shaft	29T	25	24	55.7	79	603.5					
	1997.03- 2002.04	MT/AT		F	Estate Engine DJY(XUD9A)	845001	Outer Joint	29T	25	34	54.8	78.5	56	I				
	1997.03- 2002.04			F	Estate Engine DJY(XUD9A)	810024	Outer Joint	48T	25	34	55.7	79	55	I				
	1997.03- 2002.04	MT	R	F	Estate Engine DJY(XUD9A)	245070	Drive Shaft		25	24	54.8	78.5	880					
	1997.03- 2002.04	MT/AT	R	F	Estate Engine DJY(XUD9A)	245198	Drive Shaft		25	24	56.7	80	891					
	1997.03- 2002.04	MT/AT	L	F	Estate Engine DJY(XUD9A)	245167	Drive Shaft		25	24	56.7	79	608					
	1997.03- 2002.04	MT/AT		F	Estate Engine DJY(XUD9A)	810002	Outer Joint		25	23	54.8	78.5	56	I				
1.9 D (51 kW)	1998.09- 2002.04	MT/AT	R	F	Estate Engine WJY(DW8B)/WJZ(DW8)	245017	Drive Shaft	29T	25	24	55.7	79	881					
	1998.09- 2002.04	MT/AT	L	F	Estate Engine WJY(DW8B)/WJZ(DW8)	245024	Drive Shaft	29T	25	24	55.7	79	603.5					
	1998.09- 2002.04	MT/AT		F	Estate Engine WJY(DW8B)/WJZ(DW8)	845001	Outer Joint	29T	25	34	54.8	78.5	56	I				
	1998.09- 2002.04			F	Estate Engine WJY(DW8B)/WJZ(DW8)	810024	Outer Joint	48T	25	34	55.7	79	55	I				
	1998.09- 2002.04	MT	R	F	Estate Engine WJY(DW8B)/WJZ(DW8)	245070	Drive Shaft		25	24	54.8	78.5	880					
	1998.09- 2002.04	MT/AT	R	F	Estate Engine WJY(DW8B)/WJZ(DW8)	245198	Drive Shaft		25	24	56.7	80	891					
	1998.09- 2002.04	MT/AT	L	F	Estate Engine WJY(DW8B)/WJZ(DW8)	245167	Drive Shaft		25	24	56.7	79	608					
	1998.09- 2002.04	MT/AT		F	Estate Engine WJY(DW8B)/WJZ(DW8)	810002	Outer Joint		25	23	54.8	78.5	56	I				
1.9 D (55 kW)	1998.03- 2002.04	MT/AT		F	Estate Engine DHV(XUD9BSD)	845001	Outer Joint	29T	25	34	54.8	78.5	56	I				
	1998.03- 2002.04	MT	R	F	Estate Engine DHV(XUD9BSD)	245070	Drive Shaft		25	24	54.8	78.5	880					
	1998.03- 2002.04	MT/AT		F	Estate Engine DHV(XUD9BSD)	810002	Outer Joint		25	23	54.8	78.5	56	I				
1.9 TD (66 kW)	1997.02- 2002.04	MT	R	F	Estate Engine DHY(XUD9TE)	245017	Drive Shaft	29T	25	24	55.7	79	881					
	1997.02- 2002.04	MT	L	F	Estate Engine DHY(XUD9TE)	245024	Drive Shaft	29T	25	24	55.7	79	603.5					
	1997.02- 2002.04	MT		F	Estate Engine DHY(XUD9TE)	845001	Outer Joint	29T	25	34	54.8	78.5	56	I				
	1997.02- 2002.04			F	Estate Engine DHY(XUD9TE)	810024	Outer Joint	48T	25	34	55.7	79	55	I				
	1997.02- 2002.04	MT	R	F	Estate Engine DHY(XUD9TE)	245070	Drive Shaft		25	24	54.8	78.5	880					
	1997.02- 2002.04	MT	L	F	Estate Engine DHY(XUD9TE)	245008	Drive Shaft		25	24	54.8	78.5	601.5					
	1997.02- 2002.04	MT		F	Estate Engine DHY(XUD9TE)	810002	Outer Joint		25	23	54.8	78.5	56	I				
2.0 HDi (66 kW)	1999.06- 2002.04	MT	R	F	Estate Engine RHY(DW10TD)	245017	Drive Shaft	29T	25	24	55.7	79	881					
	1999.06- 2002.04	MT	L	F	Estate Engine RHY(DW10TD)	245024	Drive Shaft	29T	25	24	55.7	79	603.5					
	1999.06- 2002.04	MT	R	F	Estate Engine RHY(DW10TD)	245070	Drive Shaft		25	24	54.8	78.5	880					
	1999.06- 2002.04	MT	L	F	Estate Engine RHY(DW10TD)	245008	Drive Shaft		25	24	54.8	78.5	601.5					





	 YEAR	TRANSM	L/R	F/R	REMARKS	GSP Ref.	 PRODUCT	 ABS	Technical Specifications					
									A	B	C	H	L	P
PEUGEOT														
306 I														
1.9 TD	1993.07- 1997.04	MT	R	F		245048	Drive Shaft	29T	25	24	55.7	79	881.5	
2.0 16V	1994.01- 1997.04	MT	R	F		245048	Drive Shaft	29T	25	24	55.7	79	881.5	
306 II														
1.4	1997.04- 2002.05	MT	L	F		245117	Drive Shaft	29T	25	22	55	79.5	615	
	1997.04- 2002.05	MT	R			245018	Drive Shaft	29T	25	22	60	80	878.5	
1.6	1997.04-					845036	Outer Joint	29T	25	22	60	80	54	I
	1997.04- 2002.09	MT	L	F		299037	Drive Shaft	29T	25	22	60	80	608	
1.8	1997.04- 2002.09	MT/AT	R			245048	Drive Shaft	29T	25	24	55.7	79	881.5	
1.9 D	1997.04- 2002.05	MT	R			245048	Drive Shaft	29T	25	24	55.7	79	881.5	
1.9 TD	1997.04- 1999.05	MT	L	F		245041	Drive Shaft	29T	25	24	58	78.5	600	
2.0 16V	1997.04- 2000.12					610001	Inner Joint		24	34	29.8	350	89.5	
	1997.04- 2000.12					610020	Inner Joint		24	34	40	62.5	99	
	1997.04- 2000.12		L	F		245041	Drive Shaft	29T	25	24	58	78.5	600	
2.0 HDi	1999.05- 2002.05	MT	L	F		245041	Drive Shaft	29T	25	24	58	78.5	600	
307 (3A/C)														
1.4 (55 kW)	2000.08-	MT	L	F	Hatchback Engine KFW(TU3JP)	245119	Drive Shaft		25	22	58.5	79.5	633	
	2000.08-	MT	R	F	Hatchback Engine KFW(TU3JP)	245113	Drive Shaft		25	22	58.5	79.5	915	
	2000.08-			F	Hatchback Engine KFW(TU3JP)	810025	Outer Joint		25	22	60	80	54	I
1.4 16V (65 kW)	2003.10- 2007.01	MT	L	F	Hatchback Engine KFU(ET3J4)	245119	Drive Shaft		25	22	58.5	79.5	633	
	2003.10- 2007.01	MT	R	F	Hatchback Engine KFU(ET3J4)	245113	Drive Shaft		25	22	58.5	79.5	915	
	2003.10- 2007.01			F	Hatchback Engine KFU(ET3J4)	810025	Outer Joint		25	22	60	80	54	I
1.4 HDi (50 kW)	2001.10-			F	Hatchback Engine 8HX(DV4TD)/8HZ(DV4TD)	810028	Outer Joint		25	34	58	89	56	I
	2001.10-	MT	L	F	Hatchback Engine 8HX(DV4TD)/8HZ(DV4TD)	245126	Drive Shaft		25	24	58.5	89	630	
	2001.10-	MT	R	F	Hatchback Engine 8HX(DV4TD)/8HZ(DV4TD)	245104	Drive Shaft		25	24	58	79	925	
1.6 16V (80 kW)	2000.08-	MT	L	F	Hatchback Engine NFU(TU5JP4)	245119	Drive Shaft		25	22	58.5	79.5	633	
	2000.08-	MT	R	F	Hatchback Engine NFU(TU5JP4)	245113	Drive Shaft		25	22	58.5	79.5	915	
	2000.08-	5MT		F	Hatchback Engine NFU(TU5JP4)	810028	Outer Joint		25	34	58	89	56	I
	2000.08-	5MT		F	Hatchback Engine NFU(TU5JP4)	810025	Outer Joint		25	22	60	80	54	I
	2000.08-	MT	L	F	Hatchback Engine NFU(TU5JP4)	245126	Drive Shaft		25	24	58.5	89	630	
	2000.08-	MT	R	F	Hatchback Engine NFU(TU5JP4)	245104	Drive Shaft		25	24	58	79	925	
1.6 HDi (66 kW)	2005.06- 2007.01		L	F	Hatchback Engine 9HV(DV6ATED4)	245105	Drive Shaft		25	24	58	79	625	
	2005.06- 2007.01			F	Hatchback Engine 9HV(DV6ATED4)	810028	Outer Joint		25	34	58	89	56	I
	2005.06- 2007.01		R	F	Hatchback Engine 9HV(DV6ATED4)	245104	Drive Shaft		25	24	58	79	925	
1.6 HDi (80 kW)	2005.03- 2006.05	MT	L	F	Hatchback Engine 9HY(DV6TED4)/9HZ(DV6TED4)	245105	Drive Shaft		25	24	58	79	625	
	2005.03- 2006.05			F	Hatchback Engine 9HY(DV6TED4)/9HZ(DV6TED4)	810028	Outer Joint		25	34	58	89	56	I
	2005.03- 2006.05	MT	R	F	Hatchback Engine 9HY(DV6TED4)/9HZ(DV6TED4)	245104	Drive Shaft		25	24	58	79	925	
2.0 16V (100 kW)	2000.08-	5MT		F	Hatchback Engine RFN(EW10J4)	810028	Outer Joint		25	34	58	89	56	I
	2000.08-	MT	L	F	Hatchback Engine RFN(EW10J4)	245126	Drive Shaft		25	24	58.5	89	630	
	2000.08-	MT	R	F	Hatchback Engine RFN(EW10J4)	245104	Drive Shaft		25	24	58	79	925	
2.0 16V (103 kW)	2006.06-		L	F	Hatchback Engine RFJ(EW10A)	245105	Drive Shaft		25	24	58	79	625	
	2006.06-			F	Hatchback Engine RFJ(EW10A)	810028	Outer Joint		25	34	58	89	56	I
	2006.06-		R	F	Hatchback Engine RFJ(EW10A)	245104	Drive Shaft		25	24	58	79	925	
2.0 16V (130 kW)	2005.06- 2006.05		L	F	Hatchback Engine RFK(EW10J4S)	245105	Drive Shaft		25	24	58	79	625	
	2005.06- 2006.05			F	Hatchback Engine RFK(EW10J4S)	810028	Outer Joint		25	34	58	89	56	I
	2005.06- 2006.05		R	F	Hatchback Engine RFK(EW10J4S)	245104	Drive Shaft		25	24	58	79	925	
2.0 HDi (100 kW)	2004.04- 2006.05	MT	R	F	Hatchback Engine RHR(DW10BTED4)	245104	Drive Shaft		25	24	58	79	925	
	2004.04- 2006.05	6MT	L	F	Hatchback Engine RHR(DW10BTED4)	210268	Drive Shaft		25	37	58.5	89	621	
	2004.04- 2006.05	6MT	R	F	Hatchback Engine RHR(DW10BTED4)	210277	Drive Shaft		25	37	58.5	89	919	
	2004.04- 2006.05	MT	L	F	Hatchback Engine RHR(DW10BTED4)	245105	Drive Shaft		25	24	58	79	625	
	2004.04- 2006.05			F	Hatchback Engine RHR(DW10BTED4)	810085	Outer Joint		25	39	59	89	63.5	I
2.0 HDi (66 kW)	2000.08-	MT	R	F	Hatchback Engine RHY(DW10TD)	245104	Drive Shaft		25	24	58	79	925	
	2000.08-	MT	L	F	Hatchback Engine RHY(DW10TD)	245105	Drive Shaft		25	24	58	79	625	
	2000.08-	5MT		F	Hatchback Engine RHY(DW10TD)	810028	Outer Joint		25	34	58	89	56	I
2.0 HDi (79 kW)	2000.08-	MT	R	F	Hatchback Engine RHS(DW10ATED)	245104	Drive Shaft		25	24	58	79	925	
	2000.08-	MT	L	F	Hatchback Engine RHS(DW10ATED)	245105	Drive Shaft		25	24	58	79	625	
	2000.08-	5MT		F	Hatchback Engine RHS(DW10ATED)	810028	Outer Joint		25	34	58	89	56	I
307 (3E)														
1.4 (55 kW)	2002.04- 2003.09			F	Estate Engine TU3JP	810025	Outer Joint		25	22	60	80	54	I
1.4 16V (65 kW)	2003.11- 2004.11	MT	L	F	Estate Engine KFU(ET3J4)	245119	Drive Shaft		25	22	58.5	79.5	633	
	2003.11- 2004.11	MT	R	F	Estate Engine KFU(ET3J4)	245113	Drive Shaft		25	22	58.5	79.5	915	
	2003.11- 2004.11			F	Estate Engine KFU(ET3J4)	810025	Outer Joint		25	22	60	80	54	I





	 YEAR	TRANSM	L/R	F/R	REMARKS	GSP Ref.	 PRODUCT	 ABS	Technical Specifications					
									A	B	C	H	L	P
PEUGEOT 307 (3E)														
1.4 HDi (50 kW)	2002.03- 2004.11	MT	R	F	Estate Engine 8HZ(DV4TD)	245104	Drive Shaft		25	24	58	79	925	
	2002.03- 2004.11			F	Estate Engine 8HZ(DV4TD)	810028	Outer Joint		25	34	58	89	56	I
	2002.03- 2004.11	MT	L	F	Estate Engine 8HZ(DV4TD)	245126	Drive Shaft		25	24	58.5	89	630	
1.6 16V (80 kW)	2002.03- 2006.05	MT	R	F	Estate Engine NFU(TU5JP4)	245104	Drive Shaft		25	24	58	79	925	
	2002.03- 2006.05	MT	L	F	Estate Engine NFU(TU5JP4)	245119	Drive Shaft		25	22	58.5	79.5	633	
	2002.03- 2006.05	MT	R	F	Estate Engine NFU(TU5JP4)	245113	Drive Shaft		25	22	58.5	79.5	915	
	2002.03- 2006.05			F	Estate Engine NFU(TU5JP4)	810028	Outer Joint		25	34	58	89	56	I
	2002.03- 2006.05	MT	L	F	Estate Engine NFU(TU5JP4)	245126	Drive Shaft		25	24	58.5	89	630	
1.6 HDi (66 kW)	2005.06- 2007.01		R	F	Estate Engine 9HV(DV6ATED4)	245104	Drive Shaft		25	24	58	79	925	
	2005.06- 2007.01		L	F	Estate Engine 9HV(DV6ATED4)	245105	Drive Shaft		25	24	58	79	625	
	2005.06- 2007.01			F	Estate Engine 9HV(DV6ATED4)	810028	Outer Joint		25	34	58	89	56	I
1.6 HDi (80 kW)	2004.04- 2005.05	MT	R	F	Estate Engine 9HY(DV6TED4)/9HZ(DV6TED4)	245104	Drive Shaft		25	24	58	79	925	
	2004.04- 2005.05	MT	L	F	Estate Engine 9HY(DV6TED4)/9HZ(DV6TED4)	245105	Drive Shaft		25	24	58	79	625	
	2004.04- 2005.05			F	Estate Engine 9HY(DV6TED4)/9HZ(DV6TED4)	810028	Outer Joint		25	34	58	89	56	I
2.0 (100 kW)	2002.11- 2004.11	MT	R	F	Estate Engine RFN(EW10J4)	245104	Drive Shaft		25	24	58	79	925	
	2002.11- 2004.11			F	Estate Engine RFN(EW10J4)	810028	Outer Joint		25	34	58	89	56	I
	2002.11- 2004.11	MT	L	F	Estate Engine RFN(EW10J4)	245126	Drive Shaft		25	24	58.5	89	630	
2.0 16V (103 kW)	2005.03-		R	F	Estate Engine RFJ(EW10A)	245104	Drive Shaft		25	24	58	79	925	
	2005.03-		L	F	Estate Engine RFJ(EW10A)	245105	Drive Shaft		25	24	58	79	625	
	2005.03-			F	Estate Engine RFJ(EW10A)	810028	Outer Joint		25	34	58	89	56	I
2.0 16V (130 kW)	2006.06- 2007.01			F	Estate Engine RFK(EW10J4S)	810028	Outer Joint		25	34	58	89	56	I
2.0 HDi (100 kW)	2006.06- 2007.01	MT	R	F	Estate Engine RHR(DW10BTED4)	245104	Drive Shaft		25	24	58	79	925	
	2006.06- 2007.01	6MT	L	F	Estate Engine RHR(DW10BTED4)	210268	Drive Shaft		25	37	58.5	89	621	
	2006.06- 2007.01	6MT	R	F	Estate Engine RHR(DW10BTED4)	210277	Drive Shaft		25	37	58.5	89	919	
	2006.06- 2007.01	MT	L	F	Estate Engine RHR(DW10BTED4)	245105	Drive Shaft		25	24	58	79	625	
	2006.06- 2007.01			F	Estate Engine RHR(DW10BTED4)	810085	Outer Joint		25	39	59	89	63.5	I
2.0 HDi (66 kW)	2002.03- 2005.03	MT	R	F	Estate Engine RHY(DW10TD)	245104	Drive Shaft		25	24	58	79	925	
	2002.03- 2005.03	MT	L	F	Estate Engine RHY(DW10TD)	245105	Drive Shaft		25	24	58	79	625	
	2002.03- 2005.03			F	Estate Engine RHY(DW10TD)	810028	Outer Joint		25	34	58	89	56	I
2.0 HDi (79 kW)	2002.03-	MT	R	F	Estate Engine RHS(DW10ATED)	245104	Drive Shaft		25	24	58	79	925	
	2002.03-	MT	L	F	Estate Engine RHS(DW10ATED)	245105	Drive Shaft		25	24	58	79	625	
	2002.03-			F	Estate Engine RHS(DW10ATED)	810028	Outer Joint		25	34	58	89	56	I
307 (3H)														
1.4 16V (65 kW)	2003.11-	MT	L	F	Estate Engine KFU(ET3J4)	245119	Drive Shaft		25	22	58.5	79.5	633	
	2003.11-	MT	R	F	Estate Engine KFU(ET3J4)	245113	Drive Shaft		25	22	58.5	79.5	915	
	2003.11-			F	Estate Engine KFU(ET3J4)	810025	Outer Joint		25	22	60	80	54	I
1.6 16V (80 kW)	2002.03-	MT	R	F	Estate Engine NFU(TU5JP4)	245104	Drive Shaft		25	24	58	79	925	
	2002.03-	MT	L	F	Estate Engine NFU(TU5JP4)	245119	Drive Shaft		25	22	58.5	79.5	633	
	2002.03-	MT	R	F	Estate Engine NFU(TU5JP4)	245113	Drive Shaft		25	22	58.5	79.5	915	
	2002.03-			F	Estate Engine NFU(TU5JP4)	810028	Outer Joint		25	34	58	89	56	I
	2002.03-			F	Estate Engine NFU(TU5JP4)	810025	Outer Joint		25	22	60	80	54	I
	2002.03-	MT	L	F	Estate Engine NFU(TU5JP4)	245126	Drive Shaft		25	24	58.5	89	630	
1.6 HDi (66 kW)	2006.12-		R	F	Estate Engine 9HV(DV6ATED4)/9HX(DV6ATED4)	245104	Drive Shaft		25	24	58	79	925	
	2006.12-		L	F	Estate Engine 9HV(DV6ATED4)/9HX(DV6ATED4)	245105	Drive Shaft		25	24	58	79	625	
	2006.12-			F	Estate Engine 9HV(DV6ATED4)/9HX(DV6ATED4)	810028	Outer Joint		25	34	58	89	56	I
1.6 HDi (80 kW)	2004.04- 2007.03	MT	R	F	Estate Engine 9HY(DV6TED4)/9HZ(DV6TED4)	245104	Drive Shaft		25	24	58	79	925	
	2004.04- 2007.03	MT	L	F	Estate Engine 9HY(DV6TED4)/9HZ(DV6TED4)	245105	Drive Shaft		25	24	58	79	625	
	2004.04- 2007.03			F	Estate Engine 9HY(DV6TED4)/9HZ(DV6TED4)	810028	Outer Joint		25	34	58	89	56	I
2.0 16V (100 kW)	2002.03-	MT	R	F	Estate Engine RFN(EW10J4)	245104	Drive Shaft		25	24	58	79	925	
	2002.03-			F	Estate Engine RFN(EW10J4)	810028	Outer Joint		25	34	58	89	56	I
	2002.03-	MT	L	F	Estate Engine RFN(EW10J4)	245126	Drive Shaft		25	24	58.5	89	630	
2.0 16V (103 kW)	2005.04- 2006.05		R	F	Estate Engine RFJ(EW10A)	245104	Drive Shaft		25	24	58	79	925	
	2005.04- 2006.05		L	F	Estate Engine RFJ(EW10A)	245105	Drive Shaft		25	24	58	79	625	
	2005.04- 2006.05			F	Estate Engine RFJ(EW10A)	810028	Outer Joint		25	34	58	89	56	I
2.0 HDi (100 kW)	2004.04- 2007.03	MT	R	F	Estate Engine RHR(DW10BTED4)	245104	Drive Shaft		25	24	58	79	925	
	2004.04- 2007.03	6MT	L	F	Estate Engine RHR(DW10BTED4)	210268	Drive Shaft		25	37	58.5	89	621	
	2004.04- 2007.03	6MT	R	F	Estate Engine RHR(DW10BTED4)	210277	Drive Shaft		25	37	58.5	89	919	
	2004.04- 2007.03	MT	L	F	Estate Engine RHR(DW10BTED4)	245105	Drive Shaft		25	24	58	79	625	
	2004.04- 2007.03			F	Estate Engine RHR(DW10BTED4)	810085	Outer Joint		25	39	59	89	63.5	I
2.0 HDi (66 kW)	2002.03-	MT	R	F	Estate Engine RHY(DW10TD)	245104	Drive Shaft		25	24	58	79	925	
	2002.03-	MT	L	F	Estate Engine RHY(DW10TD)	245105	Drive Shaft		25	24	58	79	625	
	2002.03-			F	Estate Engine RHY(DW10TD)	810028	Outer Joint		25	34	58	89	56	I





	 YEAR	TRANSM	L/R	F/R	REMARKS	GSP Ref.	 PRODUCT	 ABS	Technical Specifications					
									A	B	C	H	L	P
PEUGEOT														
307 (3H)														
2.0 HDi (79 kW)	2002.03-	MT	R	F	Estate Engine RHS(DW10ATED)	245104	Drive Shaft		25	24	58	79	925	
	2002.03-	MT	L	F	Estate Engine RHS(DW10ATED)	245105	Drive Shaft		25	24	58	79	625	
	2002.03-			F	Estate Engine RHS(DW10ATED)	810028	Outer Joint		25	34	58	89	56	I
307 CC (3B)														
1.6 16V (80 kW)	2005.02-		R	F	Convertible Engine NFU(TU5JP4)	245104	Drive Shaft		25	24	58	79	925	
	2005.02-		L	F	Convertible Engine NFU(TU5JP4)	245119	Drive Shaft		25	22	58.5	79.5	633	
	2005.02-		R	F	Convertible Engine NFU(TU5JP4)	245113	Drive Shaft		25	22	58.5	79.5	915	
	2005.02-	5MT		F	Convertible Engine NFU(TU5JP4)	810028	Outer Joint		25	34	58	89	56	I
	2005.02-	5MT		F	Convertible Engine NFU(TU5JP4)	810025	Outer Joint		25	22	60	80	54	I
	2005.02-		L	F	Convertible Engine NFU(TU5JP4)	245126	Drive Shaft		25	24	58.5	89	630	
2.0 16V (100 kW)	2003.10-	MT	R	F	Convertible Engine RFN(EW10J4)	245104	Drive Shaft		25	24	58	79	925	
	2003.10-			F	Convertible Engine RFN(EW10J4)	810028	Outer Joint		25	34	58	89	56	I
	2003.10-	MT	L	F	Convertible Engine RFN(EW10J4)	245126	Drive Shaft		25	24	58.5	89	630	
2.0 16V (103 kW)	2005.03-		R	F	Convertible Engine RFJ(EW10A)	245104	Drive Shaft		25	24	58	79	925	
	2005.03-		L	F	Convertible Engine RFJ(EW10A)	245105	Drive Shaft		25	24	58	79	625	
	2005.03-			F	Convertible Engine RFJ(EW10A)	810028	Outer Joint		25	34	58	89	56	I
2.0 16V (130 kW)	2003.10-	MT	R	F	Convertible Engine RFK(EW10J4S)	245104	Drive Shaft		25	24	58	79	925	
	2003.10-			F	Convertible Engine RFK(EW10J4S)	810028	Outer Joint		25	34	58	89	56	I
	2003.10-	MT	L	F	Convertible Engine RFK(EW10J4S)	245126	Drive Shaft		25	24	58.5	89	630	
2.0 HDi (100 kW)	2005.06-	MT	L	F	Convertible Engine RHR(DW10BTED4)	210268	Drive Shaft		25	37	58.5	89	621	
	2005.06-	MT	R	F	Convertible Engine RHR(DW10BTED4)	210277	Drive Shaft		25	37	58.5	89	919	
	2005.06-			F	Convertible Engine RHR(DW10BTED4)	810085	Outer Joint		25	39	59	89	63.5	I
308 (4A_, 4C_)														
1.4 16V (70 kW)	2007.09-			F	Hatchback Engine EP3/8FS(EP3)	810067	Outer Joint	48W	25	34	58.5	79	55	I
1.6 16V (103 kW)	2007.09-			F	Hatchback Engine 5FT(EP6DT)	810067	Outer Joint	48W	25	34	58.5	79	55	I
1.6 16V (110 kW)	2007.09-			F	Hatchback Engine 5FX(EP6DT)	810067	Outer Joint	48W	25	34	58.5	79	55	I
1.6 16V (128 kW)	2008.03-			F	Hatchback Engine 5FY(EP6DTS)	810067	Outer Joint	48W	25	34	58.5	79	55	I
1.6 16V (88 kW)	2007.09-			F	Hatchback Engine EP6	810067	Outer Joint	48W	25	34	58.5	79	55	I
1.6 HDi (66 kW)	2007.09-			F	Hatchback	810067	Outer Joint	48W	25	34	58.5	79	55	I
1.6 HDi (80 kW)	2007.09-			F	Hatchback Engine 9HZ(DV6TED4)	810067	Outer Joint	48W	25	34	58.5	79	55	I
2.0 HDi (100 kW)	2007.09-			F	Hatchback Engine RHR(DW10BTED4)	810067	Outer Joint	48W	25	34	58.5	79	55	I
308 CC														
1.6 16V (88 kW)	2009.06-			F	Convertible Engine EP6	810067	Outer Joint	48W	25	34	58.5	79	55	I
308 SW														
1.4 16V (70 kW)	2007.09-			F	Estate Engine 8FS(EP3)	810067	Outer Joint	48W	25	34	58.5	79	55	I
1.4 16V (72 kW)	2009.12-			F	Estate	810067	Outer Joint	48W	25	34	58.5	79	55	I
1.6 16V (110 kW)	2007.09-			F	Estate Engine 5FX(EP6DT)	810067	Outer Joint	48W	25	34	58.5	79	55	I
1.6 16V (128 kW)	2008.03-			F	Estate Engine 5FY(EP6DTS)	810067	Outer Joint	48W	25	34	58.5	79	55	I
1.6 16V (88 kW)	2007.09-			F	Estate Engine EP6	810067	Outer Joint	48W	25	34	58.5	79	55	I
1.6 Bioflex (82 kW)	2009.03-			F	Estate Engine NFU(TU5JP4)	810067	Outer Joint	48W	25	34	58.5	79	55	I
1.6 HDi (66 kW)	2007.09-			F	Estate Engine 9HV(DV6ATED4)/9HX(DV6ATED4)	810067	Outer Joint	48W	25	34	58.5	79	55	I
1.6 HDi (80 kW)	2007.09-			F	Estate Engine 9HZ(DV6TED4)	810067	Outer Joint	48W	25	34	58.5	79	55	I
2.0 HDi (100 kW)	2007.09-			F	Estate Engine RHR(DW10BTED4)	810067	Outer Joint	48W	25	34	58.5	79	55	I
309														
1.6 (76 KW)	1985.11- 1993.12					845014	Outer Joint		25	22	56.7	80	59	O
1.9 (72/75KW)	1985.10- 1993.12					845014	Outer Joint		25	22	56.7	80	59	O
1.9 D(47KW)	1986.06- 1993.12					845014	Outer Joint		25	22	56.7	80	59	O
1.9 GTi (88/94 KW)	1986.10- 1993.12					845014	Outer Joint		25	22	56.7	80	59	O
309 (10C, 10A)														
1.1 (40 kW)	1985.10- 1989.07	MT	L	F	Hatchback Engine E1	245013	Drive Shaft		21	24	56.4	76	582	
	1985.10- 1989.07	MT	R	F	Hatchback Engine E1	245036	Drive Shaft		21	24	56.4	76	840	
1.3 (47 kW)	1985.10- 1989.07	MT	L	F	Hatchback Engine G1A	245013	Drive Shaft		21	24	56.4	76	582	
	1985.10- 1989.07	MT	R	F	Hatchback Engine G1A	245036	Drive Shaft		21	24	56.4	76	840	
1.6 (76 kW)	1985.11- 1988.09	MT	L	F	Hatchback Engine 180Z(XU5J)/B6B(XU5J)	245003	Drive Shaft		25	24	56.7	80	581	
1.9 (72 kW)	1986.03- 1989.07	MT	L	F	Hatchback Engine DFZ(XU9J1)	245003	Drive Shaft		25	24	56.7	80	581	
1.9 (75 kW)	1985.10- 1989.07	MT	L	F	Hatchback Engine D2B(XU9S)	245003	Drive Shaft		25	24	56.7	80	581	
1.9 D (47 kW)	1986.06- 1989.07	MT	L	F	Hatchback Engine 162(XUD9)/D9A(XUD9)	245030	Drive Shaft		25	24	56.7	80	579	
	1986.06- 1989.07	MT	R	F	Hatchback Engine 162(XUD9)/D9A(XUD9)	245029	Drive Shaft		25	24	56.7	80	845	
1.9 GTi (88 kW)	1988.07- 1989.07	MT		F	Hatchback Engine DKZ(XU9JAZ)	810005	Outer Joint	90T	25	23	54.8	78.5	56	I
	1988.07- 1989.07	MT		F	Hatchback Engine DKZ(XU9JAZ)	810002	Outer Joint		25	23	54.8	78.5	56	I





	 YEAR	TRANSM	L/R	F/R	REMARKS	GSP Ref.	 PRODUCT	 ABS	Technical Specifications									
									A	B	C	H	L	P				
PEUGEOT																		
309 (10C, 10A)																		
1.9 GTi (94 kW)	1986.10- 1989.07	MT		F	Hatchback Engine D6B(XU9JA)	810005	Outer Joint	90T	25	23	54.8	78.5	56	I				
	1986.10- 1989.07	MT		F	Hatchback Engine D6B(XU9JA)	810002	Outer Joint		25	23	54.8	78.5	56	I				
309 II (3C, 3A)																		
1.1 (44 kW)	1990.08- 1993.12	MT	R	F	Hatchback Engine HDZ(TU1M)	245034	Drive Shaft		21	22	56.4	76	847.5					
	1990.08- 1993.12	MT	L	F	Hatchback Engine HDZ(TU1M)	245033	Drive Shaft		21	22	56.4	76	588					
1.4 (49 kW)	1990.07- 1993.12	MT	R	F	Hatchback Engine K1D(TU3A)	245034	Drive Shaft		21	22	56.4	76	847.5					
	1990.07- 1993.12	MT	L	F	Hatchback Engine K1D(TU3A)	245033	Drive Shaft		21	22	56.4	76	588					
1.4 (55 kW)	1989.07- 1993.12	MT	R	F	Hatchback Engine KDY(TU3M)/KDZ(TU3M)	245034	Drive Shaft		21	22	56.4	76	847.5					
	1989.07- 1993.12	MT	L	F	Hatchback Engine KDY(TU3M)/KDZ(TU3M)	245033	Drive Shaft		21	22	56.4	76	588					
1.6 (65 kW)	1989.07- 1993.12	MT	L	F	Hatchback Engine BDY(XU5M2Z)/BDY(XU5M3Z)/BDZ(XU5M)	245030	Drive Shaft		25	24	56.7	80	579					
	1989.07- 1993.12	MT	R	F	Hatchback Engine BDY(XU5M2Z)/BDY(XU5M3Z)/BDZ(XU5M)	245029	Drive Shaft		25	24	56.7	80	845					
1.6 (68 kW)	1989.07- 1993.12	MT	L	F	Hatchback Engine B2A(XU52C/K)	245030	Drive Shaft		25	24	56.7	80	579					
	1989.07- 1993.12	MT	R	F	Hatchback Engine B2A(XU52C/K)	245029	Drive Shaft		25	24	56.7	80	845					
1.6 (69 kW)	1989.07- 1993.12	MT	L	F	Hatchback Engine B2A(XU52C/K)	245030	Drive Shaft		25	24	56.7	80	579					
	1989.07- 1993.12	MT	R	F	Hatchback Engine B2A(XU52C/K)	245029	Drive Shaft		25	24	56.7	80	845					
1.8 Diesel (44 kW)	1989.07- 1993.12	MT	L	F	Hatchback Engine 161A(XUD7)	245030	Drive Shaft		25	24	56.7	80	579					
	1989.07- 1993.12	MT	R	F	Hatchback Engine 161A(XUD7)	245029	Drive Shaft		25	24	56.7	80	845					
1.9 (72 kW)	1989.08- 1993.12	MT	L	F	Hatchback Engine DFZ(XU9J1)	245003	Drive Shaft		25	24	56.7	80	581					
1.9 (80 kW)	1990.10- 1993.12	MT	L	F	Hatchback Engine DDZ(XU9M)	245003	Drive Shaft		25	24	56.7	80	581					
1.9 Diesel (47 kW)	1989.07- 1993.12	MT	L	F	Hatchback Engine 162(XUD9)/D9A(XUD9)/DJZ(XUD9Y)	245030	Drive Shaft		25	24	56.7	80	579					
	1989.07- 1993.12	MT	R	F	Hatchback Engine 162(XUD9)/D9A(XUD9)/DJZ(XUD9Y)	245029	Drive Shaft		25	24	56.7	80	845					
1.9 GTi (88 kW)	1989.07- 1993.12	MT		F	Hatchback Engine DKZ(XU9JAZ)	810005	Outer Joint	90T	25	23	54.8	78.5	56	I				
	1989.07- 1993.12	MT		F	Hatchback Engine DKZ(XU9JAZ)	810027	Outer Joint	48T	25	34	55.7	79	55	I				
1.9 GTi 16V (108 kW)	1990.10- 1993.12	MT		F	Hatchback Engine DFW(XU9J4Z)	810005	Outer Joint	90T	25	23	54.8	78.5	56	I				
405																		
-					LADO ESQUERDO	645021	Inner Joint		22	27	40	65	87.5					
			L			245080	Drive Shaft		25	24	58.5	79	604					
						645016	Inner Joint		24	24	40	69	107.5					
			R			245079	Drive Shaft		25	24	57.7	79	879					
						645017	Inner Joint		24	34	40	69	99					
					LADO ESQUERDO	645020	Inner Joint		24	34	40	69	89					
						845019	Outer Joint		25	22	57.7	79	50	I				
						845020	Outer Joint		25	24	58.5	79	60	M				
			R			245063	Drive Shaft		25	24	54.8	78.5	887					
						845028	Outer Joint		25	20	55.5	78.5	50	O				
						845009	Outer Joint		25	30	55.5	78.5	50	I				
			L			210065	Drive Shaft		25	24	54.8	78.5	605					
1.6	1987.05-	MT/AT				845031	Outer Joint		25	31	55.5	78.5	50	I				
1.6/1.8/1.8D/1.9/1.9D	1987.05-				Gear BE 1/3	645014	Inner Joint		24	30	40	69	89.5					
1.9	1987.05- 1992.06	MT				845031	Outer Joint		25	31	55.5	78.5	50	I				
1.9 D	1987.05-	MT				845031	Outer Joint		25	31	55.5	78.5	50	I				
1.9 GRI-SRI-STI-SI	1992.07-		L			245069	Drive Shaft		25	24	54.8	78.5	606					
1.9 TD						810042	Outer Joint		25	34	54.8	78.5	56	I				
2.0	1992.01- 1998.12	MT				810038	Outer Joint		25	25	60	79	61.5	O				
405 (15B)																		
1.4 (47 kW)	1987.01- 1992.07	MT		F	Saloon Engine K5A(TU3)	810001	Outer Joint		25	22	54.8	79	48	I				
1.6 (53 kW)	1987.07- 1992.12	MT		F	Saloon Engine B1E(XU51C)	810005	Outer Joint	90T	25	23	54.8	78.5	56	I				
	1987.07- 1992.12	MT		F	Saloon Engine B1E(XU51C)	810001	Outer Joint		25	22	54.8	79	48	I				
	1987.07- 1992.12	MT	L	F	Saloon Engine B1E(XU51C)	245023	Drive Shaft		25	24	60	80	608					
	1987.07- 1992.12	MT	R	F	Saloon Engine B1E(XU51C)	245022	Drive Shaft		25	24	54.8	79	880					
1.6 (55 kW)	1987.07- 1988.06	MT	R	F	Saloon Engine B1E(XU51C)/BAZ(XU5CP)	245022	Drive Shaft		25	24	54.8	79	880					
	1987.07- 1988.06	MT		F	Saloon Engine B1E(XU51C)/BAZ(XU5CP)	810005	Outer Joint	90T	25	23	54.8	78.5	56	I				
	1987.07- 1988.06	MT		F	Saloon Engine B1E(XU51C)/BAZ(XU5CP)	810001	Outer Joint		25	22	54.8	79	48	I				
	1987.07- 1988.06	MT	L	F	Saloon Engine B1E(XU51C)/BAZ(XU5CP)	245023	Drive Shaft		25	24	60	80	608					
1.6 (65 kW)	1987.07- 1992.12	MT	R	F	Saloon Engine BDY(XU5M2Z)/BDZ(XU5M)	245022	Drive Shaft		25	24	54.8	79	880					
	1987.07- 1992.12	MT		F	Saloon Engine BDY(XU5M2Z)/BDZ(XU5M)	810005	Outer Joint	90T	25	23	54.8	78.5	56	I				
	1987.07- 1992.12	MT		F	Saloon Engine BDY(XU5M2Z)/BDZ(XU5M)	810001	Outer Joint		25	22	54.8	79	48	I				
	1987.07- 1992.12	MT	L	F	Saloon Engine BDY(XU5M2Z)/BDZ(XU5M)	245023	Drive Shaft		25	24	60	80	608					
1.6 (66 kW)	1989.10- 1992.12	MT	R	F	Saloon Engine BDZ(XU5M)	245022	Drive Shaft		25	24	54.8	79	880					
	1989.10- 1992.12	MT		F	Saloon Engine BDZ(XU5M)	810005	Outer Joint	90T	25	23	54.8	78.5	56	I				
	1989.10- 1992.12	MT		F	Saloon Engine BDZ(XU5M)	810001	Outer Joint		25	22	54.8	79	48	I				
	1989.10- 1992.12	MT	L	F	Saloon Engine BDZ(XU5M)	245023	Drive Shaft		25	24	60	80	608					





	 YEAR	TRANSM	L/R	F/R	REMARKS	GSP Ref.	 PRODUCT	 ABS	Technical Specifications					
									A	B	C	H	L	P
PEUGEOT														
405 (15B)														
1.6 (69 kW)	1987.01- 1992.12	MT	R	F	Saloon Engine B2A(XU52C/K)	245022	Drive Shaft		25	24	54.8	79	880	
	1987.01- 1992.12	MT		F	Saloon Engine B2A(XU52C/K)	810005	Outer Joint	90T	25	23	54.8	78.5	56	I
	1987.01- 1992.12	MT		F	Saloon Engine B2A(XU52C/K)	810001	Outer Joint		25	22	54.8	79	48	I
	1987.01- 1992.12	MT	L	F	Saloon Engine B2A(XU52C/K)	245023	Drive Shaft		25	24	60	80	608	
1.8 Turbo Diesel (66 kW)	1988.03- 1992.12	MT		F	Saloon Engine A8A(XUD7TE)/AJZ(XUD7TEY)	810005	Outer Joint	90T	25	23	54.8	78.5	56	I
	1988.03- 1992.12		L	F	Saloon Engine A8A(XUD7TE)/AJZ(XUD7TEY)	245160	Drive Shaft		25	24	54.8	78.5	609	
	1988.03- 1992.12		R	F	Saloon Engine A8A(XUD7TE)/AJZ(XUD7TEY)	245070	Drive Shaft		25	24	54.8	78.5	880	
	1988.03- 1992.12	MT/AT		F	Saloon Engine A8A(XUD7TE)/AJZ(XUD7TEY)	810003	Outer Joint	29T	25	23	54.8	78.5	56	I
1.9 (70 kW)	1987.07- 1992.12	MT/AT	R	F	Saloon Engine D2C(XU92C)	245022	Drive Shaft		25	24	54.8	79	880	
	1987.07- 1992.12	MT		F	Saloon Engine D2C(XU92C)	810005	Outer Joint	90T	25	23	54.8	78.5	56	I
	1987.07- 1992.12	MT/AT		F	Saloon Engine D2C(XU92C)	810001	Outer Joint		25	22	54.8	79	48	I
	1987.07- 1992.12	MT/AT		F	Saloon Engine D2C(XU92C)	810003	Outer Joint	29T	25	23	54.8	78.5	56	I
1.9 (80 kW)	1988.07- 1992.12	MT/AT	R	F	Saloon Engine DDZ(XU9M)	245022	Drive Shaft		25	24	54.8	79	880	
	1988.07- 1992.12	MT		F	Saloon Engine DDZ(XU9M)	810005	Outer Joint	90T	25	23	54.8	78.5	56	I
	1988.07- 1992.12	MT/AT		F	Saloon Engine DDZ(XU9M)	810001	Outer Joint		25	22	54.8	79	48	I
	1988.07- 1992.12	MT/AT		F	Saloon Engine DDZ(XU9M)	810003	Outer Joint	29T	25	23	54.8	78.5	56	I
1.9 (88 kW)	1988.07- 1992.12	AT	R	F	Saloon Engine DKZ(XU9JAZ)	245022	Drive Shaft		25	24	54.8	79	880	
	1988.07- 1992.12	AT		F	Saloon Engine DKZ(XU9JAZ)	810001	Outer Joint		25	22	54.8	79	48	I
	1988.07- 1992.12	AT	L	F	Saloon Engine DKZ(XU9JAZ)	245023	Drive Shaft		25	24	60	80	608	
	1988.07- 1992.09	MT	R	F	Saloon Engine DJZ(XUD9Y)	245022	Drive Shaft		25	24	54.8	79	880	
1.9 Diesel (47 kW)	1988.07- 1992.09	MT		F	Saloon Engine DJZ(XUD9Y)	810005	Outer Joint	90T	25	23	54.8	78.5	56	I
	1988.07- 1992.09	MT		F	Saloon Engine DJZ(XUD9Y)	810001	Outer Joint		25	22	54.8	79	48	I
	1988.07- 1992.09	MT	L	F	Saloon Engine DJZ(XUD9Y)	245023	Drive Shaft		25	24	60	80	608	
	1988.07- 1992.09	MT	R	F	Saloon Engine D9B(XUD9A)	245022	Drive Shaft		25	24	54.8	79	880	
1.9 Diesel (51 kW)	1988.03- 1992.12	MT		F	Saloon Engine D9B(XUD9A)	810005	Outer Joint	90T	25	23	54.8	78.5	56	I
	1988.03- 1992.12	MT		F	Saloon Engine D9B(XUD9A)	810001	Outer Joint		25	22	54.8	79	48	I
	1988.03- 1992.12	MT	L	F	Saloon Engine D9B(XUD9A)	245023	Drive Shaft		25	24	60	80	608	
	1987.07- 1992.12	AT	R	F	Saloon Engine DFZ(XU9J1)	245022	Drive Shaft		25	24	54.8	79	880	
1.9 Injection (77 kW)	1987.07- 1992.12	MT		F	Saloon Engine DFZ(XU9J1)	810005	Outer Joint	90T	25	23	54.8	78.5	56	I
	1987.07- 1992.12	AT		F	Saloon Engine DFZ(XU9J1)	810001	Outer Joint		25	22	54.8	79	48	I
	1987.07- 1992.12	MT/AT		F	Saloon Engine DFZ(XU9J1)	810003	Outer Joint	29T	25	23	54.8	78.5	56	I
	1987.07- 1992.12	AT	L	F	Saloon Engine DFZ(XU9J1)	245023	Drive Shaft		25	24	60	80	608	
1.9 Sport MI-16 (108 kW)	1988.04- 1992.12		L	F	Saloon Engine DFW(XU9J4Z)	245160	Drive Shaft		25	24	54.8	78.5	609	
	1988.04- 1992.12		R	F	Saloon Engine DFW(XU9J4Z)	245070	Drive Shaft		25	24	54.8	78.5	880	
	1988.04- 1992.12	MT		F	Saloon Engine DFW(XU9J4Z)	810002	Outer Joint		25	23	54.8	78.5	56	I
1.9 Sport MI-16 (116 kW)	1987.07- 1991.11			F	Saloon Engine D6C(XU9J4)	810043	Outer Joint		25	34	54.8	78.5	56	I
	1987.07- 1991.11		L	F	Saloon Engine D6C(XU9J4)	245160	Drive Shaft		25	24	54.8	78.5	609	
	1987.07- 1991.11		R	F	Saloon Engine D6C(XU9J4)	245070	Drive Shaft		25	24	54.8	78.5	880	
405 (15E)														
1.6 (53 kW)	1988.10- 1992.08	MT	R	F	Estate Engine B1E(XU51C)	245022	Drive Shaft		25	24	54.8	79	880	
	1988.10- 1992.08	MT		F	Estate Engine B1E(XU51C)	810005	Outer Joint	90T	25	23	54.8	78.5	56	I
	1988.10- 1992.08	MT		F	Estate Engine B1E(XU51C)	810001	Outer Joint		25	22	54.8	79	48	I
	1988.10- 1992.08	MT	L	F	Estate Engine B1E(XU51C)	245023	Drive Shaft		25	24	60	80	608	
1.6 (55 kW)	1988.10- 1992.08	MT	R	F	Estate Engine BAZ(XU5CP)	245022	Drive Shaft		25	24	54.8	79	880	
	1988.10- 1992.08	MT		F	Estate Engine BAZ(XU5CP)	810005	Outer Joint	90T	25	23	54.8	78.5	56	I
	1988.10- 1992.08	MT		F	Estate Engine BAZ(XU5CP)	810001	Outer Joint		25	22	54.8	79	48	I
1.6 (65 kW)	1988.10- 1992.08	MT	R	F	Estate Engine BDY(XU5M2Z)/BDY(XU5M3Z)/BDZ(XU5M)	245022	Drive Shaft		25	24	54.8	79	880	
	1988.10- 1992.08	MT		F	Estate Engine BDY(XU5M2Z)/BDY(XU5M3Z)/BDZ(XU5M)	810005	Outer Joint	90T	25	23	54.8	78.5	56	I
	1988.10- 1992.08	MT		F	Estate Engine BDY(XU5M2Z)/BDY(XU5M3Z)/BDZ(XU5M)	810001	Outer Joint		25	22	54.8	79	48	I
	1988.10- 1992.08	MT	L	F	Estate Engine BDY(XU5M2Z)/BDY(XU5M3Z)/BDZ(XU5M)	245023	Drive Shaft		25	24	60	80	608	
1.6 (66 kW)	1988.10- 1992.08	MT	R	F	Estate Engine BDZ(XU5M)	245022	Drive Shaft		25	24	54.8	79	880	
	1988.10- 1992.08	MT		F	Estate Engine BDZ(XU5M)	810005	Outer Joint	90T	25	23	54.8	78.5	56	I
	1988.10- 1992.08	MT		F	Estate Engine BDZ(XU5M)	810001	Outer Joint		25	22	54.8	79	48	I
	1988.10- 1992.08	MT	L	F	Estate Engine BDZ(XU5M)	245023	Drive Shaft		25	24	60	80	608	
1.8 TD (66 kW)	1988.10- 1992.08	MT		F	Estate Engine A8A(XUD7TE)/AJZ(XUD7TEY)	810005	Outer Joint	90T	25	23	54.8	78.5	56	I
	1988.10- 1992.08		L	F	Estate Engine A8A(XUD7TE)/AJZ(XUD7TEY)	245160	Drive Shaft		25	24	54.8	78.5	609	
	1988.10- 1992.08		R	F	Estate Engine A8A(XUD7TE)/AJZ(XUD7TEY)	245070	Drive Shaft		25	24	54.8	78.5	880	
	1988.10- 1992.08	MT/AT		F	Estate Engine A8A(XUD7TE)/AJZ(XUD7TEY)	810003	Outer Joint	29T	25	23	54.8	78.5	56	I





	 YEAR	TRANSM	L/R	F/R	REMARKS	GSP Ref.	 PRODUCT	 ABS	Technical Specifications									
									A	B	C	H	L	P				
PEUGEOT																		
405 (15E)																		
1.8 TD (66 kW)	1988.10- 1992.08	MT/AT		F	Estate Engine A8A(XUD7TE)/AJZ(XUD7TEY)	810002	Outer Joint		25	23	54.8	78.5	56	I				
1.9 (70 kW)	1988.10- 1992.08	MT/AT	R	F	Estate Engine D2C(XU92C)	245022	Drive Shaft		25	24	54.8	79	880					
	1988.10- 1992.08	MT		F	Estate Engine D2C(XU92C)	810005	Outer Joint	90T	25	23	54.8	78.5	56	I				
	1988.10- 1992.08	MT/AT		F	Estate Engine D2C(XU92C)	810001	Outer Joint		25	22	54.8	79	48	I				
	1988.10- 1992.08	MT/AT		F	Estate Engine D2C(XU92C)	810003	Outer Joint	29T	25	23	54.8	78.5	56	I				
	1988.10- 1992.08	MT/AT	L	F	Estate Engine D2C(XU92C)	245023	Drive Shaft		25	24	60	80	608					
1.9 (77 kW)	1988.10- 1992.08	MT/AT	R	F	Estate Engine DFZ(XU9J1)	245022	Drive Shaft		25	24	54.8	79	880					
	1988.10- 1992.08	MT		F	Estate Engine DFZ(XU9J1)	810005	Outer Joint	90T	25	23	54.8	78.5	56	I				
	1988.10- 1992.08	MT/AT		F	Estate Engine DFZ(XU9J1)	810001	Outer Joint		25	22	54.8	79	48	I				
	1988.10- 1992.08	MT/AT		F	Estate Engine DFZ(XU9J1)	810003	Outer Joint	29T	25	23	54.8	78.5	56	I				
	1988.10- 1992.08	MT/AT	L	F	Estate Engine DFZ(XU9J1)	245023	Drive Shaft		25	24	60	80	608					
1.9 (80 kW)	1988.10- 1992.08	MT/AT	R	F	Estate Engine DDZ(XU9M)	245022	Drive Shaft		25	24	54.8	79	880					
	1988.10- 1992.08	MT		F	Estate Engine DDZ(XU9M)	810005	Outer Joint	90T	25	23	54.8	78.5	56	I				
	1988.10- 1992.08	MT/AT		F	Estate Engine DDZ(XU9M)	810001	Outer Joint		25	22	54.8	79	48	I				
	1988.10- 1992.08	MT/AT		F	Estate Engine DDZ(XU9M)	810003	Outer Joint	29T	25	23	54.8	78.5	56	I				
	1988.10- 1992.08	MT/AT	L	F	Estate Engine DDZ(XU9M)	245023	Drive Shaft		25	24	60	80	608					
1.9 (88 kW)	1988.10- 1992.08	AT	R	F	Estate Engine DKZ(XU9JAZ)	245022	Drive Shaft		25	24	54.8	79	880					
	1988.10- 1992.08	AT		F	Estate Engine DKZ(XU9JAZ)	810001	Outer Joint		25	22	54.8	79	48	I				
	1988.10- 1992.08	AT	L	F	Estate Engine DKZ(XU9JAZ)	245023	Drive Shaft		25	24	60	80	608					
1.9 D (47 kW)	1988.10- 1992.08	MT	R	F	Estate Engine DJZ(XUD9Y)	245022	Drive Shaft		25	24	54.8	79	880					
	1988.10- 1992.08	MT		F	Estate Engine DJZ(XUD9Y)	810005	Outer Joint	90T	25	23	54.8	78.5	56	I				
	1988.10- 1992.08	MT		F	Estate Engine DJZ(XUD9Y)	810001	Outer Joint		25	22	54.8	79	48	I				
	1988.10- 1992.08	MT	L	F	Estate Engine DJZ(XUD9Y)	245023	Drive Shaft		25	24	60	80	608					
1.9 D (51 kW)	1988.10- 1992.08	MT	R	F	Estate Engine D9B(XUD9A)/DJY(XUD9A)	245022	Drive Shaft		25	24	54.8	79	880					
	1988.10- 1992.08	MT		F	Estate Engine D9B(XUD9A)/DJY(XUD9A)	810005	Outer Joint	90T	25	23	54.8	78.5	56	I				
	1988.10- 1992.08	MT		F	Estate Engine D9B(XUD9A)/DJY(XUD9A)	810001	Outer Joint		25	22	54.8	79	48	I				
	1988.10- 1992.08	MT	L	F	Estate Engine D9B(XUD9A)/DJY(XUD9A)	245023	Drive Shaft		25	24	60	80	608					
405 II (4B)																		
1.4 (55 kW)	1992-		L			245157	Drive Shaft	29T	25	22	54.5	79.5	605					
	1992.08- 1995.10	MT		F	Saloon Engine KDX(TU3MC)	845006	Outer Joint		25	31	55	79.5	47.5	I				
1.6 (65 kW)	1992.08- 1995.10	MT	R	F	Saloon Engine BDY(XU5M2Z)/BDY(XU5M3Z)/BDZ(XU5M)/BFZ(XU5JF)	245022	Drive Shaft		25	24	54.8	79	880					
	1992.08- 1995.10	MT		F	Saloon Engine BDY(XU5M2Z)/BDY(XU5M3Z)/BDZ(XU5M)/BFZ(XU5JF)	845006	Outer Joint		25	31	55	79.5	47.5	I				
	1992.08- 1995.10	MT	L	F	Saloon Engine BDY(XU5M2Z)/BDY(XU5M3Z)/BDZ(XU5M)/BFZ(XU5JF)	245023	Drive Shaft		25	24	60	80	608					
	1992.08- 1995.10	MT		F	Saloon Engine BDY(XU5M2Z)/BDY(XU5M3Z)/BDZ(XU5M)/BFZ(XU5JF)	845006	Outer Joint		25	31	55	79.5	47.5	I				
1.9 D (47 kW)	1992.08- 1995.10	MT	R	F	Saloon Engine DJZ(XUD9Y)	245022	Drive Shaft		25	24	54.8	79	880					
	1992.08- 1995.10	MT		F	Saloon Engine DJZ(XUD9Y)	845006	Outer Joint		25	31	55	79.5	47.5	I				
	1992.08- 1995.10	MT	L	F	Saloon Engine DJZ(XUD9Y)	245023	Drive Shaft		25	24	60	80	608					
1.9 D (50 kW)	1994.06- 1995.10			F	Saloon Engine DJY(XUD9A)	810043	Outer Joint		25	34	54.8	78.5	56	I				
1.9 TD (66 kW)	1992.08- 1995.10	MT		F	Saloon Engine DHY(XUD9TE)	810043	Outer Joint		25	34	54.8	78.5	56	I				
	1992.08- 1995.10	MT	R	F	Saloon Engine DHY(XUD9TE)	245017	Drive Shaft	29T	25	24	55.7	79	881					
	1992.08- 1995.10	MT	L	F	Saloon Engine DHY(XUD9TE)	245024	Drive Shaft	29T	25	24	55.7	79	603.5					
	1992.08- 1995.10	MT	R	F	Saloon Engine DHY(XUD9TE)	245153	Drive Shaft	90T	25	24	55.7	79	880					
	1992.08- 1995.10	MT		F	Saloon Engine DHY(XUD9TE)	845004	Outer Joint	90T	25	34	55.7	79	55	I				
	1992.08- 1995.10	MT		F	Saloon Engine DHY(XUD9TE)	845001	Outer Joint	29T	25	34	54.8	78.5	56	I				
	1992.08- 1995.10	MT	L	F	Saloon Engine DHY(XUD9TE)	245008	Drive Shaft		25	24	54.8	78.5	601.5					
	1992.08- 1995.10	MT		F	Saloon Engine DHY(XUD9TE)	845008	Outer Joint		25	34	54.8	78.5	56	I				
2.0 (89 kW)	1992.08- 1995.10	MT		F	Saloon Engine RFX(XU10J2)	810043	Outer Joint		25	34	54.8	78.5	56	I				
	1992.08- 1995.10	MT	R	F	Saloon Engine RFX(XU10J2)	245017	Drive Shaft	29T	25	24	55.7	79	881					
	1992.08- 1995.10	MT	L	F	Saloon Engine RFX(XU10J2)	245024	Drive Shaft	29T	25	24	55.7	79	603.5					
	1992.08- 1995.10	MT	R	F	Saloon Engine RFX(XU10J2)	245153	Drive Shaft	90T	25	24	55.7	79	880					
	1992.08- 1995.10	MT		F	Saloon Engine RFX(XU10J2)	845004	Outer Joint	90T	25	34	55.7	79	55	I				
	1992.08- 1995.10	MT		F	Saloon Engine RFX(XU10J2)	845001	Outer Joint	29T	25	34	54.8	78.5	56	I				
	1992.08- 1995.10	MT	L	F	Saloon Engine RFX(XU10J2)	245008	Drive Shaft		25	24	54.8	78.5	601.5					
	1992.08- 1995.10	MT		F	Saloon Engine RFX(XU10J2)	845008	Outer Joint		25	34	54.8	78.5	56	I				
	1992.08- 1995.10	MT		F	Saloon Engine RFX(XU10J2)	845001	Outer Joint	29T	25	34	54.8	78.5	56	I				
2.0 16V (110 kW)	1994.06- 1995.10	MT	R	F	Saloon Engine RFT(XU10J4)	245017	Drive Shaft	29T	25	24	55.7	79	881					
	1994.06- 1995.10	MT	L	F	Saloon Engine RFT(XU10J4)	245024	Drive Shaft	29T	25	24	55.7	79	603.5					
	1994.06- 1995.10	MT	R	F	Saloon Engine RFT(XU10J4)	245153	Drive Shaft	90T	25	24	55.7	79	880					
	1994.06- 1995.10	MT		F	Saloon Engine RFT(XU10J4)	845004	Outer Joint	90T	25	34	55.7	79	55	I				
	1994.06- 1995.10	MT		F	Saloon Engine RFT(XU10J4)	845001	Outer Joint	29T	25	34	54.8	78.5	56	I				
2.0 MI-16 (112 kW)	1992.08- 1995.10	MT	R	F	Saloon Engine RFX(XU10J4Z)	245017	Drive Shaft	29T	25	24	55.7	79	881					
	1992.08- 1995.10	MT	L	F	Saloon Engine RFX(XU10J4Z)	245024	Drive Shaft	29T	25	24	55.7	79	603.5					
	1992.08- 1995.10	MT	R	F	Saloon Engine RFX(XU10J4Z)	245153	Drive Shaft	90T	25	24	55.7	79	880					
	1992.08- 1995.10	MT		F	Saloon Engine RFX(XU10J4Z)	845004	Outer Joint	90T	25	34	55.7	79	55	I				
	1992.08- 1995.10	MT		F	Saloon Engine RFX(XU10J4Z)	845001	Outer Joint	29T	25	34	54.8	78.5	56	I				
	1992.08- 1995.10	MT	L	F	Saloon Engine RFX(XU10J4Z)	245008	Drive Shaft		25	24	54.8	78.5	601.5					





	 YEAR	TRANSM	L/R	F/R	REMARKS	GSP Ref.	 PRODUCT	 ABS	Technical Specifications									
									A	B	C	H	L	P				
PEUGEOT																		
405 II (4E)																		
1.4 (55 kW)	1992.08- 1996.10	MT		F	Estate Engine KDX(TU3MC)	845006	Outer Joint		25	31	55	79.5	47.5					
1.6 (65 kW)	1992.08- 1996.10	MT	R	F	Estate Engine BDY(XU5M2Z)/BDY(XU5M3Z)/BDZ(XU5M)/BFZ(XU5JP)	245022	Drive Shaft		25	24	54.8	79	880					
	1992.08- 1996.10	MT		F	Estate Engine BDY(XU5M2Z)/BDY(XU5M3Z)/BDZ(XU5M)/BFZ(XU5JP)	845006	Outer Joint		25	31	55	79.5	47.5					
	1992.08- 1996.10	MT	L	F	Estate Engine BDY(XU5M2Z)/BDY(XU5M3Z)/BDZ(XU5M)/BFZ(XU5JP)	245023	Drive Shaft		25	24	60	80	608					
1.9 D (47 kW)	1992.08- 1996.10	MT	R	F	Estate Engine DJZ(XUD9Y)	245022	Drive Shaft		25	24	54.8	79	880					
	1992.08- 1996.10	MT		F	Estate Engine DJZ(XUD9Y)	845006	Outer Joint		25	31	55	79.5	47.5					
	1992.08- 1996.10	MT	L	F	Estate Engine DJZ(XUD9Y)	245023	Drive Shaft		25	24	60	80	608					
1.9 D (50 kW)	1994.06- 1996.10	MT	R	F	Estate Engine DJY(XUD9A)	245022	Drive Shaft		25	24	54.8	79	880					
	1994.06- 1996.10			F	Estate Engine DJY(XUD9A)	810043	Outer Joint		25	34	54.8	78.5	56					
	1994.06- 1996.10	MT	L	F	Estate Engine DJY(XUD9A)	245023	Drive Shaft		25	24	60	80	608					
1.9 D (51 kW)	1993.09- 1995.12			F	Estate Engine XUD9	810043	Outer Joint		25	34	54.8	78.5	56					
1.9 TD (66 kW)	1992.08- 1996.10	MT		F	Estate Engine DHY(XUD9TE)	810043	Outer Joint		25	34	54.8	78.5	56					
	1992.08- 1996.10	MT	R	F	Estate Engine DHY(XUD9TE)	245017	Drive Shaft	29T	25	24	55.7	79	881					
	1992.08- 1996.10	MT	L	F	Estate Engine DHY(XUD9TE)	245024	Drive Shaft	29T	25	24	55.7	79	603.5					
	1992.08- 1996.10	MT	R	F	Estate Engine DHY(XUD9TE)	245153	Drive Shaft	90T	25	24	55.7	79	880					
	1992.08- 1996.10	MT		F	Estate Engine DHY(XUD9TE)	845004	Outer Joint	90T	25	34	55.7	79	55					
	1992.08- 1996.10	MT		F	Estate Engine DHY(XUD9TE)	845001	Outer Joint	29T	25	34	54.8	78.5	56					
	1992.08- 1996.10	MT	L	F	Estate Engine DHY(XUD9TE)	245008	Drive Shaft		25	24	54.8	78.5	601.5					
2.0 (89 kW)	1992.08- 1996.10	MT		F	Estate Engine RFX(XU10J2)	810043	Outer Joint		25	34	54.8	78.5	56					
	1992.08- 1996.10	MT	R	F	Estate Engine RFX(XU10J2)	245017	Drive Shaft	29T	25	24	55.7	79	881					
	1992.08- 1996.10	MT	L	F	Estate Engine RFX(XU10J2)	245024	Drive Shaft	29T	25	24	55.7	79	603.5					
	1992.08- 1996.10	MT	R	F	Estate Engine RFX(XU10J2)	245153	Drive Shaft	90T	25	24	55.7	79	880					
	1992.08- 1996.10	MT		F	Estate Engine RFX(XU10J2)	845004	Outer Joint	90T	25	34	55.7	79	55					
	1992.08- 1996.10	MT		F	Estate Engine RFX(XU10J2)	845001	Outer Joint	29T	25	34	54.8	78.5	56					
	1992.08- 1996.10	MT	L	F	Estate Engine RFX(XU10J2)	245008	Drive Shaft		25	24	54.8	78.5	601.5					
405 II (4E) BREAK																		
1.4 (55 kW)	1992.08-		L			245157	Drive Shaft	29T	25	22	54.5	79.5	605					
406																		
1.6/1.8/1.9TD						610003	Inner Joint		24	34	40	69	99					
			R			610004	Inner Joint		24	34	29.8	348	99.5					
			R			810036	Outer Joint		25	34	55.7	79	55					
2.0	1992.01- 1998.12	MT				810038	Outer Joint		25	25	60	79	61.5					O
406 (8B)																		
1.6 (65 kW)	1995.11- 2004.05	MT		F	Saloon Engine BFZ(XU5JP)	810086	Outer Joint	48T	25	34	55.7	79	55					
	1995.11- 2004.05		L	F	Saloon Engine BFZ(XU5JP)	245159	Drive Shaft	29T	25	24	58.5	78.5	629					
	1995.11- 2004.05			F	Saloon Engine BFZ(XU5JP)	845005	Outer Joint	29T	25	34	55.7	79	55					
	1995.11- 2004.05			F	Saloon Engine BFZ(XU5JP)	845027	Outer Joint		25	34	58	79	55.5					
	1995.11- 2004.05	MT	L	F	Saloon Engine BFZ(XU5JP)	245152	Drive Shaft	48T	25	24	55.7	79	630					
	1995.11- 2004.05	MT	R	F	Saloon Engine BFZ(XU5JP)	245020	Drive Shaft	48T	25	24	58	79	905.5					
	1995.11- 2004.05	MT	L	F	Saloon Engine BFZ(XU5JP)	245151	Drive Shaft	29T	25	24	55.7	79	630					
	1995.11- 2004.05	MT	R	F	Saloon Engine BFZ(XU5JP)	245002	Drive Shaft	29T	25	24	55.7	79	904.5					
1.8 (66 kW)	1997.05- 2004.05	MT		F	Saloon Engine LFX(XU7JB)	810086	Outer Joint	48T	25	34	55.7	79	55					
	1997.05- 2004.05	MT/AT	L	F	Saloon Engine LFX(XU7JB)	245159	Drive Shaft	29T	25	24	58.5	78.5	629					
	1997.05- 2004.05	MT/AT		F	Saloon Engine LFX(XU7JB)	845005	Outer Joint	29T	25	34	55.7	79	55					
	1997.05- 2004.05	MT/AT		F	Saloon Engine LFX(XU7JB)	845027	Outer Joint		25	34	58	79	55.5					
	1997.05- 2004.05	MT	L	F	Saloon Engine LFX(XU7JB)	245152	Drive Shaft	48T	25	24	55.7	79	630					
	1997.05- 2004.05	MT	R	F	Saloon Engine LFX(XU7JB)	245020	Drive Shaft	48T	25	24	58	79	905.5					
	1997.05- 2004.05	MT	L	F	Saloon Engine LFX(XU7JB)	245151	Drive Shaft	29T	25	24	55.7	79	630					
	1997.05- 2004.05	MT	R	F	Saloon Engine LFX(XU7JB)	245002	Drive Shaft	29T	25	24	55.7	79	904.5					
1.8 16V (81 kW)	1995.11- 2000.10	MT		F	Saloon Engine LFY(XU7JP4)	810086	Outer Joint	48T	25	34	55.7	79	55					
	1995.11- 2000.10		L	F	Saloon Engine LFY(XU7JP4)	245159	Drive Shaft	29T	25	24	58.5	78.5	629					
	1995.11- 2000.10			F	Saloon Engine LFY(XU7JP4)	845005	Outer Joint	29T	25	34	55.7	79	55					
	1995.11- 2000.10			F	Saloon Engine LFY(XU7JP4)	845027	Outer Joint		25	34	58	79	55.5					
	1995.11- 2000.10	MT	L	F	Saloon Engine LFY(XU7JP4)	245152	Drive Shaft	48T	25	24	55.7	79	630					
	1995.11- 2000.10	MT	R	F	Saloon Engine LFY(XU7JP4)	245020	Drive Shaft	48T	25	24	58	79	905.5					
	1995.11- 2000.10	MT	L	F	Saloon Engine LFY(XU7JP4)	245151	Drive Shaft	29T	25	24	55.7	79	630					
1.8 16V (85 kW)	2000.10- 2004.05	MT	L	F	Saloon Engine 6FZ(EW7J4)	245152	Drive Shaft	48T	25	24	55.7	79	630					
	2000.10- 2004.05	MT	R	F	Saloon Engine 6FZ(EW7J4)	245020	Drive Shaft	48T	25	24	58	79	905.5					
1.9 D (55 kW)	1996.10- 2004.05	MT		F	Saloon Engine DHW(XUD9SD)	810086	Outer Joint	48T	25	34	55.7	79	55					
	1996.10- 2004.05		L	F	Saloon Engine DHW(XUD9SD)	245159	Drive Shaft	29T	25	24	58.5	78.5	629					
	1996.10- 2004.05			F	Saloon Engine DHW(XUD9SD)	845005	Outer Joint	29T	25	34	55.7	79	55					





	 YEAR	TRANSM	L/R	F/R	REMARKS	GSP Ref.	 PRODUCT	 ABS	Technical Specifications									
									A	B	C	H	L	P				
PEUGEOT 406 (8B)																		
1.9 D (55 kW)	1996.10- 2004.05			F	Saloon Engine DHW(XUD9SD)	845027	Outer Joint		25	34	58	79	55.5	I				
	1996.10- 2004.05	MT	L	F	Saloon Engine DHW(XUD9SD)	245152	Drive Shaft	48T	25	24	55.7	79	630					
	1996.10- 2004.05	MT	R	F	Saloon Engine DHW(XUD9SD)	245020	Drive Shaft	48T	25	24	58	79	905.5					
	1996.10- 2004.05	MT	L	F	Saloon Engine DHW(XUD9SD)	245151	Drive Shaft	29T	25	24	55.7	79	630					
1.9 TD (66 kW)	1996.01- 2004.05			F	Saloon Engine DHX(XUD9TE)	845003	Outer Joint	29T	25	34	58	79	55.5	I				
	1996.01- 2004.05	MT		F	Saloon Engine DHX(XUD9TE)	810086	Outer Joint	48T	25	34	55.7	79	55	I				
	1996.01- 2004.05		L	F	Saloon Engine DHX(XUD9TE)	245159	Drive Shaft	29T	25	24	58.5	78.5	629					
	1996.01- 2004.05			F	Saloon Engine DHX(XUD9TE)	845027	Outer Joint		25	34	58	79	55.5	I				
	1996.01- 2004.05	MT	R	F	Saloon Engine DHX(XUD9TE)	245020	Drive Shaft	48T	25	24	58	79	905.5					
	1996.01- 2004.05	MT	R	F	Saloon Engine DHX(XUD9TE)	245002	Drive Shaft	29T	25	24	55.7	79	904.5					
	1996.01- 2004.05	MT	L	F	Saloon Engine DHX(XUD9TE)	245026	Drive Shaft	48T	25	24	55.7	79	620					
	1996.01- 2004.05	MT	L	F	Saloon Engine DHX(XUD9TE)	245135	Drive Shaft		25	24	55.7	79	621					
1.9 TD (68 kW)	1996.01- 2004.05			F	Saloon Engine DHY(XUD9TE)	845003	Outer Joint	29T	25	34	58	79	55.5	I				
	1996.01- 2004.05	MT		F	Saloon Engine DHY(XUD9TE)	810086	Outer Joint	48T	25	34	55.7	79	55	I				
	1996.01- 2004.05		L	F	Saloon Engine DHY(XUD9TE)	245159	Drive Shaft	29T	25	24	58.5	78.5	629					
	1996.01- 2004.05			F	Saloon Engine DHY(XUD9TE)	845027	Outer Joint		25	34	58	79	55.5	I				
	1996.01- 2004.05	MT	R	F	Saloon Engine DHY(XUD9TE)	245020	Drive Shaft	48T	25	24	58	79	905.5					
	1996.01- 2004.05	MT	R	F	Saloon Engine DHY(XUD9TE)	245002	Drive Shaft	29T	25	24	55.7	79	904.5					
	1996.01- 2004.05	MT	L	F	Saloon Engine DHY(XUD9TE)	245026	Drive Shaft	48T	25	24	55.7	79	620					
	1996.01- 2004.05	MT	L	F	Saloon Engine DHY(XUD9TE)	245135	Drive Shaft		25	24	55.7	79	621					
2.0 16V (100 kW)	2000.08- 2004.06	MT	R	F	Saloon Engine RFN(EW10J4)	245020	Drive Shaft	48T	25	24	58	79	905.5					
	2000.08- 2004.06	MT	L	F	Saloon Engine RFN(EW10J4)	245026	Drive Shaft	48T	25	24	55.7	79	620					
2.0 16V (97 kW)	1995.11- 2004.05			F	Saloon Engine RFV(XU10J4R)	845003	Outer Joint	29T	25	34	58	79	55.5	I				
	1995.11- 2004.05	MT		F	Saloon Engine RFV(XU10J4R)	810086	Outer Joint	48T	25	34	55.7	79	55	I				
	1995.11- 2004.05			F	Saloon Engine RFV(XU10J4R)	845027	Outer Joint		25	34	58	79	55.5	I				
	1995.11- 2004.05	MT	R	F	Saloon Engine RFV(XU10J4R)	245020	Drive Shaft	48T	25	24	58	79	905.5					
	1995.11- 2004.05	MT	R	F	Saloon Engine RFV(XU10J4R)	245002	Drive Shaft	29T	25	24	55.7	79	904.5					
	1995.11- 2004.05	MT	L	F	Saloon Engine RFV(XU10J4R)	245026	Drive Shaft	48T	25	24	55.7	79	620					
	1995.11- 2004.05	MT	L	F	Saloon Engine RFV(XU10J4R)	245135	Drive Shaft		25	24	55.7	79	621					
2.0 16V (99 kW)	1999.01- 2000.08	MT	L	F	Saloon Engine RFR(DEW10J4)	245007	Drive Shaft	29T	25	24	55.7	79	621					
	1999.01- 2000.08			F	Saloon Engine RFR(DEW10J4)	845003	Outer Joint	29T	25	34	58	79	55.5	I				
	1999.01- 2000.08			F	Saloon Engine RFR(DEW10J4)	845027	Outer Joint		25	34	58	79	55.5	I				
	1999.01- 2000.08	MT	R	F	Saloon Engine RFR(DEW10J4)	245020	Drive Shaft	48T	25	24	58	79	905.5					
	1999.01- 2000.08	MT	R	F	Saloon Engine RFR(DEW10J4)	245002	Drive Shaft	29T	25	24	55.7	79	904.5					
2.0 16V HPI (103 kW)	2001.05- 2004.05			R	Saloon Engine RLZ(EW10D)	245020	Drive Shaft	48T	25	24	58	79	905.5					
	2001.05- 2004.05		L	F	Saloon Engine RLZ(EW10D)	245026	Drive Shaft	48T	25	24	55.7	79	620					
2.0 HDi (66 kW)	1999.02- 2004.05	MT	L	F	Saloon Engine RHY(DW10TD)	245007	Drive Shaft	29T	25	24	55.7	79	621					
	1999.02- 2004.05	MT		F	Saloon Engine RHY(DW10TD)	810086	Outer Joint	48T	25	34	55.7	79	55	I				
	1999.02- 2004.05			F	Saloon Engine RHY(DW10TD)	845052	Outer Joint	48T	25	39	59	89	63.5	I				
	1999.02- 2004.05	MT	R	F	Saloon Engine RHY(DW10TD)	245020	Drive Shaft	48T	25	24	58	79	905.5					
	1999.02- 2004.05	MT	R	F	Saloon Engine RHY(DW10TD)	245002	Drive Shaft	29T	25	24	55.7	79	904.5					
	1999.02- 2004.05	MT	L	F	Saloon Engine RHY(DW10TD)	245026	Drive Shaft	48T	25	24	55.7	79	620					
2.0 HDi (79 kW)	2001.08- 2004.05	MT	L	F	Saloon Engine RHS(DW10ATED)/RHZ(DW10ATED)	210162	Drive Shaft	48T	25	37	59	89	625					
	2001.08- 2004.05	MT	R	F	Saloon Engine RHS(DW10ATED)/RHZ(DW10ATED)	245108	Drive Shaft	48T	25	37	59	89	928					
	2001.08- 2004.05			F	Saloon Engine RHS(DW10ATED)/RHZ(DW10ATED)	845052	Outer Joint	48T	25	39	59	89	63.5	I				
2.0 HDi (80 kW)	1998.06- 2001.08	MT	L	F	Saloon Engine RHZ(DW10ATED)	245007	Drive Shaft	29T	25	24	55.7	79	621					
	1998.06- 2001.08	MT		F	Saloon Engine RHZ(DW10ATED)	810086	Outer Joint	48T	25	34	55.7	79	55	I				
	1998.06- 2001.08			F	Saloon Engine RHZ(DW10ATED)	845052	Outer Joint	48T	25	39	59	89	63.5	I				
	1998.06- 2001.08	MT	R	F	Saloon Engine RHZ(DW10ATED)	245020	Drive Shaft	48T	25	24	58	79	905.5					
	1998.06- 2001.08	MT	R	F	Saloon Engine RHZ(DW10ATED)	245002	Drive Shaft	29T	25	24	55.7	79	904.5					
	1998.06- 2001.08	MT	L	F	Saloon Engine RHZ(DW10ATED)	245026	Drive Shaft	48T	25	24	55.7	79	620					
2.0 Turbo (108 kW)	1996.04- 2004.05	MT	L	F	Saloon Engine RGX(XU10J2TE)	245007	Drive Shaft	29T	25	24	55.7	79	621					
	1996.04- 2004.05	MT		F	Saloon Engine RGX(XU10J2TE)	810086	Outer Joint	48T	25	34	55.7	79	55	I				
	1996.04- 2004.05			F	Saloon Engine RGX(XU10J2TE)	845052	Outer Joint	48T	25	39	59	89	63.5	I				
	1996.04- 2004.05	MT	R	F	Saloon Engine RGX(XU10J2TE)	245020	Drive Shaft	48T	25	24	58	79	905.5					





	 YEAR	TRANSM	L/R	F/R	REMARKS	GSP Ref.	 PRODUCT	 ABS	Technical Specifications									
									A	B	C	H	L	P				
PEUGEOT																		
406 (8B)																		
2.0 Turbo (108 kW)	1996.04- 2004.05	MT	R	F	Saloon Engine RGX(XU10J2TE)	245002	Drive Shaft	29T	25	24	55.7	79	904.5					
	1996.04- 2004.05	MT	L	F	Saloon Engine RGX(XU10J2TE)	245026	Drive Shaft	48T	25	24	55.7	79	620					
	1996.04- 2004.05	MT	L	F	Saloon Engine RGX(XU10J2TE)	245135	Drive Shaft		25	24	55.7	79	621					
2.1 TD 12V (80 kW)	1996.01- 2004.05	MT	L	F	Saloon Engine P8C(XUD11BTE)	210162	Drive Shaft	48T	25	37	59	89	625					
	1996.01- 2004.05	MT	R	F	Saloon Engine P8C(XUD11BTE)	245108	Drive Shaft	48T	25	37	59	89	928					
	1996.01- 2004.05			F	Saloon Engine P8C(XUD11BTE)	845052	Outer Joint	48T	25	39	59	89	63.5	I				
	1996.01- 2004.05	MT	L	F	Saloon Engine P8C(XUD11BTE)	245106	Drive Shaft	29T	25	37	59	89	628					
2.2 (116 kW)	2000.07- 2004.05	MT	L	F	Saloon Engine 3FZ(EW12J4)	210162	Drive Shaft	48T	25	37	59	89	625					
	2000.07- 2004.05	MT	R	F	Saloon Engine 3FZ(EW12J4)	245108	Drive Shaft	48T	25	37	59	89	928					
	2000.07- 2004.05			F	Saloon Engine 3FZ(EW12J4)	845052	Outer Joint	48T	25	39	59	89	63.5	I				
2.2 HDi (98 kW)	2000.03- 2004.05	MT	L	F	Saloon Engine 4HX(DW12TED4/FAP)	210162	Drive Shaft	48T	25	37	59	89	625					
	2000.03- 2004.05	MT	R	F	Saloon Engine 4HX(DW12TED4/FAP)	245108	Drive Shaft	48T	25	37	59	89	928					
	2000.03- 2004.05			F	Saloon Engine 4HX(DW12TED4/FAP)	845052	Outer Joint	48T	25	39	59	89	63.5	I				
3.0 24V (140 kW)	1996.10- 2004.05	MT	L	F	Saloon Engine XFZ(ES9J4)	210162	Drive Shaft	48T	25	37	59	89	625					
	1996.10- 2004.05	MT	R	F	Saloon Engine XFZ(ES9J4)	245108	Drive Shaft	48T	25	37	59	89	928					
	1996.10- 2004.05	MT	L	F	Saloon Engine XFZ(ES9J4)	245106	Drive Shaft	29T	25	37	59	89	628					
	1996.10- 2004.05	MT	R	F	Saloon Engine XFZ(ES9J4)	299003	Drive Shaft	29T	25	37	59	89	928					
3.0 V6 (152 kW)	2000.03- 2004.05	MT	L	F	Saloon Engine XFX(ES9J4S)	210162	Drive Shaft	48T	25	37	59	89	625					
	2000.03- 2004.05	MT	R	F	Saloon Engine XFX(ES9J4S)	245108	Drive Shaft	48T	25	37	59	89	928					
	2000.03- 2004.05			F	Saloon Engine XFX(ES9J4S)	845052	Outer Joint	48T	25	39	59	89	63.5	I				
406 (8C)																		
2.0 16V (100 kW)	2000.10- 2004.12	MT	R	F	Coupe Engine RFN(EW10J4)	245020	Drive Shaft	48T	25	24	58	79	905.5					
	2000.10- 2004.12	MT	L	F	Coupe Engine RFN(EW10J4)	245026	Drive Shaft	48T	25	24	55.7	79	620					
2.0 16V (97 kW)	1997.03- 2004.12	MT	L	F	Coupe Engine RFV(XU10J4R)	245007	Drive Shaft	29T	25	24	55.7	79	621					
	1997.03- 2004.12	MT		F	Coupe Engine RFV(XU10J4R)	845003	Outer Joint	29T	25	34	58	79	55.5	I				
	1997.03- 2004.12	MT		F	Coupe Engine RFV(XU10J4R)	810086	Outer Joint	48T	25	34	55.7	79	55	I				
	1997.03- 2004.12			F	Coupe Engine RFV(XU10J4R)	845027	Outer Joint		25	34	58	79	55.5	I				
	1997.03- 2004.12	MT	R	F	Coupe Engine RFV(XU10J4R)	245020	Drive Shaft	48T	25	24	58	79	905.5					
	1997.03- 2004.12	MT	R	F	Coupe Engine RFV(XU10J4R)	245002	Drive Shaft	29T	25	24	55.7	79	904.5					
	1997.03- 2004.12	MT	L	F	Coupe Engine RFV(XU10J4R)	245026	Drive Shaft	48T	25	24	55.7	79	620					
	1997.03- 2004.12	MT	L	F	Coupe Engine RFV(XU10J4R)	245135	Drive Shaft		25	24	55.7	79	621					
2.0 16V (99 kW)	1999.01- 2000.10	MT	L	F	Coupe Engine RFR(DEW10J4)	245007	Drive Shaft	29T	25	24	55.7	79	621					
	1999.01- 2000.10	MT		F	Coupe Engine RFR(DEW10J4)	845003	Outer Joint	29T	25	34	58	79	55.5	I				
	1999.01- 2000.10			F	Coupe Engine RFR(DEW10J4)	845027	Outer Joint		25	34	58	79	55.5	I				
	1999.01- 2000.10	MT	R	F	Coupe Engine RFR(DEW10J4)	245020	Drive Shaft	48T	25	24	58	79	905.5					
	1999.01- 2000.10	MT	R	F	Coupe Engine RFR(DEW10J4)	245002	Drive Shaft	29T	25	24	55.7	79	904.5					
2.2 (116 kW)	2002.03- 2004.12	MT	L	F	Coupe Engine 3FZ(EW12J4)	210162	Drive Shaft	48T	25	37	59	89	625					
	2002.03- 2004.12	MT	R	F	Coupe Engine 3FZ(EW12J4)	245108	Drive Shaft	48T	25	37	59	89	928					
	2002.03- 2004.12			F	Coupe Engine 3FZ(EW12J4)	845052	Outer Joint	48T	25	39	59	89	63.5	I				
2.2 HDi (98 kW)	2000.03- 2004.12	MT	L	F	Coupe Engine 4HX(DW12TED4/FAP)	210162	Drive Shaft	48T	25	37	59	89	625					
	2000.03- 2004.12	MT	R	F	Coupe Engine 4HX(DW12TED4/FAP)	245108	Drive Shaft	48T	25	37	59	89	928					
	2000.03- 2004.12			F	Coupe Engine 4HX(DW12TED4/FAP)	845052	Outer Joint	48T	25	39	59	89	63.5	I				
3.0 V6 (152 kW)	2000.03- 2004.12	MT	L	F	Coupe Engine XFX(ES9J4S)	210162	Drive Shaft	48T	25	37	59	89	625					
	2000.03- 2004.12	MT	R	F	Coupe Engine XFX(ES9J4S)	245108	Drive Shaft	48T	25	37	59	89	928					
	2000.03- 2004.12			F	Coupe Engine XFX(ES9J4S)	845052	Outer Joint	48T	25	39	59	89	63.5	I				
3.0 V6 24V (140 kW)	1997.03- 2004.12	MT	L	F	Coupe Engine XFZ(ES9J4)	210162	Drive Shaft	48T	25	37	59	89	625					
	1997.03- 2004.12	MT	R	F	Coupe Engine XFZ(ES9J4)	245108	Drive Shaft	48T	25	37	59	89	928					
	1997.03- 2004.12	AT	L	F	Coupe Engine XFZ(ES9J4)	245044	Drive Shaft	29T	25	37	59	89	592					
	1997.03- 2004.12	AT	R	F	Coupe Engine XFZ(ES9J4)	210153	Drive Shaft	29T	25	37	59	89	902					
	1997.03- 2004.12	MT	L	F	Coupe Engine XFZ(ES9J4)	245106	Drive Shaft	29T	25	37	59	89	628					
	1997.03- 2004.12	MT	R	F	Coupe Engine XFZ(ES9J4)	299003	Drive Shaft	29T	25	37	59	89	928					
406 (8E/F)																		
1.8 (66 kW)	1997.05- 2004.10	MT		F	Estate Engine LFX(XU7JB)	810086	Outer Joint	48T	25	34	55.7	79	55	I				
	1997.05- 2004.10		L	F	Estate Engine LFX(XU7JB)	245159	Drive Shaft	29T	25	24	58.5	78.5	629					
	1997.05- 2004.10			F	Estate Engine LFX(XU7JB)	845005	Outer Joint	29T	25	34	55.7	79	55	I				
	1997.05- 2004.10			F	Estate Engine LFX(XU7JB)	845027	Outer Joint		25	34	58	79	55.5	I				
	1997.05- 2004.10	MT	L	F	Estate Engine LFX(XU7JB)	245152	Drive Shaft	48T	25	24	55.7	79	630					
	1997.05- 2004.10	MT	L	F	Estate Engine LFX(XU7JB)	245151	Drive Shaft	29T	25	24	55.7	79	630					
	1997.05- 2004.10	MT	R	F	Estate Engine LFX(XU7JB)	245020	Drive Shaft	48T	25	24	58	79	905.5					
	1997.05- 2004.10	MT	R	F	Estate Engine LFX(XU7JB)	245002	Drive Shaft	29T	25	24	55.7	79	904.5					





	 YEAR	TRANSM	L/R	F/R	REMARKS	GSP Ref.	 PRODUCT	 ABS	Technical Specifications										
									A	B	C	H	L	P					
PEUGEOT 406 (8E/F)																			
1.8 16V (81 kW)	1996.10- 2000.10	MT		F	Estate Engine LFY(XU7JP4)	810086	Outer Joint	48T	25	34	55.7	79	55	I					
	1996.10- 2000.10		L	F	Estate Engine LFY(XU7JP4)	245159	Drive Shaft	29T	25	24	58.5	78.5	629						
	1996.10- 2000.10			F	Estate Engine LFY(XU7JP4)	845005	Outer Joint	29T	25	34	55.7	79	55	I					
	1996.10- 2000.10			F	Estate Engine LFY(XU7JP4)	845027	Outer Joint		25	34	58	79	55.5	I					
	1996.10- 2000.10	MT	L	F	Estate Engine LFY(XU7JP4)	245152	Drive Shaft	48T	25	24	55.7	79	630						
	1996.10- 2000.10	MT	L	F	Estate Engine LFY(XU7JP4)	245151	Drive Shaft	29T	25	24	55.7	79	630						
	1996.10- 2000.10	MT	R	F	Estate Engine LFY(XU7JP4)	245020	Drive Shaft	48T	25	24	58	79	905.5						
1.8 16V (85 kW)	2000.10- 2004.10	MT	L	F	Estate Engine 6FZ(EW7J4)	245152	Drive Shaft	48T	25	24	55.7	79	630						
	2000.10- 2004.10	MT	R	F	Estate Engine 6FZ(EW7J4)	245020	Drive Shaft	48T	25	24	58	79	905.5						
1.9 D (55 kW)	1996.10- 2004.10	MT		F	Estate Engine DHW(XUD9SD)	810086	Outer Joint	48T	25	34	55.7	79	55	I					
	1996.10- 2004.10		L	F	Estate Engine DHW(XUD9SD)	245159	Drive Shaft	29T	25	24	58.5	78.5	629						
	1996.10- 2004.10			F	Estate Engine DHW(XUD9SD)	845005	Outer Joint	29T	25	34	55.7	79	55	I					
	1996.10- 2004.10			F	Estate Engine DHW(XUD9SD)	845027	Outer Joint		25	34	58	79	55.5	I					
	1996.10- 2004.10	MT	L	F	Estate Engine DHW(XUD9SD)	245152	Drive Shaft	48T	25	24	55.7	79	630						
	1996.10- 2004.10	MT	L	F	Estate Engine DHW(XUD9SD)	245151	Drive Shaft	29T	25	24	55.7	79	630						
	1996.10- 2004.10	MT	R	F	Estate Engine DHW(XUD9SD)	245020	Drive Shaft	48T	25	24	58	79	905.5						
1.9 TD (66 kW)	1996.10- 2004.10	MT	L	F	Estate Engine DHX(XUD9TE)	245007	Drive Shaft	29T	25	24	55.7	79	621						
	1996.10- 2004.10			F	Estate Engine DHX(XUD9TE)	845003	Outer Joint	29T	25	34	58	79	55.5	I					
	1996.10- 2004.10	MT		F	Estate Engine DHX(XUD9TE)	810086	Outer Joint	48T	25	34	55.7	79	55	I					
	1996.10- 2004.10		L	F	Estate Engine DHX(XUD9TE)	245159	Drive Shaft	29T	25	24	58.5	78.5	629						
	1996.10- 2004.10			F	Estate Engine DHX(XUD9TE)	845027	Outer Joint		25	34	58	79	55.5	I					
	1996.10- 2004.10	MT	R	F	Estate Engine DHX(XUD9TE)	245020	Drive Shaft	48T	25	24	58	79	905.5						
	1996.10- 2004.10	MT	R	F	Estate Engine DHX(XUD9TE)	245002	Drive Shaft	29T	25	24	55.7	79	904.5						
2.0 16V (100 kW)	2000.10- 2004.10	MT	R	F	Estate Engine RFN(EW10J4)	245020	Drive Shaft	48T	25	24	58	79	905.5						
	2000.10- 2004.10	MT	L	F	Estate Engine RFN(EW10J4)	245026	Drive Shaft	48T	25	24	55.7	79	620						
	2.0 16V (97 kW)	1996.10- 2004.10	MT	L	F	Estate Engine RFV(XU10J4R)	245007	Drive Shaft	29T	25	24	55.7	79	621					
		1996.10- 2004.10			F	Estate Engine RFV(XU10J4R)	845003	Outer Joint	29T	25	34	58	79	55.5	I				
		1996.10- 2004.10	MT		F	Estate Engine RFV(XU10J4R)	810086	Outer Joint	48T	25	34	55.7	79	55	I				
		1996.10- 2004.10			F	Estate Engine RFV(XU10J4R)	845027	Outer Joint		25	34	58	79	55.5	I				
		1996.10- 2004.10	MT	R	F	Estate Engine RFV(XU10J4R)	245020	Drive Shaft	48T	25	24	58	79	905.5					
1996.10- 2004.10	MT	R	F	Estate Engine RFV(XU10J4R)	245002	Drive Shaft	29T	25	24	55.7	79	904.5							
1996.10- 2004.10	MT	L	F	Estate Engine RFV(XU10J4R)	245026	Drive Shaft	48T	25	24	55.7	79	620							
2.0 16V (99 kW)	1999.01- 2000.10	MT	L	F	Estate Engine RFR(DEW10J4)	245007	Drive Shaft	29T	25	24	55.7	79	621						
	1999.01- 2000.10			F	Estate Engine RFR(DEW10J4)	845003	Outer Joint	29T	25	34	58	79	55.5	I					
	1999.01- 2000.10			F	Estate Engine RFR(DEW10J4)	845027	Outer Joint		25	34	58	79	55.5	I					
	1999.01- 2000.10	MT	R	F	Estate Engine RFR(DEW10J4)	245020	Drive Shaft	48T	25	24	58	79	905.5						
	1999.01- 2000.10	MT	R	F	Estate Engine RFR(DEW10J4)	245002	Drive Shaft	29T	25	24	55.7	79	904.5						
2.0 16V HPi (103 kW)	1999.01- 2000.10	MT	L	F	Estate Engine RFR(DEW10J4)	245026	Drive Shaft	48T	25	24	55.7	79	620						
	2001.05- 2004.10		R	F	Estate Engine RLZ(EW10D)	245020	Drive Shaft	48T	25	24	58	79	905.5						
	2001.05- 2004.10		L	F	Estate Engine RLZ(EW10D)	245026	Drive Shaft	48T	25	24	55.7	79	620						
	2.0 HDi (66 kW)	1999.02- 2004.10	MT	L	F	Estate Engine RHY(DW10TD)	245007	Drive Shaft	29T	25	24	55.7	79	621					
		1999.02- 2004.10	MT		F	Estate Engine RHY(DW10TD)	810086	Outer Joint	48T	25	34	55.7	79	55	I				
1999.02- 2004.10				F	Estate Engine RHY(DW10TD)	845052	Outer Joint	48T	25	39	59	89	63.5	I					
1999.02- 2004.10		MT	R	F	Estate Engine RHY(DW10TD)	245020	Drive Shaft	48T	25	24	58	79	905.5						
1999.02- 2004.10		MT	R	F	Estate Engine RHY(DW10TD)	245002	Drive Shaft	29T	25	24	55.7	79	904.5						
2.0 HDi (79 kW)	1999.02- 2004.10	MT	L	F	Estate Engine RHY(DW10TD)	245135	Drive Shaft		25	24	55.7	79	621						
	1999.02- 2004.10	MT	L	F	Estate Engine RHY(DW10TD)	245026	Drive Shaft	48T	25	24	55.7	79	620						
	2001.08- 2004.10	MT	L	F	Estate Engine RHS(DW10ATED)/RHZ(DW10ATED)	210162	Drive Shaft	48T	25	37	59	89	625						
	2001.08- 2004.10	MT	R	F	Estate Engine RHS(DW10ATED)/RHZ(DW10ATED)	245108	Drive Shaft	48T	25	37	59	89	928						
	2001.08- 2004.10			F	Estate Engine RHS(DW10ATED)/RHZ(DW10ATED)	845052	Outer Joint	48T	25	39	59	89	63.5	I					
2.0 HDi (80 kW)	1999.02- 2004.04	MT	L	F	Estate Engine RHZ(DW10ATED)	245007	Drive Shaft	29T	25	24	55.7	79	621						
	1999.02- 2004.04	MT		F	Estate Engine RHZ(DW10ATED)	810086	Outer Joint	48T	25	34	55.7	79	55	I					
	1999.02- 2004.04			F	Estate Engine RHZ(DW10ATED)	845052	Outer Joint	48T	25	39	59	89	63.5	I					
	1999.02- 2004.04	MT	R	F	Estate Engine RHZ(DW10ATED)	245020	Drive Shaft	48T	25	24	58	79	905.5						
	1999.02- 2004.04	MT	R	F	Estate Engine RHZ(DW10ATED)	245002	Drive Shaft	29T	25	24	55.7	79	904.5						
	1999.02- 2004.04	MT	L	F	Estate Engine RHZ(DW10ATED)	245135	Drive Shaft		25	24	55.7	79	621						
1999.02- 2004.04	MT	L	F	Estate Engine RHZ(DW10ATED)	245026	Drive Shaft	48T	25	24	55.7	79	620							





	 YEAR	TRANSM	L/R	F/R	REMARKS	GSP Ref.	 PRODUCT	 ABS	Technical Specifications							
									A	B	C	H	L	P		
PEUGEOT																
406 (8E/F)																
2.0 Turbo (108 kW)	1996.10- 2004.10	MT	L	F	Estate Engine RGX(XU10J2TE)	245007	Drive Shaft	29T	25	24	55.7	79	621			
	1996.10- 2004.10	MT		F	Estate Engine RGX(XU10J2TE)	810086	Outer Joint	48T	25	34	55.7	79	55	I		
	1996.10- 2004.10			F	Estate Engine RGX(XU10J2TE)	845052	Outer Joint	48T	25	39	59	89	63.5	I		
	1996.10- 2004.10	MT	R	F	Estate Engine RGX(XU10J2TE)	245020	Drive Shaft	48T	25	24	58	79	905.5			
	1996.10- 2004.10	MT	R	F	Estate Engine RGX(XU10J2TE)	245002	Drive Shaft	29T	25	24	55.7	79	904.5			
	1996.10- 2004.10	MT	L	F	Estate Engine RGX(XU10J2TE)	245135	Drive Shaft		25	24	55.7	79	621			
2.1 TD 12V (80 kW)	1996.10- 2004.10	MT	R	F	Estate Engine P8C(XUD11BTE)	299003	Drive Shaft	29T	25	37	59	89	928			
	1996.10- 2004.10	MT	L	F	Estate Engine P8C(XUD11BTE)	210162	Drive Shaft	48T	25	37	59	89	625			
	1996.10- 2004.10	MT	R	F	Estate Engine P8C(XUD11BTE)	245108	Drive Shaft	48T	25	37	59	89	928			
	1996.10- 2004.10			F	Estate Engine P8C(XUD11BTE)	845052	Outer Joint	48T	25	39	59	89	63.5	I		
	1996.10- 2004.10	MT	L	F	Estate Engine P8C(XUD11BTE)	245106	Drive Shaft	29T	25	37	59	89	628			
2.2 (116 kW)	2000.07- 2004.10	MT	L	F	Estate Engine 3FZ(EW12J4)	210162	Drive Shaft	48T	25	37	59	89	625			
	2000.07- 2004.10	MT	R	F	Estate Engine 3FZ(EW12J4)	245108	Drive Shaft	48T	25	37	59	89	928			
	2000.07- 2004.10			F	Estate Engine 3FZ(EW12J4)	845052	Outer Joint	48T	25	39	59	89	63.5	I		
2.2 HDi (98 kW)	2000.03- 2004.10	MT	L	F	Estate Engine 4HX(DW12TED4/FAP)	210162	Drive Shaft	48T	25	37	59	89	625			
	2000.03- 2004.10	MT	R	F	Estate Engine 4HX(DW12TED4/FAP)	245108	Drive Shaft	48T	25	37	59	89	928			
	2000.03- 2004.10			F	Estate Engine 4HX(DW12TED4/FAP)	845052	Outer Joint	48T	25	39	59	89	63.5	I		
3.0 24V (140 kW)	1996.10- 2004.10	MT	R	F	Estate Engine XFZ(ES9J4)	299003	Drive Shaft	29T	25	37	59	89	928			
	1996.10- 2004.10	MT	L	F	Estate Engine XFZ(ES9J4)	210162	Drive Shaft	48T	25	37	59	89	625			
	1996.10- 2004.10	MT	R	F	Estate Engine XFZ(ES9J4)	245108	Drive Shaft	48T	25	37	59	89	928			
3.0 V6 (152 kW)	1996.10- 2004.10	MT	L	F	Estate Engine XFZ(ES9J4)	245106	Drive Shaft	29T	25	37	59	89	628			
	2000.03- 2004.10	MT	L	F	Estate Engine XFX(ES9J4S)	210162	Drive Shaft	48T	25	37	59	89	625			
	2000.03- 2004.10	MT	R	F	Estate Engine XFX(ES9J4S)	245108	Drive Shaft	48T	25	37	59	89	928			
2000.03- 2004.10			F	Estate Engine XFX(ES9J4S)	845052	Outer Joint	48T	25	39	59	89	63.5	I			
406 / 406 BREAK																
1.9 TD (66/68 kW)	1996.01- 2004.05	MT	R		gear BE3/BE4, - 03.99	245136	Drive Shaft		25	24	55.7	79	904.5			
2.0 16V (97 kW)	1995.11- 2004.05	MT	R		gear BE3R/BE4R, - 03.99	245136	Drive Shaft		25	24	55.7	79	904.5			
2.0 HDi 110 (80 kW)	1998.06- 2001.08	MT	R		gear BE3R/BE4R, - 03.99	245136	Drive Shaft		25	24	55.7	79	904.5			
2.0 HDi 90 (66 kW)	1999.02- 2004.05	MT	R		gear BE3R/BE4R, - 03.99	245136	Drive Shaft		25	24	55.7	79	904.5			
2.0 Turbo (108 kW)	1996.04- 2004.05	MT	R		gear BE3R/BE4R, - 03.99	245136	Drive Shaft		25	24	55.7	79	904.5			
406 I																
2.0 HDi	1998.12- 1999.03	MT		F		899003	Outer Joint	29T	25	39	59	89	63.5	I		
2.0 Turbo	1996.07- 1999.03	MT		F		899003	Outer Joint	29T	25	39	59	89	63.5	I		
2.1 TD	1996.07- 1998.11	MT		F		899003	Outer Joint	29T	25	39	59	89	63.5	I		
3.0 V6	1997.01- 1999.06	MT		F		899003	Outer Joint	29T	25	39	59	89	63.5	I		
	1997.06- 1999.06	AT		F		899003	Outer Joint	29T	25	39	59	89	63.5	I		
406 II																
1.8	1999.03-	MT		F		845047	Outer Joint	48T	25	34	59	78.5	54	I		
2.0	1999.03-	MT		F		845047	Outer Joint	48T	25	34	59	78.5	54	I		
	1999.03- 2000.04	AT		F		899003	Outer Joint	29T	25	39	59	89	63.5	I		
2.0 HDi	1999.03-	MT		F		845047	Outer Joint	48T	25	34	59	78.5	54	I		
	1999.03-	MT	R	F		245116	Drive Shaft	48T	25	37	59	89	935			
2.2	2000.07-	MT	R	F		245116	Drive Shaft	48T	25	37	59	89	935			
2.2 HDi	2000.10-	MT	R	F		245116	Drive Shaft	48T	25	37	59	89	935			
3.0 V6	1999.03- 2000.04	AT		F		899003	Outer Joint	29T	25	39	59	89	63.5	I		
	1999.03-	MT	R	F		245116	Drive Shaft	48T	25	37	59	89	935			
407 (6C_)																
2.0 HDi (100 kW)	2005.10-			F	Coupe Engine RHR(DW10BTED4)	810051	Outer Joint		28	39	58.6	94	63	I		
407 (6D_)																
1.6 HDi (80 kW)	2004.05-			F	Saloon Engine 9HY(DV6TED4)/9HZ(DV6TED4)	810052	Outer Joint		28	34	58.5	92	55	I		
	2004.05-		L	F	Saloon Engine 9HY(DV6TED4)/9HZ(DV6TED4)	210310	Drive Shaft		28	24	59	91	670			
	2004.05-		R	F	Saloon Engine 9HY(DV6TED4)/9HZ(DV6TED4)	210265	Drive Shaft		28	24	59	91	951			
1.8 (85 kW)	2004.05-			F	Saloon Engine 6FZ(EW7J4)	810052	Outer Joint		28	34	58.5	92	55	I		
	2004.05-		L	F	Saloon Engine 6FZ(EW7J4)	210279	Drive Shaft		28	24	59	91	715			
	2004.05-		L	F	Saloon Engine 6FZ(EW7J4)	210266	Drive Shaft		28	24	59	91	678			
	2004.05-		R	F	Saloon Engine 6FZ(EW7J4)	210265	Drive Shaft		28	24	59	91	951			
1.8 16V (92 kW)	2005.10- 2007.04			F	Saloon Engine 6FY(EW7A)	810052	Outer Joint		28	34	58.5	92	55	I		
	2005.10- 2007.04		L	F	Saloon Engine 6FY(EW7A)	210310	Drive Shaft		28	24	59	91	670			
	2005.10- 2007.04		R	F	Saloon Engine 6FY(EW7A)	210265	Drive Shaft		28	24	59	91	951			





	 YEAR	TRANSM	L/R	F/R	REMARKS	GSP Ref.	 PRODUCT	 ABS	Technical Specifications					
									A	B	C	H	L	P
PEUGEOT														
407 (6D_)														
2.0 (100 kW)	2004.05-			F	Saloon Engine RFN(EW10J4)	810052	Outer Joint		28	34	58.5	92	55	I
	2004.05-		L	F	Saloon Engine RFN(EW10J4)	210310	Drive Shaft		28	24	59	91	670	
	2004.05-		R	F	Saloon Engine RFN(EW10J4)	210265	Drive Shaft		28	24	59	91	951	
2.0 16V (103 kW)	2005.10- 2007.04			F	Saloon Engine RFJ(EW10A)	810052	Outer Joint		28	34	58.5	92	55	I
	2005.10- 2007.04		L	F	Saloon Engine RFJ(EW10A)	210310	Drive Shaft		28	24	59	91	670	
	2005.10- 2007.04		R	F	Saloon Engine RFJ(EW10A)	210265	Drive Shaft		28	24	59	91	951	
2.0 HDi (100 kW)	2004.05-			F	Saloon Engine RHR(DW10BTED4)	810051	Outer Joint		28	39	58.6	94	63	I
2.2 HDi (125 kW)	2006.06- 2008.03			F	Saloon Engine 4HT(DW12BTED4)	810051	Outer Joint		28	39	58.6	94	63	I
407 (6E_)														
1.6 HDi (80 kW)	2004.05-			F	Estate Engine 9HY(DV6TED4)/9HZ(DV6TED4)	810052	Outer Joint		28	34	58.5	92	55	I
	2004.05-		L	F	Estate Engine 9HY(DV6TED4)/9HZ(DV6TED4)	210310	Drive Shaft		28	24	59	91	670	
	2004.05-		R	F	Estate Engine 9HY(DV6TED4)/9HZ(DV6TED4)	210265	Drive Shaft		28	24	59	91	951	
1.8 (85 kW)	2004.05-			F	Estate Engine 6FZ(EW7J4)	810052	Outer Joint		28	34	58.5	92	55	I
	2004.05-		L	F	Estate Engine 6FZ(EW7J4)	210279	Drive Shaft		28	24	59	91	715	
	2004.05-		L	F	Estate Engine 6FZ(EW7J4)	210266	Drive Shaft		28	24	59	91	678	
	2004.05-		R	F	Estate Engine 6FZ(EW7J4)	210265	Drive Shaft		28	24	59	91	951	
1.8 16V (92 kW)	2005.10- 2007.04			R	Estate Engine 6FY(EW7A)	210265	Drive Shaft		28	24	59	91	951	
	2005.10- 2007.04			F	Estate Engine 6FY(EW7A)	810052	Outer Joint		28	34	58.5	92	55	I
	2005.10- 2007.04		L	F	Estate Engine 6FY(EW7A)	210310	Drive Shaft		28	24	59	91	670	
2.0 (100 kW)	2004.05-			R	Estate Engine RFN(EW10J4)	210265	Drive Shaft		28	24	59	91	951	
	2004.05-			F	Estate Engine RFN(EW10J4)	810052	Outer Joint		28	34	58.5	92	55	I
	2004.05-		L	F	Estate Engine RFN(EW10J4)	210310	Drive Shaft		28	24	59	91	670	
2.0 16V (103 kW)	2005.10- 2007.04		R	Estate Engine RFJ(EW10A)	210265	Drive Shaft		28	24	59	91	951		
2.0 HDi (100 kW)	2005.10- 2007.04			F	Estate Engine RFJ(EW10A)	810052	Outer Joint		28	34	58.5	92	55	I
	2005.10- 2007.04		L	F	Estate Engine RFJ(EW10A)	210310	Drive Shaft		28	24	59	91	670	
	2004.05-			F	Estate Engine RHR(DW10BTED4)	810051	Outer Joint		28	39	58.6	94	63	I
2.2 HDi (125 kW)	2006.06- 2008.03			F	Estate Engine 4HT(DW12BTED4)	810051	Outer Joint		28	39	58.6	94	63	I
5008														
1.6 16V (88 kW)	2009.09-			F	MPV Engine EP6/5FS(EP6C)	810067	Outer Joint	48W	25	34	58.5	79	55	I
504														
-						245093	Drive Shaft		27	27	54	90.5	700	
605 (6B)														
2.0 (79 kW)	1990.02- 1999.09	MT		F	Saloon	810006	Outer Joint		28	23	59	88.5	55	I
	1990.02- 1999.09	MT		F	Saloon	810007	Outer Joint	48T	28	23	58	88.5	55	I
	1990.02- 1999.09	MT		F	Saloon	810021	Outer Joint	29T	28	23	58	88.5	55	I
	1990.02- 1999.09	MT/AT	L	F	Saloon	210113	Drive Shaft		28	24	58	88.5	651	
	1990.02- 1999.09	MT/AT	R	F	Saloon	210114	Drive Shaft		28	24	58	88.5	942.5	
	1990.02- 1999.09		L	F	Saloon	210083	Drive Shaft	48T	28	24	58	88.5	651	
	1990.02- 1999.09		R	F	Saloon	210084	Drive Shaft	48T	28	24	58	88.5	942.5	
2.0 (89 kW)	1989.06- 1999.09			L	Saloon Engine RFZ(XU10J2Z)	210071	Drive Shaft	48T	28	37	58	89	641.5	
	1989.06- 1999.09			R	Saloon Engine RFZ(XU10J2Z)	210070	Drive Shaft	48T	28	37	58	89	939	
	1989.06- 1999.09	MT		F	Saloon Engine RFZ(XU10J2Z)	810006	Outer Joint		28	23	59	88.5	55	I
	1989.06- 1999.09	MT		F	Saloon Engine RFZ(XU10J2Z)	810007	Outer Joint	48T	28	23	58	88.5	55	I
	1989.06- 1999.09	MT		F	Saloon Engine RFZ(XU10J2Z)	810021	Outer Joint	29T	28	23	58	88.5	55	I
	1989.06- 1999.09	MT/AT	L	F	Saloon Engine RFZ(XU10J2Z)	210113	Drive Shaft		28	24	58	88.5	651	
	1989.06- 1999.09	MT/AT	R	F	Saloon Engine RFZ(XU10J2Z)	210114	Drive Shaft		28	24	58	88.5	942.5	
	1989.06- 1999.09			F	Saloon Engine RFZ(XU10J2Z)	810047	Outer Joint		28	27	58	89	63	I
	1989.06- 1999.09		L	F	Saloon Engine RFZ(XU10J2Z)	210107	Drive Shaft		28	37	58	89	641.5	
	1989.06- 1999.09		R	F	Saloon Engine RFZ(XU10J2Z)	210106	Drive Shaft		28	37	58	89	939	
	1989.06- 1999.09		R	F	Saloon Engine RFZ(XU10J2Z)	210190	Drive Shaft	29T	28	37	58	88	935	
	1989.06- 1999.09		L	F	Saloon Engine RFZ(XU10J2Z)	210191	Drive Shaft	29T	28	37	58	88	642	
2.0 16V (97 kW)	1994.07- 1999.09	MT/AT	L	F	Saloon Engine RFV(XU10J4R)	210113	Drive Shaft		28	24	58	88.5	651	
	1994.07- 1999.09	MT/AT	R	F	Saloon Engine RFV(XU10J4R)	210114	Drive Shaft		28	24	58	88.5	942.5	
2.0 Turbo (104 kW)	1992.07- 1999.09			L	Saloon Engine RGY(XU10J2TE)	210071	Drive Shaft	48T	28	37	58	89	641.5	
	1992.07- 1999.09			R	Saloon Engine RGY(XU10J2TE)	210070	Drive Shaft	48T	28	37	58	89	939	
	1992.07- 1999.09	MT/AT	L	F	Saloon Engine RGY(XU10J2TE)	210113	Drive Shaft		28	24	58	88.5	651	
	1992.07- 1999.09	MT/AT	R	F	Saloon Engine RGY(XU10J2TE)	210114	Drive Shaft		28	24	58	88.5	942.5	
	1992.07- 1999.09			F	Saloon Engine RGY(XU10J2TE)	810047	Outer Joint		28	27	58	89	63	I
	1992.07- 1999.09		L	F	Saloon Engine RGY(XU10J2TE)	210107	Drive Shaft		28	37	58	89	641.5	
	1992.07- 1999.09		R	F	Saloon Engine RGY(XU10J2TE)	210106	Drive Shaft		28	37	58	89	939	
	1992.07- 1999.09		R	F	Saloon Engine RGY(XU10J2TE)	210190	Drive Shaft	29T	28	37	58	88	935	
	1992.07- 1999.09		L	F	Saloon Engine RGY(XU10J2TE)	210191	Drive Shaft	29T	28	37	58	88	642	





	 YEAR	TRANSM	L/R	F/R	REMARKS	GSP Ref.	 PRODUCT	 ABS	Technical Specifications					
									A	B	C	H	L	P
PEUGEOT 605 (6B)														
2.0 Turbo (108 kW)	1991.07- 1999.09		L	F	Saloon Engine RGX(XU10J2TE)	210071	Drive Shaft	48T	28	37	58	89	641.5	
	1991.07- 1999.09		R	F	Saloon Engine RGX(XU10J2TE)	210070	Drive Shaft	48T	28	37	58	89	939	
	1991.07- 1999.09			F	Saloon Engine RGX(XU10J2TE)	810047	Outer Joint		28	27	58	89	63	I
	1991.07- 1999.09		L	F	Saloon Engine RGX(XU10J2TE)	210107	Drive Shaft		28	37	58	89	641.5	
	1991.07- 1999.09		R	F	Saloon Engine RGX(XU10J2TE)	210106	Drive Shaft		28	37	58	89	939	
	1991.07- 1999.09		L	F	Saloon Engine RGX(XU10J2TE)	210191	Drive Shaft	29T	28	37	58	88	935	
2.1 D (60 kW)	1989.06- 1995.07			F	Saloon Engine P9A(XUD11A)	810054	Outer Joint	48T	28	23	59	88.5	55	I
	1989.06- 1995.07	MT/AT	L	F	Saloon Engine P9A(XUD11A)	210113	Drive Shaft		28	24	58	88.5	651	
	1989.06- 1995.07	MT/AT	R	F	Saloon Engine P9A(XUD11A)	210114	Drive Shaft		28	24	58	88.5	942.5	
	1989.06- 1995.07		L	F	Saloon Engine P9A(XUD11A)	210083	Drive Shaft	48T	28	24	58	88.5	651	
	1989.06- 1995.07		R	F	Saloon Engine P9A(XUD11A)	210084	Drive Shaft	48T	28	24	58	88.5	942.5	
2.1 TD 12V (80 kW)	1994.08- 1999.09			F	Saloon Engine P8C(XUD11BTE)	810029	Outer Joint	29T	28	27	58	89	63	I
	1994.08- 1999.09			F	Saloon Engine P8C(XUD11BTE)	810008	Outer Joint	48T	28	27	58	89	63	I
2.1 Turbo Diesel (80 kW)	1989.06- 1999.09		L	F	Saloon Engine PHZ(XUD11ATE)	210071	Drive Shaft	48T	28	37	58	89	641.5	
	1989.06- 1999.09		R	F	Saloon Engine PHZ(XUD11ATE)	210070	Drive Shaft	48T	28	37	58	89	939	
	1989.06- 1999.09			F	Saloon Engine PHZ(XUD11ATE)	810029	Outer Joint	29T	28	27	58	89	63	I
	1989.06- 1999.09			F	Saloon Engine PHZ(XUD11ATE)	810047	Outer Joint		28	27	58	89	63	I
	1989.06- 1999.09			F	Saloon Engine PHZ(XUD11ATE)	810008	Outer Joint	48T	28	27	58	89	63	I
	1989.06- 1999.09		L	F	Saloon Engine PHZ(XUD11ATE)	210107	Drive Shaft		28	37	58	89	641.5	
	1989.06- 1999.09		R	F	Saloon Engine PHZ(XUD11ATE)	210106	Drive Shaft		28	37	58	89	939	
	1989.06- 1999.09		R	F	Saloon Engine PHZ(XUD11ATE)	210191	Drive Shaft	29T	28	37	58	88	935	
3.0 (123 kW)	1989.08- 1994.06		L	F	Saloon	210071	Drive Shaft	48T	28	37	58	89	641.5	
	1989.08- 1994.06		R	F	Saloon	210070	Drive Shaft	48T	28	37	58	89	939	
	1989.08- 1994.06			F	Saloon	810029	Outer Joint	29T	28	27	58	89	63	I
	1989.08- 1994.06			F	Saloon	810047	Outer Joint		28	27	58	89	63	I
	1989.08- 1994.06			F	Saloon	810008	Outer Joint	48T	28	27	58	89	63	I
	1989.08- 1994.06		L	F	Saloon	210107	Drive Shaft		28	37	58	89	641.5	
	1989.08- 1994.06		R	F	Saloon	210106	Drive Shaft		28	37	58	89	939	
	1989.08- 1994.06		R	F	Saloon	210191	Drive Shaft	29T	28	37	58	88	935	
	1989.08- 1994.06		L	F	Saloon	210191	Drive Shaft	29T	28	37	58	88	642	
	1989.10- 1999.09		L	F	Saloon Engine UFZ(ZPJ)	210071	Drive Shaft	48T	28	37	58	89	641.5	
	1989.10- 1999.09		R	F	Saloon Engine UFZ(ZPJ)	210070	Drive Shaft	48T	28	37	58	89	939	
	1989.10- 1999.09			F	Saloon Engine UFZ(ZPJ)	810029	Outer Joint	29T	28	27	58	89	63	I
	1989.10- 1999.09			F	Saloon Engine UFZ(ZPJ)	810047	Outer Joint		28	27	58	89	63	I
	1989.10- 1999.09			F	Saloon Engine UFZ(ZPJ)	810008	Outer Joint	48T	28	27	58	89	63	I
	1989.10- 1999.09		L	F	Saloon Engine UFZ(ZPJ)	210107	Drive Shaft		28	37	58	89	641.5	
	1989.10- 1999.09		R	F	Saloon Engine UFZ(ZPJ)	210106	Drive Shaft		28	37	58	89	939	
	1989.10- 1999.09		R	F	Saloon Engine UFZ(ZPJ)	210191	Drive Shaft	29T	28	37	58	88	935	
	1989.10- 1999.09		L	F	Saloon Engine UFZ(ZPJ)	210191	Drive Shaft	29T	28	37	58	88	642	
	3.0 (147 kW)	1989.08- 1994.06		L	F	Saloon	210071	Drive Shaft	48T	28	37	58	89	641.5
		1989.08- 1994.06		R	F	Saloon	210070	Drive Shaft	48T	28	37	58	89	939
1989.08- 1994.06				F	Saloon	810029	Outer Joint	29T	28	27	58	89	63	I
1989.08- 1994.06				F	Saloon	810047	Outer Joint		28	27	58	89	63	I
1989.08- 1994.06				F	Saloon	810008	Outer Joint	48T	28	27	58	89	63	I
1989.08- 1994.06			L	F	Saloon	210107	Drive Shaft		28	37	58	89	641.5	
1989.08- 1994.06			R	F	Saloon	210106	Drive Shaft		28	37	58	89	939	
1989.08- 1994.06			R	F	Saloon	210191	Drive Shaft	29T	28	37	58	88	935	
3.0 SV 24 (147 kW)	1989.08- 1999.09		L	F	Saloon Engine UKZ(ZPJ4/Z)	210071	Drive Shaft	48T	28	37	58	89	641.5	
	1989.08- 1999.09		R	F	Saloon Engine UKZ(ZPJ4/Z)	210070	Drive Shaft	48T	28	37	58	89	939	
	1989.08- 1999.09			F	Saloon Engine UKZ(ZPJ4/Z)	810029	Outer Joint	29T	28	27	58	89	63	I
	1989.08- 1999.09			F	Saloon Engine UKZ(ZPJ4/Z)	810047	Outer Joint		28	27	58	89	63	I
	1989.08- 1999.09			F	Saloon Engine UKZ(ZPJ4/Z)	810008	Outer Joint	48T	28	27	58	89	63	I
	1989.08- 1999.09		L	F	Saloon Engine UKZ(ZPJ4/Z)	210107	Drive Shaft		28	37	58	89	641.5	
	1989.08- 1999.09		R	F	Saloon Engine UKZ(ZPJ4/Z)	210106	Drive Shaft		28	37	58	89	939	
	1989.08- 1999.09		R	F	Saloon Engine UKZ(ZPJ4/Z)	210191	Drive Shaft	29T	28	37	58	88	935	
607 (9D, 9U)														
2.2 HDi (98 kW)	2000.02-		R	F	Saloon Engine 4HX(DW12TED4/FAP)	245165	Drive Shaft	48T	28	37	58	89	960	
	2000.02-		L	F	Saloon Engine 4HX(DW12TED4/FAP)	245166	Drive Shaft	48T	28	37	58	88	648	





	 YEAR	TRANSM	L/R	F/R	REMARKS	GSP Ref.	 PRODUCT	 ABS	Technical Specifications					
									A	B	C	H	L	P
PEUGEOT														
806 (221)														
1.8 (73 kW)	1995.07- 2002.08	MT	L	F	MPV Engine LFW(XU7JP)	210052	Drive Shaft		27	24	61	82	648	
	1995.07- 2002.08	MT	R	F	MPV Engine LFW(XU7JP)	210120	Drive Shaft		27	24	59	82	928	
	1995.07- 2002.08	MT	L	F	MPV Engine LFW(XU7JP)	210082	Drive Shaft	48T	27	24	59	82	648	
	1995.07- 2002.08	MT	R	F	MPV Engine LFW(XU7JP)	210012	Drive Shaft	48T	27	24	64	80.5	928	
	1995.07- 2002.08			F	MPV Engine LFW(XU7JP)	810018	Outer Joint	48T	27	34	61	82	55	I
1.9 TD (66 kW)	1995.07- 2002.08	MT	R	F	MPV Engine DHX(XUD9TE)	210155	Drive Shaft		27	37	59	82	947	
	1995.07- 2002.08	MT	L	F	MPV Engine DHX(XUD9TE)	210016	Drive Shaft	48T	27	37	59	82	641	
	1995.07- 2002.08	MT	R	F	MPV Engine DHX(XUD9TE)	210014	Drive Shaft	48T	27	37	59	82	947	
	1995.07- 2002.08	MT	L	F	MPV Engine DHX(XUD9TE)	210072	Drive Shaft		27	37	59	82	641	
	1995.07- 2002.08			F	MPV Engine DHX(XUD9TE)	810015	Outer Joint	48T	27	39	59	82	63	I
1.9 TD (68 kW)	1997.05- 2002.08	MT	R	F	MPV Engine DHY(XUD9TE)	210155	Drive Shaft		27	37	59	82	947	
	1997.05- 2002.08			F	MPV Engine DHY(XUD9TE)	810014	Outer Joint		27	39	59	82	63	I
	1997.05- 2002.08	MT	L	F	MPV Engine DHY(XUD9TE)	210016	Drive Shaft	48T	27	37	59	82	641	
	1997.05- 2002.08	MT	R	F	MPV Engine DHY(XUD9TE)	210014	Drive Shaft	48T	27	37	59	82	947	
	1997.05- 2002.08	MT	L	F	MPV Engine DHY(XUD9TE)	210072	Drive Shaft		27	37	59	82	641	
	1997.05- 2002.08			F	MPV Engine DHY(XUD9TE)	810015	Outer Joint	48T	27	39	59	82	63	I
2.0 (89 kW)	1994.06- 2002.08			F	MPV Engine RFU(XU10J2)	810059	Outer Joint	48T	27	34	59	82	55	I
	1994.06- 2002.08			F	MPV Engine RFU(XU10J2)	810016	Outer Joint		27	34	59	82	55	I
	1994.06- 2002.08	MT	L	F	MPV Engine RFU(XU10J2)	210052	Drive Shaft		27	24	61	82	648	
	1994.06- 2002.08	MT	R	F	MPV Engine RFU(XU10J2)	210120	Drive Shaft		27	24	59	82	928	
	1994.06- 2002.08	MT	L	F	MPV Engine RFU(XU10J2)	210082	Drive Shaft	48T	27	24	59	82	648	
	1994.06- 2002.08	MT	R	F	MPV Engine RFU(XU10J2)	210012	Drive Shaft	48T	27	24	64	80.5	928	
	1994.06- 2002.08			F	MPV Engine RFU(XU10J2)	810018	Outer Joint	48T	27	34	61	82	55	I
2.0 16V (100 kW)	2000.09- 2002.08			F	MPV Engine RFN(EW10J4)	810018	Outer Joint	48T	27	34	61	82	55	I
2.0 16V (97 kW)	1998.05- 2000.09			F	MPV Engine RFV(XU10J4R)	810018	Outer Joint	48T	27	34	61	82	55	I
2.0 HDi (80 kW)	1999.08- 2002.08	MT	R	F	MPV Engine RHZ(DW10ATED)	210155	Drive Shaft		27	37	59	82	947	
	1999.08- 2002.08	MT	L	F	MPV Engine RHZ(DW10ATED)	210016	Drive Shaft	48T	27	37	59	82	641	
	1999.08- 2002.08	MT	R	F	MPV Engine RHZ(DW10ATED)	210014	Drive Shaft	48T	27	37	59	82	947	
	1999.08- 2002.08			F	MPV Engine RHZ(DW10ATED)	810015	Outer Joint	48T	27	39	59	82	63	I
	1999.08- 2002.08	MT	L	F	MPV Engine RHZ(DW10ATED)	210072	Drive Shaft		27	37	59	82	641	
2.0 HDi 16V (80 kW)	1999.08- 2002.05			F	MPV Engine RHW(DW10ATED4)	810015	Outer Joint	48T	27	39	59	82	63	I
2.0 Turbo (108 kW)	1994.06- 2002.08	MT	R	F	MPV Engine RGX(XU10J2TE)	210155	Drive Shaft		27	37	59	82	947	
	1994.06- 2002.08			F	MPV Engine RGX(XU10J2TE)	810014	Outer Joint		27	39	59	82	63	I
	1994.06- 2002.08	MT	L	F	MPV Engine RGX(XU10J2TE)	210016	Drive Shaft	48T	27	37	59	82	641	
	1994.06- 2002.08	MT	R	F	MPV Engine RGX(XU10J2TE)	210014	Drive Shaft	48T	27	37	59	82	947	
	1994.06- 2002.08	MT	L	F	MPV Engine RGX(XU10J2TE)	210072	Drive Shaft		27	37	59	82	641	
	1994.06- 2002.08			F	MPV Engine RGX(XU10J2TE)	810015	Outer Joint	48T	27	39	59	82	63	I
2.1 TD 12V (80 kW)	1996.06- 1999.08	MT	L	F	MPV Engine P8C(XUD11BTE)	210072	Drive Shaft		27	37	59	82	641	
	1996.06- 1999.08			F	MPV Engine P8C(XUD11BTE)	810015	Outer Joint	48T	27	39	59	82	63	I
	1996.06- 1999.08	MT	R	F	MPV Engine P8C(XUD11BTE)	210155	Drive Shaft		27	37	59	82	947	
	1996.06- 1999.08			F	MPV Engine P8C(XUD11BTE)	810014	Outer Joint		27	39	59	82	63	I
	1996.06- 1999.08	MT	L	F	MPV Engine P8C(XUD11BTE)	210016	Drive Shaft	48T	27	37	59	82	641	
	1996.06- 1999.08	MT	R	F	MPV Engine P8C(XUD11BTE)	210014	Drive Shaft	48T	27	37	59	82	947	
807 (E)														
2.0 HDi (79 kW)	2002.06-			F	MPV Engine RHM(DW10ATED4)/RHT(DW10ATED4)/RHW(DW10ATED4)	817044	Outer Joint		27	28	58	81.5	62	M
2.0 HDi (80 kW)	2004.04- 2006.05			F	MPV Engine RHW(DW10ATED4)	817044	Outer Joint		27	28	58	81.5	62	M
2.2 HDi (94 kW)	2002.06-			F	MPV Engine 4HX(DW12TED4/FAP)	810052	Outer Joint		28	34	58.5	92	55	I
BOXER														
2.2 HDi (74 kW)	2006.04-	5MT/6MT	L	F	Box Engine 4HV(P22DTE)	617042	Inner Joint		41	27	43	70	102	
	2006.04-	5MT/6MT	L	F	Bus Engine 4HV(P22DTE)	617042	Inner Joint		41	27	43	70	102	
	2006.04-	5MT/6MT	L	F	Platform/Chassis Engine 4HV(P22DTE)	617042	Inner Joint		41	27	43	70	102	
	2006.04-	5MT/6MT		F	Box Engine 4HV(P22DTE)	817045	Outer Joint		35	29	71.5	127	71	M
	2006.04-	5MT/6MT		F	Bus Engine 4HV(P22DTE)	817045	Outer Joint		35	29	71.5	127	71	M
	2006.04-	5MT/6MT		F	Platform/Chassis Engine 4HV(P22DTE)	817045	Outer Joint		35	29	71.5	127	71	M
	2006.04-	5MT/6MT		F	Box Engine 4HV(P22DTE)	817055	Outer Joint		35	27	71.5	127	66.5	I
	2006.04-	5MT/6MT		F	Bus Engine 4HV(P22DTE)	817055	Outer Joint		35	27	71.5	127	66.5	I
	2006.04-	5MT/6MT		F	Platform/Chassis Engine 4HV(P22DTE)	817055	Outer Joint		35	27	71.5	127	66.5	I
	2006.04-	5MT/6MT		F	Box Engine 4HV(P22DTE)	617020	Inner Joint		41	29	34.85	403	109	
	2006.04-	5MT/6MT		F	Bus Engine 4HV(P22DTE)	617020	Inner Joint		41	29	34.85	403	109	
	2006.04-	5MT/6MT		F	Platform/Chassis Engine 4HV(P22DTE)	617020	Inner Joint		41	29	34.85	403	109	
	2006.04-	5MT/6MT		F	Box Engine 4HV(P22DTE)	610038	Inner Joint		41	27	34.85	403	102	
	2006.04-	5MT/6MT		F	Bus Engine 4HV(P22DTE)	610038	Inner Joint		41	27	34.85	403	102	





	 YEAR	TRANSM	L/R	F/R	REMARKS	GSP Ref.	 PRODUCT	 ABS	Technical Specifications							
									A	B	C	H	L	P		
PEUGEOT BOXER																
2.2 HDi (74 kW)	2006.04-	5MT/6MT		F	Platform/Chassis Engine 4HV(P22DTE)	610038	Inner Joint		41	27	34.85	403	102			
	2006.04-	5MT/6MT	L	F	Box Engine 4HV(P22DTE)	617028	Inner Joint		41	29	43	69.5	109.5			
	2006.04-	5MT/6MT	L	F	Bus Engine 4HV(P22DTE)	617028	Inner Joint		41	29	43	69.5	109.5			
	2006.04-	5MT/6MT	L	F	Platform/Chassis Engine 4HV(P22DTE)	617028	Inner Joint		41	29	43	69.5	109.5			
2.2 HDi (88 kW)	2006.04-	5MT/6MT	L	F	Box Engine 4HU(P22DTE)	617042	Inner Joint		41	27	43	70	102			
	2006.04-	5MT/6MT	L	F	Bus Engine 4HU(P22DTE)	617042	Inner Joint		41	27	43	70	102			
	2006.04-	5MT/6MT	L	F	Platform/Chassis Engine 4HU(P22DTE)	617042	Inner Joint		41	27	43	70	102			
	2006.04-	5MT/6MT		F	Box Engine 4HU(P22DTE)	817045	Outer Joint		35	29	71.5	127	71	M		
	2006.04-	5MT/6MT		F	Bus Engine 4HU(P22DTE)	817045	Outer Joint		35	29	71.5	127	71	M		
	2006.04-	5MT/6MT		F	Platform/Chassis Engine 4HU(P22DTE)	817045	Outer Joint		35	29	71.5	127	71	M		
	2006.04-	5MT/6MT		F	Box Engine 4HU(P22DTE)	817055	Outer Joint		35	27	71.5	127	66.5	I		
	2006.04-	5MT/6MT		F	Bus Engine 4HU(P22DTE)	817055	Outer Joint		35	27	71.5	127	66.5	I		
	2006.04-	5MT/6MT		F	Platform/Chassis Engine 4HU(P22DTE)	817055	Outer Joint		35	27	71.5	127	66.5	I		
	2006.04-	5MT/6MT		F	Box Engine 4HU(P22DTE)	617020	Inner Joint		41	29	34.85	403	109			
	2006.04-	5MT/6MT		F	Bus Engine 4HU(P22DTE)	617020	Inner Joint		41	29	34.85	403	109			
	2006.04-	5MT/6MT		F	Platform/Chassis Engine 4HU(P22DTE)	617020	Inner Joint		41	29	34.85	403	109			
	2006.04-	5MT/6MT		F	Box Engine 4HU(P22DTE)	610038	Inner Joint		41	27	34.85	403	102			
	2006.04-	5MT/6MT		F	Bus Engine 4HU(P22DTE)	610038	Inner Joint		41	27	34.85	403	102			
	2006.04-	5MT/6MT		F	Platform/Chassis Engine 4HU(P22DTE)	610038	Inner Joint		41	27	34.85	403	102			
	2006.04-	5MT/6MT	L	F	Box Engine 4HU(P22DTE)	617028	Inner Joint		41	29	43	69.5	109.5			
2006.04-	5MT/6MT	L	F	Bus Engine 4HU(P22DTE)	617028	Inner Joint		41	29	43	69.5	109.5				
2006.04-	5MT/6MT	L	F	Platform/Chassis Engine 4HU(P22DTE)	617028	Inner Joint		41	29	43	69.5	109.5				
3.0 HDi (116 kW)	2006.04-	6MT		F	Box Engine F1CE0481D(F30DT)	817060	Outer Joint		35	29	71.5	127	71	I		
	2006.04-	6MT		F	Bus Engine F1CE0481D(F30DT)	817060	Outer Joint		35	29	71.5	127	71	I		
	2006.04-	6MT		F	Bus Engine F1CE0481D(F30DT)	617021	Inner Joint		31	29	34.85	530	109			
	2006.04-	6MT		F	Box Engine F1CE0481D(F30DT)	617021	Inner Joint		31	29	34.85	530	109			
	2006.04-	6MT		F	Bus Engine F1CE0481D(F30DT)	617022	Inner Joint		31	29	44.95	77	109.5			
	2006.04-	6MT		F	Box Engine F1CE0481D(F30DT)	617022	Inner Joint		31	29	44.95	77	109.5			
BOXER (230L)																
1.9 D (50 kW)	1999.07- 2002.04	MT	L	F	Box Engine DJY(XUD9A)	210033	Drive Shaft	54T	35	41	70	117	762			
	1999.07- 2002.04	MT	R	F	Box Engine DJY(XUD9A)	210103	Drive Shaft		28	41	63	112.5	1079			
	1999.07- 2002.04	MT	L	F	Box Engine DJY(XUD9A)	210105	Drive Shaft		28	37	63	112.5	771			
	1999.07- 2002.04	MT		F	Box Engine DJY(XUD9A)	810011	Outer Joint	54T	35	45	70	117	73	I		
	1999.07- 2002.04	MT	L	F	Box Engine DJY(XUD9A)	210067	Drive Shaft		35	41	70	117	762			
	1999.07- 2002.04	MT	R	F	Box Engine DJY(XUD9A)	210104	Drive Shaft	54T	28	37	63	112.5	1072			
	1999.07- 2002.04	MT		F	Box Engine DJY(XUD9A)	810013	Outer Joint	54T	28	39	63	112.5	63	I		
	1999.07- 2002.04	MT	L	F	Box Engine DJY(XUD9A)	210035	Drive Shaft	54T	28	41	63	112.5	757.5			
	1999.07- 2002.04	MT	R	F	Box Engine DJY(XUD9A)	210032	Drive Shaft	54T	35	41	70	117	1085			
	1999.07- 2002.04	MT	R	F	Box Engine DJY(XUD9A)	210069	Drive Shaft		28	37	63	112.5	1072			
	1999.07- 2002.04	MT		F	Box Engine DJY(XUD9A)	810050	Outer Joint		35	45	70	117	73	I		
	1999.07- 2002.04	MT	R	F	Box Engine DJY(XUD9A)	210066	Drive Shaft		35	41	70	117	1085			
	1999.07- 2002.04	MT	L	F	Box Engine DJY(XUD9A)	210102	Drive Shaft		28	41	63	112.5	757.5			
	1999.07- 2002.04	MT	R	F	Box Engine DJY(XUD9A)	210036	Drive Shaft	54T	28	41	63	112.5	1079			
	1999.07- 2002.04	MT		F	Box Engine DJY(XUD9A)	810012	Outer Joint		28	39	63	112.5	63	I		
1999.07- 2002.04	MT	L	F	Box Engine DJY(XUD9A)	210037	Drive Shaft	54T	28	37	63	112.5	771				
1.9 D (51 kW)	1994.03- 2002.04	MT	L	F	Box Engine D9B(XUD9AU)	210033	Drive Shaft	54T	35	41	70	117	762			
	1994.03- 2002.04	MT	R	F	Box Engine D9B(XUD9AU)	210103	Drive Shaft		28	41	63	112.5	1079			
	1994.03- 2002.04	MT	L	F	Box Engine D9B(XUD9AU)	210105	Drive Shaft		28	37	63	112.5	771			
	1994.03- 2002.04	MT		F	Box Engine D9B(XUD9AU)	810011	Outer Joint	54T	35	45	70	117	73	I		
	1994.03- 2002.04	MT	L	F	Box Engine D9B(XUD9AU)	210067	Drive Shaft		35	41	70	117	762			
	1994.03- 2002.04	MT	R	F	Box Engine D9B(XUD9AU)	210104	Drive Shaft	54T	28	37	63	112.5	1072			
	1994.03- 2002.04	MT		F	Box Engine D9B(XUD9AU)	810013	Outer Joint	54T	28	39	63	112.5	63	I		
	1994.03- 2002.04	MT	L	F	Box Engine D9B(XUD9AU)	210035	Drive Shaft	54T	28	41	63	112.5	757.5			
	1994.03- 2002.04	MT	R	F	Box Engine D9B(XUD9AU)	210032	Drive Shaft	54T	35	41	70	117	1085			
	1994.03- 2002.04	MT	R	F	Box Engine D9B(XUD9AU)	210069	Drive Shaft		28	37	63	112.5	1072			
	1994.03- 2002.04	MT		F	Box Engine D9B(XUD9AU)	810050	Outer Joint		35	45	70	117	73	I		
	1994.03- 2002.04	MT	R	F	Box Engine D9B(XUD9AU)	210066	Drive Shaft		35	41	70	117	1085			
	1994.03- 2002.04	MT	L	F	Box Engine D9B(XUD9AU)	210102	Drive Shaft		28	41	63	112.5	757.5			
	1994.03- 2002.04	MT	R	F	Box Engine D9B(XUD9AU)	210036	Drive Shaft	54T	28	41	63	112.5	1079			
	1994.03- 2002.04	MT		F	Box Engine D9B(XUD9AU)	810012	Outer Joint		28	39	63	112.5	63	I		
1994.03- 2002.04	MT	L	F	Box Engine D9B(XUD9AU)	210037	Drive Shaft	54T	28	37	63	112.5	771				





	 YEAR	TRANSM	L/R	F/R	REMARKS	GSP Ref.	 PRODUCT	 ABS	Technical Specifications									
									A	B	C	H	L	P				
PEUGEOT BOXER (230L)																		
1.9 TD (68 kW)	1994.03- 2002.04	MT	L	F	Box Engine D8C(XUD9UTF)	210033	Drive Shaft	54T	35	41	70	117	762					
	1994.03- 2002.04	MT	R	F	Box Engine D8C(XUD9UTF)	210103	Drive Shaft		28	41	63	112.5	1079					
	1994.03- 2002.04	MT	L	F	Box Engine D8C(XUD9UTF)	210105	Drive Shaft		28	37	63	112.5	771					
	1994.03- 2002.04	MT		F	Box Engine D8C(XUD9UTF)	810011	Outer Joint	54T	35	45	70	117	73	I				
	1994.03- 2002.04	MT	L	F	Box Engine D8C(XUD9UTF)	210067	Drive Shaft		35	41	70	117	762					
	1994.03- 2002.04	MT	R	F	Box Engine D8C(XUD9UTF)	210104	Drive Shaft	54T	28	37	63	112.5	1072					
	1994.03- 2002.04	MT		F	Box Engine D8C(XUD9UTF)	810013	Outer Joint	54T	28	39	63	112.5	63	I				
	1994.03- 2002.04	MT	L	F	Box Engine D8C(XUD9UTF)	210035	Drive Shaft	54T	28	41	63	112.5	757.5					
	1994.03- 2002.04	MT	R	F	Box Engine D8C(XUD9UTF)	210032	Drive Shaft	54T	35	41	70	117	1085					
	1994.03- 2002.04	MT	R	F	Box Engine D8C(XUD9UTF)	210069	Drive Shaft		28	37	63	112.5	1072					
	1994.03- 2002.04	MT		F	Box Engine D8C(XUD9UTF)	810050	Outer Joint		35	45	70	117	73	I				
	1994.03- 2002.04	MT	R	F	Box Engine D8C(XUD9UTF)	210066	Drive Shaft		35	41	70	117	1085					
	1994.03- 2002.04	MT	L	F	Box Engine D8C(XUD9UTF)	210102	Drive Shaft		28	41	63	112.5	757.5					
	1994.03- 2002.04	MT	R	F	Box Engine D8C(XUD9UTF)	210036	Drive Shaft	54T	28	41	63	112.5	1079					
	1994.03- 2002.04	MT		F	Box Engine D8C(XUD9UTF)	810012	Outer Joint		28	39	63	112.5	63	I				
2.0 i (80 kW)	1994.03- 2002.04	MT	L	F	Box Engine D8C(XUD9UTF)	210037	Drive Shaft	54T	28	37	63	112.5	771					
	1994.06- 2002.04	MT	L	F	Box Engine RFW(XU10J2)	210033	Drive Shaft	54T	35	41	70	117	762					
	1994.06- 2002.04	MT	R	F	Box Engine RFW(XU10J2)	210103	Drive Shaft		28	41	63	112.5	1079					
	1994.06- 2002.04	MT	L	F	Box Engine RFW(XU10J2)	210105	Drive Shaft		28	37	63	112.5	771					
	1994.06- 2002.04	MT		F	Box Engine RFW(XU10J2)	810011	Outer Joint	54T	35	45	70	117	73	I				
	1994.06- 2002.04	MT	L	F	Box Engine RFW(XU10J2)	210067	Drive Shaft		35	41	70	117	762					
	1994.06- 2002.04	MT	R	F	Box Engine RFW(XU10J2)	210104	Drive Shaft	54T	28	37	63	112.5	1072					
	1994.06- 2002.04	MT		F	Box Engine RFW(XU10J2)	810013	Outer Joint	54T	28	39	63	112.5	63	I				
	1994.06- 2002.04	MT	L	F	Box Engine RFW(XU10J2)	210035	Drive Shaft	54T	28	41	63	112.5	757.5					
	1994.06- 2002.04	MT	R	F	Box Engine RFW(XU10J2)	210032	Drive Shaft	54T	35	41	70	117	1085					
	1994.06- 2002.04	MT	R	F	Box Engine RFW(XU10J2)	210069	Drive Shaft		28	37	63	112.5	1072					
	1994.06- 2002.04	MT		F	Box Engine RFW(XU10J2)	810050	Outer Joint		35	45	70	117	73	I				
	1994.06- 2002.04	MT	R	F	Box Engine RFW(XU10J2)	210066	Drive Shaft		35	41	70	117	1085					
	1994.06- 2002.04	MT	L	F	Box Engine RFW(XU10J2)	210102	Drive Shaft		28	41	63	112.5	757.5					
	1994.06- 2002.04	MT	R	F	Box Engine RFW(XU10J2)	210036	Drive Shaft	54T	28	41	63	112.5	1079					
1994.06- 2002.04	MT		F	Box Engine RFW(XU10J2)	810012	Outer Joint		28	39	63	112.5	63	I					
2.5 D (63 kW)	1994.03- 2002.04	MT	L	F	Box Engine T9A(DJ5)	210033	Drive Shaft	54T	35	41	70	117	762					
	1994.03- 2002.04	MT	R	F	Box Engine T9A(DJ5)	210103	Drive Shaft		28	41	63	112.5	1079					
	1994.03- 2002.04	MT	L	F	Box Engine T9A(DJ5)	210105	Drive Shaft		28	37	63	112.5	771					
	1994.03- 2002.04	MT		F	Box Engine T9A(DJ5)	810011	Outer Joint	54T	35	45	70	117	73	I				
	1994.03- 2002.04	MT	L	F	Box Engine T9A(DJ5)	210067	Drive Shaft		35	41	70	117	762					
	1994.03- 2002.04	MT	R	F	Box Engine T9A(DJ5)	210104	Drive Shaft	54T	28	37	63	112.5	1072					
	1994.03- 2002.04	MT		F	Box Engine T9A(DJ5)	810013	Outer Joint	54T	28	39	63	112.5	63	I				
	1994.03- 2002.04	MT	L	F	Box Engine T9A(DJ5)	210035	Drive Shaft	54T	28	41	63	112.5	757.5					
	1994.03- 2002.04	MT	R	F	Box Engine T9A(DJ5)	210032	Drive Shaft	54T	35	41	70	117	1085					
	1994.03- 2002.04	MT	R	F	Box Engine T9A(DJ5)	210069	Drive Shaft		28	37	63	112.5	1072					
	1994.03- 2002.04	MT		F	Box Engine T9A(DJ5)	810050	Outer Joint		35	45	70	117	73	I				
	1994.03- 2002.04	MT	R	F	Box Engine T9A(DJ5)	210066	Drive Shaft		35	41	70	117	1085					
	1994.03- 2002.04	MT	L	F	Box Engine T9A(DJ5)	210102	Drive Shaft		28	41	63	112.5	757.5					
	1994.03- 2002.04	MT	R	F	Box Engine T9A(DJ5)	210036	Drive Shaft	54T	28	41	63	112.5	1079					
	1994.03- 2002.04	MT	L	F	Box Engine T9A(DJ5)	810012	Outer Joint		28	39	63	112.5	63	I				
1994.03- 2002.04	MT	L	F	Box Engine T9A(DJ5)	210037	Drive Shaft	54T	28	37	63	112.5	771						
2.5 D 4x4 (63 kW)	1999.07- 2002.04	MT	L	F	All-wheel Drive Box Engine T9A(DJ5)	210033	Drive Shaft	54T	35	41	70	117	762					
	1999.07- 2002.04	MT	R	F	All-wheel Drive Box Engine T9A(DJ5)	210103	Drive Shaft		28	41	63	112.5	1079					
	1999.07- 2002.04	MT	L	F	All-wheel Drive Box Engine T9A(DJ5)	210105	Drive Shaft		28	37	63	112.5	771					
	1999.07- 2002.04	MT		F	All-wheel Drive Box Engine T9A(DJ5)	810011	Outer Joint	54T	35	45	70	117	73	I				
	1999.07- 2002.04	MT	L	F	All-wheel Drive Box Engine T9A(DJ5)	210067	Drive Shaft		35	41	70	117	762					
	1999.07- 2002.04	MT	R	F	All-wheel Drive Box Engine T9A(DJ5)	210104	Drive Shaft	54T	28	37	63	112.5	1072					
	1999.07- 2002.04	MT		F	All-wheel Drive Box Engine T9A(DJ5)	810013	Outer Joint	54T	28	39	63	112.5	63	I				
	1999.07- 2002.04	MT	L	F	All-wheel Drive Box Engine T9A(DJ5)	210035	Drive Shaft	54T	28	41	63	112.5	757.5					
	1999.07- 2002.04	MT	R	F	All-wheel Drive Box Engine T9A(DJ5)	210032	Drive Shaft	54T	35	41	70	117	1085					
	1999.07- 2002.04	MT	R	F	All-wheel Drive Box Engine T9A(DJ5)	210069	Drive Shaft		28	37	63	112.5	1072					
	1999.07- 2002.04	MT		F	All-wheel Drive Box Engine T9A(DJ5)	810050	Outer Joint		35	45	70	117	73	I				
	1999.07- 2002.04	MT	R	F	All-wheel Drive Box Engine T9A(DJ5)	210066	Drive Shaft		35	41	70	117	1085					
	1999.07- 2002.04	MT	L	F	All-wheel Drive Box Engine T9A(DJ5)	210102	Drive Shaft		28	41	63	112.5	757.5					
	1999.07- 2002.04	MT	R	F	All-wheel Drive Box Engine T9A(DJ5)	210036	Drive Shaft	54T	28	41	63	112.5	1079					





	 YEAR	TRANSM	L/R	F/R	REMARKS	GSP Ref.	 PRODUCT	 ABS	Technical Specifications						
									A	B	C	H	L	P	
PEUGEOT BOXER (230L)															
2.5 D 4x4 (63 kW)	1999.07- 2002.04	MT		F	All-wheel Drive Box Engine T9A(DJ5)	810012	Outer Joint		28	39	63	112.5	63	I	
	1999.07- 2002.04	MT	L	F	All-wheel Drive Box Engine T9A(DJ5)	210037	Drive Shaft	54T	28	37	63	112.5	771		
2.5 TD (76 kW)	1994.03- 2002.04	MT	L	F	Box Engine T8A(DJ5T)	210033	Drive Shaft	54T	35	41	70	117	762		
	1994.03- 2002.04	MT	R	F	Box Engine T8A(DJ5T)	210103	Drive Shaft		28	41	63	112.5	1079		
	1994.03- 2002.04	MT	L	F	Box Engine T8A(DJ5T)	210105	Drive Shaft		28	37	63	112.5	771		
	1994.03- 2002.04	MT		F	Box Engine T8A(DJ5T)	810011	Outer Joint	54T	35	45	70	117	73	I	
	1994.03- 2002.04	MT	L	F	Box Engine T8A(DJ5T)	210067	Drive Shaft		35	41	70	117	762		
	1994.03- 2002.04	MT	R	F	Box Engine T8A(DJ5T)	210104	Drive Shaft	54T	28	37	63	112.5	1072		
	1994.03- 2002.04	MT		F	Box Engine T8A(DJ5T)	810013	Outer Joint	54T	28	39	63	112.5	63	I	
	1994.03- 2002.04	MT	L	F	Box Engine T8A(DJ5T)	210035	Drive Shaft	54T	28	41	63	112.5	757.5		
	1994.03- 2002.04	MT	R	F	Box Engine T8A(DJ5T)	210032	Drive Shaft	54T	35	41	70	117	1085		
	1994.03- 2002.04	MT	R	F	Box Engine T8A(DJ5T)	210069	Drive Shaft		28	37	63	112.5	1072		
	1994.03- 2002.04	MT		F	Box Engine T8A(DJ5T)	810050	Outer Joint		35	45	70	117	73	I	
	1994.03- 2002.04	MT	R	F	Box Engine T8A(DJ5T)	210066	Drive Shaft		35	41	70	117	1085		
	1994.03- 2002.04	MT	L	F	Box Engine T8A(DJ5T)	210102	Drive Shaft		28	41	63	112.5	757.5		
	1994.03- 2002.04	MT	R	F	Box Engine T8A(DJ5T)	210036	Drive Shaft	54T	28	41	63	112.5	1079		
2.5 TDi (79 kW)	1994.03- 2002.04	MT		F	Box Engine T8A(DJ5T)	810012	Outer Joint		28	39	63	112.5	63	I	
	1994.03- 2002.04	MT	L	F	Box Engine T8A(DJ5T)	210037	Drive Shaft	54T	28	37	63	112.5	771		
	1997.01- 2002.04	MT	L	F	Box Engine THX(DJ5TED)	210033	Drive Shaft	54T	35	41	70	117	762		
	1997.01- 2002.04	MT	R	F	Box Engine THX(DJ5TED)	210103	Drive Shaft		28	41	63	112.5	1079		
	1997.01- 2002.04	MT	L	F	Box Engine THX(DJ5TED)	210105	Drive Shaft		28	37	63	112.5	771		
	1997.01- 2002.04	MT		F	Box Engine THX(DJ5TED)	810011	Outer Joint	54T	35	45	70	117	73	I	
	1997.01- 2002.04	MT	L	F	Box Engine THX(DJ5TED)	210067	Drive Shaft		35	41	70	117	762		
	1997.01- 2002.04	MT	R	F	Box Engine THX(DJ5TED)	210104	Drive Shaft	54T	28	37	63	112.5	1072		
	1997.01- 2002.04	MT		F	Box Engine THX(DJ5TED)	810013	Outer Joint	54T	28	39	63	112.5	63	I	
	1997.01- 2002.04	MT	L	F	Box Engine THX(DJ5TED)	210035	Drive Shaft	54T	28	41	63	112.5	757.5		
	1997.01- 2002.04	MT	R	F	Box Engine THX(DJ5TED)	210032	Drive Shaft	54T	35	41	70	117	1085		
	1997.01- 2002.04	MT	R	F	Box Engine THX(DJ5TED)	210069	Drive Shaft		28	37	63	112.5	1072		
	1997.01- 2002.04	MT		F	Box Engine THX(DJ5TED)	810050	Outer Joint		35	45	70	117	73	I	
	1997.01- 2002.04	MT	R	F	Box Engine THX(DJ5TED)	210066	Drive Shaft		35	41	70	117	1085		
2.5 TDi 4x4 (79 kW)	1997.01- 2002.04	MT	L	F	Box Engine THX(DJ5TED)	210102	Drive Shaft		28	41	63	112.5	757.5		
	1997.01- 2002.04	MT	R	F	Box Engine THX(DJ5TED)	210036	Drive Shaft	54T	28	41	63	112.5	1079		
	1999.07- 2002.04	MT	L	F	All-wheel Drive Box Engine THX(DJ5TED)	210033	Drive Shaft	54T	35	41	70	117	762		
	1999.07- 2002.04	MT	R	F	All-wheel Drive Box Engine THX(DJ5TED)	210103	Drive Shaft		28	41	63	112.5	1079		
	1999.07- 2002.04	MT	L	F	All-wheel Drive Box Engine THX(DJ5TED)	210105	Drive Shaft		28	37	63	112.5	771		
	1999.07- 2002.04	MT		F	All-wheel Drive Box Engine THX(DJ5TED)	810011	Outer Joint	54T	35	45	70	117	73	I	
	1999.07- 2002.04	MT	L	F	All-wheel Drive Box Engine THX(DJ5TED)	210067	Drive Shaft		35	41	70	117	762		
	1999.07- 2002.04	MT	R	F	All-wheel Drive Box Engine THX(DJ5TED)	210104	Drive Shaft	54T	28	37	63	112.5	1072		
	1999.07- 2002.04	MT		F	All-wheel Drive Box Engine THX(DJ5TED)	810013	Outer Joint	54T	28	39	63	112.5	63	I	
	1999.07- 2002.04	MT	L	F	All-wheel Drive Box Engine THX(DJ5TED)	210035	Drive Shaft	54T	28	41	63	112.5	757.5		
	1999.07- 2002.04	MT	R	F	All-wheel Drive Box Engine THX(DJ5TED)	210032	Drive Shaft	54T	35	41	70	117	1085		
	1999.07- 2002.04	MT	R	F	All-wheel Drive Box Engine THX(DJ5TED)	210069	Drive Shaft		28	37	63	112.5	1072		
	1999.07- 2002.04	MT		F	All-wheel Drive Box Engine THX(DJ5TED)	810050	Outer Joint		35	45	70	117	73	I	
	1999.07- 2002.04	MT	R	F	All-wheel Drive Box Engine THX(DJ5TED)	210066	Drive Shaft		35	41	70	117	1085		
1999.07- 2002.04	MT	L	F	All-wheel Drive Box Engine THX(DJ5TED)	210102	Drive Shaft		28	41	63	112.5	757.5			
2.8 HDi (94 kW)	1999.07- 2002.04	MT	R	F	All-wheel Drive Box Engine THX(DJ5TED)	210036	Drive Shaft	54T	28	41	63	112.5	1079		
	1999.07- 2002.04	MT		F	All-wheel Drive Box Engine THX(DJ5TED)	810012	Outer Joint		28	39	63	112.5	63	I	
	1999.07- 2002.04	MT	L	F	All-wheel Drive Box Engine THX(DJ5TED)	210037	Drive Shaft	54T	28	37	63	112.5	771		
	2000.11- 2002.04	MT	L	F	Box Engine 8140.43S(F28DTCR)	210033	Drive Shaft	54T	35	41	70	117	762		
	2000.11- 2002.04	MT		F	Box Engine 8140.43S(F28DTCR)	810011	Outer Joint	54T	35	45	70	117	73	I	
	2000.11- 2002.04	MT	L	F	Box Engine 8140.43S(F28DTCR)	210067	Drive Shaft		35	41	70	117	762		
2000.11- 2002.04	MT	R	F	Box Engine 8140.43S(F28DTCR)	210032	Drive Shaft	54T	35	41	70	117	1085			
	MT		F	Box Engine 8140.43S(F28DTCR)	810050	Outer Joint		35	45	70	117	73	I		
	MT	R	F	Box Engine 8140.43S(F28DTCR)	210066	Drive Shaft		35	41	70	117	1085			
	BOXER (230P)														
	1.9 D (51 kW)	1994.03- 2002.04	MT	L	F	Bus Engine D9B(XUD9AU)	210033	Drive Shaft	54T	35	41	70	117	762	
		1994.03- 2002.04	MT	R	F	Bus Engine D9B(XUD9AU)	210103	Drive Shaft		28	41	63	112.5	1079	
1994.03- 2002.04		MT	L	F	Bus Engine D9B(XUD9AU)	210105	Drive Shaft		28	37	63	112.5	771		
1994.03- 2002.04		MT		F	Bus Engine D9B(XUD9AU)	810011	Outer Joint	54T	35	45	70	117	73	I	
1994.03- 2002.04		MT	L	F	Bus Engine D9B(XUD9AU)	210067	Drive Shaft		35	41	70	117	762		





	 YEAR	TRANSM	L/R	F/R	REMARKS	GSP Ref.	 PRODUCT	 ABS	Technical Specifications						
									A	B	C	H	L	P	
PEUGEOT BOXER (230P)															
1.9 D (51 kW)	1994.03- 2002.04	MT	R	F	Bus Engine D9B(XUD9AU)	210104	Drive Shaft	54T	28	37	63	112.5	1072		
	1994.03- 2002.04	MT		F	Bus Engine D9B(XUD9AU)	810013	Outer Joint	54T	28	39	63	112.5	63	I	
	1994.03- 2002.04	MT	L	F	Bus Engine D9B(XUD9AU)	210035	Drive Shaft	54T	28	41	63	112.5	757.5		
	1994.03- 2002.04	MT	R	F	Bus Engine D9B(XUD9AU)	210032	Drive Shaft	54T	35	41	70	117	1085		
	1994.03- 2002.04	MT	R	F	Bus Engine D9B(XUD9AU)	210069	Drive Shaft		28	37	63	112.5	1072		
	1994.03- 2002.04	MT		F	Bus Engine D9B(XUD9AU)	810050	Outer Joint		35	45	70	117	73	I	
	1994.03- 2002.04	MT	R	F	Bus Engine D9B(XUD9AU)	210066	Drive Shaft		35	41	70	117	1085		
	1994.03- 2002.04	MT	L	F	Bus Engine D9B(XUD9AU)	210102	Drive Shaft		28	41	63	112.5	757.5		
	1994.03- 2002.04	MT	R	F	Bus Engine D9B(XUD9AU)	210036	Drive Shaft	54T	28	41	63	112.5	1079		
	1994.03- 2002.04	MT		F	Bus Engine D9B(XUD9AU)	810012	Outer Joint		28	39	63	112.5	63	I	
1.9 TD (66 kW)	1994.03- 2002.04	MT	L	F	Bus Engine D9B(XUD9AU)	210037	Drive Shaft	54T	28	37	63	112.5	771		
	1994.08- 2002.04	MT	L	F	Bus Engine DHY(XUD9TE)	210033	Drive Shaft	54T	35	41	70	117	762		
	1994.08- 2002.04	MT	R	F	Bus Engine DHY(XUD9TE)	210103	Drive Shaft		28	41	63	112.5	1079		
	1994.08- 2002.04	MT	L	F	Bus Engine DHY(XUD9TE)	210105	Drive Shaft		28	37	63	112.5	771		
	1994.08- 2002.04	MT		F	Bus Engine DHY(XUD9TE)	810011	Outer Joint	54T	35	45	70	117	73	I	
	1994.08- 2002.04	MT	L	F	Bus Engine DHY(XUD9TE)	210067	Drive Shaft		35	41	70	117	762		
	1994.08- 2002.04	MT	R	F	Bus Engine DHY(XUD9TE)	210104	Drive Shaft	54T	28	37	63	112.5	1072		
	1994.08- 2002.04	MT		F	Bus Engine DHY(XUD9TE)	810013	Outer Joint	54T	28	39	63	112.5	63	I	
	1994.08- 2002.04	MT	L	F	Bus Engine DHY(XUD9TE)	210035	Drive Shaft	54T	28	41	63	112.5	757.5		
	1994.08- 2002.04	MT	R	F	Bus Engine DHY(XUD9TE)	210032	Drive Shaft	54T	35	41	70	117	1085		
1.9 TD (68 kW)	1994.08- 2002.04	MT	R	F	Bus Engine DHY(XUD9TE)	210069	Drive Shaft		28	37	63	112.5	1072		
	1994.08- 2002.04	MT		F	Bus Engine DHY(XUD9TE)	810050	Outer Joint		35	45	70	117	73	I	
	1994.08- 2002.04	MT	R	F	Bus Engine DHY(XUD9TE)	210066	Drive Shaft		35	41	70	117	1085		
	1994.08- 2002.04	MT	L	F	Bus Engine DHY(XUD9TE)	210102	Drive Shaft		28	41	63	112.5	757.5		
	1994.08- 2002.04	MT	R	F	Bus Engine DHY(XUD9TE)	210036	Drive Shaft	54T	28	41	63	112.5	1079		
	1994.08- 2002.04	MT		F	Bus Engine DHY(XUD9TE)	810012	Outer Joint		28	39	63	112.5	63	I	
	1994.08- 2002.04	MT	L	F	Bus Engine DHY(XUD9TE)	210037	Drive Shaft	54T	28	37	63	112.5	771		
	1994.03- 2002.04	MT	L	F	Bus Engine D8C(XUD9UTF)	210033	Drive Shaft	54T	35	41	70	117	762		
	1994.03- 2002.04	MT	R	F	Bus Engine D8C(XUD9UTF)	210103	Drive Shaft		28	41	63	112.5	1079		
	1994.03- 2002.04	MT	L	F	Bus Engine D8C(XUD9UTF)	210105	Drive Shaft		28	37	63	112.5	771		
1.9 TD 4x4 (68 kW)	1994.03- 2002.04	MT		F	Bus Engine D8C(XUD9UTF)	810011	Outer Joint	54T	35	45	70	117	73	I	
	1994.03- 2002.04	MT	L	F	Bus Engine D8C(XUD9UTF)	210067	Drive Shaft		35	41	70	117	762		
	1994.03- 2002.04	MT	R	F	Bus Engine D8C(XUD9UTF)	210104	Drive Shaft	54T	28	37	63	112.5	1072		
	1994.03- 2002.04	MT		F	Bus Engine D8C(XUD9UTF)	810013	Outer Joint	54T	28	39	63	112.5	63	I	
	1994.03- 2002.04	MT	L	F	Bus Engine D8C(XUD9UTF)	210035	Drive Shaft	54T	28	41	63	112.5	757.5		
	1994.03- 2002.04	MT	R	F	Bus Engine D8C(XUD9UTF)	210032	Drive Shaft	54T	35	41	70	117	1085		
	1994.03- 2002.04	MT	R	F	Bus Engine D8C(XUD9UTF)	210069	Drive Shaft		28	37	63	112.5	1072		
	1994.03- 2002.04	MT		F	Bus Engine D8C(XUD9UTF)	810050	Outer Joint		35	45	70	117	73	I	
	1994.03- 2002.04	MT	R	F	Bus Engine D8C(XUD9UTF)	210066	Drive Shaft		35	41	70	117	1085		
	1994.03- 2002.04	MT	L	F	Bus Engine D8C(XUD9UTF)	210102	Drive Shaft		28	41	63	112.5	757.5		
2.0 i (80 kW)	1994.03- 2002.04	MT	R	F	Bus Engine D8C(XUD9UTF)	210036	Drive Shaft	54T	28	41	63	112.5	1079		
	1994.03- 2002.04	MT		F	Bus Engine D8C(XUD9UTF)	810012	Outer Joint		28	39	63	112.5	63	I	
	1994.03- 2002.04	MT	L	F	Bus Engine D8C(XUD9UTF)	210037	Drive Shaft	54T	28	37	63	112.5	771		
	1996.07- 2002.04	MT	L	F	All-wheel Drive Bus Engine D8C(XUD9UTF)	210033	Drive Shaft	54T	35	41	70	117	762		
	1996.07- 2002.04	MT	R	F	All-wheel Drive Bus Engine D8C(XUD9UTF)	210103	Drive Shaft		28	41	63	112.5	1079		
	1996.07- 2002.04	MT	L	F	All-wheel Drive Bus Engine D8C(XUD9UTF)	210105	Drive Shaft		28	37	63	112.5	771		
	1996.07- 2002.04	MT		F	All-wheel Drive Bus Engine D8C(XUD9UTF)	810011	Outer Joint	54T	35	45	70	117	73	I	
	1996.07- 2002.04	MT	L	F	All-wheel Drive Bus Engine D8C(XUD9UTF)	210067	Drive Shaft		35	41	70	117	762		
	1996.07- 2002.04	MT	R	F	All-wheel Drive Bus Engine D8C(XUD9UTF)	210104	Drive Shaft	54T	28	37	63	112.5	1072		
	1996.07- 2002.04	MT		F	All-wheel Drive Bus Engine D8C(XUD9UTF)	810013	Outer Joint	54T	28	39	63	112.5	63	I	





	 YEAR	TRANSM	L/R	F/R	REMARKS	GSP Ref.	 PRODUCT	 ABS	Technical Specifications						
									A	B	C	H	L	P	
PEUGEOT BOXER (230P)															
2.0 i (80 kW)	1994.03- 2002.04	MT		F	Bus Engine RFW(XU10J2)	810011	Outer Joint	54T	35	45	70	117	73	I	
	1994.03- 2002.04	MT	L	F	Bus Engine RFW(XU10J2)	210067	Drive Shaft		35	41	70	117	762		
	1994.03- 2002.04	MT	R	F	Bus Engine RFW(XU10J2)	210104	Drive Shaft	54T	28	37	63	112.5	1072		
	1994.03- 2002.04	MT		F	Bus Engine RFW(XU10J2)	810013	Outer Joint	54T	28	39	63	112.5	63	I	
	1994.03- 2002.04	MT	L	F	Bus Engine RFW(XU10J2)	210035	Drive Shaft	54T	28	41	63	112.5	757.5		
	1994.03- 2002.04	MT	R	F	Bus Engine RFW(XU10J2)	210032	Drive Shaft	54T	35	41	70	117	1085		
	1994.03- 2002.04	MT	R	F	Bus Engine RFW(XU10J2)	210069	Drive Shaft		28	37	63	112.5	1072		
	1994.03- 2002.04	MT		F	Bus Engine RFW(XU10J2)	810050	Outer Joint		35	45	70	117	73	I	
	1994.03- 2002.04	MT	R	F	Bus Engine RFW(XU10J2)	210066	Drive Shaft		35	41	70	117	1085		
	1994.03- 2002.04	MT	L	F	Bus Engine RFW(XU10J2)	210102	Drive Shaft		28	41	63	112.5	757.5		
	1994.03- 2002.04	MT	R	F	Bus Engine RFW(XU10J2)	210036	Drive Shaft	54T	28	41	63	112.5	1079		
	1994.03- 2002.04	MT		F	Bus Engine RFW(XU10J2)	810012	Outer Joint		28	39	63	112.5	63	I	
	1994.03- 2002.04	MT	L	F	Bus Engine RFW(XU10J2)	210037	Drive Shaft	54T	28	37	63	112.5	771		
2.0 i 4x4 (80 kW)	1996.08- 2002.04	MT	L	F	All-wheel Drive Bus Engine RFW(XU10J2)	210033	Drive Shaft	54T	35	41	70	117	762		
	1996.08- 2002.04	MT	R	F	All-wheel Drive Bus Engine RFW(XU10J2)	210103	Drive Shaft		28	41	63	112.5	1079		
	1996.08- 2002.04	MT	L	F	All-wheel Drive Bus Engine RFW(XU10J2)	210105	Drive Shaft		28	37	63	112.5	771		
	1996.08- 2002.04	MT		F	All-wheel Drive Bus Engine RFW(XU10J2)	810011	Outer Joint	54T	35	45	70	117	73	I	
	1996.08- 2002.04	MT	L	F	All-wheel Drive Bus Engine RFW(XU10J2)	210067	Drive Shaft		35	41	70	117	762		
	1996.08- 2002.04	MT	R	F	All-wheel Drive Bus Engine RFW(XU10J2)	210104	Drive Shaft	54T	28	37	63	112.5	1072		
	1996.08- 2002.04	MT		F	All-wheel Drive Bus Engine RFW(XU10J2)	810013	Outer Joint	54T	28	39	63	112.5	63	I	
	1996.08- 2002.04	MT	L	F	All-wheel Drive Bus Engine RFW(XU10J2)	210035	Drive Shaft	54T	28	41	63	112.5	757.5		
	1996.08- 2002.04	MT	R	F	All-wheel Drive Bus Engine RFW(XU10J2)	210032	Drive Shaft	54T	35	41	70	117	1085		
	1996.08- 2002.04	MT		F	All-wheel Drive Bus Engine RFW(XU10J2)	810050	Outer Joint		35	45	70	117	73	I	
	1996.08- 2002.04	MT	R	F	All-wheel Drive Bus Engine RFW(XU10J2)	210066	Drive Shaft		35	41	70	117	1085		
	1996.08- 2002.04	MT	L	F	All-wheel Drive Bus Engine RFW(XU10J2)	210102	Drive Shaft		28	41	63	112.5	757.5		
	1996.08- 2002.04	MT	R	F	All-wheel Drive Bus Engine RFW(XU10J2)	210036	Drive Shaft	54T	28	41	63	112.5	1079		
	1996.08- 2002.04	MT		F	All-wheel Drive Bus Engine RFW(XU10J2)	810012	Outer Joint		28	39	63	112.5	63	I	
	1996.08- 2002.04	MT	L	F	All-wheel Drive Bus Engine RFW(XU10J2)	210037	Drive Shaft	54T	28	37	63	112.5	771		
	2.5 D (63 kW)	1994.08- 2002.04	MT	L	F	Bus Engine T9A(DJ5)	210033	Drive Shaft	54T	35	41	70	117	762	
1994.08- 2002.04		MT	R	F	Bus Engine T9A(DJ5)	210103	Drive Shaft		28	41	63	112.5	1079		
1994.08- 2002.04		MT	L	F	Bus Engine T9A(DJ5)	210105	Drive Shaft		28	37	63	112.5	771		
1994.08- 2002.04		MT		F	Bus Engine T9A(DJ5)	810011	Outer Joint	54T	35	45	70	117	73	I	
1994.08- 2002.04		MT	L	F	Bus Engine T9A(DJ5)	210067	Drive Shaft		35	41	70	117	762		
1994.08- 2002.04		MT	R	F	Bus Engine T9A(DJ5)	210104	Drive Shaft	54T	28	37	63	112.5	1072		
1994.08- 2002.04		MT		F	Bus Engine T9A(DJ5)	810013	Outer Joint	54T	28	39	63	112.5	63	I	
1994.08- 2002.04		MT	L	F	Bus Engine T9A(DJ5)	210035	Drive Shaft	54T	28	41	63	112.5	757.5		
1994.08- 2002.04		MT	R	F	Bus Engine T9A(DJ5)	210032	Drive Shaft	54T	35	41	70	117	1085		
1994.08- 2002.04		MT	R	F	Bus Engine T9A(DJ5)	210069	Drive Shaft		28	37	63	112.5	1072		
1994.08- 2002.04		MT		F	Bus Engine T9A(DJ5)	810050	Outer Joint		35	45	70	117	73	I	
1994.08- 2002.04		MT	R	F	Bus Engine T9A(DJ5)	210066	Drive Shaft		35	41	70	117	1085		
1994.08- 2002.04		MT	L	F	Bus Engine T9A(DJ5)	210102	Drive Shaft		28	41	63	112.5	757.5		
1994.08- 2002.04		MT	R	F	Bus Engine T9A(DJ5)	210036	Drive Shaft	54T	28	41	63	112.5	1079		
1994.08- 2002.04	MT		F	Bus Engine T9A(DJ5)	810012	Outer Joint		28	39	63	112.5	63	I		
1994.08- 2002.04	MT	L	F	Bus Engine T9A(DJ5)	210037	Drive Shaft	54T	28	37	63	112.5	771			
2.5 D 4x4 (63 kW)	1996.07- 2002.04	MT	L	F	All-wheel Drive Bus Engine T9A(DJ5)	210033	Drive Shaft	54T	35	41	70	117	762		
	1996.07- 2002.04	MT	R	F	All-wheel Drive Bus Engine T9A(DJ5)	210103	Drive Shaft		28	41	63	112.5	1079		
	1996.07- 2002.04	MT	L	F	All-wheel Drive Bus Engine T9A(DJ5)	210105	Drive Shaft		28	37	63	112.5	771		
	1996.07- 2002.04	MT		F	All-wheel Drive Bus Engine T9A(DJ5)	810011	Outer Joint	54T	35	45	70	117	73	I	
	1996.07- 2002.04	MT	L	F	All-wheel Drive Bus Engine T9A(DJ5)	210067	Drive Shaft		35	41	70	117	762		
	1996.07- 2002.04	MT	R	F	All-wheel Drive Bus Engine T9A(DJ5)	210104	Drive Shaft	54T	28	37	63	112.5	1072		
	1996.07- 2002.04	MT		F	All-wheel Drive Bus Engine T9A(DJ5)	810013	Outer Joint	54T	28	39	63	112.5	63	I	
	1996.07- 2002.04	MT	L	F	All-wheel Drive Bus Engine T9A(DJ5)	210035	Drive Shaft	54T	28	41	63	112.5	757.5		
	1996.07- 2002.04	MT	R	F	All-wheel Drive Bus Engine T9A(DJ5)	210032	Drive Shaft	54T	35	41	70	117	1085		
	1996.07- 2002.04	MT	R	F	All-wheel Drive Bus Engine T9A(DJ5)	210069	Drive Shaft		28	37	63	112.5	1072		
	1996.07- 2002.04	MT		F	All-wheel Drive Bus Engine T9A(DJ5)	810050	Outer Joint		35	45	70	117	73	I	
	1996.07- 2002.04	MT	R	F	All-wheel Drive Bus Engine T9A(DJ5)	210066	Drive Shaft		35	41	70	117	1085		
	1996.07- 2002.04	MT	L	F	All-wheel Drive Bus Engine T9A(DJ5)	210102	Drive Shaft		28	41	63	112.5	757.5		
	1996.07- 2002.04	MT	R	F	All-wheel Drive Bus Engine T9A(DJ5)	210036	Drive Shaft	54T	28	41	63	112.5	1079		
	1996.07- 2002.04	MT		F	All-wheel Drive Bus Engine T9A(DJ5)	810012	Outer Joint		28	39	63	112.5	63	I	
	1996.07- 2002.04	MT	L	F	All-wheel Drive Bus Engine T9A(DJ5)	210037	Drive Shaft	54T	28	37	63	112.5	771		





	 YEAR	TRANSM	L/R	F/R	REMARKS	GSP Ref.	 PRODUCT	 ABS	Technical Specifications						
									A	B	C	H	L	P	
PEUGEOT BOXER (230P)															
2.5 TD (76 kW)															
	1994.07- 2002.04	MT	L	F	Bus Engine T8A(DJ5T)	210033	Drive Shaft	54T	35	41	70	117	762		
	1994.07- 2002.04	MT	R	F	Bus Engine T8A(DJ5T)	210103	Drive Shaft		28	41	63	112.5	1079		
	1994.07- 2002.04	MT	L	F	Bus Engine T8A(DJ5T)	210105	Drive Shaft		28	37	63	112.5	771		
	1994.07- 2002.04	MT	F	F	Bus Engine T8A(DJ5T)	810011	Outer Joint	54T	35	45	70	117	73	I	
	1994.07- 2002.04	MT	L	F	Bus Engine T8A(DJ5T)	210067	Drive Shaft		35	41	70	117	762		
	1994.07- 2002.04	MT	R	F	Bus Engine T8A(DJ5T)	210104	Drive Shaft	54T	28	37	63	112.5	1072		
	1994.07- 2002.04	MT		F	Bus Engine T8A(DJ5T)	810013	Outer Joint	54T	28	39	63	112.5	63	I	
	1994.07- 2002.04	MT	L	F	Bus Engine T8A(DJ5T)	210035	Drive Shaft	54T	28	41	63	112.5	757.5		
	1994.07- 2002.04	MT	R	F	Bus Engine T8A(DJ5T)	210032	Drive Shaft	54T	35	41	70	117	1085		
	1994.07- 2002.04	MT	R	F	Bus Engine T8A(DJ5T)	210069	Drive Shaft		28	37	63	112.5	1072		
	1994.07- 2002.04	MT		F	Bus Engine T8A(DJ5T)	810050	Outer Joint		35	45	70	117	73	I	
	1994.07- 2002.04	MT	R	F	Bus Engine T8A(DJ5T)	210066	Drive Shaft		35	41	70	117	1085		
	1994.07- 2002.04	MT	L	F	Bus Engine T8A(DJ5T)	210102	Drive Shaft		28	41	63	112.5	757.5		
	1994.07- 2002.04	MT	R	F	Bus Engine T8A(DJ5T)	210036	Drive Shaft	54T	28	41	63	112.5	1079		
	1994.07- 2002.04	MT		F	Bus Engine T8A(DJ5T)	810012	Outer Joint		28	39	63	112.5	63	I	
	1994.07- 2002.04	MT	L	F	Bus Engine T8A(DJ5T)	210037	Drive Shaft	54T	28	37	63	112.5	771		
2.5 TD 4x4 (76 kW)															
	1996.07- 2002.04	MT	L	F	All-wheel Drive Bus Engine T8A(DJ5T)	210033	Drive Shaft	54T	35	41	70	117	762		
	1996.07- 2002.04	MT	R	F	All-wheel Drive Bus Engine T8A(DJ5T)	210103	Drive Shaft		28	41	63	112.5	1079		
	1996.07- 2002.04	MT	L	F	All-wheel Drive Bus Engine T8A(DJ5T)	210105	Drive Shaft		28	37	63	112.5	771		
	1996.07- 2002.04	MT	F	F	All-wheel Drive Bus Engine T8A(DJ5T)	810011	Outer Joint	54T	35	45	70	117	73	I	
	1996.07- 2002.04	MT	L	F	All-wheel Drive Bus Engine T8A(DJ5T)	210067	Drive Shaft		35	41	70	117	762		
	1996.07- 2002.04	MT	R	F	All-wheel Drive Bus Engine T8A(DJ5T)	210104	Drive Shaft	54T	28	37	63	112.5	1072		
	1996.07- 2002.04	MT		F	All-wheel Drive Bus Engine T8A(DJ5T)	810013	Outer Joint	54T	28	39	63	112.5	63	I	
	1996.07- 2002.04	MT	L	F	All-wheel Drive Bus Engine T8A(DJ5T)	210035	Drive Shaft	54T	28	41	63	112.5	757.5		
	1996.07- 2002.04	MT	R	F	All-wheel Drive Bus Engine T8A(DJ5T)	210032	Drive Shaft	54T	35	41	70	117	1085		
	1996.07- 2002.04	MT	R	F	All-wheel Drive Bus Engine T8A(DJ5T)	210069	Drive Shaft		28	37	63	112.5	1072		
	1996.07- 2002.04	MT		F	All-wheel Drive Bus Engine T8A(DJ5T)	810050	Outer Joint		35	45	70	117	73	I	
	1996.07- 2002.04	MT	R	F	All-wheel Drive Bus Engine T8A(DJ5T)	210066	Drive Shaft		35	41	70	117	1085		
	1996.07- 2002.04	MT	L	F	All-wheel Drive Bus Engine T8A(DJ5T)	210102	Drive Shaft		28	41	63	112.5	757.5		
	1996.07- 2002.04	MT	R	F	All-wheel Drive Bus Engine T8A(DJ5T)	210036	Drive Shaft	54T	28	41	63	112.5	1079		
	1996.07- 2002.04	MT		F	All-wheel Drive Bus Engine T8A(DJ5T)	810012	Outer Joint		28	39	63	112.5	63	I	
	1996.07- 2002.04	MT	L	F	All-wheel Drive Bus Engine T8A(DJ5T)	210037	Drive Shaft	54T	28	37	63	112.5	771		
2.5 TDi (79 kW)															
	1997.01- 2002.04	MT	L	F	Bus Engine THX(DJ5TED)	210033	Drive Shaft	54T	35	41	70	117	762		
	1997.01- 2002.04	MT	R	F	Bus Engine THX(DJ5TED)	210103	Drive Shaft		28	41	63	112.5	1079		
	1997.01- 2002.04	MT	L	F	Bus Engine THX(DJ5TED)	210105	Drive Shaft		28	37	63	112.5	771		
	1997.01- 2002.04	MT		F	Bus Engine THX(DJ5TED)	810011	Outer Joint	54T	35	45	70	117	73	I	
	1997.01- 2002.04	MT	L	F	Bus Engine THX(DJ5TED)	210067	Drive Shaft		35	41	70	117	762		
	1997.01- 2002.04	MT	R	F	Bus Engine THX(DJ5TED)	210104	Drive Shaft	54T	28	37	63	112.5	1072		
	1997.01- 2002.04	MT		F	Bus Engine THX(DJ5TED)	810013	Outer Joint	54T	28	39	63	112.5	63	I	
	1997.01- 2002.04	MT	L	F	Bus Engine THX(DJ5TED)	210035	Drive Shaft	54T	28	41	63	112.5	757.5		
	1997.01- 2002.04	MT	R	F	Bus Engine THX(DJ5TED)	210032	Drive Shaft	54T	35	41	70	117	1085		
	1997.01- 2002.04	MT	R	F	Bus Engine THX(DJ5TED)	210069	Drive Shaft		28	37	63	112.5	1072		
	1997.01- 2002.04	MT		F	Bus Engine THX(DJ5TED)	810050	Outer Joint		35	45	70	117	73	I	
	1997.01- 2002.04	MT	R	F	Bus Engine THX(DJ5TED)	210066	Drive Shaft		35	41	70	117	1085		
	1997.01- 2002.04	MT	L	F	Bus Engine THX(DJ5TED)	210102	Drive Shaft		28	41	63	112.5	757.5		
	1997.01- 2002.04	MT	R	F	Bus Engine THX(DJ5TED)	210036	Drive Shaft	54T	28	41	63	112.5	1079		
	1997.01- 2002.04	MT		F	Bus Engine THX(DJ5TED)	810012	Outer Joint		28	39	63	112.5	63	I	
	1997.01- 2002.04	MT	L	F	Bus Engine THX(DJ5TED)	210037	Drive Shaft	54T	28	37	63	112.5	771		
2.5 TDi 4x4 (79 kW)															
	1997.01- 2002.04	MT	L	F	All-wheel Drive Bus Engine THX(DJ5TED)	210033	Drive Shaft	54T	35	41	70	117	762		
	1997.01- 2002.04	MT	R	F	All-wheel Drive Bus Engine THX(DJ5TED)	210103	Drive Shaft		28	41	63	112.5	1079		
	1997.01- 2002.04	MT	L	F	All-wheel Drive Bus Engine THX(DJ5TED)	210105	Drive Shaft		28	37	63	112.5	771		
	1997.01- 2002.04	MT		F	All-wheel Drive Bus Engine THX(DJ5TED)	810011	Outer Joint	54T	35	45	70	117	73	I	
	1997.01- 2002.04	MT	L	F	All-wheel Drive Bus Engine THX(DJ5TED)	210067	Drive Shaft		35	41	70	117	762		
	1997.01- 2002.04	MT	R	F	All-wheel Drive Bus Engine THX(DJ5TED)	210104	Drive Shaft	54T	28	37	63	112.5	1072		
	1997.01- 2002.04	MT		F	All-wheel Drive Bus Engine THX(DJ5TED)	810013	Outer Joint	54T	28	39	63	112.5	63	I	
	1997.01- 2002.04	MT	L	F	All-wheel Drive Bus Engine THX(DJ5TED)	210035	Drive Shaft	54T	28	41	63	112.5	757.5		
	1997.01- 2002.04	MT	R	F	All-wheel Drive Bus Engine THX(DJ5TED)	210032	Drive Shaft	54T	35	41	70	117	1085		
	1997.01- 2002.04	MT	R	F	All-wheel Drive Bus Engine THX(DJ5TED)	210069	Drive Shaft		28	37	63	112.5	1072		
	1997.01- 2002.04	MT		F	All-wheel Drive Bus Engine THX(DJ5TED)	810050	Outer Joint		35	45	70	117	73	I	
	1997.01- 2002.04	MT	R	F	All-wheel Drive Bus Engine THX(DJ5TED)	210066	Drive Shaft		35	41	70	117	1085		
	1997.01- 2002.04	MT	L	F	All-wheel Drive Bus Engine THX(DJ5TED)	210102	Drive Shaft		28	41	63	112.5	757.5		
	1997.01- 2002.04	MT	R	F	All-wheel Drive Bus Engine THX(DJ5TED)	210036	Drive Shaft	54T	28	41	63	112.5	1079		





	 YEAR	TRANSM	L/R	F/R	REMARKS	GSP Ref.	 PRODUCT	 ABS	Technical Specifications							
									A	B	C	H	L	P		
PEUGEOT BOXER (230P)																
2.5 TDi 4x4 (79 kW)	1997.01- 2002.04	MT		F	All-wheel Drive Bus Engine THX(DJ5TED)	810012	Outer Joint		28	39	63	112.5	63	I		
	1997.01- 2002.04	MT	L	F	All-wheel Drive Bus Engine THX(DJ5TED)	210037	Drive Shaft	54T	28	37	63	112.5	771			
2.8 HDi (94 kW)	2000.11- 2002.04	MT	L	F	Bus Engine 8140.43S(F28DTCR)	210033	Drive Shaft	54T	35	41	70	117	762			
	2000.11- 2002.04	MT		F	Bus Engine 8140.43S(F28DTCR)	810011	Outer Joint	54T	35	45	70	117	73	I		
	2000.11- 2002.04	MT	L	F	Bus Engine 8140.43S(F28DTCR)	210067	Drive Shaft		35	41	70	117	762			
	2000.11- 2002.04	MT	R	F	Bus Engine 8140.43S(F28DTCR)	210032	Drive Shaft	54T	35	41	70	117	1085			
	2000.11- 2002.04	MT		F	Bus Engine 8140.43S(F28DTCR)	810050	Outer Joint		35	45	70	117	73	I		
	2000.11- 2002.04	MT	R	F	Bus Engine 8140.43S(F28DTCR)	210066	Drive Shaft		35	41	70	117	1085			
BOXER (244)																
2.0 (81 kW)	2002.04-	MT		F	Box Engine RFL(XU10J2U)	810011	Outer Joint	54T	35	45	70	117	73	I		
	2002.04-	MT		F	Box Engine RFL(XU10J2U)	810013	Outer Joint	54T	28	39	63	112.5	63	I		
2.0 HDi (62 kW)	2002.04-	MT		F	Box Engine RHV(DW10TD)/RHV(DW10UTD)	810013	Outer Joint	54T	28	39	63	112.5	63	I		
	2002.04-	MT		F	Platform/Chassis Engine RHV(DW10TD)/RHV(DW10UTD)	810013	Outer Joint	54T	28	39	63	112.5	63	I		
2.8 HDi (94 kW)	2002.04-	MT		F	Box Engine 8140.43S(F28DTCR)	810011	Outer Joint	54T	35	45	70	117	73	I		
	2002.04-	MT		F	Platform/Chassis Engine 8140.43S(F28DTCR)	810011	Outer Joint	54T	35	45	70	117	73	I		
	2002.04-	MT		F	Box Engine 8140.43S(F28DTCR)	810013	Outer Joint	54T	28	39	63	112.5	63	I		
	2002.04-	MT		F	Platform/Chassis Engine 8140.43S(F28DTCR)	810013	Outer Joint	54T	28	39	63	112.5	63	I		
2.8 HDi 4x4 (94 kW)	2002.04-	MT		F	All-wheel Drive Box Engine 8140.43S(F28DTCR)	810013	Outer Joint	54T	28	39	63	112.5	63	I		
	2002.04-	MT		F	All-wheel Drive Platform/Chassis Engine 8140.43S(F28DTCR)	810013	Outer Joint	54T	28	39	63	112.5	63	I		
BOXER (244, Z_)																
2.0 (81 kW)	2002.04-	MT		F	Bus Engine RFL(XU10J2U)	810011	Outer Joint	54T	35	45	70	117	73	I		
	2002.04-	MT		F	Bus Engine RFL(XU10J2U)	810013	Outer Joint	54T	28	39	63	112.5	63	I		
2.0 HDi (62 kW)	2002.04-	MT		F	Bus Engine RHV(DW10TD)/RHV(DW10UTD)	810013	Outer Joint	54T	28	39	63	112.5	63	I		
2.8 HDi (94 kW)	2002.04-	MT		F	Bus Engine 8140.43S(F28DTCR)	810011	Outer Joint	54T	35	45	70	117	73	I		
	2002.04-	MT		F	Bus Engine 8140.43S(F28DTCR)	810013	Outer Joint	54T	28	39	63	112.5	63	I		
2.8 HDi 4x4 (94 kW)	2002.04-	MT		F	All-wheel Drive Bus Engine 8140.43S(F28DTCR)	810013	Outer Joint	54T	28	39	63	112.5	63	I		
BOXER (ZCT_)																
1.9 TD (66 kW)	1998.12- 2002.04	MT	R	F	Platform/Chassis Engine DHY(XUD9TE)	210103	Drive Shaft		28	41	63	112.5	1079			
	1998.12- 2002.04	MT	L	F	Platform/Chassis Engine DHY(XUD9TE)	210033	Drive Shaft	54T	35	41	70	117	762			
	1998.12- 2002.04	MT	L	F	Platform/Chassis Engine DHY(XUD9TE)	210105	Drive Shaft		28	37	63	112.5	771			
	1998.12- 2002.04	MT		F	Platform/Chassis Engine DHY(XUD9TE)	810011	Outer Joint	54T	35	45	70	117	73	I		
	1998.12- 2002.04	MT	L	F	Platform/Chassis Engine DHY(XUD9TE)	210067	Drive Shaft		35	41	70	117	762			
	1998.12- 2002.04	MT	R	F	Platform/Chassis Engine DHY(XUD9TE)	210104	Drive Shaft	54T	28	37	63	112.5	1072			
	1998.12- 2002.04	MT	L	F	Platform/Chassis Engine DHY(XUD9TE)	210035	Drive Shaft	54T	28	41	63	112.5	757.5			
	1998.12- 2002.04	MT		F	Platform/Chassis Engine DHY(XUD9TE)	810013	Outer Joint	54T	28	39	63	112.5	63	I		
	1998.12- 2002.04	MT	R	F	Platform/Chassis Engine DHY(XUD9TE)	210032	Drive Shaft	54T	35	41	70	117	1085			
	1998.12- 2002.04	MT	R	F	Platform/Chassis Engine DHY(XUD9TE)	210069	Drive Shaft		28	37	63	112.5	1072			
	1998.12- 2002.04	MT		F	Platform/Chassis Engine DHY(XUD9TE)	810050	Outer Joint		35	45	70	117	73	I		
	1998.12- 2002.04	MT	R	F	Platform/Chassis Engine DHY(XUD9TE)	210066	Drive Shaft		35	41	70	117	1085			
	1998.12- 2002.04	MT	L	F	Platform/Chassis Engine DHY(XUD9TE)	210102	Drive Shaft		28	41	63	112.5	757.5			
	1998.12- 2002.04	MT	R	F	Platform/Chassis Engine DHY(XUD9TE)	210036	Drive Shaft	54T	28	41	63	112.5	1079			
	1998.12- 2002.04	MT		F	Platform/Chassis Engine DHY(XUD9TE)	810012	Outer Joint		28	39	63	112.5	63	I		
1998.12- 2002.04	MT	L	F	Platform/Chassis Engine DHY(XUD9TE)	210037	Drive Shaft	54T	28	37	63	112.5	771				
1.9 TD (68 kW)	1996.07- 2002.04	MT	R	F	Platform/Chassis Engine D8C(XUD9UTF)	210103	Drive Shaft		28	41	63	112.5	1079			
	1996.07- 2002.04	MT	L	F	Platform/Chassis Engine D8C(XUD9UTF)	210033	Drive Shaft	54T	35	41	70	117	762			
	1996.07- 2002.04	MT	L	F	Platform/Chassis Engine D8C(XUD9UTF)	210105	Drive Shaft		28	37	63	112.5	771			
	1996.07- 2002.04	MT		F	Platform/Chassis Engine D8C(XUD9UTF)	810011	Outer Joint	54T	35	45	70	117	73	I		
	1996.07- 2002.04	MT	L	F	Platform/Chassis Engine D8C(XUD9UTF)	210067	Drive Shaft		35	41	70	117	762			
	1996.07- 2002.04	MT	R	F	Platform/Chassis Engine D8C(XUD9UTF)	210104	Drive Shaft	54T	28	37	63	112.5	1072			
	1996.07- 2002.04	MT	L	F	Platform/Chassis Engine D8C(XUD9UTF)	210035	Drive Shaft	54T	28	41	63	112.5	757.5			
	1996.07- 2002.04	MT		F	Platform/Chassis Engine D8C(XUD9UTF)	810013	Outer Joint	54T	28	39	63	112.5	63	I		
	1996.07- 2002.04	MT	R	F	Platform/Chassis Engine D8C(XUD9UTF)	210032	Drive Shaft	54T	35	41	70	117	1085			
	1996.07- 2002.04	MT	R	F	Platform/Chassis Engine D8C(XUD9UTF)	210069	Drive Shaft		28	37	63	112.5	1072			
	1996.07- 2002.04	MT		F	Platform/Chassis Engine D8C(XUD9UTF)	810050	Outer Joint		35	45	70	117	73	I		
	1996.07- 2002.04	MT	R	F	Platform/Chassis Engine D8C(XUD9UTF)	210066	Drive Shaft		35	41	70	117	1085			
	1996.07- 2002.04	MT	L	F	Platform/Chassis Engine D8C(XUD9UTF)	210102	Drive Shaft		28	41	63	112.5	757.5			
	1996.07- 2002.04	MT	R	F	Platform/Chassis Engine D8C(XUD9UTF)	210036	Drive Shaft	54T	28	41	63	112.5	1079			
	1996.07- 2002.04	MT		F	Platform/Chassis Engine D8C(XUD9UTF)	810012	Outer Joint		28	39	63	112.5	63	I		
1996.07- 2002.04	MT	L	F	Platform/Chassis Engine D8C(XUD9UTF)	210037	Drive Shaft	54T	28	37	63	112.5	771				
2.0 i (80 kW)	1994.06- 2002.04	MT	R	F	Platform/Chassis Engine RFW(XU10J2)	210103	Drive Shaft		28	41	63	112.5	1079			
	1994.06- 2002.04	MT	L	F	Platform/Chassis Engine RFW(XU10J2)	210033	Drive Shaft	54T	35	41	70	117	762			
	1994.06- 2002.04	MT	L	F	Platform/Chassis Engine RFW(XU10J2)	210105	Drive Shaft		28	37	63	112.5	771			





	 YEAR	TRANSM	L/R	F/R	REMARKS	GSP Ref.	 PRODUCT	 ABS	Technical Specifications							
									A	B	C	H	L	P		
PEUGEOT BOXER (ZCT_)																
2.0 i (80 kW)	1994.06- 2002.04	MT		F	Platform/Chassis Engine RFW(XU10J2)	810011	Outer Joint	54T	35	45	70	117	73	I		
	1994.06- 2002.04	MT	L	F	Platform/Chassis Engine RFW(XU10J2)	210067	Drive Shaft		35	41	70	117	762			
	1994.06- 2002.04	MT	R	F	Platform/Chassis Engine RFW(XU10J2)	210104	Drive Shaft	54T	28	37	63	112.5	1072			
	1994.06- 2002.04	MT	L	F	Platform/Chassis Engine RFW(XU10J2)	210035	Drive Shaft	54T	28	41	63	112.5	757.5			
	1994.06- 2002.04	MT		F	Platform/Chassis Engine RFW(XU10J2)	810013	Outer Joint	54T	28	39	63	112.5	63	I		
	1994.06- 2002.04	MT	R	F	Platform/Chassis Engine RFW(XU10J2)	210032	Drive Shaft	54T	35	41	70	117	1085			
	1994.06- 2002.04	MT	R	F	Platform/Chassis Engine RFW(XU10J2)	210069	Drive Shaft		28	37	63	112.5	1072			
	1994.06- 2002.04	MT		F	Platform/Chassis Engine RFW(XU10J2)	810050	Outer Joint		35	45	70	117	73	I		
	1994.06- 2002.04	MT	R	F	Platform/Chassis Engine RFW(XU10J2)	210066	Drive Shaft		35	41	70	117	1085			
	1994.06- 2002.04	MT	L	F	Platform/Chassis Engine RFW(XU10J2)	210102	Drive Shaft		28	41	63	112.5	757.5			
	1994.06- 2002.04	MT	R	F	Platform/Chassis Engine RFW(XU10J2)	210036	Drive Shaft	54T	28	41	63	112.5	1079			
	1994.06- 2002.04	MT		F	Platform/Chassis Engine RFW(XU10J2)	810012	Outer Joint		28	39	63	112.5	63	I		
1994.06- 2002.04	MT	L	F	Platform/Chassis Engine RFW(XU10J2)	210037	Drive Shaft	54T	28	37	63	112.5	771				
2.5 D (63 kW)	1994.03- 2002.04	MT	R	F	Platform/Chassis Engine T9A(DJ5)	210103	Drive Shaft		28	41	63	112.5	1079			
	1994.03- 2002.04	MT	L	F	Platform/Chassis Engine T9A(DJ5)	210033	Drive Shaft	54T	35	41	70	117	762			
	1994.03- 2002.04	MT	L	F	Platform/Chassis Engine T9A(DJ5)	210105	Drive Shaft		28	37	63	112.5	771			
	1994.03- 2002.04	MT		F	Platform/Chassis Engine T9A(DJ5)	810011	Outer Joint	54T	35	45	70	117	73	I		
	1994.03- 2002.04	MT	L	F	Platform/Chassis Engine T9A(DJ5)	210067	Drive Shaft		35	41	70	117	762			
	1994.03- 2002.04	MT	R	F	Platform/Chassis Engine T9A(DJ5)	210104	Drive Shaft	54T	28	37	63	112.5	1072			
	1994.03- 2002.04	MT	L	F	Platform/Chassis Engine T9A(DJ5)	210035	Drive Shaft	54T	28	41	63	112.5	757.5			
	1994.03- 2002.04	MT		F	Platform/Chassis Engine T9A(DJ5)	810013	Outer Joint	54T	28	39	63	112.5	63	I		
	1994.03- 2002.04	MT	R	F	Platform/Chassis Engine T9A(DJ5)	210032	Drive Shaft	54T	35	41	70	117	1085			
	1994.03- 2002.04	MT	R	F	Platform/Chassis Engine T9A(DJ5)	210069	Drive Shaft		28	37	63	112.5	1072			
	1994.03- 2002.04	MT		F	Platform/Chassis Engine T9A(DJ5)	810050	Outer Joint		35	45	70	117	73	I		
	1994.03- 2002.04	MT	R	F	Platform/Chassis Engine T9A(DJ5)	210066	Drive Shaft		35	41	70	117	1085			
	1994.03- 2002.04	MT	L	F	Platform/Chassis Engine T9A(DJ5)	210102	Drive Shaft		28	41	63	112.5	757.5			
	1994.03- 2002.04	MT	R	F	Platform/Chassis Engine T9A(DJ5)	210036	Drive Shaft	54T	28	41	63	112.5	1079			
1994.03- 2002.04	MT		F	Platform/Chassis Engine T9A(DJ5)	810012	Outer Joint		28	39	63	112.5	63	I			
1994.03- 2002.04	MT	L	F	Platform/Chassis Engine T9A(DJ5)	210037	Drive Shaft	54T	28	37	63	112.5	771				
2.5 D 4x4 (63 kW)	1999.07- 2002.04	MT	R	F	All-wheel Drive Platform/Chassis Engine T9A(DJ5)	210103	Drive Shaft		28	41	63	112.5	1079			
	1999.07- 2002.04	MT	L	F	All-wheel Drive Platform/Chassis Engine T9A(DJ5)	210033	Drive Shaft	54T	35	41	70	117	762			
	1999.07- 2002.04	MT	L	F	All-wheel Drive Platform/Chassis Engine T9A(DJ5)	210105	Drive Shaft		28	37	63	112.5	771			
	1999.07- 2002.04	MT		F	All-wheel Drive Platform/Chassis Engine T9A(DJ5)	810011	Outer Joint	54T	35	45	70	117	73	I		
	1999.07- 2002.04	MT	L	F	All-wheel Drive Platform/Chassis Engine T9A(DJ5)	210067	Drive Shaft		35	41	70	117	762			
	1999.07- 2002.04	MT	R	F	All-wheel Drive Platform/Chassis Engine T9A(DJ5)	210104	Drive Shaft	54T	28	37	63	112.5	1072			
	1999.07- 2002.04	MT	L	F	All-wheel Drive Platform/Chassis Engine T9A(DJ5)	210035	Drive Shaft	54T	28	41	63	112.5	757.5			
	1999.07- 2002.04	MT		F	All-wheel Drive Platform/Chassis Engine T9A(DJ5)	810013	Outer Joint	54T	28	39	63	112.5	63	I		
	1999.07- 2002.04	MT	R	F	All-wheel Drive Platform/Chassis Engine T9A(DJ5)	210032	Drive Shaft	54T	35	41	70	117	1085			
	1999.07- 2002.04	MT	R	F	All-wheel Drive Platform/Chassis Engine T9A(DJ5)	210069	Drive Shaft		28	37	63	112.5	1072			
	1999.07- 2002.04	MT		F	All-wheel Drive Platform/Chassis Engine T9A(DJ5)	810050	Outer Joint		35	45	70	117	73	I		
	1999.07- 2002.04	MT	R	F	All-wheel Drive Platform/Chassis Engine T9A(DJ5)	210066	Drive Shaft		35	41	70	117	1085			
	1999.07- 2002.04	MT	L	F	All-wheel Drive Platform/Chassis Engine T9A(DJ5)	210102	Drive Shaft		28	41	63	112.5	757.5			
	1999.07- 2002.04	MT	R	F	All-wheel Drive Platform/Chassis Engine T9A(DJ5)	210036	Drive Shaft	54T	28	41	63	112.5	1079			
1999.07- 2002.04	MT		F	All-wheel Drive Platform/Chassis Engine T9A(DJ5)	810012	Outer Joint		28	39	63	112.5	63	I			
1999.07- 2002.04	MT	L	F	All-wheel Drive Platform/Chassis Engine T9A(DJ5)	210037	Drive Shaft	54T	28	37	63	112.5	771				
2.5 TD (76 kW)	1994.03- 2002.04	MT	R	F	Platform/Chassis Engine T8A(DJ5T)	210103	Drive Shaft		28	41	63	112.5	1079			
	1994.03- 2002.04	MT	L	F	Platform/Chassis Engine T8A(DJ5T)	210033	Drive Shaft	54T	35	41	70	117	762			
	1994.03- 2002.04	MT	L	F	Platform/Chassis Engine T8A(DJ5T)	210105	Drive Shaft		28	37	63	112.5	771			
	1994.03- 2002.04	MT		F	Platform/Chassis Engine T8A(DJ5T)	810011	Outer Joint	54T	35	45	70	117	73	I		
	1994.03- 2002.04	MT	L	F	Platform/Chassis Engine T8A(DJ5T)	210067	Drive Shaft		35	41	70	117	762			
	1994.03- 2002.04	MT	R	F	Platform/Chassis Engine T8A(DJ5T)	210104	Drive Shaft	54T	28	37	63	112.5	1072			
	1994.03- 2002.04	MT	L	F	Platform/Chassis Engine T8A(DJ5T)	210035	Drive Shaft	54T	28	41	63	112.5	757.5			
	1994.03- 2002.04	MT		F	Platform/Chassis Engine T8A(DJ5T)	810013	Outer Joint	54T	28	39	63	112.5	63	I		
	1994.03- 2002.04	MT	R	F	Platform/Chassis Engine T8A(DJ5T)	210032	Drive Shaft	54T	35	41	70	117	1085			
	1994.03- 2002.04	MT	R	F	Platform/Chassis Engine T8A(DJ5T)	210069	Drive Shaft		28	37	63	112.5	1072			
	1994.03- 2002.04	MT		F	Platform/Chassis Engine T8A(DJ5T)	810050	Outer Joint		35	45	70	117	73	I		
	1994.03- 2002.04	MT	R	F	Platform/Chassis Engine T8A(DJ5T)	210066	Drive Shaft		35	41	70	117	1085			
	1994.03- 2002.04	MT	L	F	Platform/Chassis Engine T8A(DJ5T)	210102	Drive Shaft		28	41	63	112.5	757.5			
	1994.03- 2002.04	MT	R	F	Platform/Chassis Engine T8A(DJ5T)	210036	Drive Shaft	54T	28	41	63	112.5	1079			
1994.03- 2002.04	MT		F	Platform/Chassis Engine T8A(DJ5T)	810012	Outer Joint		28	39	63	112.5	63	I			
1994.03- 2002.04	MT	L	F	Platform/Chassis Engine T8A(DJ5T)	210037	Drive Shaft	54T	28	37	63	112.5	771				





	 YEAR	TRANSM	L/R	F/R	REMARKS	GSP Ref.	 PRODUCT	 ABS	Technical Specifications									
									A	B	C	H	L	P				
PEUGEOT BOXER (ZCT_)																		
2.5 TDi (79 kW)	1997.01- 2002.04	MT	R	F	Platform/Chassis Engine THX(DJ5TED)	210103	Drive Shaft		28	41	63	112.5	1079					
	1997.01- 2002.04	MT	L	F	Platform/Chassis Engine THX(DJ5TED)	210033	Drive Shaft	54T	35	41	70	117	762					
	1997.01- 2002.04	MT	L	F	Platform/Chassis Engine THX(DJ5TED)	210105	Drive Shaft		28	37	63	112.5	771					
	1997.01- 2002.04	MT	F	F	Platform/Chassis Engine THX(DJ5TED)	810011	Outer Joint	54T	35	45	70	117	73	I				
	1997.01- 2002.04	MT	L	F	Platform/Chassis Engine THX(DJ5TED)	210067	Drive Shaft		35	41	70	117	762					
	1997.01- 2002.04	MT	R	F	Platform/Chassis Engine THX(DJ5TED)	210104	Drive Shaft	54T	28	37	63	112.5	1072					
	1997.01- 2002.04	MT	L	F	Platform/Chassis Engine THX(DJ5TED)	210035	Drive Shaft	54T	28	41	63	112.5	757.5					
	1997.01- 2002.04	MT		F	Platform/Chassis Engine THX(DJ5TED)	810013	Outer Joint	54T	28	39	63	112.5	63	I				
	1997.01- 2002.04	MT	R	F	Platform/Chassis Engine THX(DJ5TED)	210032	Drive Shaft	54T	35	41	70	117	1085					
	1997.01- 2002.04	MT	R	F	Platform/Chassis Engine THX(DJ5TED)	210069	Drive Shaft		28	37	63	112.5	1072					
	1997.01- 2002.04	MT		F	Platform/Chassis Engine THX(DJ5TED)	810050	Outer Joint		35	45	70	117	73	I				
	1997.01- 2002.04	MT	R	F	Platform/Chassis Engine THX(DJ5TED)	210066	Drive Shaft		35	41	70	117	1085					
	1997.01- 2002.04	MT	L	F	Platform/Chassis Engine THX(DJ5TED)	210102	Drive Shaft		28	41	63	112.5	757.5					
	1997.01- 2002.04	MT	R	F	Platform/Chassis Engine THX(DJ5TED)	210036	Drive Shaft	54T	28	41	63	112.5	1079					
	1997.01- 2002.04	MT		F	Platform/Chassis Engine THX(DJ5TED)	810012	Outer Joint		28	39	63	112.5	63	I				
	1997.01- 2002.04	MT	L	F	Platform/Chassis Engine THX(DJ5TED)	210037	Drive Shaft	54T	28	37	63	112.5	771					
	2.5 TDi 4x4 (79 kW)	1999.07- 2002.04	MT	R	F	All-wheel Drive Platform/Chassis Engine THX(DJ5TED)	210103	Drive Shaft		28	41	63	112.5	1079				
1999.07- 2002.04		MT	L	F	All-wheel Drive Platform/Chassis Engine THX(DJ5TED)	210033	Drive Shaft	54T	35	41	70	117	762					
1999.07- 2002.04		MT	L	F	All-wheel Drive Platform/Chassis Engine THX(DJ5TED)	210105	Drive Shaft		28	37	63	112.5	771					
1999.07- 2002.04		MT	F	F	All-wheel Drive Platform/Chassis Engine THX(DJ5TED)	810011	Outer Joint	54T	35	45	70	117	73	I				
1999.07- 2002.04		MT	L	F	All-wheel Drive Platform/Chassis Engine THX(DJ5TED)	210067	Drive Shaft		35	41	70	117	762					
1999.07- 2002.04		MT	R	F	All-wheel Drive Platform/Chassis Engine THX(DJ5TED)	210104	Drive Shaft	54T	28	37	63	112.5	1072					
1999.07- 2002.04		MT	L	F	All-wheel Drive Platform/Chassis Engine THX(DJ5TED)	210035	Drive Shaft	54T	28	41	63	112.5	757.5					
1999.07- 2002.04		MT		F	All-wheel Drive Platform/Chassis Engine THX(DJ5TED)	810013	Outer Joint	54T	28	39	63	112.5	63	I				
1999.07- 2002.04		MT	R	F	All-wheel Drive Platform/Chassis Engine THX(DJ5TED)	210032	Drive Shaft	54T	35	41	70	117	1085					
1999.07- 2002.04		MT	R	F	All-wheel Drive Platform/Chassis Engine THX(DJ5TED)	210069	Drive Shaft		28	37	63	112.5	1072					
1999.07- 2002.04		MT		F	All-wheel Drive Platform/Chassis Engine THX(DJ5TED)	810050	Outer Joint		35	45	70	117	73	I				
1999.07- 2002.04		MT	R	F	All-wheel Drive Platform/Chassis Engine THX(DJ5TED)	210066	Drive Shaft		35	41	70	117	1085					
1999.07- 2002.04		MT	L	F	All-wheel Drive Platform/Chassis Engine THX(DJ5TED)	210102	Drive Shaft		28	41	63	112.5	757.5					
1999.07- 2002.04		MT	R	F	All-wheel Drive Platform/Chassis Engine THX(DJ5TED)	210036	Drive Shaft	54T	28	41	63	112.5	1079					
1999.07- 2002.04		MT		F	All-wheel Drive Platform/Chassis Engine THX(DJ5TED)	810012	Outer Joint		28	39	63	112.5	63	I				
1999.07- 2002.04		MT	L	F	All-wheel Drive Platform/Chassis Engine THX(DJ5TED)	210037	Drive Shaft	54T	28	37	63	112.5	771					
2.8 HDi (94 kW)		2000.11- 2002.04	MT	L	F	Platform/Chassis Engine 8140.43S(F28DTCR)	210033	Drive Shaft	54T	35	41	70	117	762				
	2000.11- 2002.04	MT	F	F	Platform/Chassis Engine 8140.43S(F28DTCR)	810011	Outer Joint	54T	35	45	70	117	73	I				
	2000.11- 2002.04	MT	L	F	Platform/Chassis Engine 8140.43S(F28DTCR)	210067	Drive Shaft		35	41	70	117	762					
	2000.11- 2002.04	MT	R	F	Platform/Chassis Engine 8140.43S(F28DTCR)	210032	Drive Shaft	54T	35	41	70	117	1085					
	2000.11- 2002.04	MT		F	Platform/Chassis Engine 8140.43S(F28DTCR)	810050	Outer Joint		35	45	70	117	73	I				
2000.11- 2002.04	MT	R	F	Platform/Chassis Engine 8140.43S(F28DTCR)	210066	Drive Shaft		35	41	70	117	1085						
EXPERT																		
2.0 HDi (100 kW)	2007.01-			F	Platform/Chassis Engine RHR(DW10BTED4)	810098	Outer Joint		28	39	58.6	93	63	I				
2.0 HDi (88 kW)	2007.01-			F	Platform/Chassis Engine RHK(DW10UTED4)	810098	Outer Joint		28	39	58.6	93	63	I				
EXPERT (223)																		
1.6 (58 kW)	1996.02-	MT	L	F	Platform/Chassis Engine 222A2(1580SPI)	210052	Drive Shaft		27	24	61	82	648					
	1996.02-	MT	R	F	Platform/Chassis Engine 222A2(1580SPI)	210120	Drive Shaft		27	24	59	82	928					
	1996.02-	MT	L	F	Platform/Chassis Engine 222A2(1580SPI)	210082	Drive Shaft	48T	27	24	59	82	648					
	1996.02-	MT	R	F	Platform/Chassis Engine 222A2(1580SPI)	210012	Drive Shaft	48T	27	24	64	80.5	928					
	1996.02-			F	Platform/Chassis Engine 222A2(1580SPI)	810018	Outer Joint	48T	27	34	61	82	55	I				
1.9 D (51 kW)	1996.02-	MT	L	F	Platform/Chassis Engine D9B(XUD9AU)	210052	Drive Shaft		27	24	61	82	648					
	1996.02-	MT	R	F	Platform/Chassis Engine D9B(XUD9AU)	210120	Drive Shaft		27	24	59	82	928					
	1996.02-	MT	L	F	Platform/Chassis Engine D9B(XUD9AU)	210082	Drive Shaft	48T	27	24	59	82	648					
	1996.02-	MT	R	F	Platform/Chassis Engine D9B(XUD9AU)	210012	Drive Shaft	48T	27	24	64	80.5	928					
1.9 TD (66 kW)	1996.02-			F	Platform/Chassis Engine DHX(XUD9TE)	810015	Outer Joint	48T	27	39	59	82	63	I				
	1996.02-	MT	L	F	Platform/Chassis Engine DHX(XUD9TE)	210072	Drive Shaft		27	37	59	82	641					
	1996.02-	MT	R	F	Platform/Chassis Engine DHX(XUD9TE)	210155	Drive Shaft		27	37	59	82	947					
	1996.02-	MT	L	F	Platform/Chassis Engine DHX(XUD9TE)	210016	Drive Shaft	48T	27	37	59	82	641					
	1996.02-	MT	R	F	Platform/Chassis Engine DHX(XUD9TE)	210014	Drive Shaft	48T	27	37	59	82	947					
1.9 TD (68 kW)	1996.02-			F	Platform/Chassis Engine D8B(XUD9TE)	810015	Outer Joint	48T	27	39	59	82	63	I				
	1996.02-	MT	L	F	Platform/Chassis Engine D8B(XUD9TE)	210072	Drive Shaft		27	37	59	82	641					
	1996.02-	MT	R	F	Platform/Chassis Engine D8B(XUD9TE)	210155	Drive Shaft		27	37	59	82	947					
	1996.02-	MT	L	F	Platform/Chassis Engine D8B(XUD9TE)	210016	Drive Shaft	48T	27	37	59	82	641					
1996.02-	MT	R	F	Platform/Chassis Engine D8B(XUD9TE)	210014	Drive Shaft	48T	27	37	59	82	947						





	 YEAR	TRANSM	L/R	F/R	REMARKS	GSP Ref.	 PRODUCT	 ABS	Technical Specifications						
									A	B	C	H	L	P	
PEUGEOT EXPERT (224)															
1.6 (58 kW)	1996.02-			F	MPV Engine 222A2(1580SPI)	810059	Outer Joint	48T	27	34	59	82	55	I	
	1996.02-			F	MPV Engine 222A2(1580SPI)	810016	Outer Joint		27	34	59	82	55	I	
	1996.02-	MT	L	F	MPV Engine 222A2(1580SPI)	210052	Drive Shaft		27	24	61	82	648		
	1996.02-	MT	R	F	MPV Engine 222A2(1580SPI)	210120	Drive Shaft		27	24	59	82	928		
	1996.02-	MT	L	F	MPV Engine 222A2(1580SPI)	210082	Drive Shaft	48T	27	24	59	82	648		
	1996.02-	MT	R	F	MPV Engine 222A2(1580SPI)	210012	Drive Shaft	48T	27	24	64	80.5	928		
1.9 D (51 kW)	1996.02-			F	MPV Engine D9B(XUD9AU)	810059	Outer Joint	48T	27	34	59	82	55	I	
	1996.02-	MT	L	F	MPV Engine D9B(XUD9AU)	210052	Drive Shaft		27	24	61	82	648		
	1996.02-	MT	R	F	MPV Engine D9B(XUD9AU)	210120	Drive Shaft		27	24	59	82	928		
	1996.02-	MT	L	F	MPV Engine D9B(XUD9AU)	210082	Drive Shaft	48T	27	24	59	82	648		
	1996.02-	MT	R	F	MPV Engine D9B(XUD9AU)	210012	Drive Shaft	48T	27	24	64	80.5	928		
	1996.02-			F	MPV Engine D9B(XUD9AU)	810018	Outer Joint	48T	27	34	61	82	55	I	
1.9 TD (66 kW)	1996.02-			F	MPV Engine DHX(XUD9TE)	810015	Outer Joint	48T	27	39	59	82	63	I	
	1996.02-	MT	L	F	MPV Engine DHX(XUD9TE)	210072	Drive Shaft		27	37	59	82	641		
	1996.02-	MT	R	F	MPV Engine DHX(XUD9TE)	210155	Drive Shaft		27	37	59	82	947		
	1996.02-	MT	L	F	MPV Engine DHX(XUD9TE)	210016	Drive Shaft	48T	27	37	59	82	641		
	1996.02-	MT	R	F	MPV Engine DHX(XUD9TE)	210014	Drive Shaft	48T	27	37	59	82	947		
	1996.02-			F	MPV Engine DHX(XUD9TE)	810018	Outer Joint	48T	27	39	59	82	63	I	
1.9 TD (68 kW)	1996.02-			F	MPV Engine D8B(XUD9TE)	810015	Outer Joint	48T	27	39	59	82	63	I	
	1996.02-	MT	L	F	MPV Engine D8B(XUD9TE)	210072	Drive Shaft		27	37	59	82	641		
	1996.02-	MT	R	F	MPV Engine D8B(XUD9TE)	210155	Drive Shaft		27	37	59	82	947		
	1996.02-			F	MPV Engine D8B(XUD9TE)	810014	Outer Joint		27	39	59	82	63	I	
	1996.02-	MT	L	F	MPV Engine D8B(XUD9TE)	210016	Drive Shaft	48T	27	37	59	82	641		
	1996.02-	MT	R	F	MPV Engine D8B(XUD9TE)	210014	Drive Shaft	48T	27	37	59	82	947		
2.0 (100 kW)	2000.07-			F	MPV Engine RFN(EW10J4)	810018	Outer Joint	48T	27	34	61	82	55	I	
2.0 HDi (69 kW)	2000.10- 2003.11			F	MPV Engine RHX(DW10BTED)	810015	Outer Joint	48T	27	39	59	82	63	I	
2.0 HDi (80 kW)	2000.07-			F	MPV Engine RHZ(DW10ATED)	810015	Outer Joint	48T	27	39	59	82	63	I	
	2004.03- 2007.01			F	MPV Engine RHW(DW10ATED4)	810015	Outer Joint	48T	27	39	59	82	63	I	
EXPERT (VF3A_, VF3U_, VF3X_)															
2.0 HDi (100 kW)	2007.01-			F	Box Engine RHR(DW10BTED4)	810098	Outer Joint		28	39	58.6	93	63	I	
2.0 HDi (88 kW)	2007.01-			F	Box Engine RHK(DW10UTED4)	810098	Outer Joint		28	39	58.6	93	63	I	
EXPERT TEPEE (VF3V_)															
2.0 HDi (100 kW)	2007.01-			F	MPV Engine RHR(DW10BTED4)	810098	Outer Joint		28	39	58.6	93	63	I	
2.0 HDi (88 kW)	2007.01-			F	MPV Engine RHK(DW10UTED4)	810098	Outer Joint		28	39	58.6	93	63	I	
EXPERT VAN (222)															
1.6 (58 kW)	1996.02-	MT	L	F	Box Engine 222A2(1580SPI)	210052	Drive Shaft		27	24	61	82	648		
	1996.02-	MT	R	F	Box Engine 222A2(1580SPI)	210120	Drive Shaft		27	24	59	82	928		
	1996.02-	MT	L	F	Box Engine 222A2(1580SPI)	210082	Drive Shaft	48T	27	24	59	82	648		
	1996.02-	MT	R	F	Box Engine 222A2(1580SPI)	210012	Drive Shaft	48T	27	24	64	80.5	928		
	1996.02-			F	Box Engine 222A2(1580SPI)	810018	Outer Joint	48T	27	34	61	82	55	I	
1.9 D (51 kW)	1996.02-	MT	L	F	Box Engine D9B(XUD9AU)	210052	Drive Shaft		27	24	61	82	648		
	1996.02-	MT	R	F	Box Engine D9B(XUD9AU)	210120	Drive Shaft		27	24	59	82	928		
	1996.02-	MT	L	F	Box Engine D9B(XUD9AU)	210082	Drive Shaft	48T	27	24	59	82	648		
	1996.02-	MT	R	F	Box Engine D9B(XUD9AU)	210012	Drive Shaft	48T	27	24	64	80.5	928		
	1996.02-			F	Box Engine D9B(XUD9AU)	810018	Outer Joint	48T	27	34	61	82	55	I	
	1999.05-			F	Box Engine WJY(DW8B)/WJZ(DW8)	810018	Outer Joint	48T	27	34	61	82	55	I	
1.9 TD (66 kW)	1996.02-	MT	L	F	Box Engine DHX(XUD9TE)	210072	Drive Shaft		27	37	59	82	641		
	1996.02-			F	Box Engine DHX(XUD9TE)	810015	Outer Joint	48T	27	39	59	82	63	I	
	1996.02-	MT	R	F	Box Engine DHX(XUD9TE)	210155	Drive Shaft		27	37	59	82	947		
	1996.02-	MT	L	F	Box Engine DHX(XUD9TE)	210016	Drive Shaft	48T	27	37	59	82	641		
	1996.02-	MT	R	F	Box Engine DHX(XUD9TE)	210014	Drive Shaft	48T	27	37	59	82	947		
	1996.02-			F	Box Engine DHX(XUD9TE)	810018	Outer Joint	48T	27	39	59	82	63	I	
1.9 TD (68 kW)	1996.02-	MT	L	F	Box Engine D8B(XUD9TE)	210072	Drive Shaft		27	37	59	82	641		
	1996.02-			F	Box Engine D8B(XUD9TE)	810015	Outer Joint	48T	27	39	59	82	63	I	
	1996.02-	MT	R	F	Box Engine D8B(XUD9TE)	210155	Drive Shaft		27	37	59	82	947		
	1996.02-	MT	L	F	Box Engine D8B(XUD9TE)	210016	Drive Shaft	48T	27	37	59	82	641		
	1996.02-	MT	R	F	Box Engine D8B(XUD9TE)	210014	Drive Shaft	48T	27	37	59	82	947		
2.0 (100 kW)	2002.09-			F	Box Engine RFN(EW10J4)	810018	Outer Joint	48T	27	34	61	82	55	I	
2.0 HDi (69 kW)	2000.07-	MT	L	F	Box Engine RHX(DW10BTED)	210072	Drive Shaft		27	37	59	82	641		
	2000.07-	MT	R	F	Box Engine RHX(DW10BTED)	210155	Drive Shaft		27	37	59	82	947		
	2000.07-	MT	L	F	Box Engine RHX(DW10BTED)	210016	Drive Shaft	48T	27	37	59	82	641		
	2000.07-	MT	R	F	Box Engine RHX(DW10BTED)	210014	Drive Shaft	48T	27	37	59	82	947		
	2000.07-			F	Box Engine RHX(DW10BTED)	810015	Outer Joint	48T	27	39	59	82	63	I	





	 YEAR	TRANSM	L/R	F/R	REMARKS	GSP Ref.	 PRODUCT	 ABS	Technical Specifications						
									A	B	C	H	L	P	
PEUGEOT EXPERT VAN (222)															
2.0 HDi (80 kW)	2000.07-			F	Box Engine RHW(DW10ATED4)	810015	Outer Joint	48T	27	39	59	82	63	I	
	2000.07-			F	Box Engine RHZ(DW10ATED)/RHZ(DW10BTED)	810015	Outer Joint	48T	27	39	59	82	63	I	
J5															
-						810104	Outer Joint	54T	28	27	63	112.5	63	I	
J5 (280L)															
1.8 (51 kW)	1983.01- 1988.11	MT/AT	R	F	Box Engine 169B(XM7T)	210068	Drive Shaft		28	25	63	112.5	1068		
	1983.01- 1988.11			F	Box Engine 169B(XM7T)	810010	Outer Joint		28	27	63	112.5	63	I	
	1983.01- 1988.11	MT/AT	L	F	Box Engine 169B(XM7T)	210034	Drive Shaft		28	25	63	112.5	701		
2.0 (55 kW)	1986.01- 1988.11	MT/AT	R	F	Platform/Chassis Engine 170B(XN1T)	210068	Drive Shaft		28	25	63	112.5	1068		
	1986.01- 1988.11			F	Platform/Chassis Engine 170B(XN1T)	810010	Outer Joint		28	27	63	112.5	63	I	
	1986.01- 1988.11	MT/AT	L	F	Platform/Chassis Engine 170B(XN1T)	210034	Drive Shaft		28	25	63	112.5	701		
	1987.09- 1990.08			F	Box Engine XN1T	810010	Outer Joint		28	27	63	112.5	63	I	
2.0 (58 kW)	1981.09- 1990.08			F	Box Engine XN1P	810010	Outer Joint		28	27	63	112.5	63	I	
	1983.01- 1988.11	MT/AT	R	F	Platform/Chassis Engine 170(XN1T)	210068	Drive Shaft		28	25	63	112.5	1068		
	1983.01- 1988.11			F	Platform/Chassis Engine 170(XN1T)	810010	Outer Joint		28	27	63	112.5	63	I	
	1983.01- 1988.11	MT/AT	L	F	Platform/Chassis Engine 170(XN1T)	210034	Drive Shaft		28	25	63	112.5	701		
2.5 D (54 kW)	1981.09- 1990.09	MT/AT	R	F	Platform/Chassis Engine CRD93(U25/661)	210068	Drive Shaft		28	25	63	112.5	1068		
	1981.09- 1990.08			F	Box Engine CRD93	810010	Outer Joint		28	27	63	112.5	63	I	
	1981.09- 1990.09			F	Platform/Chassis Engine CRD93(U25/661)	810010	Outer Joint		28	27	63	112.5	63	I	
	1981.09- 1990.09	MT/AT	L	F	Platform/Chassis Engine CRD93(U25/661)	210034	Drive Shaft		28	25	63	112.5	701		
2.5 DT (70 kW)	1981.09- 1990.08			F	Box Engine CRD93L/CRD93LS(U25/673)	810010	Outer Joint		28	27	63	112.5	63	I	
J5 (280P)															
2.0 (55 kW)	1981.09- 1990.09	MT/AT	R	F	Bus Engine 170B(XN1T)	210068	Drive Shaft		28	25	63	112.5	1068		
	1981.09- 1990.09			F	Bus Engine 170B(XN1T)	810010	Outer Joint		28	27	63	112.5	63	I	
	1981.09- 1990.09	MT/AT	L	F	Bus Engine 170B(XN1T)	210034	Drive Shaft		28	25	63	112.5	701		
2.0 (58 kW)	1983.01- 1990.09	MT/AT	R	F	Bus Engine 170(XN1T)	210068	Drive Shaft		28	25	63	112.5	1068		
	1983.01- 1990.09			F	Bus Engine 170(XN1T)	810010	Outer Joint		28	27	63	112.5	63	I	
	1983.01- 1990.09	MT/AT	L	F	Bus Engine 170(XN1T)	210034	Drive Shaft		28	25	63	112.5	701		
2.5 D (54 kW)	1981.09- 1990.09	MT/AT	R	F	Bus Engine CRD93(U25/661)	210068	Drive Shaft		28	25	63	112.5	1068		
	1981.09- 1990.09			F	Bus Engine CRD93(U25/661)	810010	Outer Joint		28	27	63	112.5	63	I	
	1981.09- 1990.09	MT/AT	L	F	Bus Engine CRD93(U25/661)	210034	Drive Shaft		28	25	63	112.5	701		
J5 (290L)															
1.8 (51 kW)	1990.09- 1994.01			F	Box Engine 169B(XM7T)	810010	Outer Joint		28	27	63	112.5	63	I	
1.9 D (51 kW)	1990.10- 1994.03	MT/AT	R	F	Box Engine D9B(XUD9A)	210068	Drive Shaft		28	25	63	112.5	1068		
	1990.10- 1994.02	MT/AT	R	F	Platform/Chassis Engine D9B(XUD9A)	210068	Drive Shaft		28	25	63	112.5	1068		
	1990.10- 1994.03			R	Box Engine D9B(XUD9A)	210013	Drive Shaft		28	25	63	112.5	1072		
	1990.10- 1994.02			R	Platform/Chassis Engine D9B(XUD9A)	210013	Drive Shaft		28	25	63	112.5	1072		
	1990.10- 1994.03	MT/AT	L	F	Box Engine D9B(XUD9A)	210034	Drive Shaft		28	25	63	112.5	701		
	1990.10- 1994.02	MT/AT	L	F	Platform/Chassis Engine D9B(XUD9A)	210034	Drive Shaft		28	25	63	112.5	701		
2.0 (62 kW)	1990.09- 1994.01			F	Box Engine XN1TA/170D(XN1TACP)	810010	Outer Joint		28	27	63	112.5	63	I	
	1990.10- 1994.02	MT/AT	R	F	Platform/Chassis Engine 170D(XN1TACP)	210068	Drive Shaft		28	25	63	112.5	1068		
	1990.10- 1994.02			F	Platform/Chassis Engine 170D(XN1TACP)	810010	Outer Joint		28	27	63	112.5	63	I	
	1990.10- 1994.02	MT/AT	L	F	Platform/Chassis Engine 170D(XN1TACP)	210034	Drive Shaft		28	25	63	112.5	701		
2.5 D (54 kW)	1990.09- 1994.01			F	Box Engine CRD93	810010	Outer Joint		28	27	63	112.5	63	I	
	1990.10- 1994.02	MT/AT	R	F	Platform/Chassis Engine CRD93(U25/661)	210068	Drive Shaft		28	25	63	112.5	1068		
	1990.10- 1994.02			F	Platform/Chassis Engine CRD93(U25/661)	810010	Outer Joint		28	27	63	112.5	63	I	
	1990.10- 1994.02	MT/AT	L	F	Platform/Chassis Engine CRD93(U25/661)	210034	Drive Shaft		28	25	63	112.5	701		
2.5 D 4x4 (54 kW)	1990.10- 1994.03	MT/AT	R	F	All-wheel Drive Box Engine CRD93(U25/661)	210068	Drive Shaft		28	25	63	112.5	1068		
	1990.10- 1994.02	MT/AT	R	F	All-wheel Drive Platform/Chassis Engine CRD93(U25/661)	210068	Drive Shaft		28	25	63	112.5	1068		
	1990.10- 1994.03				All-wheel Drive Box Engine CRD93(U25/661)	810010	Outer Joint		28	27	63	112.5	63	I	
	1990.10- 1994.02				All-wheel Drive Platform/Chassis Engine CRD93(U25/661)	810010	Outer Joint		28	27	63	112.5	63	I	
	1990.10- 1994.03	MT/AT	L		All-wheel Drive Box Engine CRD93(U25/661)	210034	Drive Shaft		28	25	63	112.5	701		
	1990.10- 1994.02	MT/AT	L		All-wheel Drive Platform/Chassis Engine CRD93(U25/661)	210034	Drive Shaft		28	25	63	112.5	701		
2.5 DT (70 kW)	1990.09- 1994.01			F	Box Engine CRD93L	810010	Outer Joint		28	27	63	112.5	63	I	
2.5 TD (70 kW)	1990.10- 1994.02	MT/AT	R	F	Platform/Chassis Engine CRD93LS(U25/673)	210068	Drive Shaft		28	25	63	112.5	1068		
	1990.10- 1994.02			F	Platform/Chassis Engine CRD93LS(U25/673)	810010	Outer Joint		28	27	63	112.5	63	I	
	1990.10- 1994.02	MT/AT	L	F	Platform/Chassis Engine CRD93LS(U25/673)	210034	Drive Shaft		28	25	63	112.5	701		
2.5 TD 4x4 (70 kW)	1990.10- 1994.03	MT/AT	R	F	All-wheel Drive Box Engine CRD93LS(U25/673)	210068	Drive Shaft		28	25	63	112.5	1068		
	1990.10- 1994.02	MT/AT	R	F	All-wheel Drive Platform/Chassis Engine CRD93LS(U25/673)	210068	Drive Shaft		28	25	63	112.5	1068		
	1990.10- 1994.03				All-wheel Drive Box Engine CRD93LS(U25/673)	810010	Outer Joint		28	27	63	112.5	63	I	
	1990.10- 1994.02				All-wheel Drive Platform/Chassis Engine CRD93LS(U25/673)	810010	Outer Joint		28	27	63	112.5	63	I	





	 YEAR	TRANSM	L/R	F/R	REMARKS	GSP Ref.	 PRODUCT	 ABS	Technical Specifications									
									A	B	C	H	L	P				
PEUGEOT																		
J5 (290L)																		
2.5 TD 4x4 (70 kW)	1990.10- 1994.03	MT/AT	L		All-wheel Drive Box Engine CRD93LS(U25/673)	210034	Drive Shaft		28	25	63	112.5	701					
	1990.10- 1994.02	MT/AT	L		All-wheel Drive Platform/Chassis Engine CRD93LS(U25/673)	210034	Drive Shaft		28	25	63	112.5	701					
J5 (290P)																		
1.9 D (51 kW)	1990.10- 1994.02	MT/AT	R	F	Bus Engine D9B(XUD9A)	210068	Drive Shaft		28	25	63	112.5	1068					
	1990.10- 1994.02		R	F	Bus Engine D9B(XUD9A)	210013	Drive Shaft		28	25	63	112.5	1072					
	1990.10- 1994.02	MT/AT	L	F	Bus Engine D9B(XUD9A)	210034	Drive Shaft		28	25	63	112.5	701					
2.0 (62 kW)	1990.10- 1994.02	MT/AT	R	F	Bus Engine 170D(XN1TACP)	210068	Drive Shaft		28	25	63	112.5	1068					
	1990.10- 1994.02			F	Bus Engine 170D(XN1TACP)	810010	Outer Joint		28	27	63	112.5	63	I				
	1990.10- 1994.02	MT/AT	L	F	Bus Engine 170D(XN1TACP)	210034	Drive Shaft		28	25	63	112.5	701					
2.5 D (54 kW)	1990.10- 1994.02	MT/AT	R	F	Bus Engine CRD93(U25/661)	210068	Drive Shaft		28	25	63	112.5	1068					
	1990.10- 1994.02			F	Bus Engine CRD93(U25/661)	810010	Outer Joint		28	27	63	112.5	63	I				
	1990.10- 1994.02	MT/AT	L	F	Bus Engine CRD93(U25/661)	210034	Drive Shaft		28	25	63	112.5	701					
2.5 D 4x4 (54 kW)	1990.10- 1994.02	MT/AT	R	F	All-wheel Drive Bus Engine CRD93(U25/661)	210068	Drive Shaft		28	25	63	112.5	1068					
	1990.10- 1994.02				All-wheel Drive Bus Engine CRD93(U25/661)	810010	Outer Joint		28	27	63	112.5	63	I				
	1990.10- 1994.02	MT/AT	L		All-wheel Drive Bus Engine CRD93(U25/661)	210034	Drive Shaft		28	25	63	112.5	701					
2.5 TD (70 kW)	1990.10- 1994.02	MT/AT	R	F	Bus Engine CRD93LS(U25/673)	210068	Drive Shaft		28	25	63	112.5	1068					
	1990.10- 1994.02			F	Bus Engine CRD93LS(U25/673)	810010	Outer Joint		28	27	63	112.5	63	I				
	1990.10- 1994.02	MT/AT	L	F	Bus Engine CRD93LS(U25/673)	210034	Drive Shaft		28	25	63	112.5	701					
2.5 TD 4x4 (70 kW)	1990.10- 1994.02	MT/AT	R	F	All-wheel Drive Bus Engine CRD93LS(U25/673)	210068	Drive Shaft		28	25	63	112.5	1068					
	1990.10- 1994.02				All-wheel Drive Bus Engine CRD93LS(U25/673)	810010	Outer Joint		28	27	63	112.5	63	I				
	1990.10- 1994.02	MT/AT	L		All-wheel Drive Bus Engine CRD93LS(U25/673)	210034	Drive Shaft		28	25	63	112.5	701					
J9																		
-						810061	Outer Joint	72T	30	27	74.45	120.3	63	I				
	1994-					899002	Outer Joint		30	27	74.45	120.3	63	I				
1.6 (44 kW)	1980.03- 1987.06	MT/AT	L/R	F	Box Engine XC7P	245005	Drive Shaft		30	30	75	120	690					
2.0 (57 kW)	1980.03- 1987.06	MT/AT	L/R	F	Box Engine XN1P	245005	Drive Shaft		30	30	75	120	690					
	1980.03- 1987.06	MT/AT	L/R	F	Bus Engine XN1P	245005	Drive Shaft		30	30	75	120	690					
	1980.03- 1987.06	MT/AT	L/R	F	Platform/Chassis Engine XN1P	245005	Drive Shaft		30	30	75	120	690					
2.1 D (41 kW)	1980.03- 1987.06	MT/AT	L/R	F	Box Engine XDPX90	245005	Drive Shaft		30	30	75	120	690					
2.5 D (53 kW)	1982.07- 1987.06	MT/AT	L/R	F	Box Engine XD3P	245005	Drive Shaft		30	30	75	120	690					
	1982.07- 1987.06	MT/AT	L/R	F	Platform/Chassis Engine XD3P	245005	Drive Shaft		30	30	75	120	690					
	1982.08- 1987.06	MT/AT	L/R	F	Bus Engine XD3P	245005	Drive Shaft		30	30	75	120	690					
PARTNER																		
1.6 (66 kW)	2008.04-	MT	R	F	Box Engine NFR(TU5JP4B)	245104	Drive Shaft		25	24	58	79	925					
	2008.04-	MT	L	F	Box Engine NFR(TU5JP4B)	245105	Drive Shaft		25	24	58	79	625					
1.6 (72 kW)	2010.11-		L	F	Box	210255	Drive Shaft		25	24	58.5	79	616					
	2010.11-		R	F	Box	210254	Drive Shaft		25	24	58.5	79	939					
1.6 (80 kW)	2008.04-	MT	R	F	Box Engine NFU(TU5JP4)	245104	Drive Shaft		25	24	58	79	925					
	2008.04-	MT	L	F	Box Engine NFU(TU5JP4)	245105	Drive Shaft		25	24	58	79	625					
1.6 HDi (55 kW)	2008.04-	MT	R	F	Box Engine 9HT(DV6BTED4)	245104	Drive Shaft		25	24	58	79	925					
	2008.04-	MT	L	F	Box Engine 9HT(DV6BTED4)	245105	Drive Shaft		25	24	58	79	625					
1.6 HDi (66 kW)	2008.04-	MT	R	F	Box Engine 9HX(DV6ATED4)	245104	Drive Shaft		25	24	58	79	925					
	2008.04-	MT	L	F	Box Engine 9HX(DV6ATED4)	245105	Drive Shaft		25	24	58	79	625					
1.6 HDi (80 kW)	2008.04-	MT	R	F	Box Engine 9HZ(DV6TED4)	245104	Drive Shaft		25	24	58	79	925					
	2008.04-	MT	L	F	Box Engine 9HZ(DV6TED4)	245105	Drive Shaft		25	24	58	79	625					
1.6 HDi (84 kW)	2013.03-		L	F	Box Engine 9HL(DV6C)	210255	Drive Shaft		25	24	58.5	79	616					
	2013.03-		R	F	Box Engine 9HL(DV6C)	210254	Drive Shaft		25	24	58.5	79	939					
1.8	1980.01- 1990.12	MT				810038	Outer Joint		25	25	60	79	61.5	O				
1.8/1.9 Diesel			L			210080	Drive Shaft	29W	25	24	55.7	79	597					
1.8/1.9 Diesel BE3			R			210078	Drive Shaft	29W	25	24	55.7	79	872					
						810049	Outer Joint		25	34	55.7	79	55	I				
2.0 HDi	1999.01-		R			210078	Drive Shaft	29W	25	24	55.7	79	872					
PARTNER COMBISPACE (5F)																		
1.1 (44 kW)	1996.06-	MT	L	F	MPV Engine HDZ(TU1M)	210026	Drive Shaft		25	22	56.7	79	594					
	1996.06-	MT	R	F	MPV Engine HDZ(TU1M)	210015	Drive Shaft		25	22	56.7	79	868					
1.4 (55 kW)	1996.06-	MT	L	F	MPV Engine KFW(TU3JP)/KFX(TU3JP)/TU32	210026	Drive Shaft		25	22	56.7	79	594					
	1996.06-	MT	R	F	MPV Engine KFW(TU3JP)/KFX(TU3JP)/TU32	210015	Drive Shaft		25	22	56.7	79	868					
1.6 16V (80 kW)	2001.07-	MT	R	F	MPV Engine NFU(TU5JP4)	210167	Drive Shaft		25	24	55.7	79	868					
	2001.07-	MT	L	F	MPV Engine NFU(TU5JP4)	210090	Drive Shaft		25	24	54.8	78.5	593					
	2001.07-		F	F	MPV Engine NFU(TU5JP4)	810076	Outer Joint	29W	25	34	58.5	79	55	I				
	2001.07-	MT	L	F	MPV Engine NFU(TU5JP4)	210025	Drive Shaft	29T	25	24	54.8	78.5	593					
	2001.07-	MT	R	F	MPV Engine NFU(TU5JP4)	210023	Drive Shaft	29T	25	24	55.7	79	868					





	 YEAR	TRANSM	L/R	F/R	REMARKS	GSP Ref.	 PRODUCT	 ABS	Technical Specifications					
									A	B	C	H	L	P
PEUGEOT														
PARTNER COMBISPACE (5F)														
1.6 HDi (55 kW)	2006.02-			F	MPV Engine 9HW(DV6BTED4)	810067	Outer Joint	48W	25	34	58.5	79	55	I
1.6 HDi (66 kW)	2005.10-			F	MPV Engine 9HX(DV6ATED4)	810067	Outer Joint	48W	25	34	58.5	79	55	I
1.8 (66 kW)	1997.05-			F	MPV Engine LFX(XU7JB)	810020	Outer Joint	29T	25	34	58	78.5	55	I
	1997.05-	MT	R	F	MPV Engine LFX(XU7JB)	210167	Drive Shaft		25	24	55.7	79	868	
	1997.05-	MT	L	F	MPV Engine LFX(XU7JB)	210090	Drive Shaft		25	24	54.8	78.5	593	
	1997.05-			F	MPV Engine LFX(XU7JB)	810022	Outer Joint	29W	25	34	55.7	79	55	I
	1997.05-	MT	L	F	MPV Engine LFX(XU7JB)	210025	Drive Shaft	29T	25	24	54.8	78.5	593	
	1997.05-	MT	R	F	MPV Engine LFX(XU7JB)	210023	Drive Shaft	29T	25	24	55.7	79	868	
1.9 D (50 kW)	1996.06-			F	MPV Engine DJY(XUD9A)	810020	Outer Joint	29T	25	34	58	78.5	55	I
	1996.06-	MT	R	F	MPV Engine DJY(XUD9A)	210167	Drive Shaft		25	24	55.7	79	868	
	1996.06-	MT	L	F	MPV Engine DJY(XUD9A)	210090	Drive Shaft		25	24	54.8	78.5	593	
	1996.06-			F	MPV Engine DJY(XUD9A)	810022	Outer Joint	29W	25	34	55.7	79	55	I
	1996.06-	MT	L	F	MPV Engine DJY(XUD9A)	210025	Drive Shaft	29T	25	24	54.8	78.5	593	
	1996.06-	MT	R	F	MPV Engine DJY(XUD9A)	210023	Drive Shaft	29T	25	24	55.7	79	868	
1.9 D (51 kW)	1996.05- 1998.12			F	MPV Engine XUD9	810022	Outer Joint	29W	25	34	55.7	79	55	I
	1996.05- 1998.12			L	MPV Engine XUD9	210128	Drive Shaft	29T	25	24	55.7	79	594	
	1996.05- 1998.12			R	MPV Engine XUD9	210023	Drive Shaft	29T	25	24	55.7	79	868	
	2001.06- 2005.10	MT	R	F	MPV Engine WJY(DW8B)/WJZ(DW8)	210167	Drive Shaft		25	24	55.7	79	868	
	2001.06- 2005.10	MT	L	F	MPV Engine WJY(DW8B)/WJZ(DW8)	210090	Drive Shaft		25	24	54.8	78.5	593	
	2001.06- 2005.10			F	MPV Engine WJY(DW8B)/WJZ(DW8)	810076	Outer Joint	29W	25	34	58.5	79	55	I
	2001.06- 2005.10	MT	L	F	MPV Engine WJY(DW8B)/WJZ(DW8)	210025	Drive Shaft	29T	25	24	54.8	78.5	593	
	2001.06- 2005.10	MT	R	F	MPV Engine WJY(DW8B)/WJZ(DW8)	210023	Drive Shaft	29T	25	24	55.7	79	868	
2.0 HDi (66 kW)	2000.02-			F	MPV Engine RHY(DW10TD)	810022	Outer Joint	29W	25	34	55.7	79	55	I
	2000.02-	MT	R	F	MPV Engine RHY(DW10TD)	210167	Drive Shaft		25	24	55.7	79	868	
	2000.02-	MT	R	F	MPV Engine RHY(DW10TD)	210023	Drive Shaft	29T	25	24	55.7	79	868	
	2000.02-	MT	L	F	MPV Engine RHY(DW10TD)	210163	Drive Shaft		25	24	54.8	78.5	583	
	2000.02-	MT	L	F	MPV Engine RHY(DW10TD)	210131	Drive Shaft	29T	25	24	54.8	78.5	583	
	2000.02-			F	MPV Engine RHY(DW10TD)	845027	Outer Joint		25	34	58	79	55.5	I
PARTNER MPV														
1.6 16V	2002.10-	MT	L			210050	Drive Shaft		25	24	55.7	79	583	
1.9 D	2001.06-	MT	L			210050	Drive Shaft		25	24	55.7	79	583	
PARTNER TEPEE														
1.6 (66 kW)	2008.04-	MT	L	F	MPV Engine NFR(TU5JP4B)	210255	Drive Shaft		25	24	58.5	79	616	
	2008.04-	MT	R	F	MPV Engine NFR(TU5JP4B)	210254	Drive Shaft		25	24	58.5	79	939	
1.6 (80 kW)	2008.04-	MT	L	F	MPV Engine NFU(TU5JP4)	210255	Drive Shaft		25	24	58.5	79	616	
	2008.04-	MT	R	F	MPV Engine NFU(TU5JP4)	210254	Drive Shaft		25	24	58.5	79	939	
1.6 HDi (55 kW)	2008.04-	MT	R	F	MPV Engine 9HT(DV6BTED4)	210254	Drive Shaft		25	24	58.5	79	939	
	2008.04-	MT	L	F	MPV Engine 9HT(DV6BTED4)	210255	Drive Shaft		25	24	58.5	79	616	
1.6 HDi (66 kW)	2008.04-	MT	R	F	MPV Engine 9HX(DV6ATED4)/9HV(DV6TED4)	210254	Drive Shaft		25	24	58.5	79	939	
	2008.04-	MT	L	F	MPV Engine 9HX(DV6ATED4)/9HV(DV6TED4)	210255	Drive Shaft		25	24	58.5	79	616	
1.6 HDi (80 kW)	2008.04-	MT	R	F	MPV Engine 9HZ(DV6ATED4)	210254	Drive Shaft		25	24	58.5	79	939	
	2008.04-	MT	L	F	MPV Engine 9HZ(DV6ATED4)	210255	Drive Shaft		25	24	58.5	79	616	
PARTNER VAN (5)														
1.1 (44 kW)	1996.06-	MT	L	F	Box Engine HDZ(TU1M)	210026	Drive Shaft		25	22	56.7	79	594	
	1996.06-	MT	R	F	Box Engine HDZ(TU1M)	210015	Drive Shaft		25	22	56.7	79	868	
1.4 (55 kW)	1996.06-	MT	L	F	Box Engine KFX(TU3JP)/TU32	210026	Drive Shaft		25	22	56.7	79	594	
	1996.06-	MT	R	F	Box Engine KFX(TU3JP)/TU32	210015	Drive Shaft		25	22	56.7	79	868	
1.6 HDi (55 kW)	2006.02-			F	Box Engine 9HW(DV6BTED4)	810067	Outer Joint	48W	25	34	58.5	79	55	I
1.6 HDi (66 kW)	2006.02-			F	Box Engine 9HX(DV6ATED4)	810067	Outer Joint	48W	25	34	58.5	79	55	I
1.8 D (43 kW)	1996.06-	MT	R	F	Box Engine A9A(XUD7)	210167	Drive Shaft		25	24	55.7	79	868	
	1996.06-	MT	L	F	Box Engine A9A(XUD7)	210090	Drive Shaft		25	24	54.8	78.5	593	
	1996.06-			F	Box Engine A9A(XUD7)	810076	Outer Joint	29W	25	34	58.5	79	55	I
	1996.06-	MT	L	F	Box Engine A9A(XUD7)	210025	Drive Shaft	29T	25	24	54.8	78.5	593	
	1996.06-	MT	R	F	Box Engine A9A(XUD7)	210023	Drive Shaft	29T	25	24	55.7	79	868	
	1996.06-			F	Box Engine A9A(XUD7)	810020	Outer Joint	29T	25	34	58	78.5	55	I
1.9 D (51 kW)	1996.06-	MT	R	F	Box Engine DJY(XUD9A)	210167	Drive Shaft		25	24	55.7	79	868	
	1996.06-	MT	L	F	Box Engine DJY(XUD9A)	210090	Drive Shaft		25	24	54.8	78.5	593	
	1996.06-	MT	L	F	Box Engine WJY(DW8B)/WJZ(DW8)	210090	Drive Shaft		25	24	54.8	78.5	593	
	1996.06-			L	Box Engine WJY(DW8B)/WJZ(DW8)	210165	Drive Shaft		25	24	55.7	79	594	
	1996.06-			R	Box Engine WJY(DW8B)/WJZ(DW8)	210167	Drive Shaft		25	24	55.7	79	868	
	1996.06-			F	Box Engine DJY(XUD9A)	810022	Outer Joint	29W	25	34	55.7	79	55	I
	1996.06-			F	Box Engine WJY(DW8B)/WJZ(DW8)	810076	Outer Joint	29W	25	34	58.5	79	55	I





	 YEAR	TRANSM	L/R	F/R	REMARKS	GSP Ref.	 PRODUCT	 ABS	Technical Specifications					
									A	B	C	H	L	P
PEUGEOT PARTNER VAN (5)														
1.9 D (51 kW)	1996.06-		R	F	Box Engine WJY(DW8B)/WJZ(DW8)	210023	Drive Shaft	29T	25	24	55.7	79	868	
	1996.06-	MT	L	F	Box Engine DJY(XUD9A)	210025	Drive Shaft	29T	25	24	54.8	78.5	593	
	1996.06-		L	F	Box Engine WJY(DW8B)/WJZ(DW8)	210025	Drive Shaft	29T	25	24	54.8	78.5	593	
	1996.06-	MT	R	F	Box Engine DJY(XUD9A)	210023	Drive Shaft	29T	25	24	55.7	79	868	
1.9 D 4x4 (51 kW)	2004.04-				All-wheel Drive Box Engine WJY(DW8B)	810076	Outer Joint	29W	25	34	58.5	79	55	I
2.0 HDi (66 kW)	2000.04-			F	Box Engine RHY(DW10TD)	810022	Outer Joint	29W	25	34	55.7	79	55	I
	2000.04-	MT	R	F	Box Engine RHY(DW10TD)	210167	Drive Shaft		25	24	55.7	79	868	
	2000.04-		R	F	Box Engine RHY(DW10TD)	210023	Drive Shaft	29T	25	24	55.7	79	868	
	2000.04-	MT	L	F	Box Engine RHY(DW10TD)	210163	Drive Shaft		25	24	54.8	78.5	583	
	2000.04-	MT	L	F	Box Engine RHY(DW10TD)	210131	Drive Shaft	29T	25	24	54.8	78.5	583	
	2000.04-			F	Box Engine RHY(DW10TD)	845027	Outer Joint		25	34	58	79	55.5	I
PEUGEOT LCV PARTNER VAN														
1.8 D/1.9 D	1996.10-	MT/AT	L			210050	Drive Shaft		25	24	55.7	79	583	
PIAGGIO PORTER														
1.3 i 16V 4x4 (48 kW)	1998.05-				All-wheel Drive Platform/Chassis	875007	Outer Joint		24	20	44	125.5	53	O
	1998.05-				All-wheel Drive Box	875007	Outer Joint		24	20	44	125.5	53	O
PLYMOUTH ACCLAIM														
-	1989- 1990				Saginaw	809010	Outer Joint		26	29	54	99.5	62.5	O
	1989- 1995					809008	Outer Joint		26	28	54	98	58	I
	1991-					609026	Inner Joint		25	32	40	71	124	
	1991- 1993				GKN PASSENGER	609027	Inner Joint		25	32	28	172	137	
BREEZE														
-	1996- 1999					609010	Inner Joint		25	32	40	74	113	
COLT VISTA														
2.4	1992- 1994	AT				839041	Outer Joint		25	25	54	95.5	65	M
NEON														
-	1995- 1999	AT	R			215009	Drive Shaft		23	25	57.7	91.8	942	
	1995- 1996	MT/AT	L			215006	Drive Shaft		23	25	57.7	91.8	582	
	1995- 1999	AT				615003	Inner Joint		25	28	28	172.5	103	
	2000-					809033	Outer Joint	46T	26	22	57.7	92.5	58	M
RELIANT														
-	1983- 1986					615002	Inner Joint		23	23	40	57	105.5	
	1986- 1989				SAGINAW	809010	Outer Joint		26	29	54	99.5	62.5	O
SUNDANCE														
-	1987- 1992				Saginaw	809010	Outer Joint		26	29	54	99.5	62.5	O
VOYAGER														
-	1991- 1995					609026	Inner Joint		25	32	40	71	124	
	1991- 1995				SUV/Truck/VAN GKN PASSENGER	609027	Inner Joint		25	32	28	172	137	
	1996- 2000				SUV/Truck/VAN	699059	Inner Joint		25	32	40	71.5	107	
	1996- 2000				SUV/Truck/VAN	609021	Inner Joint		25	32	28	173	107	
VOYAGER VAN														
-	1996- 1997		L		Truck 2WD	209004	Drive Shaft	47T	26	25	54	98.5	638	
	1996- 1997		L		Truck 4WD	209004	Drive Shaft	47T	26	25	54	98.5	638	
PLYMOUTH TRUCK VOYAGER VAN														
-	1996- 1997		R		Truck 2WD	209005	Drive Shaft	47T	26	25	54	98.5	1030	
	1996- 1997					609011	Inner Joint		25	32	40	71.5	107	
PONTIAC BONNEVILLE														
3.8 V6 (122 kW)	1986.09-			F	Saloon Engine LG3	808008	Outer Joint		27	32	61.5	120	64.5	O
3.8 V6 (149 kW)	1991.09-	AT		F	Saloon Engine L36	808008	Outer Joint		27	32	61.5	120	64.5	O
GRAND PRIX														
-	1988- 1996				Excl. A/T, 3 Speed.	806002	Outer Joint		33	32	73	88	55	O
	1988- 1993	AT			3 Speed	808024	Outer Joint		33	29	73	88	54.5	O





	 YEAR	TRANSM	L/R	F/R	REMARKS	GSP Ref.	 PRODUCT	 ABS	Technical Specifications								
									A	B	C	H	L	P			
PONTIAC GRAND PRIX																	
-	1988- 1996				Excl. A/T, 3 Speed.	806011	Outer Joint	47T	33	32	73	88	55	O			
LEMANS																	
-	1988-				1st Design	844062	Outer Joint		22	22	52	94.5	50	O			
SUNBIRD (J-BODY)																	
-	1982-					806001	Outer Joint		33	29	47.6	108	63	O			
	1992- 1995				LD Driveline&Brakes	821018	Outer Joint	48T	33	29	47.6	108	63	O			
PORSCHE 911																	
3.0 SC (150 kW)	1980.08- 1983.07	MT	L/R	R	Coupe Engine 930.10	248003	Drive Shaft					32.2	494				
	1980.08- 1983.07	MT		R	Coupe Engine 930.10	648004	Inner Joint			25		32					
	1982.08- 1983.07	MT		R	Convertible Engine 930.10	648001	Inner Joint			28		40					
3.1 Carrera Speedster (160 kW)	1986.08- 1989.08	MT	L/R	R	Convertible Engine 930.25	248001	Drive Shaft		28		53	98	601				
	1986.08- 1989.08	MT		R	Convertible Engine 930.25	648002	Inner Joint			28		32					
3.1 Carrera Speedster (170 kW)	1986.08- 1989.08	MT	L/R	R	Convertible Engine 930.20	248001	Drive Shaft		28		53	98	601				
	1986.08- 1989.08	MT		R	Convertible Engine 930.20	648002	Inner Joint			28		32					
3.1 SC Carrera (152 kW)	1984.10- 1989.08	MT	L/R	R	Convertible Engine 930.21	248001	Drive Shaft		28		53	98	601				
	1984.10- 1989.08	MT		R	Convertible Engine 930.21	648002	Inner Joint			28		32					
3.1 SC Carrera (170 kW)	1983.08- 1984.08	MT	L/R	R	Convertible Engine 930.20	248001	Drive Shaft		28		53	98	601				
	1983.08- 1984.08	MT		R	Convertible Engine 930.20	648002	Inner Joint			28		32					
3.2 (160 kW)	1986.08- 1989.08	MT	L/R	R	Coupe Engine 930.25	248001	Drive Shaft		28		53	98	601				
	1986.08- 1989.08	MT		R	Coupe Engine 930.25	648002	Inner Joint			28		32					
3.2 SC Carrera (152 kW)	1984.02- 1987.06	MT	L/R	R	Coupe Engine 930.21	248001	Drive Shaft		28		53	98	601				
	1984.02- 1987.06	MT		R	Coupe Engine 930.21	648002	Inner Joint			28		32					
3.2 SC Carrera (170 kW)	1983.08- 1989.08	MT	L/R	R	Coupe Engine 930.20/930.26	248001	Drive Shaft		28		53	98	601				
	1983.08- 1989.08	MT		R	Coupe Engine 930.20/930.26	648002	Inner Joint			28		32					
3.3 SC Turbo (221 kW)	1977.09- 1987.06	MT		R	Coupe Engine 930.60/930.66	648001	Inner Joint			28		40					
	1977.09- 1987.06	MT		R	Coupe Engine 930.60/930.66	648002	Inner Joint			28		32					
3.3 Turbo (221 kW)	1986.06- 1989.08	MT		R	Coupe Engine 930.66	648002	Inner Joint			28		32					
3.3 Turbo (243 kW)	1986.09- 1990.11	MT		R	Coupe Engine 930.60	648002	Inner Joint			28		32					
911 (964)																	
3.3 Turbo (235 kW)	1990.08- 1993.09	MT		R	Coupe Engine M30.69	648002	Inner Joint			28		32					
3.3 Turbo S (261 kW)	1991.06- 1992.12	MT		R	Coupe Engine M30.69S	648002	Inner Joint			28		32					
3.6 Carrera (184 kW)	1989.07- 1993.09	MT/AT		R	Coupe Engine M64.01/M64.02	648002	Inner Joint			28		32					
	1989.07- 1994.05	MT/AT		R	Convertible Engine M64.01/M64.02	648002	Inner Joint			28		32					
3.6 Turbo (265 kW)	1993.01- 1993.09	MT		R	Coupe Engine M64.50	648002	Inner Joint			28		32					
911 (993)																	
3.6 Carrera (200 kW)	1993.10- 1995.08	MT/AT		R	Coupe Engine M64.05/M64.06	648002	Inner Joint			28		32					
	1994.07- 1995.08	MT/AT		R	Convertible Engine M64.05/M64.06	648002	Inner Joint			28		32					
3.6 Carrera (210 kW)	1995.08- 1997.09	MT		R	Convertible Engine M64.21/M64.22	648002	Inner Joint			28		32					
3.6 Carrera 4 (200 kW)	1994.07- 1995.08	MT		R	All-wheel Drive Convertible Engine M64.07/M64.05	648002	Inner Joint			28		32					
	1994.07- 1995.08	MT		R	All-wheel Drive Coupe Engine M64.07/M64.05	648002	Inner Joint			28		32					
3.6 Carrera 4 (210 kW)	1995.08- 1997.09	MT		R	All-wheel Drive Convertible Engine M64.21/M64.23	648002	Inner Joint			28		32					
	1995.08- 1997.09	MT		R	All-wheel Drive Coupe Engine M64.21/M64.23	648002	Inner Joint			28		32					
3.6 Turbo 4 (300 kW)	1995.03- 1997.09	MT		R	All-wheel Drive Coupe Engine M64.60	648002	Inner Joint			28		32					
3.8 Carrera (210 kW)	1995.06- 1997.09	MT		R	Convertible Engine M64.05S/M64.06S	648002	Inner Joint			28		32					
	1995.06- 1997.09	MT		R	Coupe Engine M64.05S/M64.06S	648002	Inner Joint			28		32					
3.8 Carrera (221 kW)	1995.08- 1997.09	MT		R	Convertible Engine M64.21S	648002	Inner Joint			28		32					
3.8 Carrera 4 (210 kW)	1995.06- 1997.09	MT		R	All-wheel Drive Convertible Engine M64.05S/M64.06S	648002	Inner Joint			28		32					
	1995.06- 1997.09	MT		R	All-wheel Drive Coupe Engine M64.05S/M64.06S	648002	Inner Joint			28		32					
3.8 Carrera 4 (221 kW)	1995.08- 1997.09	MT		R	All-wheel Drive Convertible Engine M64.21S	648002	Inner Joint			28		32					
	1995.08- 1997.09	MT		R	All-wheel Drive Coupe Engine M64.21S	648002	Inner Joint			28		32					
3.8 Carrera RS (221 kW)	1995.06- 1997.09	MT		R	Coupe Engine M64.20	648002	Inner Joint			28		32					
911 TARGA																	
3.3 Turbo (221 kW)	1986.09- 1990.11	MT		R	Targa Engine 930.66	648002	Inner Joint			28		32					
911 TARGA (993)																	
3.6 Carrera (210 kW)	1995.08- 1997.09	MT		R	Targa Engine M64.22/M64.21	648002	Inner Joint			28		32					
3.8 Carrera (221 kW)	1996.05- 1997.09	MT		R	Targa Engine M64.21S	648002	Inner Joint			28		32					
944																	
2.5 Turbo (162 kW)	1985.08- 1988.07	MT		R	Coupe Engine M44.50/M44.51	648004	Inner Joint			25		32					
2.5 Turbo (184 kW)	1987.09- 1991.07	MT		R	Coupe Engine M44.52	648004	Inner Joint			25		32					





	 YEAR	TRANSM	L/R	F/R	REMARKS	GSP Ref.	 PRODUCT	 ABS	Technical Specifications							
									A	B	C	H	L	P		
PORSCHE BOXSTER (986)																
S 3.2 (185 kW)	1999.08- 2002.07	MT	L/R	R	Convertible Engine M96.21	248002	Drive Shaft	48W	28		61	94	680			
PROTON PREDANA																
All Models	1992.01-					839020	Outer Joint	43T	25	24	54	94.5	62	M		
PROTON																
1.3 12V MPI	1991.01- 1996.08			F		839085	Outer Joint		25	22	54	96	60	M		
1.5 12V MPI	1991.01- 1996.08			F		839085	Outer Joint		25	22	54	96	60	M		
SAGA																
-			L/R			224001	Drive Shaft		25	25	50	95	581.2			
1.3			R			249005	Drive Shaft		25	24	54	94.5	927			
			L			249006	Drive Shaft		25	24	54	94.5	605			
SATRIA (C9_M)																
1.3 (55 kW)	1996.03-			F	Hatchback Engine G13B	839023	Outer Joint		25	22	54	95	60	I		
1.5 (64 kW)	1996.09-			F	Hatchback Engine G15B	839023	Outer Joint		25	22	54	95	60	I		
1.5 (66 kW)	1996.03-			F	Hatchback Engine 4G15M	839023	Outer Joint		25	22	54	95	60	I		
1.6 (83 kW)	1996.03-			F	Hatchback Engine 4G92	839023	Outer Joint		25	22	54	95	60	I		
1.6 Sprint (70 kW)	1996.03-			F	Hatchback Engine 4G92	839023	Outer Joint		25	22	54	95	60	I		
WIRA																
1.3 (55 kW)	2000.08-			F	Hatchback Engine 4G13	839040	Outer Joint		25	30	54	95	61	M		
	2000.08-			F	Saloon Engine 4G13	839040	Outer Joint		25	30	54	95	61	M		
1.5 (64 kW)	2000.08-			F	Hatchback Engine 4G15M	839040	Outer Joint		25	30	54	95	61	M		
	2000.08-			F	Saloon Engine 4G15	839040	Outer Joint		25	30	54	95	61	M		
WIRA (C9_C, C9_S)																
1.3 GLSi (55 kW)	1994.01-			F	Hatchback Engine 4G13	839023	Outer Joint		25	22	54	95	60	I		
1.5 GLi/GLSi (66 kW)	1994.01-			F	Hatchback Engine 4G15	839040	Outer Joint		25	30	54	95	61	M		
	1994.01-			F	Hatchback Engine 4G15	839023	Outer Joint		25	22	54	95	60	I		
1.6 GLXi (83 kW)	1994.01-			F	Hatchback Engine 4G92	839040	Outer Joint		25	30	54	95	61	M		
WIRA (C9_S)																
1.3 (55 kW)	1994.01-			F	Saloon	839023	Outer Joint		25	22	54	95	60	I		
1.5 GLi/GLSi (66 kW)	1994.01-			F	Saloon Engine 4G15	839040	Outer Joint		25	30	54	95	61	M		
	1994.01-			F	Saloon Engine 4G15	839023	Outer Joint		25	22	54	95	60	I		
1.6 GLXi (83 kW)	1994.01-			F	Saloon Engine 4G92	839040	Outer Joint		25	30	54	95	61	M		
RENAULT 11 (B/C37_)																
1.1 (35 kW)	1983.03- 1986.06	MT	R	F	Hatchback Engine C1E715/C1E720	250012	Drive Shaft		21	23	46.4	81.5	726			
	1983.03- 1986.06	MT	L	F	Hatchback Engine C1E715/C1E720	250013	Drive Shaft		21	29.95	46.4	81.5	633.5			
1.2 (40 kW)	1984.10- 1988.12	MT	R	F	Hatchback Engine C1G700/C1G710	250012	Drive Shaft		21	23	46.4	81.5	726			
	1984.10- 1988.12	MT	L	F	Hatchback Engine C1G700/C1G710	250013	Drive Shaft		21	29.95	46.4	81.5	633.5			
	1984.10- 1988.12		L	F	Hatchback Engine C1G700/C1G710	250041	Drive Shaft		21	29.95	46.2	82	639			
1.4 (44 kW)	1983.03- 1988.12	MT	R	F	Hatchback Engine C1J715/C2J730	250012	Drive Shaft		21	23	46.4	81.5	726			
	1983.03- 1988.12	MT	L	F	Hatchback Engine C1J715/C2J730	250013	Drive Shaft		21	29.95	46.4	81.5	633.5			
1.4 (49 kW)	1983.03- 1988.12	MT	R	F	Hatchback Engine C2J720/C2J766/C2J767/C2J768	250012	Drive Shaft		21	23	46.4	81.5	726			
	1983.03- 1988.12	MT	L	F	Hatchback Engine C2J720/C2J766/C2J767/C2J768	250013	Drive Shaft		21	29.95	46.4	81.5	633.5			
1.4 (50 kW)	1983.03- 1985.12	MT	R	F	Hatchback Engine C2J718/C2J757	250012	Drive Shaft		21	23	46.4	81.5	726			
	1983.03- 1985.12	MT	L	F	Hatchback Engine C2J718/C2J757	250013	Drive Shaft		21	29.95	46.4	81.5	633.5			
1.4 (53 kW)	1983.05- 1985.12	MT	R	F	Hatchback Engine C2J717/C2J755	250012	Drive Shaft		21	23	46.4	81.5	726			
	1983.05- 1985.12	MT	L	F	Hatchback Engine C2J717/C2J755	250013	Drive Shaft		21	29.95	46.4	81.5	633.5			
1.6 D (40 kW)	1983.08- 1988.12	MT&3AT	R	F	Hatchback Engine F8M700/F8M720/F8M730	250012	Drive Shaft		21	23	46.4	81.5	726			
	1983.08- 1988.12	MT	L	F	Hatchback Engine F8M700/F8M720/F8M730	250013	Drive Shaft		21	29.95	46.4	81.5	633.5			
1.7 (54 kW)	1986.10- 1988.12	MT	L	F	Hatchback Engine F2N730	250013	Drive Shaft		21	29.95	46.4	81.5	633.5			
1.7 (55 kW)	1984.10- 1988.12	MT	L	F	Hatchback Engine F3N718	250013	Drive Shaft		21	29.95	46.4	81.5	633.5			
1.7 (59 kW)	1983.10- 1987.12	MT	L	F	Hatchback Engine F2N700/F2N704	250013	Drive Shaft		21	29.95	46.4	81.5	633.5			
1.7 (64 kW)	1987.06- 1988.12	MT	L	F	Hatchback Engine F2N732/F2N742	250013	Drive Shaft		21	29.95	46.4	81.5	633.5			
1.7 (65 kW)	1986.10- 1988.12	MT	L	F	Hatchback Engine F2N708/F2N710/F2N798	250013	Drive Shaft		21	29.95	46.4	81.5	633.5			
12																
-	1980.01- 1987.07	MT				850081	Outer Joint		20	30	48	107	57.5	O		
	1988.01- 1998.12	MT				850110	Outer Joint		20	30	48	107	57.5	I		
1.3 (37/40/44 kW)	1969.10- 1980.08	MT/AT				850081	Outer Joint		20	30	48	107	57.5	O		





	 YEAR	TRANSM	L/R	F/R	REMARKS	GSP Ref.	 PRODUCT	 ABS	Technical Specifications									
									A	B	C	H	L	P				
RENAULT																		
12 VARIABLE (117_)																		
1.3 (37 kW)	1975.07- 1980.04	MT	L/R	F	Estate Engine 810.02	211004	Drive Shaft		20	23	48	107	650					
1.3 (44 kW)	1973.08- 1980.08	MT	L/R	F	Estate Engine 810.05/810.06	211004	Drive Shaft		20	23	48	107	650					
15																		
1.3 (44 kW)	1972.03- 1980.10	MT				850081	Outer Joint		20	30	48	107	57.5	O				
1.6 (66 kW)	1972.03- 1980.10	MT				850081	Outer Joint		20	30	48	107	57.5	O				
15 (130_)																		
1.3 (44 kW)	1972.03- 1980.10	MT	L/R	F	Hatchback Engine 810.05	211004	Drive Shaft		20	23	48	107	650					
1.6 (66 kW)	1972.03- 1980.10	MT	L/R	F	Hatchback Engine 807.10	211004	Drive Shaft		20	23	48	107	650					
17																		
1.6 (66 kW)	1972.03- 1980.10	MT				850081	Outer Joint		20	30	48	107	57.5	O				
	1972.03- 1980.10	MT	L/R	F	Coupe Engine 807.10	211004	Drive Shaft		20	23	48	107	650					
1.6 GorDini (79 kW)	1974.03- 1980.10	MT				850081	Outer Joint		20	30	48	107	57.5	O				
	1974.03- 1980.10	MT	L/R	F	Coupe Engine 844.12	211004	Drive Shaft		20	23	48	107	650					
18																		
1.4/1.6					Motor	850016	Outer Joint		23	30	56.3	80.5	58	O				
1.4/1.6/2.1	1982.08- 1984		L/R			250145	Drive Shaft		23	23	56.3	80	685					
18 (134_)																		
1.4 (47 kW)	1978.04- 1986.07	MT	L/R	F	Saloon Engine 847720/847722	250016	Drive Shaft		20	23	48	107	673					
1.6 (54 kW)	1982.04- 1986.07	MT/AT	L/R	F	Saloon Engine 841717/A2M723	250016	Drive Shaft		20	23	48	107	673					
1.6 (58 kW)	1978.04- 1982.09	MT/AT	L/R	F	Saloon Engine 841725/841726	250016	Drive Shaft		20	23	48	107	673					
1.6 Turbo (80 kW)	1980.10- 1982.09			F	Saloon Engine 807727	850007	Outer Joint		23	25	56.3	80.5	56	O				
2.0 (77 kW)	1982.05- 1986.07			F	Saloon Engine J6R716	850007	Outer Joint		23	25	56.3	80.5	56	O				
2.1 Diesel (49 kW)	1981.11- 1986.07	MT	L/R	F	Saloon Engine 852710/J8S711	250016	Drive Shaft		20	23	48	107	673					
2.1 Diesel (53 kW)	1981.11- 1986.07	MT	L/R	F	Saloon Engine J8S711	250016	Drive Shaft		20	23	48	107	673					
18 GTL																		
-						299132	Drive Shaft		20	23	48	107	666.5					
18 GTX																		
-						250165	Drive Shaft		23	23	56.3	80.5	687					
18 VARIABLE (135_)																		
1.4 (47 kW)	1979.05- 1986.07	MT	L/R	F	Estate Engine 847720/847722	250016	Drive Shaft		20	23	48	107	673					
1.6 (54 kW)	1982.01- 1986.07	MT/AT	L/R	F	Estate Engine 841717/A2M723	250016	Drive Shaft		20	23	48	107	673					
1.6 (58 kW)	1979.05- 1982.09	MT/AT	L/R	F	Estate Engine 841725/841726	250016	Drive Shaft		20	23	48	107	673					
2.0 (77 kW)	1981.10- 1986.07			F	Estate Engine J6R716	850007	Outer Joint		23	25	56.3	80.5	56	O				
2.1 Diesel (49 kW)	1980.11- 1986.07	MT	L/R	F	Estate Engine 852710/J8S711	250016	Drive Shaft		20	23	48	107	673					
19																		
1.6						899070	Outer Joint		21	25	46.3	79	58	O				
19 (B/C53_)																		
1.4 (43 kW)	1989.01- 1989.12	MT	L	F	Hatchback Engine C2J772	250036	Drive Shaft		21	29.95	46.4	81.5	652					
	1989.01- 1989.12	MT	R	F	Hatchback Engine C2J772	250037	Drive Shaft		21	23	46.2	82	718					
	1989.01- 1989.12	MT	L	F	Hatchback Engine C2J772	250001	Drive Shaft		21	29.95	49.8	83.5	639.5					
	1989.01- 1989.12	MT&3AT	R	F	Hatchback Engine C2J772	250002	Drive Shaft		21	23	49.8	83.5	734					
1.4 (59 kW)	1988.01- 1992.12	MT	L	F	Hatchback Engine E6J700/E6J701	250036	Drive Shaft		21	29.95	46.4	81.5	652					
	1988.01- 1992.12	MT	R	F	Hatchback Engine E6J700/E6J701	250037	Drive Shaft		21	23	46.2	82	718					
	1988.01- 1992.12	MT	L	F	Hatchback Engine E6J700/E6J701	250001	Drive Shaft		21	29.95	49.8	83.5	639.5					
	1988.01- 1992.12	MT&3AT	R	F	Hatchback Engine E6J700/E6J701	250002	Drive Shaft		21	23	49.8	83.5	734					
1.4 CAT (43 kW)	1989.01- 1992.04	MT	L	F	Hatchback Engine C3J710	250036	Drive Shaft		21	29.95	46.4	81.5	652					
	1989.01- 1992.04	MT	R	F	Hatchback Engine C3J710	250037	Drive Shaft		21	23	46.2	82	718					
	1989.01- 1992.04	MT	L	F	Hatchback Engine C3J710	250001	Drive Shaft		21	29.95	49.8	83.5	639.5					
	1989.01- 1992.04	MT&3AT	R	F	Hatchback Engine C3J710	250002	Drive Shaft		21	23	49.8	83.5	734					
1.7 (54 kW)	1988.09- 1992.04	MT	L	F	Hatchback Engine F3N740/F3N741	250036	Drive Shaft		21	29.95	46.4	81.5	652					
	1988.09- 1992.04	MT	R	F	Hatchback Engine F3N740/F3N741	250037	Drive Shaft		21	23	46.2	82	718					
	1988.09- 1992.04	MT	L	F	Hatchback Engine F3N740/F3N741	250001	Drive Shaft		21	29.95	49.8	83.5	639.5					
	1988.09- 1992.04	MT&3AT	R	F	Hatchback Engine F3N740/F3N741	250002	Drive Shaft		21	23	49.8	83.5	734					
1.7 (66 kW)	1988.09- 1992.04	MT	L	F	Hatchback Engine F3N742/F3N743	250036	Drive Shaft		21	29.95	46.4	81.5	652					
	1988.09- 1992.04	MT	R	F	Hatchback Engine F3N742/F3N743	250037	Drive Shaft		21	23	46.2	82	718					
	1988.09- 1992.04	MT	L	F	Hatchback Engine F3N742/F3N743	250001	Drive Shaft		21	29.95	49.8	83.5	639.5					
	1988.09- 1992.04	MT&3AT	R	F	Hatchback Engine F3N742/F3N743	250002	Drive Shaft		21	23	49.8	83.5	734					
1.8 16V (99 kW)	1989.06- 1992.04	MT/AT		F	Hatchback Engine F7P704	850008	Outer Joint		21	25	56.2	83.5	58	O				
1.9 D (47 kW)	1988.09- 1992.04	MT	L	F	Hatchback Engine F8Q706/F8Q742	250001	Drive Shaft		21	29.95	49.8	83.5	639.5					
	1988.09- 1992.04	MT	R	F	Hatchback Engine F8Q706/F8Q742	250002	Drive Shaft		21	23	49.8	83.5	734					





	 YEAR	TRANSM	L/R	F/R	REMARKS	GSP Ref.	 PRODUCT	 ABS	Technical Specifications					
									A	B	C	H	L	P
RENAULT														
19 (D53_)														
1.7 (55 kW)	1991.07- 1992.04	MT	L	F	Convertible Engine F2N724	250036	Drive Shaft		21	29.95	46.4	81.5	652	
	1991.07- 1992.04	MT	R	F	Convertible Engine F2N724	250037	Drive Shaft		21	23	46.2	82	718	
	1991.07- 1992.04	MT	L	F	Convertible Engine F2N724	250001	Drive Shaft		21	29.95	49.8	83.5	639.5	
	1991.07- 1992.04	MT&3AT	R	F	Convertible Engine F2N724	250002	Drive Shaft		21	23	49.8	83.5	734	
1.7 (70 kW)	1991.07- 1992.04	MT	L	F	Convertible Engine F3N742/F3N743	250036	Drive Shaft		21	29.95	46.4	81.5	652	
	1991.07- 1992.04	MT	R	F	Convertible Engine F3N742/F3N743	250037	Drive Shaft		21	23	46.2	82	718	
	1991.07- 1992.04	MT	L	F	Convertible Engine F3N742/F3N743	250001	Drive Shaft		21	29.95	49.8	83.5	639.5	
	1991.07- 1992.04	MT&3AT	R	F	Convertible Engine F3N742/F3N743	250002	Drive Shaft		21	23	49.8	83.5	734	
1.8 16V (101 kW)	1991.07- 1992.04	MT/AT		F	Convertible Engine F7P704	850008	Outer Joint		21	25	56.2	83.5	58	O
19 (L53_)														
1.4 (43 kW)	1988.07- 1992.04	MT	L	F	Saloon Engine C2J772/C3J710	250036	Drive Shaft		21	29.95	46.4	81.5	652	
	1988.07- 1992.04	MT	R	F	Saloon Engine C2J772/C3J710	250037	Drive Shaft		21	23	46.2	82	718	
	1988.07- 1992.04	MT	L	F	Saloon Engine C2J772/C3J710	250001	Drive Shaft		21	29.95	49.8	83.5	639.5	
	1988.07- 1992.04	MT&3AT	R	F	Saloon Engine C2J772/C3J710	250002	Drive Shaft		21	23	49.8	83.5	734	
1.7 (54 kW)	1989.10- 1992.04	MT	L	F	Saloon Engine F3N740/F3N741	250036	Drive Shaft		21	29.95	46.4	81.5	652	
	1989.10- 1992.04	MT	R	F	Saloon Engine F3N740/F3N741	250037	Drive Shaft		21	23	46.2	82	718	
	1989.10- 1992.04	MT	L	F	Saloon Engine F3N740/F3N741	250001	Drive Shaft		21	29.95	49.8	83.5	639.5	
	1989.10- 1992.04	MT&3AT	R	F	Saloon Engine F3N740/F3N741	250002	Drive Shaft		21	23	49.8	83.5	734	
1.7 (66 kW)	1988.07- 1992.04	MT	L	F	Saloon Engine F3N742/F3N743	250036	Drive Shaft		21	29.95	46.4	81.5	652	
	1988.07- 1992.04	MT	R	F	Saloon Engine F3N742/F3N743	250037	Drive Shaft		21	23	46.2	82	718	
	1988.07- 1992.04	MT	L	F	Saloon Engine F3N742/F3N743	250001	Drive Shaft		21	29.95	49.8	83.5	639.5	
	1988.07- 1992.04	MT&3AT	R	F	Saloon Engine F3N742/F3N743	250002	Drive Shaft		21	23	49.8	83.5	734	
1.8 16V (99 kW)	1989.10- 1992.04	MT/AT		F	Saloon Engine F7P704	850008	Outer Joint		21	25	56.2	83.5	58	O
1.9 D (47 kW)	1989.10- 1992.04	MT	L	F	Saloon Engine F8Q706/F8Q742	250001	Drive Shaft		21	29.95	49.8	83.5	639.5	
	1989.10- 1992.04	MT	R	F	Saloon Engine F8Q706/F8Q742	250002	Drive Shaft		21	23	49.8	83.5	734	
19 II (B/C53_)														
1.4 (43 kW)	1992.04- 1995.12	MT	L	F	Hatchback Engine C3J710	250036	Drive Shaft		21	29.95	46.4	81.5	652	
	1992.04- 1995.12	MT	R	F	Hatchback Engine C3J710	250037	Drive Shaft		21	23	46.2	82	718	
	1992.04- 1995.12	MT	L	F	Hatchback Engine C3J710	250001	Drive Shaft		21	29.95	49.8	83.5	639.5	
	1992.04- 1995.12	MT&3AT	R	F	Hatchback Engine C3J710	250002	Drive Shaft		21	23	49.8	83.5	734	
1.4 (55 kW)	1992.01- 1995.12	MT	L	F	Hatchback Engine E7J742	250036	Drive Shaft		21	29.95	46.4	81.5	652	
	1992.01- 1995.12	MT	R	F	Hatchback Engine E7J742	250037	Drive Shaft		21	23	46.2	82	718	
	1992.01- 1995.12	MT	L	F	Hatchback Engine E7J742	250001	Drive Shaft		21	29.95	49.8	83.5	639.5	
	1992.01- 1995.12	MT&3AT	R	F	Hatchback Engine E7J742	250002	Drive Shaft		21	23	49.8	83.5	734	
1.4 (59 kW)	1992.01- 1995.12	MT	L	F	Hatchback Engine E6J700/E7J706	250036	Drive Shaft		21	29.95	46.4	81.5	652	
	1992.01- 1995.12	MT	R	F	Hatchback Engine E6J700/E7J706	250037	Drive Shaft		21	23	46.2	82	718	
	1992.01- 1995.12	MT	L	F	Hatchback Engine E6J700/E7J706	250001	Drive Shaft		21	29.95	49.8	83.5	639.5	
	1992.01- 1995.12	MT&3AT	R	F	Hatchback Engine E6J700/E7J706	250002	Drive Shaft		21	23	49.8	83.5	734	
1.7 (54 kW)	1992.04- 1995.12	MT	L	F	Hatchback Engine F3N740/F3N741	250036	Drive Shaft		21	29.95	46.4	81.5	652	
	1992.04- 1995.12	MT	R	F	Hatchback Engine F3N740/F3N741	250037	Drive Shaft		21	23	46.2	82	718	
	1992.04- 1995.12	MT	L	F	Hatchback Engine F3N740/F3N741	250001	Drive Shaft		21	29.95	49.8	83.5	639.5	
	1992.04- 1995.12	MT&3AT	R	F	Hatchback Engine F3N740/F3N741	250002	Drive Shaft		21	23	49.8	83.5	734	
1.7 (66 kW)	1992.04- 1995.12	MT	L	F	Hatchback Engine F3N743	250036	Drive Shaft		21	29.95	46.4	81.5	652	
	1992.04- 1995.12	MT	R	F	Hatchback Engine F3N743	250037	Drive Shaft		21	23	46.2	82	718	
	1992.04- 1995.12	MT/3AT		F	Hatchback Engine F3N743	850008	Outer Joint		21	25	56.2	83.5	58	O
	1992.04- 1995.12	MT	L	F	Hatchback Engine F3N743	250001	Drive Shaft		21	29.95	49.8	83.5	639.5	
	1992.04- 1995.12	MT&3AT	R	F	Hatchback Engine F3N743	250002	Drive Shaft		21	23	49.8	83.5	734	
1.8 (65 kW)	1992.04- 1995.12	MT	L	F	Hatchback Engine F3P706/F3P707/F3P708/F3P760	250036	Drive Shaft		21	29.95	46.4	81.5	652	
	1992.04- 1995.12	MT	R	F	Hatchback Engine F3P706/F3P707/F3P708/F3P760	250037	Drive Shaft		21	23	46.2	82	718	
	1992.04- 1995.12	MT/3AT		F	Hatchback Engine F3P706/F3P707/F3P708/F3P760	850008	Outer Joint		21	25	56.2	83.5	58	O
	1992.04- 1995.12	MT	L	F	Hatchback Engine F3P706/F3P707/F3P708/F3P760	250001	Drive Shaft		21	29.95	49.8	83.5	639.5	
	1992.04- 1995.12	MT&3AT	R	F	Hatchback Engine F3P706/F3P707/F3P708/F3P760	250002	Drive Shaft		21	23	49.8	83.5	734	
1.8 (66 kW)	1992.04- 1995.12	MT	L	F	Hatchback Engine F3P706/F3P760	250036	Drive Shaft		21	29.95	46.4	81.5	652	
	1992.04- 1995.12	MT	R	F	Hatchback Engine F3P706/F3P760	250037	Drive Shaft		21	23	46.2	82	718	
	1992.04- 1995.12	MT	L	F	Hatchback Engine F3P706/F3P760	250001	Drive Shaft		21	29.95	49.8	83.5	639.5	
	1992.04- 1995.12	MT&3AT	R	F	Hatchback Engine F3P706/F3P760	250002	Drive Shaft		21	23	49.8	83.5	734	
1.8 (79 kW)	1994.05- 1995.12	MT	L	F	Hatchback Engine F3P682/F3P765	250036	Drive Shaft		21	29.95	46.4	81.5	652	
	1994.05- 1995.12	MT	R	F	Hatchback Engine F3P682/F3P765	250037	Drive Shaft		21	23	46.2	82	718	
	1994.05- 1995.12	MT/3AT		F	Hatchback Engine F3P682/F3P765	850008	Outer Joint		21	25	56.2	83.5	58	O
	1994.05- 1995.12	MT	L	F	Hatchback Engine F3P682/F3P765	250001	Drive Shaft		21	29.95	49.8	83.5	639.5	
	1994.05- 1995.12	MT&3AT	R	F	Hatchback Engine F3P682/F3P765	250002	Drive Shaft		21	23	49.8	83.5	734	





	 YEAR	TRANSM	L/R	F/R	REMARKS	GSP Ref.	 PRODUCT	 ABS	Technical Specifications									
									A	B	C	H	L	P				
RENAULT 19 II (B/C53_)																		
1.8 (81 kW)	1992.04- 1994.05	MT	L	F	Hatchback Engine F3P700	250036	Drive Shaft		21	29.95	46.4	81.5	652					
	1992.04- 1994.05	MT	R	F	Hatchback Engine F3P700	250037	Drive Shaft		21	23	46.2	82	718					
	1992.04- 1994.05	MT/3AT		F	Hatchback Engine F3P700	850008	Outer Joint		21	25	56.2	83.5	58	O				
	1992.04- 1994.05	MT	L	F	Hatchback Engine F3P700	250001	Drive Shaft		21	29.95	49.8	83.5	639.5					
	1992.04- 1994.05	MT&3AT	R	F	Hatchback Engine F3P700	250002	Drive Shaft		21	23	49.8	83.5	734					
1.8 16V (99 kW)	1992.04- 1995.12	MT/AT		F	Hatchback Engine F7P704	850008	Outer Joint		21	25	56.2	83.5	58	O				
1.9 D (47 kW)	1992.04- 1995.12	MT	L	F	Hatchback Engine F8Q742	250001	Drive Shaft		21	29.95	49.8	83.5	639.5					
	1992.04- 1995.12	MT	R	F	Hatchback Engine F8Q742	250002	Drive Shaft		21	23	49.8	83.5	734					
1.9 DT (66 kW)	1992.04- 1995.12	MT		F	Hatchback Engine F8Q744	850008	Outer Joint		21	25	56.2	83.5	58	O				
	1992.04- 1995.12	MT	L	F	Hatchback Engine F8Q744	250001	Drive Shaft		21	29.95	49.8	83.5	639.5					
	1992.04- 1995.12	MT	R	F	Hatchback Engine F8Q744	250002	Drive Shaft		21	23	49.8	83.5	734					
19 II (D53_ , 853_)																		
1.7 (66 kW)	1992.04- 1993.09	MT&3AT	R	F	Convertible Engine F3N742/F3N743	250002	Drive Shaft		21	23	49.8	83.5	734					
	1992.04- 1993.09	MT	L	F	Convertible Engine F3N742/F3N743	250036	Drive Shaft		21	29.95	46.4	81.5	652					
	1992.04- 1993.09	MT	R	F	Convertible Engine F3N742/F3N743	250037	Drive Shaft		21	23	46.2	82	718					
	1992.04- 1993.09	MT	L	F	Convertible Engine F3N742/F3N743	250001	Drive Shaft		21	29.95	49.8	83.5	639.5					
1.8 (65 kW)	1992.04- 1996.06	MT&3AT	R	F	Convertible Engine F3P704/F3P705/F3P706/F3P707/F3P708/F3P760	250002	Drive Shaft		21	23	49.8	83.5	734					
	1992.04- 1996.06	MT	L	F	Convertible Engine F3P704/F3P705/F3P706/F3P707/F3P708/F3P760	250036	Drive Shaft		21	29.95	46.4	81.5	652					
	1992.04- 1996.06	MT	R	F	Convertible Engine F3P704/F3P705/F3P706/F3P707/F3P708/F3P760	250037	Drive Shaft		21	23	46.2	82	718					
	1992.04- 1996.06	MT	L	F	Convertible Engine F3P704/F3P705/F3P706/F3P707/F3P708/F3P760	250001	Drive Shaft		21	29.95	49.8	83.5	639.5					
1.8 (66 kW)	1993.09- 1996.06	MT&3AT	R	F	Convertible Engine F3P706/F3P760	250002	Drive Shaft		21	23	49.8	83.5	734					
	1993.09- 1996.06	MT	L	F	Convertible Engine F3P706/F3P760	250036	Drive Shaft		21	29.95	46.4	81.5	652					
	1993.09- 1996.06	MT	R	F	Convertible Engine F3P706/F3P760	250037	Drive Shaft		21	23	46.2	82	718					
	1993.09- 1996.06	MT/3AT		F	Convertible Engine F3P706/F3P760	850008	Outer Joint		21	25	56.2	83.5	58	O				
	1993.09- 1996.06	MT	L	F	Convertible Engine F3P706/F3P760	250001	Drive Shaft		21	29.95	49.8	83.5	639.5					
1.8 (79 kW)	1994.07- 1996.06	MT&3AT	R	F	Convertible Engine F3P682/F3P764/F3P765	250002	Drive Shaft		21	23	49.8	83.5	734					
	1994.07- 1996.06	MT	L	F	Convertible Engine F3P682/F3P764/F3P765	250036	Drive Shaft		21	29.95	46.4	81.5	652					
	1994.07- 1996.06	MT	R	F	Convertible Engine F3P682/F3P764/F3P765	250037	Drive Shaft		21	23	46.2	82	718					
	1994.07- 1996.06	MT/3AT		F	Convertible Engine F3P682/F3P764/F3P765	850008	Outer Joint		21	25	56.2	83.5	58	O				
	1994.07- 1996.06	MT	L	F	Convertible Engine F3P682/F3P764/F3P765	250001	Drive Shaft		21	29.95	49.8	83.5	639.5					
1.8 16V (99 kW)	1992.04- 1996.06	MT/AT		F	Convertible Engine F7P704	850008	Outer Joint		21	25	56.2	83.5	58	O				
19 II (L53_)																		
1.4 (43 kW)	1992.04- 1995.12	MT&3AT	R	F	Saloon Engine C3J710	250002	Drive Shaft		21	23	49.8	83.5	734					
	1992.04- 1995.12	MT	L	F	Saloon Engine C3J710	250036	Drive Shaft		21	29.95	46.4	81.5	652					
	1992.04- 1995.12	MT	R	F	Saloon Engine C3J710	250037	Drive Shaft		21	23	46.2	82	718					
	1992.04- 1995.12	MT	L	F	Saloon Engine C3J710	250001	Drive Shaft		21	29.95	49.8	83.5	639.5					
1.4 (55 kW)	1993.11- 1995.12	MT&3AT	R	F	Saloon Engine E7J742	250002	Drive Shaft		21	23	49.8	83.5	734					
	1993.11- 1995.12	MT	L	F	Saloon Engine E7J742	250036	Drive Shaft		21	29.95	46.4	81.5	652					
	1993.11- 1995.12	MT	R	F	Saloon Engine E7J742	250037	Drive Shaft		21	23	46.2	82	718					
	1993.11- 1995.12	MT	L	F	Saloon Engine E7J742	250001	Drive Shaft		21	29.95	49.8	83.5	639.5					
1.7 (54 kW)	1992.04- 1995.12	MT&3AT	R	F	Saloon Engine F3N740/F3N741	250002	Drive Shaft		21	23	49.8	83.5	734					
	1992.04- 1995.12	MT	L	F	Saloon Engine F3N740/F3N741	250036	Drive Shaft		21	29.95	46.4	81.5	652					
	1992.04- 1995.12	MT	R	F	Saloon Engine F3N740/F3N741	250037	Drive Shaft		21	23	46.2	82	718					
	1992.04- 1995.12	MT	L	F	Saloon Engine F3N740/F3N741	250001	Drive Shaft		21	29.95	49.8	83.5	639.5					
1.8 (65 kW)	1992.04- 1995.12	MT&3AT	R	F	Saloon Engine F3P704/F3P705/F3P706/F3P707/F3P708/F3P760	250002	Drive Shaft		21	23	49.8	83.5	734					
	1992.04- 1995.12	MT	L	F	Saloon Engine F3P704/F3P705/F3P706/F3P707/F3P708/F3P760	250036	Drive Shaft		21	29.95	46.4	81.5	652					
	1992.04- 1995.12	MT	R	F	Saloon Engine F3P704/F3P705/F3P706/F3P707/F3P708/F3P760	250037	Drive Shaft		21	23	46.2	82	718					
	1992.04- 1995.12	MT/3AT		F	Saloon Engine F3P704/F3P705/F3P706/F3P707/F3P708/F3P760	850008	Outer Joint		21	25	56.2	83.5	58	O				
	1992.04- 1995.12	MT	L	F	Saloon Engine F3P704/F3P705/F3P706/F3P707/F3P708/F3P760	250001	Drive Shaft		21	29.95	49.8	83.5	639.5					
1.8 (66 kW)	1992.04- 1995.12	MT&3AT	R	F	Saloon Engine F3P706/F3P760	250002	Drive Shaft		21	23	49.8	83.5	734					
	1992.04- 1995.12	MT	L	F	Saloon Engine F3P706/F3P760	250036	Drive Shaft		21	29.95	46.4	81.5	652					
	1992.04- 1995.12	MT	R	F	Saloon Engine F3P706/F3P760	250037	Drive Shaft		21	23	46.2	82	718					
	1992.04- 1995.12	MT/3AT		F	Saloon Engine F3P706/F3P760	850008	Outer Joint		21	25	56.2	83.5	58	O				
	1992.04- 1995.12	MT	L	F	Saloon Engine F3P706/F3P760	250001	Drive Shaft		21	29.95	49.8	83.5	639.5					
1.8 (79 kW)	1994.05- 1995.12	MT&3AT	R	F	Saloon Engine F3P682	250002	Drive Shaft		21	23	49.8	83.5	734					
	1994.05- 1995.12	MT	L	F	Saloon Engine F3P682	250036	Drive Shaft		21	29.95	46.4	81.5	652					
	1994.05- 1995.12	MT	R	F	Saloon Engine F3P682	250037	Drive Shaft		21	23	46.2	82	718					
	1994.05- 1995.12	MT/3AT		F	Saloon Engine F3P682	850008	Outer Joint		21	25	56.2	83.5	58	O				
	1994.05- 1995.12	MT	L	F	Saloon Engine F3P682	250001	Drive Shaft		21	29.95	49.8	83.5	639.5					
1.8 (81 kW)	1992.04- 1994.05	MT&3AT	R	F	Saloon Engine F3P700	250002	Drive Shaft		21	23	49.8	83.5	734					
	1992.04- 1994.05	MT	L	F	Saloon Engine F3P700	250036	Drive Shaft		21	29.95	46.4	81.5	652					
	1992.04- 1994.05	MT	R	F	Saloon Engine F3P700	250037	Drive Shaft		21	23	46.2	82	718					





	 YEAR	TRANSM	L/R	F/R	REMARKS	GSP Ref.	 PRODUCT	 ABS	Technical Specifications						
									A	B	C	H	L	P	
RENAULT															
19 II (L53_)															
1.8 (81 kW)	1992.04- 1994.05	MT/3AT		F	Saloon Engine F3P700	850008	Outer Joint		21	25	56.2	83.5	58	O	
	1992.04- 1994.05	MT	L	F	Saloon Engine F3P700	250001	Drive Shaft		21	29.95	49.8	83.5	639.5		
1.8 16V (99 kW)	1992.04- 1995.12	MT/AT		F	Saloon Engine F7P704	850008	Outer Joint		21	25	56.2	83.5	58	O	
1.9 D (47 kW)	1992.04- 1995.12	MT	R	F	Saloon Engine F8Q742	250002	Drive Shaft		21	23	49.8	83.5	734		
	1992.04- 1995.12	MT	L	F	Saloon Engine F8Q742	250001	Drive Shaft		21	29.95	49.8	83.5	639.5		
1.9 DT (66 kW)	1992.04- 1995.12	MT	R	F	Saloon Engine F8Q744	250002	Drive Shaft		21	23	49.8	83.5	734		
	1992.04- 1995.12	MT		F	Saloon Engine F8Q744	850008	Outer Joint		21	25	56.2	83.5	58	O	
	1992.04- 1995.12	MT	L	F	Saloon Engine F8Q744	250001	Drive Shaft		21	29.95	49.8	83.5	639.5		
19 II (S53_)															
1.9 DT (68 kW)	1992.03- 1995.12	MT		F	Box Engine F8Q740	850008	Outer Joint		21	25	56.2	83.5	58	O	
	1992.03- 1995.12	MT	L	F	Box Engine F8Q740	250001	Drive Shaft		21	29.95	49.8	83.5	639.5		
	1992.03- 1995.12	MT	R	F	Box Engine F8Q740	250002	Drive Shaft		21	23	49.8	83.5	734		
20 (127_)															
2.0 (76 kW)	1980.10- 1983.12			F	Hatchback Engine 829702/829703	850027	Outer Joint		23	25	56.3	109	56	O	
	1980.10- 1983.12	MT	L/R	F	Hatchback Engine 829702/829703	250030	Drive Shaft		23	23	56.3	80.5	697		
2.1 TD (63 kW)	1982.01- 1983.12	MT/AT		F	Hatchback Engine J8S702	850007	Outer Joint		23	25	56.3	80.5	56	O	
2.2 (85 kW)	1980.10- 1983.12	MT/AT		F	Hatchback Engine 851700	850007	Outer Joint		23	25	56.3	80.5	56	O	
	1980.10- 1983.12	MT	L/R	F	Hatchback Engine 851700	250030	Drive Shaft		23	23	56.3	80.5	697		
21															
-						650059	Inner Joint		23	22	36.3	41	64.5		
21 (B48_)															
1.7 (54 kW)	1989.09- 1992.10	MT	L	F	Hatchback Engine F3N726	250033	Drive Shaft		21	29.95	46.3	84	648		
	1989.09- 1992.10	MT	R	F	Hatchback Engine F3N726	250138	Drive Shaft		21	23	46.2	82	741		
	1989.09- 1992.10			F	Hatchback Engine F3N726	850001	Outer Joint		23	24	56.3	80	58	I	
1.7 (66 kW)	1989.09- 1994.06	MT	L	F	Hatchback Engine F3N722/F3N723	250033	Drive Shaft		21	29.95	46.3	84	648		
	1989.09- 1994.06	MT	R	F	Hatchback Engine F3N722/F3N723	250138	Drive Shaft		21	23	46.2	82	741		
	1989.09- 1994.06			F	Hatchback Engine F3N722/F3N723	850001	Outer Joint		23	24	56.3	80	58	I	
1.9 D (47 kW)	1989.09- 1994.01	MT	L	F	Hatchback Engine F8Q710	250033	Drive Shaft		21	29.95	46.3	84	648		
	1989.09- 1994.01	MT	R	F	Hatchback Engine F8Q710	250138	Drive Shaft		21	23	46.2	82	741		
	1989.09- 1994.01			F	Hatchback Engine F8Q710	850001	Outer Joint		23	24	56.3	80	58	I	
2.0 (99 kW)	1990.02- 1992.10	MT/AT	L/R	F	Hatchback Engine J7R740	250007	Drive Shaft		23	23	57.5	83.5	698.5		
	1990.02- 1992.10			F	Hatchback Engine J7R740	850001	Outer Joint		23	24	56.3	80	58	I	
2.0 4x4 (99 kW)	1990.09- 1992.10	MT/AT	L/R	F	All-wheel Drive Hatchback Engine J7R740	250007	Drive Shaft		23	23	57.5	83.5	698.5		
	1990.09- 1992.10				All-wheel Drive Hatchback Engine J7R740	850001	Outer Joint		23	24	56.3	80	58	I	
2.1 D (51 kW)	1992.04- 1994.06			F	Hatchback Engine J8S784	850001	Outer Joint		23	24	56.3	80	58	I	
2.1 D (53 kW)	1989.09- 1992.12			F	Hatchback Engine J8S600,J8S740	850001	Outer Joint		23	24	56.3	80	58	I	
2.1 Turbo-D (65 kW)	1989.09- 1994.06	MT	L/R	F	Hatchback Engine J8S714/J8S786/J8S788	250007	Drive Shaft		23	23	57.5	83.5	698.5		
	1989.09- 1994.06			F	Hatchback Engine J8S714/J8S786/J8S788	850001	Outer Joint		23	24	56.3	80	58	I	
2.2 (79 kW)	1989.09- 1994.06	MT/AT	L/R	F	Hatchback Engine J7T754/J7T755	250007	Drive Shaft		23	23	57.5	83.5	698.5		
	1989.09- 1994.06			F	Hatchback Engine J7T754/J7T755	850001	Outer Joint		23	24	56.3	80	58	I	
2.2 4x4 (79 kW)	1990.07- 1994.06	MT/AT	L/R	F	All-wheel Drive Hatchback Engine J7T754/J7T755	250007	Drive Shaft		23	23	57.5	83.5	698.5		
	1990.07- 1994.06				All-wheel Drive Hatchback Engine J7T754/J7T755	850001	Outer Joint		23	24	56.3	80	58	I	
21 (L48_)															
1.7 (54 kW)	1986.07- 1994.02	MT	L	F	Saloon Engine F2N750/F3N726	250033	Drive Shaft		21	29.95	46.3	84	648		
	1986.07- 1994.02	MT	R	F	Saloon Engine F2N750/F3N726	250138	Drive Shaft		21	23	46.2	82	741		
	1986.07- 1994.02			F	Saloon Engine F2N750/F3N726	850001	Outer Joint		23	24	56.3	80	58	I	
1.7 (55 kW)	1986.03- 1987.12	MT	L	F	Saloon Engine F2N712	250033	Drive Shaft		21	29.95	46.3	84	648		
	1986.03- 1987.12	MT	R	F	Saloon Engine F2N712	250138	Drive Shaft		21	23	46.2	82	741		
	1986.03- 1987.12			F	Saloon Engine F2N712	850001	Outer Joint		23	24	56.3	80	58	I	
1.7 (64 kW)	1987.06- 1989.04	MT	L	F	Saloon Engine F2N752	250033	Drive Shaft		21	29.95	46.3	84	648		
	1987.06- 1989.04	MT	R	F	Saloon Engine F2N752	250138	Drive Shaft		21	23	46.2	82	741		
	1987.06- 1989.04			F	Saloon Engine F2N752	850001	Outer Joint		23	24	56.3	80	58	I	
1.7 (65 kW)	1986.03- 1993.03	MT	L	F	Saloon Engine F2N710	250033	Drive Shaft		21	29.95	46.3	84	648		
	1986.03- 1993.03	MT	R	F	Saloon Engine F2N710	250138	Drive Shaft		21	23	46.2	82	741		
	1986.03- 1993.03			F	Saloon Engine F2N710	850001	Outer Joint		23	24	56.3	80	58	I	
1.7 (66 kW)	1989.09- 1994.02	MT	L	F	Saloon Engine F3N722/F3N723	250033	Drive Shaft		21	29.95	46.3	84	648		
	1989.09- 1994.02	MT	R	F	Saloon Engine F3N722/F3N723	250138	Drive Shaft		21	23	46.2	82	741		
	1989.09- 1994.02			F	Saloon Engine F3N722/F3N723	850001	Outer Joint		23	24	56.3	80	58	I	
1.7 (69 kW)	1986.03- 1994.02	MT	L	F	Saloon Engine F3N722/F3N723	250033	Drive Shaft		21	29.95	46.3	84	648		
	1986.03- 1994.02	MT	R	F	Saloon Engine F3N722/F3N723	250138	Drive Shaft		21	23	46.2	82	741		
	1986.03- 1994.02			F	Saloon Engine F3N722/F3N723	850001	Outer Joint		23	24	56.3	80	58	I	





	 YEAR	TRANSM	L/R	F/R	REMARKS	GSP Ref.	 PRODUCT	 ABS	Technical Specifications					
									A	B	C	H	L	P
RENAULT														
21 (L48 _)														
1.9 D (47 kW)	1989.08- 1993.10	MT	L	F	Saloon Engine F8Q710	250033	Drive Shaft		21	29.95	46.3	84	648	
	1989.08- 1993.10	MT	R	F	Saloon Engine F8Q710	250138	Drive Shaft		21	23	46.2	82	741	
	1989.08- 1993.10			F	Saloon Engine F8Q710	850001	Outer Joint		23	24	56.3	80	58	I
2.0 (78 kW)	1991.05- 1993.10	MT/AT	L/R	F	Saloon Engine J6R758	250007	Drive Shaft		23	23	57.5	83.5	698.5	
	1991.05- 1993.10			F	Saloon Engine J6R758	850001	Outer Joint		23	24	56.3	80	58	I
2.0 (85 kW)	1986.03- 1988.12	MT/AT	L/R	F	Saloon Engine J7R750/J7R751	250007	Drive Shaft		23	23	57.5	83.5	698.5	
2.0 (88 kW)	1986.03- 1993.12	MT/AT	L/R	F	Saloon Engine J7R746/J7R747	250007	Drive Shaft		23	23	57.5	83.5	698.5	
2.0 (99 kW)	1990.02- 1994.06	MT/AT	L/R	F	Saloon Engine J7R740	250007	Drive Shaft		23	23	57.5	83.5	698.5	
2.0 4x4 (99 kW)	1989.12- 1994.02	MT/AT	L/R	F	All-wheel Drive Saloon Engine J7R740	250007	Drive Shaft		23	23	57.5	83.5	698.5	
2.0 Turbo (129 kW)	1987.04- 1990.03			F	Saloon Engine J7R752	850007	Outer Joint		23	25	56.3	80.5	56	O
2.0 Turbo 4x4 (129 kW)	1989.08- 1993.10				All-wheel Drive Saloon Engine J7R752	850007	Outer Joint		23	25	56.3	80.5	56	O
2.1 D (48 kW)	1986.03- 1989.12	MT	L/R	F	Saloon Engine J8S704	250007	Drive Shaft		23	23	57.5	83.5	698.5	
2.1 D (51 kW)	1992.10- 1994.06			F	Saloon Engine J8S784	850001	Outer Joint		23	24	56.3	80	58	I
2.1 D (53 kW)	1989.05- 1994.06			F	Saloon Engine J8S600,J8S740	850001	Outer Joint		23	24	56.3	80	58	I
2.1 Turbo-D (65 kW)	1986.03- 1994.06	MT/AT	L/R	F	Saloon Engine J8S714/J8S786/J8S788	250007	Drive Shaft		23	23	57.5	83.5	698.5	
	1986.03- 1994.06			F	Saloon Engine J8S714/J8S786/J8S788	850001	Outer Joint		23	24	56.3	80	58	I
2.2 (79 kW)	1986.07- 1994.02	MT/AT	L/R	F	Saloon Engine J7T754/J7T755	250007	Drive Shaft		23	23	57.5	83.5	698.5	
	1986.07- 1994.02			F	Saloon Engine J7T754/J7T755	850001	Outer Joint		23	24	56.3	80	58	I
2.2 4x4 (79 kW)	1990.07- 1994.02	MT/AT	L/R		All-wheel Drive Saloon Engine J7T754/J7T755	250007	Drive Shaft		23	23	57.5	83.5	698.5	
	1990.07- 1994.02				All-wheel Drive Saloon Engine J7T754/J7T755	850001	Outer Joint		23	24	56.3	80	58	I
21 SAVANNA (K48 _)														
1.7 (54 kW)	1986.06- 1989.12	MT	L	F	Estate Engine F2N750	250033	Drive Shaft		21	29.95	46.3	84	648	
	1986.06- 1989.12	MT	R	F	Estate Engine F2N750	250138	Drive Shaft		21	23	46.2	82	741	
	1986.06- 1989.12			F	Estate Engine F2N750	850001	Outer Joint		23	24	56.3	80	58	I
	1988.05- 1993.06	MT	L	F	Estate Engine F3N726	250033	Drive Shaft		21	29.95	46.3	84	648	
	1988.05- 1993.06	MT	R	F	Estate Engine F3N726	250138	Drive Shaft		21	23	46.2	82	741	
	1988.05- 1993.06			F	Estate Engine F3N726	850001	Outer Joint		23	24	56.3	80	58	I
1.7 (55 kW)	1986.06- 1993.03	MT	L	F	Estate Engine F2N712	250033	Drive Shaft		21	29.95	46.3	84	648	
	1986.06- 1993.03	MT	R	F	Estate Engine F2N712	250138	Drive Shaft		21	23	46.2	82	741	
	1986.06- 1993.03			F	Estate Engine F2N712	850001	Outer Joint		23	24	56.3	80	58	I
1.7 (64 kW)	1987.06- 1989.04	MT	L	F	Estate Engine F2N752	250033	Drive Shaft		21	29.95	46.3	84	648	
	1987.06- 1989.04	MT	R	F	Estate Engine F2N752	250138	Drive Shaft		21	23	46.2	82	741	
	1987.06- 1989.04			F	Estate Engine F2N752	850001	Outer Joint		23	24	56.3	80	58	I
1.7 (65 kW)	1986.10- 1988.12	MT	L	F	Estate Engine F2N710	250033	Drive Shaft		21	29.95	46.3	84	648	
	1986.10- 1988.12	MT	R	F	Estate Engine F2N710	250138	Drive Shaft		21	23	46.2	82	741	
	1986.10- 1988.12			F	Estate Engine F2N710	850001	Outer Joint		23	24	56.3	80	58	I
1.7 (66 kW)	1989.10- 1993.12	MT	L	F	Estate Engine F3N722/F3N723	250033	Drive Shaft		21	29.95	46.3	84	648	
	1989.10- 1993.12	MT	R	F	Estate Engine F3N722/F3N723	250138	Drive Shaft		21	23	46.2	82	741	
	1989.10- 1993.12			F	Estate Engine F3N722/F3N723	850001	Outer Joint		23	24	56.3	80	58	I
1.7 (69 kW)	1986.06- 1989.12	MT	L	F	Estate Engine F3N722/F3N723	250033	Drive Shaft		21	29.95	46.3	84	648	
	1986.06- 1989.12	MT	R	F	Estate Engine F3N722/F3N723	250138	Drive Shaft		21	23	46.2	82	741	
	1986.06- 1989.12			F	Estate Engine F3N722/F3N723	850001	Outer Joint		23	24	56.3	80	58	I
1.9 D (47 kW)	1986.03- 1994.08	MT	L	F	Estate Engine F8Q710	250033	Drive Shaft		21	29.95	46.3	84	648	
	1986.03- 1994.08	MT	R	F	Estate Engine F8Q710	250138	Drive Shaft		21	23	46.2	82	741	
	1986.03- 1994.08			F	Estate Engine F8Q710	850001	Outer Joint		23	24	56.3	80	58	I
2.0 (85 kW)	1986.06- 1988.12	MT/AT	L/R	F	Estate Engine J7R750/J7R751	250007	Drive Shaft		23	23	57.5	83.5	698.5	
2.0 (99 kW)	1990.06- 1994.02	MT/AT	L/R	F	Estate Engine J7R740	250007	Drive Shaft		23	23	57.5	83.5	698.5	
	1990.06- 1994.02			F	Estate Engine J7R740	850001	Outer Joint		23	24	56.3	80	58	I
2.1 D (48 kW)	1986.10- 1990.09	MT/AT	L/R	F	Estate Engine J8S704	250007	Drive Shaft		23	23	57.5	83.5	698.5	
2.1 D (51 kW)	1992.02- 1995.09	MT/AT	L/R	F	Estate Engine J8S784	250007	Drive Shaft		23	23	57.5	83.5	698.5	
	1992.02- 1995.09			F	Estate Engine J8S784	850001	Outer Joint		23	24	56.3	80	58	I
2.1 D (53 kW)	1989.08- 1992.12	MT/AT	L/R	F	Estate Engine J8S600/J8S740	250007	Drive Shaft		23	23	57.5	83.5	698.5	
	1989.08- 1992.12			F	Estate Engine J8S600/J8S740	850001	Outer Joint		23	24	56.3	80	58	I
2.1 D 4x4 (48 kW)	1988.10- 1992.05	MT/AT	L/R	F	All-wheel Drive Estate Engine J8S704	250007	Drive Shaft		23	23	57.5	83.5	698.5	
2.1 Turbo-D (65 kW)	1986.10- 1993.11	MT	L/R	F	Estate Engine J8S714/J8S786/J8S788	250007	Drive Shaft		23	23	57.5	83.5	698.5	
	1986.10- 1993.11			F	Estate Engine J8S714/J8S786/J8S788	850001	Outer Joint		23	24	56.3	80	58	I
2.2 (79 kW)	1986.06- 1993.11	MT/AT	L/R	F	Estate Engine J7T754/J7T755	250007	Drive Shaft		23	23	57.5	83.5	698.5	
	1986.06- 1993.11			F	Estate Engine J7T754/J7T755	850001	Outer Joint		23	24	56.3	80	58	I
2.2 4x4 (79 kW)	1986.06- 1993.12	MT/AT	L/R	F	All-wheel Drive Estate Engine J7T754/J7T755	250007	Drive Shaft		23	23	57.5	83.5	698.5	
	1986.06- 1993.12				All-wheel Drive Estate Engine J7T754/J7T755	850001	Outer Joint		23	24	56.3	80	58	I





	 YEAR	TRANSM	L/R	F/R	REMARKS	GSP Ref.	 PRODUCT	 ABS	Technical Specifications					
									A	B	C	H	L	P
RENAULT														
25 (B29 _)														
2.0 (74 kW)	1984.04- 1992.12			F	Hatchback Engine J6R760/J6R762/J6R706/J6R763/J6R707	850007	Outer Joint		23	25	56.3	80.5	56	O
	1984.04- 1992.12	MT	L/R	F	Hatchback Engine J6R760/J6R762/J6R706/J6R763/J6R707	250031	Drive Shaft	48T	23	23	56	85	720	
	1984.04- 1992.12	MT/AT	L/R	F	Hatchback Engine J6R760/J6R762/J6R706/J6R763/J6R707	250052	Drive Shaft		23	23	56.3	80.5	713	
2.0 12V (103 kW)	1988.06- 1993.12			F	Hatchback Engine J7R720/J7R721	850007	Outer Joint		23	25	56.3	80.5	56	O
2.0 12V (99 kW)	1989.06- 1992.12			F	Hatchback Engine J7R726	850007	Outer Joint		23	25	56.3	80.5	56	O
2.1 Diesel (46 kW)	1984.04- 1989.05			F	Hatchback Engine J8S706	850007	Outer Joint		23	25	56.3	80.5	56	O
	1984.04- 1989.05	MT	L/R	F	Hatchback Engine J8S706	250031	Drive Shaft	48T	23	23	56	85	720	
	1984.04- 1989.05	MT	L/R	F	Hatchback Engine J8S706	250052	Drive Shaft		23	23	56.3	80.5	713	
2.1 Diesel (51 kW)	1989.06- 1992.12			F	Hatchback Engine J8S736	850007	Outer Joint		23	25	56.3	80.5	56	O
2.1 Turbo-D (63 kW)	1984.04- 1992.12			F	Hatchback Engine J8S708/J8S738	850007	Outer Joint		23	25	56.3	80.5	56	O
	1984.04- 1992.12	MT	L/R	F	Hatchback Engine J8S708/J8S738	250031	Drive Shaft	48T	23	23	56	85	720	
	1984.04- 1992.12	MT	L/R	F	Hatchback Engine J8S708/J8S738	250052	Drive Shaft		23	23	56.3	80.5	713	
2.2 (79 kW)	1986.09- 1992.12			F	Hatchback Engine J7T733/J7T708/J7T732	850007	Outer Joint		23	25	56.3	80.5	56	O
	1986.09- 1992.12	MT	L/R	F	Hatchback Engine J7T733/J7T708/J7T732	250031	Drive Shaft	48T	23	23	56	85	720	
	1986.09- 1992.12	MT	L/R	F	Hatchback Engine J7T733/J7T708/J7T732	250052	Drive Shaft		23	23	56.3	80.5	713	
2.2 (89 kW)	1984.04- 1989.12			F	Hatchback Engine J7T706/J7T707/J7T714/J7T715	850007	Outer Joint		23	25	56.3	80.5	56	O
	1984.04- 1989.12	MT	L/R	F	Hatchback Engine J7T706/J7T707/J7T714/J7T715	250031	Drive Shaft	48T	23	23	56	85	720	
	1984.04- 1989.12	MT	L/R	F	Hatchback Engine J7T706/J7T707/J7T714/J7T715	250052	Drive Shaft		23	23	56.3	80.5	713	
2.2 (91 kW)	1984.04- 1989.12	MT	L/R	F	Hatchback Engine J7T730/J7T731	250031	Drive Shaft	48T	23	23	56	85	720	
	1984.04- 1989.12	MT	L/R	F	Hatchback Engine J7T730/J7T731	250052	Drive Shaft		23	23	56.3	80.5	713	
2.4 V6 Turbo (133 kW)	1984.10- 1990.05			F	Hatchback Engine Z7U702	850007	Outer Joint		23	25	56.3	80.5	56	O
2.5 V6 Turbo (151 kW)	1990.01- 1992.12			F	Hatchback Engine Z7U700	850007	Outer Joint		23	25	56.3	80.5	56	O
2.7 V6 Injection (104 kW)	1984.04- 1989.08			F	Hatchback Engine Z7V708/Z7V709/Z7V711	850007	Outer Joint		23	25	56.3	80.5	56	O
2.8 V6 (115 kW)	1987.06- 1990.02			F	Hatchback Engine Z7W700	850007	Outer Joint		23	25	56.3	80.5	56	O
2.8 V6 Injection (100 kW)	1986.06- 1988.02			F	Hatchback Engine Z7W702	850007	Outer Joint		23	25	56.3	80.5	56	O
2.8 V6 Injection (110 kW)	1987.06- 1992.12			F	Hatchback Engine Z7W706/Z7W707/Z7W709	850007	Outer Joint		23	25	56.3	80.5	56	O
30 (127 _)														
2.1 Turbo-D (63 kW)	1982.02- 1986.03			F	Hatchback Engine J8S702	850007	Outer Joint		23	25	56.3	80.5	56	O
	1982.02- 1986.03	MT	L/R	F	Hatchback Engine J8S702	250030	Drive Shaft		23	23	56.3	80.5	697	
2.6 (92 kW)	1976.08- 1978.08			F	Hatchback Engine 112	850027	Outer Joint		23	25	56.3	109	56	O
2.6 (96 kW)	1975.02- 1976.07			F	Hatchback Engine 112	850027	Outer Joint		23	25	56.3	109	56	O
2.6 TS (94 kW)	1978.07- 1984.01			F	Hatchback Engine 144	850027	Outer Joint		23	25	56.3	109	56	O
2.6 TX (105 kW)	1978.10- 1983.12			F	Hatchback Engine 140	850027	Outer Joint		23	25	56.3	109	56	O
4														
-						650013	Inner Joint		22	21	36	49	94	
4 (112)														
0.8 (1120) (20 kW)	1981- 1982					850018	Outer Joint		23	30	36.3	90.5	58	O
0.8 (1123) (19 kW)	1973.09- 1983					850018	Outer Joint		23	30	36.3	90.5	58	O
0.8 (1123) (21 kW)	1983- 1988					850018	Outer Joint		23	30	36.3	90.5	58	O
0.8 (1124) (20 kW)	1983- 1988					850018	Outer Joint		23	30	36.3	90.5	58	O
0.8 (1126) (20 kW)	1976- 1982					850018	Outer Joint		23	30	36.3	90.5	58	O
0.8 (1129) (20 kW)	1976- 1982					850018	Outer Joint		23	30	36.3	90.5	58	O
1.1 (1128) (25 kW)	1978- 1990					850018	Outer Joint		23	30	36.3	90.5	58	O
4 (112 _)														
0.8 (19 kW)	1962.10- 1983.09	MT	L/R	F	Estate Engine 800/800705	250005	Drive Shaft		23	22	36.3	90.5	661.5	
0.8 (21 kW)	1983.10- 1988.10	MT	L/R	F	Estate Engine 800705/B1B707	250005	Drive Shaft		23	22	36.3	90.5	661.5	
0.8 (25 kW)	1971.09- 1988.12	MT	L/R	F	Estate Engine 80001	250005	Drive Shaft		23	22	36.3	90.5	661.5	
1.1 (25 kW)	1978.06- 1990.06	MT	L/R	F	Estate Engine 688712/C1E714/C1E719	250005	Drive Shaft		23	22	36.3	90.5	661.5	
4 (R21_, R23_)														
0.8 (21 kW)	1983.04- 1989.07	MT	L/R	F	Box Engine 800705/B1B707	250005	Drive Shaft		23	22	36.3	90.5	661.5	
0.8 (25 kW)	1966.09- 1988.12	MT	L/R	F	Box Engine 80001	250005	Drive Shaft		23	22	36.3	90.5	661.5	
1.1 (25 kW)	1976.10- 1989.07	MT	L/R	F	Box Engine 688711/688712/C1E714/C1E718/C1E719	250005	Drive Shaft		23	22	36.3	90.5	661.5	
1.1 (26 kW)	1982.07- 1989.05	MT	L/R	F	Box Engine C1E718/C1E719	250005	Drive Shaft		23	22	36.3	90.5	661.5	
5 (122 _)														
0.8 (27 kW)	1982.01- 1984.12	MT	L/R	F	Hatchback Engine 800710	250005	Drive Shaft		23	22	36.3	90.5	661.5	
1.0 (32 kW)	1972.01- 1985.12	MT	L/R	F	Hatchback Engine 689710	250005	Drive Shaft		23	22	36.3	90.5	661.5	
1.1 (33 kW)	1980.09- 1985.12	MT	L/R	F	Hatchback Engine 688713/C1E726	250005	Drive Shaft		23	22	36.3	90.5	661.5	
1.3 (33 kW)	1979.06- 1984.09	MT	L/R	F	Hatchback Engine 810719	250005	Drive Shaft		23	22	36.3	90.5	661.5	
1.3 (47 kW)	1975.09- 1984.09	MT	L/R	F	Hatchback Engine 810725	250005	Drive Shaft		23	22	36.3	90.5	661.5	
1.4 (46 kW)	1982.01- 1985.12	MT	L/R	F	Hatchback Engine 847725/C2J713	250005	Drive Shaft		23	22	36.3	90.5	661.5	
6														
0.8 (1180) (25 kW)	1973.09- 1980					850018	Outer Joint		23	30	36.3	90.5	58	O





	 YEAR	TRANSM	L/R	F/R	REMARKS	GSP Ref.	 PRODUCT	 ABS	Technical Specifications								
									A	B	C	H	L	P			
RENAULT																	
6																	
1.1 (1181) (33 kW)	1970-					850018	Outer Joint		23	30	36.3	90.5	58	O			
6 (118_)																	
1.1 (35 kW)	1971.07- 1980.04	MT	L/R	F	Hatchback Engine 688.10	250005	Drive Shaft		23	22	36.3	90.5	661.5				
9																	
-						650059	Inner Joint		23	22	36.3	41	64.5				
9 (L42)																	
1.4 (L422/421) (44 kW)	1981- 1988					850012	Outer Joint		21	30	46.3	80.5	57.5	O			
1.4 (L423, L42R) (49-53 kW)	1981- 1988					850012	Outer Joint		21	30	46.3	80.5	57.5	O			
9 (L42_)																	
1.1 (35 kW)	1981.09- 1987.05	MT	R	F	Saloon Engine C1E715/C1E720	250012	Drive Shaft		21	23	46.4	81.5	726				
	1981.09- 1987.05	MT	L	F	Saloon Engine C1E715/C1E720	250013	Drive Shaft		21	29.95	46.4	81.5	633.5				
1.2 (40 kW)	1985.09- 1988.12	MT	R	F	Saloon Engine C1G700/C1G710	250012	Drive Shaft		21	23	46.4	81.5	726				
	1985.09- 1988.12	MT	L	F	Saloon Engine C1G700/C1G710	250013	Drive Shaft		21	29.95	46.4	81.5	633.5				
	1985.09- 1988.12		L	F	Saloon Engine C1G700/C1G710	250041	Drive Shaft		21	29.95	46.2	82	639				
1.4 (44 kW)	1981.12- 1988.12	MT	R	F	Saloon Engine C1J715/C1J792/C1J796/C2J730	250012	Drive Shaft		21	23	46.4	81.5	726				
	1981.12- 1988.12	MT	L	F	Saloon Engine C1J715/C1J792/C1J796/C2J730	250013	Drive Shaft		21	29.95	46.4	81.5	633.5				
1.4 (49 kW)	1985.09- 1988.12	MT	R	F	Saloon Engine C2J720/C2J766/C2J767/C2J768	250012	Drive Shaft		21	23	46.4	81.5	726				
	1985.09- 1988.12	MT	L	F	Saloon Engine C2J720/C2J766/C2J767/C2J768	250013	Drive Shaft		21	29.95	46.4	81.5	633.5				
1.4 (53 kW)	1981.09- 1985.12	MT	R	F	Saloon Engine C2J717/C2J755	250012	Drive Shaft		21	23	46.4	81.5	726				
	1981.09- 1985.12	MT	L	F	Saloon Engine C2J717/C2J755	250013	Drive Shaft		21	29.95	46.4	81.5	633.5				
1.4 Automatik (50 kW)	1981.09- 1985.12	3AT	R	F	Saloon Engine C2J718/C2J757	250012	Drive Shaft		21	23	46.4	81.5	726				
	1981.09- 1985.12	AT	R	F	Saloon Engine C2J718/C2J757	250012	Drive Shaft		21	23	46.4	81.5	726				
1.6 D (40 kW)	1982.10- 1988.12	MT&3AT	R	F	Saloon Engine F8M700/F8M720/F8M730	250012	Drive Shaft		21	23	46.4	81.5	726				
	1982.10- 1988.12	MT	L	F	Saloon Engine F8M700/F8M720/F8M730	250013	Drive Shaft		21	29.95	46.4	81.5	633.5				
1.7 (54 kW)	1986.10- 1988.12	MT	R	F	Saloon Engine F3N718	250012	Drive Shaft		21	23	46.4	81.5	726				
	1986.10- 1988.12	MT	L	F	Saloon Engine F3N718	250013	Drive Shaft		21	29.95	46.4	81.5	633.5				
1.7 (55 kW)	1986.10- 1988.12	MT	R	F	Saloon Engine F2N730	250012	Drive Shaft		21	23	46.4	81.5	726				
	1986.10- 1988.12	MT	L	F	Saloon Engine F2N730	250013	Drive Shaft		21	29.95	46.4	81.5	633.5				
1.7 (59 kW)	1984.09- 1988.12	MT	R	F	Saloon Engine F2N700/F2N704	250012	Drive Shaft		21	23	46.4	81.5	726				
	1984.09- 1988.12	MT	L	F	Saloon Engine F2N700/F2N704	250013	Drive Shaft		21	29.95	46.4	81.5	633.5				
CLIO																	
-			R			250162	Drive Shaft	26T	21	23	52.2	85.5	723.5				
						899070	Outer Joint		21	25	46.3	79	58	O			
						850017	Outer Joint		21	22	51.5	83	56.5	I			
	2002-	AT				650015	Inner Joint		23	21	36.25	50.5	68				
	2002-	MT				650015	Inner Joint		23	21	36.25	50.5	68				
	2004- 2006	MT				850090	Outer Joint	44T	21	21	55	83.5	57.5	M			
1.0			R			250293	Drive Shaft		21	23	46.3	80.5	709.5				
	2000-					899207	Outer Joint		21	22	46.4	86	58	I			
1.1	1990-		L			250116	Drive Shaft		21	29.95	49.8	83.5	610				
	1990-		R			250117	Drive Shaft		21	23	49.8	83.5	698.5				
1.2	1990-		L			250116	Drive Shaft		21	29.95	49.8	83.5	610				
	1990-		R			250117	Drive Shaft		21	23	49.8	83.5	698.5				
1.4	1990-		L			250116	Drive Shaft		21	29.95	49.8	83.5	610				
	1990-		R			250117	Drive Shaft		21	23	49.8	83.5	698.5				
1.6			R			250293	Drive Shaft		21	23	46.3	80.5	709.5				
	2000.01- 2006.12	MT				850048	Outer Joint	26T	21	21	55	83.5	57.5	M			
	2002-					899207	Outer Joint		21	22	46.4	86	58	I			
	2002.02- 2006.12	MT				841081	Outer Joint		21	21	55	83.5	57.5	M			
1.6 16V	2000.01- 2006.12	MT				850048	Outer Joint	26T	21	21	55	83.5	57.5	M			
	2002.02- 2006.12	MT				841081	Outer Joint		21	21	55	83.5	57.5	M			
1.6 8V	1994- 1999		R			250291	Drive Shaft		21	23	46.3	80.5	701.5				
	2000.01- 2006.12	MT				850048	Outer Joint	26T	21	21	55	83.5	57.5	M			
	2002.02- 2006.12	MT				841081	Outer Joint		21	21	55	83.5	57.5	M			
1.7	1990-		L			250116	Drive Shaft		21	29.95	49.8	83.5	610				
	1990-		R			250117	Drive Shaft		21	23	49.8	83.5	698.5				
1.9	1990-		L			250116	Drive Shaft		21	29.95	49.8	83.5	610				
	1990-		R			250117	Drive Shaft		21	23	49.8	83.5	698.5				
1.9 D						850034	Outer Joint		21	22	51.5	83	56.5	O			
						850062	Outer Joint	26T	21	22	51.5	83	56.5	O			
						850063	Outer Joint	44T	21	22	51.5	83	56.5	O			





	 YEAR	TRANSM	L/R	F/R	REMARKS	GSP Ref.	 PRODUCT	 ABS	Technical Specifications					
									A	B	C	H	L	P
RENAULT CLIO (B/C57_, 5/357_)														
1.2 (40 kW)	1991.01- 1996.06	MT	R	F	Hatchback Engine E7F706	250205	Drive Shaft		21	23	57	85	703	
	1991.01- 1996.06	MT	L	F	Hatchback Engine E7F706	250050	Drive Shaft		21	29.95	56.5	83	618	
	1991.01- 1996.06	MT	R	F	Hatchback Engine E7F706	250014	Drive Shaft		21	23	46.4	81.5	707	
	1991.01- 1996.06	MT		F	Hatchback Engine E7F706	850008	Outer Joint		21	25	56.2	83.5	58	O
	1991.01- 1996.06	MT	L	F	Hatchback Engine E7F706	250015	Drive Shaft		21	29.95	46.4	81.5	612.5	
	1996.01- 1996.12	MT	R	F	Hatchback Engine C3G720	250205	Drive Shaft		21	23	57	85	703	
	1996.01- 1998.09	MT	R	F	Hatchback Engine D7F730	250205	Drive Shaft		21	23	57	85	703	
	1996.01- 1996.12	MT	L	F	Hatchback Engine C3G720	250050	Drive Shaft		21	29.95	56.5	83	618	
	1996.01- 1998.09	MT	L	F	Hatchback Engine D7F730	250050	Drive Shaft		21	29.95	56.5	83	618	
	1996.01- 1996.12	MT	R	F	Hatchback Engine C3G720	250014	Drive Shaft		21	23	46.4	81.5	707	
	1996.01- 1998.09	MT	R	F	Hatchback Engine D7F730	250014	Drive Shaft		21	23	46.4	81.5	707	
	1996.01- 1996.12	MT		F	Hatchback Engine C3G720	850008	Outer Joint		21	25	56.2	83.5	58	O
	1996.01- 1998.09	MT		F	Hatchback Engine D7F730	850008	Outer Joint		21	25	56.2	83.5	58	O
	1996.01- 1996.12	MT	L	F	Hatchback Engine C3G720	250015	Drive Shaft		21	29.95	46.4	81.5	612.5	
1996.01- 1998.09	MT	L	F	Hatchback Engine D7F730	250015	Drive Shaft		21	29.95	46.4	81.5	612.5		
1.2 (43 kW)	1990.05- 1998.09	MT	R	F	Hatchback Engine E7F700/E7F708/E7F750	250205	Drive Shaft		21	23	57	85	703	
	1990.05- 1998.09	MT	L	F	Hatchback Engine E7F700/E7F708/E7F750	250050	Drive Shaft		21	29.95	56.5	83	618	
	1990.05- 1998.09	MT	R	F	Hatchback Engine E7F700/E7F708/E7F750	250014	Drive Shaft		21	23	46.4	81.5	707	
	1990.05- 1998.09	MT		F	Hatchback Engine E7F700/E7F708/E7F750	850008	Outer Joint		21	25	56.2	83.5	58	O
	1990.05- 1998.09	MT	L	F	Hatchback Engine E7F700/E7F708/E7F750	250015	Drive Shaft		21	29.95	46.4	81.5	612.5	
	1996.01- 1998.09	MT	R	F	Hatchback Engine D7F730	250205	Drive Shaft		21	23	57	85	703	
	1996.01- 1998.09	MT	L	F	Hatchback Engine D7F730	250050	Drive Shaft		21	29.95	56.5	83	618	
	1996.01- 1998.09	MT	R	F	Hatchback Engine D7F730	250014	Drive Shaft		21	23	46.4	81.5	707	
1996.01- 1998.09	MT		F	Hatchback Engine D7F730	850008	Outer Joint		21	25	56.2	83.5	58	O	
1996.01- 1998.09	MT	L	F	Hatchback Engine D7F730	250015	Drive Shaft		21	29.95	46.4	81.5	612.5		
1.2 (44 kW)	1990.05- 1996.03	MT	R	F	Hatchback Engine E5F710	250205	Drive Shaft		21	23	57	85	703	
	1990.05- 1996.03	MT	L	F	Hatchback Engine E5F710	250050	Drive Shaft		21	29.95	56.5	83	618	
	1990.05- 1996.03	MT	R	F	Hatchback Engine E5F710	250014	Drive Shaft		21	23	46.4	81.5	707	
	1990.05- 1996.03	MT	L	F	Hatchback Engine E5F710	250015	Drive Shaft		21	29.95	46.4	81.5	612.5	
1.4 (55 kW)	1991.01- 1998.09	3AT	R	F	Hatchback Engine E7J756/E7J757	250022	Drive Shaft		21	23	46.3	84	706	
	1991.01- 1998.09	MT	R	F	Hatchback Engine E7J756/E7J757	250014	Drive Shaft		21	23	46.4	81.5	707	
	1991.01- 1998.09	MT		F	Hatchback Engine E7J756/E7J757	850008	Outer Joint		21	25	56.2	83.5	58	O
	1991.01- 1998.09	MT	L	F	Hatchback Engine E7J756/E7J757	250015	Drive Shaft		21	29.95	46.4	81.5	612.5	
1.4 (59 kW)	1991.01- 1998.09	3AT	R	F	Hatchback Engine E7J710/E7J711	250022	Drive Shaft		21	23	46.3	84	706	
	1991.01- 1998.09	MT	R	F	Hatchback Engine E7J710/E7J711	250014	Drive Shaft		21	23	46.4	81.5	707	
	1991.01- 1998.09	MT		F	Hatchback Engine E7J710/E7J711	850008	Outer Joint		21	25	56.2	83.5	58	O
1991.01- 1998.09	MT	L	F	Hatchback Engine E7J710/E7J711	250015	Drive Shaft		21	29.95	46.4	81.5	612.5		
1.8 (65 kW)	1991.01- 1998.09	MT	R	F	Hatchback Engine F3P710/F3P714	250022	Drive Shaft		21	23	46.3	84	706	
	1991.01- 1998.09	MT	L	F	Hatchback Engine F3P710/F3P714	250020	Drive Shaft		21	29.95	50	84	610.5	
	1991.01- 1998.09	MT		F	Hatchback Engine F3P710/F3P714	850008	Outer Joint		21	25	56.2	83.5	58	O
1.8 (66 kW)	1994.08- 1998.09	MT	R	F	Hatchback Engine F3P754/F3P755	250022	Drive Shaft		21	23	46.3	84	706	
	1994.08- 1998.09	MT	L	F	Hatchback Engine F3P754/F3P755	250020	Drive Shaft		21	29.95	50	84	610.5	
	1994.08- 1998.09			F	Hatchback Engine F3P754/F3P755	850011	Outer Joint	26T	21	25	56.2	83.5	58	O
	1994.08- 1998.09	MT		F	Hatchback Engine F3P754/F3P755	850008	Outer Joint		21	25	56.2	83.5	58	O
1.8 16V (99 kW)	1991.01- 1996.03			F	Hatchback Engine F7P722	850011	Outer Joint	26T	21	25	56.2	83.5	58	O
	1991.01- 1996.03	MT		F	Hatchback Engine F7P722	850008	Outer Joint		21	25	56.2	83.5	58	O
1.8 Rsi (79 kW)	1995.08- 1998.09	MT	R	F	Hatchback Engine F3P758	250022	Drive Shaft		21	23	46.3	84	706	
	1995.08- 1998.09	MT	L	F	Hatchback Engine F3P758	250020	Drive Shaft		21	29.95	50	84	610.5	
	1995.08- 1998.09			F	Hatchback Engine F3P758	850011	Outer Joint	26T	21	25	56.2	83.5	58	O
1995.08- 1998.09	MT		F	Hatchback Engine F3P758	850008	Outer Joint		21	25	56.2	83.5	58	O	
1.8 Rsi (80 kW)	1993.01- 1995.08	MT	R	F	Hatchback Engine F3P712	250022	Drive Shaft		21	23	46.3	84	706	
	1993.01- 1995.08	MT	L	F	Hatchback Engine F3P712	250020	Drive Shaft		21	29.95	50	84	610.5	
	1993.01- 1995.08			F	Hatchback Engine F3P712	850011	Outer Joint	26T	21	25	56.2	83.5	58	O
	1993.01- 1995.08	MT		F	Hatchback Engine F3P712	850008	Outer Joint		21	25	56.2	83.5	58	O
1.9 D (40 kW)	1997.01- 1998.09		L	F	Hatchback Engine F8Q678	250303	Drive Shaft		21	29.95	57	84	634	
	1997.01- 1998.09		R	F	Hatchback Engine F8Q678	250051	Drive Shaft		21	23	46	83.5	718	
	1997.01- 1998.09		L	F	Hatchback Engine F8Q678	250045	Drive Shaft	26T	21	29.95	51.5	83	634	
	1997.01- 1998.09		R	F	Hatchback Engine F8Q678	250082	Drive Shaft	26T	21	23	51.5	83	717	
1.9 D (47 kW)	1991.01- 1998.09	MT	R	F	Hatchback Engine F8Q730/F8Q732	250022	Drive Shaft		21	23	46.3	84	706	
	1991.01- 1998.09	MT	L	F	Hatchback Engine F8Q730/F8Q732	250020	Drive Shaft		21	29.95	50	84	610.5	
	1991.01- 1998.09			F	Hatchback Engine F8Q730/F8Q732	850011	Outer Joint	26T	21	25	56.2	83.5	58	O
	1991.01- 1998.09	MT		F	Hatchback Engine F8Q730/F8Q732	850008	Outer Joint		21	25	56.2	83.5	58	O





	 YEAR	TRANSM	L/R	F/R	REMARKS	GSP Ref.	 PRODUCT	 ABS	Technical Specifications									
									A	B	C	H	L	P				
RENAULT CLIO (B/C57_, 5/357_)																		
2.0 Williams (108 kW)	1994.01- 1998.09	MT		F	Hatchback Engine F7R700	850008	Outer Joint		21	25	56.2	83.5	58	O				
CLIO / THALIA																		
-						650058	Inner Joint		23	22	36.3	40	64.5					
CLIO GRANDTOUR (KR0/1_)																		
1.2 16V (55 kW)	2008.02-		L	F	Estate Engine D4F740	250369	Drive Shaft		23	26	49	83.5	651					
	2008.02-		R	F	Estate Engine D4F740	250372	Drive Shaft		23	26	49	83.5	890					
	2008.02-			F	Estate Engine D4F740	850112	Outer Joint		23	28	49	83.5	54.5	I				
1.2 16V (58 kW)	2008.02-		L	F	Estate Engine D4F764	250369	Drive Shaft		23	26	49	83.5	651					
	2008.02-		R	F	Estate Engine D4F764	250372	Drive Shaft		23	26	49	83.5	890					
1.2 16V Hi-Flex (55 kW)	2008.07-			F	Estate Engine D4F740	850112	Outer Joint		23	28	49	83.5	54.5	I				
1.5 DCi (50 kW)	2008.02-			R	F	Estate Engine K9K768/K9K714	250354	Drive Shaft		23	26	49	86	897				
	2008.02-		L	F	Estate Engine K9K768/K9K714	250353	Drive Shaft		23	26	49	86	649					
	2008.02-			F	Estate Engine K9K768/K9K714	850092	Outer Joint		23	29	49	86	57	I				
1.5 DCi (63 kW)	2008.02-			F	Estate Engine K9K766	850112	Outer Joint		23	28	49	83.5	54.5	I				
	2008.02-		R	F	Estate Engine K9K766	250354	Drive Shaft		23	26	49	86	897					
	2008.02-		L	F	Estate Engine K9K766	250353	Drive Shaft		23	26	49	86	649					
1.5 DCi (78 kW)	2008.02-	MT	R	F	Estate Engine K9K764	250354	Drive Shaft		23	26	49	86	897					
	2008.02-	MT	L	F	Estate Engine K9K764	250353	Drive Shaft		23	26	49	86	649					
1.6 16V (82 kW)	2008.02-			R	F	Estate Engine K4M800/801	250443	Drive Shaft		23	23	49	86	789				
	2008.02-	5MT		F	Estate Engine K4M800/801	899085	Outer Joint		23	30	49	86	59	I				
CLIO II																		
1.2	1998.05-	MT	R			250092	Drive Shaft		21	23	57	84.5	719					
	2001.04-	MT	L	F		250103	Drive Shaft	44T	21	29.95	57	84.5	625.7					
	2001.04-	MT	R	F		250241	Drive Shaft	44T	21	23	57	84.5	718.5					
1.4	1998.05-	MT	R			250092	Drive Shaft		21	23	57	84.5	719					
	2000.04-	AT	L	F		250216	Drive Shaft	26T	21	26	57	84.5	617					
	2000.04-	AT	R	F		250233	Drive Shaft	26T	21	23	57	84.5	737					
	2001.04-	MT	L	F		250103	Drive Shaft	44T	21	29.95	57	84.5	625.7					
	2001.04-	MT	R	F		250241	Drive Shaft	44T	21	23	57	84.5	718.5					
1.5 DCi	2001.04-	MT	L	F		250103	Drive Shaft	44T	21	29.95	57	84.5	625.7					
	2001.04-	MT	R	F		250241	Drive Shaft	44T	21	23	57	84.5	718.5					
1.9 D	1998.05-	MT	R			250092	Drive Shaft		21	23	57	84.5	719					
1.9 DTi	2001-	MT	R			250092	Drive Shaft		21	23	57	84.5	719					
CLIO II (BB0/1/2_, CB0/1/2_)																		
1.2 (43 kW)	1998.09-	MT	L	F	Hatchback Engine D7F720/D7F726/D7F746/D7F764/D7F766	250401	Drive Shaft	44T	21	29.95	57	84	629					
	1998.09-	MT	R	F	Hatchback Engine D7F720/D7F726/D7F746/D7F764/D7F766	250395	Drive Shaft	26T	21	23	51.5	83	728					
	1998.09-			F	Hatchback Engine D7F720/D7F726/D7F746/D7F764/D7F766	250263	Drive Shaft	44T	21	23	52.2	85.5	723.5					
	1998.09-	MT	L	F	Hatchback Engine D7F720/D7F726/D7F746/D7F764/D7F766	250150	Drive Shaft		21	29.95	49.8	83.5	623					
	1998.09-	MT	R	F	Hatchback Engine D7F720/D7F726/D7F746/D7F764/D7F766	250151	Drive Shaft		21	23	49.8	83.5	712					
	1998.09-	MT	L	F	Hatchback Engine D7F720/D7F726/D7F746/D7F764/D7F766	250004	Drive Shaft	26T	21	29.95	57	84.5	625.7					
	1998.09-	MT		F	Hatchback Engine D7F720/D7F726/D7F746/D7F764/D7F766	850004	Outer Joint	26T	21	30	52.2	85.5	59	I				
	1998.09-	MT	R	F	Hatchback Engine D7F720/D7F726/D7F746/D7F764/D7F766	250017	Drive Shaft	26T	21	23	51.5	83	715					
1.2 (44 kW)	1999.03- 2001.05			F	Hatchback Engine D7F722	850004	Outer Joint	26T	21	30	52.2	85.5	59	I				
1.2 (55 kW)	2001.06- 2003.10	MT	L	F	Hatchback	250401	Drive Shaft	44T	21	29.95	57	84	629					
	2001.06- 2003.10	MT	R	F	Hatchback	250395	Drive Shaft	26T	21	23	51.5	83	728					
	2001.06- 2003.10			F	Hatchback	250263	Drive Shaft	44T	21	23	52.2	85.5	723.5					
	2001.06- 2003.10	MT	L	F	Hatchback	250150	Drive Shaft		21	29.95	49.8	83.5	623					
	2001.06- 2003.10	MT	R	F	Hatchback	250151	Drive Shaft		21	23	49.8	83.5	712					
	2001.06- 2003.10	MT	L	F	Hatchback	250004	Drive Shaft	26T	21	29.95	57	84.5	625.7					
	2001.06- 2003.10	MT	R	F	Hatchback	250017	Drive Shaft	26T	21	23	51.5	83	715					
1.2 16V (55 kW)	2001.06-	MT	L	F	Hatchback Engine D4F706/D4F712/D4F714/D4F722/D4F728	250401	Drive Shaft	44T	21	29.95	57	84	629					
	2001.06-	MT	R	F	Hatchback Engine D4F706/D4F712/D4F714/D4F722/D4F728	250395	Drive Shaft	26T	21	23	51.5	83	728					
	2001.06-			F	Hatchback Engine D4F706/D4F712/D4F714/D4F722/D4F728	250263	Drive Shaft	44T	21	23	52.2	85.5	723.5					
	2001.06-	MT	L	F	Hatchback Engine D4F706/D4F712/D4F714/D4F722/D4F728	250150	Drive Shaft		21	29.95	49.8	83.5	623					
	2001.06-	MT	R	F	Hatchback Engine D4F706/D4F712/D4F714/D4F722/D4F728	250151	Drive Shaft		21	23	49.8	83.5	712					
	2001.06-	MT	L	F	Hatchback Engine D4F706/D4F712/D4F714/D4F722/D4F728	250004	Drive Shaft	26T	21	29.95	57	84.5	625.7					
	2001.06-	MT	R	F	Hatchback Engine D4F706/D4F712/D4F714/D4F722/D4F728	250017	Drive Shaft	26T	21	23	51.5	83	715					
1.4 (55 kW)	1998.09- 2005.05	MT	R	F	Hatchback Engine E7J780	250336	Drive Shaft	26T	21	23	57	84	727					
	1998.09- 2005.05	MT	R	F	Hatchback Engine E7J780	250395	Drive Shaft	26T	21	23	51.5	83	728					
	1998.09- 2005.05	MT	L	F	Hatchback Engine E7J780	250150	Drive Shaft		21	29.95	49.8	83.5	623					
	1998.09- 2005.05	MT	R	F	Hatchback Engine E7J780	250063	Drive Shaft		21	23	51.5	83	720					
	1998.09- 2005.05	MT	R	F	Hatchback Engine E7J780	250151	Drive Shaft		21	23	49.8	83.5	712					





	 YEAR	TRANSM	L/R	F/R	REMARKS	GSP Ref.	 PRODUCT	 ABS	Technical Specifications								
									A	B	C	H	L	P			
RENAULT CLIO II (BB0/1/2_, CB0/1/2_)																	
1.4 (55 kW)	1998.09- 2005.05	MT	L	F	Hatchback Engine E7J780	250004	Drive Shaft	26T	21	29.95	57	84.5	625.7				
	1998.09- 2005.05	MT		F	Hatchback Engine E7J780	850004	Outer Joint	26T	21	30	52.2	85.5	59	I			
	1998.09- 2005.05	MT	R	F	Hatchback Engine E7J780	250017	Drive Shaft	26T	21	23	51.5	83	715				
1.4 16V (70 kW)	1999.10- 2004.09	MT	R	F	Hatchback Engine K4J712/713	250395	Drive Shaft	26T	21	23	51.5	83	728				
	1999.10- 2004.09	MT	L	F	Hatchback Engine K4J712/713	250150	Drive Shaft		21	29.95	49.8	83.5	623				
	1999.10- 2004.09	MT	R	F	Hatchback Engine K4J712/713	250151	Drive Shaft		21	23	49.8	83.5	712				
	1999.10- 2004.09	MT	L	F	Hatchback Engine K4J712/713	250004	Drive Shaft	26T	21	29.95	57	84.5	625.7				
	1999.10- 2004.09			F	Hatchback Engine K4J712/713	850004	Outer Joint	26T	21	30	52.2	85.5	59	I			
	1999.10- 2004.09	MT	R	F	Hatchback Engine K4J712/713	250017	Drive Shaft	26T	21	23	51.5	83	715				
1.4 16V (72 kW)	2000.08-	MT	L	F	Hatchback Engine K4J710/K4J711/K4J712/K4J713	250401	Drive Shaft	44T	21	29.95	57	84	629				
	2000.08-	MT	R	F	Hatchback Engine K4J710/K4J711/K4J712/K4J713	250395	Drive Shaft	26T	21	23	51.5	83	728				
	2000.08-	MT	R	F	Hatchback Engine K4J710/K4J711/K4J712/K4J713	250263	Drive Shaft	44T	21	23	52.2	85.5	723.5				
	2000.08-	MT	L	F	Hatchback Engine K4J710/K4J711/K4J712/K4J713	250150	Drive Shaft		21	29.95	49.8	83.5	623				
	2000.08-	MT	R	F	Hatchback Engine K4J710/K4J711/K4J712/K4J713	250151	Drive Shaft		21	23	49.8	83.5	712				
	2000.08-	MT	L	F	Hatchback Engine K4J710/K4J711/K4J712/K4J713	250004	Drive Shaft	26T	21	29.95	57	84.5	625.7				
	2000.08-			F	Hatchback Engine K4J710/K4J711/K4J712/K4J713	850004	Outer Joint	26T	21	30	52.2	85.5	59	I			
	2000.08-	MT	R	F	Hatchback Engine K4J710/K4J711/K4J712/K4J713	250017	Drive Shaft	26T	21	23	51.5	83	715				
1.5 DCi (47 kW)	2005.06-			F	Hatchback Engine K9K740	850143	Outer Joint		25	32	52.8	85.5	62.5	I			
1.5 DCi (48 kW)	2001.06-	MT	R	F	Hatchback Engine K9K700/K9K704	250395	Drive Shaft	26T	21	23	51.5	83	728				
	2001.06-	MT	L	F	Hatchback Engine K9K700/K9K704	250397	Drive Shaft		21	29.95	50	84	632				
	2001.06-	MT	R	F	Hatchback Engine K9K700/K9K704	250437	Drive Shaft		21	23	51.5	83	729				
1.5 DCi (50 kW)	2004.08-		R	F	Hatchback Engine K9K700/K9K714	250395	Drive Shaft	26T	21	23	51.5	83	728				
	2004.08-		L	F	Hatchback Engine K9K700/K9K714	250397	Drive Shaft		21	29.95	50	84	632				
	2004.08-		R	F	Hatchback Engine K9K700/K9K714	250437	Drive Shaft		21	23	51.5	83	729				
	2004.08-			F	Hatchback Engine K9K700/K9K714	850092	Outer Joint		23	29	49	86	57	I			
1.5 DCi (60 kW)	2001.06-	MT	L	F	Hatchback Engine K9K702	250394	Drive Shaft		23	29.95	57.5	86.5	631				
	2001.06-	MT	L	F	Hatchback Engine K9K702	250194	Drive Shaft	26T	23	29.95	57.5	86.5	631				
	2001.06-		L	F	Hatchback Engine K9K702	250261	Drive Shaft	44T	23	29.95	57.5	86.5	630				
	2001.06-	MT	R	F	Hatchback Engine K9K702	250260	Drive Shaft	44T	23	23	57.5	86.5	724				
	2001.06-	MT	R	F	Hatchback Engine K9K702	250193	Drive Shaft	26T	23	23	57.5	86.5	724				
	2001.06-	MT	R	F	Hatchback Engine K9K702	250462	Drive Shaft		23	23	57.5	86.5	724				
1.5 DCi (62 kW)	2007.02-			F	Hatchback Engine K9K718	850143	Outer Joint		25	32	52.8	85.5	62.5	I			
1.5 DCi (74 kW)	2004.01-		L	F	Hatchback Engine K9K712	250279	Drive Shaft	44T	23	26	58.8	85	596				
1.6 (66 kW)	1998.09- 2005.05	MT	R	F	Hatchback Engine K7M744/K7M745	250395	Drive Shaft	26T	21	23	51.5	83	728				
	1998.09- 2005.05	MT	L	F	Hatchback Engine K7M744/K7M745	250150	Drive Shaft		21	29.95	49.8	83.5	623				
	1998.09- 2005.05	MT	R	F	Hatchback Engine K7M744/K7M745	250151	Drive Shaft		21	23	49.8	83.5	712				
	1998.09- 2005.05	MT	R	F	Hatchback Engine K7M744/K7M745	250437	Drive Shaft		21	23	51.5	83	729				
	1998.09- 2005.05	MT	L	F	Hatchback Engine K7M744/K7M745	250004	Drive Shaft	26T	21	29.95	57	84.5	625.7				
	1998.09- 2005.05			F	Hatchback Engine K7M744/K7M745	850004	Outer Joint	26T	21	30	52.2	85.5	59	I			
	1998.09- 2005.05	MT	R	F	Hatchback Engine K7M744/K7M745	250017	Drive Shaft	26T	21	23	51.5	83	715				
1.6 16V (79 kW)	1998.09-	MT	L	F	Hatchback Engine K4M708/K4M740/K4M742/K4M743/K4M744/K4M745/K4M748	250401	Drive Shaft	44T	21	29.95	57	84	629				
	1998.09-	MT	R	F	Hatchback Engine K4M708/K4M740/K4M742/K4M743/K4M744/K4M745/K4M748	250395	Drive Shaft	26T	21	23	51.5	83	728				
	1998.09-	MT	L	F	Hatchback Engine K4M708/K4M740/K4M742/K4M743/K4M744/K4M745/K4M748	250150	Drive Shaft		21	29.95	49.8	83.5	623				
	1998.09-	MT	R	F	Hatchback Engine K4M708/K4M740/K4M742/K4M743/K4M744/K4M745/K4M748	250151	Drive Shaft		21	23	49.8	83.5	712				
	1998.09-	MT	R	F	Hatchback Engine K4M708/K4M740/K4M742/K4M743/K4M744/K4M745/K4M748	250437	Drive Shaft		21	23	51.5	83	729				
	1998.09-	MT	L	F	Hatchback Engine K4M708/K4M740/K4M742/K4M743/K4M744/K4M745/K4M748	250004	Drive Shaft	26T	21	29.95	57	84.5	625.7				
	1998.09-	MT		F	Hatchback Engine K4M708/K4M740/K4M742/K4M743/K4M744/K4M745/K4M748	850004	Outer Joint	26T	21	30	52.2	85.5	59	I			
	1998.09-	MT	R	F	Hatchback Engine K4M708/K4M740/K4M742/K4M743/K4M744/K4M745/K4M748	250017	Drive Shaft	26T	21	23	51.5	83	715				
1.9 D (47 kW)	1998.09- 2005.05	MT	R	F	Hatchback Engine F8Q630	250336	Drive Shaft	26T	21	23	57	84	727				
	1998.09- 2005.05	MT	R	F	Hatchback Engine F8Q630	250395	Drive Shaft	26T	21	23	51.5	83	728				
	1998.09- 2005.05	MT	R	F	Hatchback Engine F8Q630	250063	Drive Shaft		21	23	51.5	83	720				
	1998.09- 2005.05	MT	R	F	Hatchback Engine F8Q630	250151	Drive Shaft		21	23	49.8	83.5	712				
	1998.09- 2005.05	MT	L	F	Hatchback Engine F8Q630	250397	Drive Shaft		21	29.95	50	84	632				
	1998.09- 2005.05	MT	R	F	Hatchback Engine F8Q630	250437	Drive Shaft		21	23	51.5	83	729				
	1998.09- 2005.05	MT		F	Hatchback Engine F8Q630	850004	Outer Joint	26T	21	30	52.2	85.5	59	I			
	1998.09- 2005.05	MT	R	F	Hatchback Engine F8Q630	250017	Drive Shaft	26T	21	23	51.5	83	715				
1.9 D (48 kW)	2000.02- 2001.05	MT	R	F	Hatchback Engine F8Q632	250336	Drive Shaft	26T	21	23	57	84	727				
	2000.02- 2001.05		R	F	Hatchback Engine F8Q632	250395	Drive Shaft	26T	21	23	51.5	83	728				
	2000.02- 2001.05	MT	R	F	Hatchback Engine F8Q632	250063	Drive Shaft		21	23	51.5	83	720				
	2000.02- 2001.05		R	F	Hatchback Engine F8Q632	250151	Drive Shaft		21	23	49.8	83.5	712				
	2000.02- 2001.05		L	F	Hatchback Engine F8Q632	250397	Drive Shaft		21	29.95	50	84	632				
	2000.02- 2001.05		R	F	Hatchback Engine F8Q632	250437	Drive Shaft		21	23	51.5	83	729				





	 YEAR	TRANSM	L/R	F/R	REMARKS	GSP Ref.	 PRODUCT	 ABS	Technical Specifications					
									A	B	C	H	L	P
RENAULT														
CLIO II (BB0/1/2_, CB0/1/2_)														
1.9 D (48 kW)	2000.02- 2001.05			F	Hatchback Engine F8Q632	850004	Outer Joint	26T	21	30	52.2	85.5	59	I
	2000.02- 2001.05		R	F	Hatchback Engine F8Q632	250017	Drive Shaft	26T	21	23	51.5	83	715	
1.9 DTi (59 kW)	1999.12- 2005.05	MT	R	F	Hatchback Engine F9Q780	250395	Drive Shaft	26T	21	23	51.5	83	728	
	1999.12- 2005.05	MT	L	F	Hatchback Engine F9Q780	250397	Drive Shaft		21	29.95	50	84	632	
	1999.12- 2005.05	MT	R	F	Hatchback Engine F9Q780	250437	Drive Shaft		21	23	51.5	83	729	
	1999.12- 2005.05			F	Hatchback Engine F9Q780	850004	Outer Joint	26T	21	30	52.2	85.5	59	I
2.0 16V Sport (132 kW)	2005.05- 2005.11		R	F	Hatchback Engine F4R738	299217	Drive Shaft	44T	23	23	57.5	86	733	
CLIO II (SB0/1/2_)														
1.1 (43 kW)	1998.09-		R	F	Box Engine D7F720/D7F726/D7F746	250263	Drive Shaft	44T	21	23	52.2	85.5	723.5	
	1998.09-	MT	R	F	Box Engine D7F720/D7F726/D7F746	250395	Drive Shaft	26T	21	23	51.5	83	728	
	1998.09-	MT	L	F	Box Engine D7F720/D7F726/D7F746	250150	Drive Shaft		21	29.95	49.8	83.5	623	
	1998.09-	MT	R	F	Box Engine D7F720/D7F726/D7F746	250151	Drive Shaft		21	23	49.8	83.5	712	
	1998.09-	MT	L	F	Box Engine D7F720/D7F726/D7F746	250004	Drive Shaft	26T	21	29.95	57	84.5	625.7	
	1998.09-	MT	R	F	Box Engine D7F720/D7F726/D7F746	250017	Drive Shaft	26T	21	23	51.5	83	715	
1.5 DCi (48 kW)	2001.06-	MT	R	F	Box Engine K9K700/K9K704	250395	Drive Shaft	26T	21	23	51.5	83	728	
	2001.06-	MT	L	F	Box Engine K9K700/K9K704	250397	Drive Shaft		21	29.95	50	84	632	
	2001.06-	MT	R	F	Box Engine K9K700/K9K704	250437	Drive Shaft		21	23	51.5	83	729	
	2001.06-			F	Box Engine K9K700/K9K704	850004	Outer Joint	26T	21	30	52.2	85.5	59	I
1.9 D (47 kW)	1998.09-	MT	R	F	Box Engine F8Q630	250336	Drive Shaft	26T	21	23	57	84	727	
	1998.09-	MT	R	F	Box Engine F8Q630	250395	Drive Shaft	26T	21	23	51.5	83	728	
	1998.09-	MT	R	F	Box Engine F8Q630	250063	Drive Shaft		21	23	51.5	83	720	
	1998.09-	MT	R	F	Box Engine F8Q630	250151	Drive Shaft		21	23	49.8	83.5	712	
	1998.09-	MT	L	F	Box Engine F8Q630	250397	Drive Shaft		21	29.95	50	84	632	
	1998.09-	MT	R	F	Box Engine F8Q630	250437	Drive Shaft		21	23	51.5	83	729	
	1998.09-	MT		F	Box Engine F8Q630	850004	Outer Joint	26T	21	30	52.2	85.5	59	I
	1998.09-	MT	R	F	Box Engine F8Q630	250017	Drive Shaft	26T	21	23	51.5	83	715	
1.9 D (48 kW)	2000.02- 2001.05	MT	R	F	Box Engine F8Q632	250336	Drive Shaft	26T	21	23	57	84	727	
	2000.02- 2001.05	MT	R	F	Box Engine F8Q632	250063	Drive Shaft		21	23	51.5	83	720	
	2000.02- 2001.05		R	F	Box Engine F8Q632	250357	Drive Shaft	26T	21	23	57	84	718	
	2000.02- 2001.05			F	Box Engine F8Q632	850004	Outer Joint	26T	21	30	52.2	85.5	59	I
1.9 DTi (59 kW)	2000.02- 2001.05		R	F	Box Engine F9Q780	250357	Drive Shaft	26T	21	23	57	84	718	
CLIO III (BR0/1, CR0/1)														
1.2 16V (48 kW)	2005.06-			F	Hatchback Engine D4F740	850112	Outer Joint		23	28	49	83.5	54.5	I
	2005.06-		L	F	Hatchback Engine D4F740	250369	Drive Shaft		23	26	49	83.5	651	
	2005.06-		R	F	Hatchback Engine D4F740	250372	Drive Shaft		23	26	49	83.5	890	
1.2 16V (55 kW)	2005.08- 2006.04			F	Hatchback Engine D4F740	850112	Outer Joint		23	28	49	83.5	54.5	I
	2005.08- 2006.04		L	F	Hatchback Engine D4F740	250369	Drive Shaft		23	26	49	83.5	651	
	2005.08- 2006.04		R	F	Hatchback Engine D4F740	250372	Drive Shaft		23	26	49	83.5	890	
1.2 16V (58 kW)	2006.10-			F	Hatchback Engine D4F764	850112	Outer Joint		23	28	49	83.5	54.5	I
	2006.10-		L	F	Hatchback Engine D4F764	250369	Drive Shaft		23	26	49	83.5	651	
	2006.10-		R	F	Hatchback Engine D4F764	250372	Drive Shaft		23	26	49	83.5	890	
1.2 16V (74 kW)	2007.04-	AT		F	Hatchback Engine D4F784	850112	Outer Joint		23	28	49	83.5	54.5	I
1.2 16V Hi-Flex (55 kW)	2008.07-			F	Hatchback Engine D4F740/D4F742	850112	Outer Joint		23	28	49	83.5	54.5	I
	2008.07-		L	F	Hatchback Engine D4F740/D4F742	250369	Drive Shaft		23	26	49	83.5	651	
	2008.07-		R	F	Hatchback Engine D4F740/D4F742	250372	Drive Shaft		23	26	49	83.5	890	
1.4 16V (72 kW)	2005.06-		R	F	Hatchback Engine K4J780	250354	Drive Shaft		23	26	49	86	897	
	2005.06-		L	F	Hatchback Engine K4J780	250353	Drive Shaft		23	26	49	86	649	
	2005.06-			F	Hatchback Engine K4J780	850092	Outer Joint		23	29	49	86	57	I
1.5 DCi (47 kW)	2005.06-		R	F	Hatchback Engine K9K752	250354	Drive Shaft		23	26	49	86	897	
	2005.06-		L	F	Hatchback Engine K9K752	250353	Drive Shaft		23	26	49	86	649	
	2005.06-			F	Hatchback Engine K9K752	850143	Outer Joint		25	32	52.8	85.5	62.5	I
1.5 DCi (48 kW)	2005.05-		R	F	Hatchback Engine K9K752	250354	Drive Shaft		23	26	49	86	897	
	2005.05-		L	F	Hatchback Engine K9K752	250353	Drive Shaft		23	26	49	86	649	
	2005.05-			F	Hatchback Engine K9K752	850143	Outer Joint		25	32	52.8	85.5	62.5	I
1.5 DCi (50 kW)	2005.08- 2007.04		R	F	Hatchback Engine K9K714/K9K768	250354	Drive Shaft		23	26	49	86	897	
	2005.08- 2007.04		L	F	Hatchback Engine K9K714/K9K768	250353	Drive Shaft		23	26	49	86	649	
	2005.08- 2007.04			F	Hatchback Engine K9K714/K9K768	850092	Outer Joint		23	29	49	86	57	I
1.5 DCi (60 kW)	2007.11-		R	F	Hatchback Engine K9K750	250354	Drive Shaft		23	26	49	86	897	
	2007.11-		L	F	Hatchback Engine K9K750	250353	Drive Shaft		23	26	49	86	649	
	2007.11-			F	Hatchback Engine K9K750	850143	Outer Joint		25	32	52.8	85.5	62.5	I
1.5 DCi (63 kW)	2005.08- 2006.07		R	F	Hatchback Engine K9K766	250354	Drive Shaft		23	26	49	86	897	
	2005.08- 2006.07		L	F	Hatchback Engine K9K766	250353	Drive Shaft		23	26	49	86	649	





	 YEAR	TRANSM	L/R	F/R	REMARKS	GSP Ref.	 PRODUCT	 ABS	Technical Specifications					
									A	B	C	H	L	P
RENAULT CLIO III (BR0/1, CR0/1)														
1.5 DCi (63 kW)	2005.08- 2006.07			F	Hatchback Engine K9K766	850092	Outer Joint		23	29	49	86	57	I
1.5 DCi (76 kW)	2005.06-		R	F	Hatchback Engine K9K772	250354	Drive Shaft		23	26	49	86	897	
	2005.06-		L	F	Hatchback Engine K9K772	250353	Drive Shaft		23	26	49	86	649	
	2005.06-			F	Hatchback Engine K9K772	850143	Outer Joint		25	32	52.8	85.5	62.5	I
1.5 DCi (78 kW)	2005.08- 2007.04			F	Hatchback Engine K9K764	850143	Outer Joint		25	32	52.8	85.5	62.5	I
1.6 16V (65 kW)	2005.06-		L	F	Hatchback Engine K4M804	250353	Drive Shaft		23	26	49	86	649	
	2005.06-			F	Hatchback Engine K4M804	899085	Outer Joint		23	30	49	86	59	I
1.6 16V (82 kW)	2005.08- 2007.07		R	F	Hatchback Engine K4M800/K4M801	250354	Drive Shaft		23	26	49	86	897	
	2005.08- 2007.07		R	F	Hatchback Engine K4M800/K4M801	250443	Drive Shaft		23	23	49	86	789	
	2005.08- 2007.07		L	F	Hatchback Engine K4M800/K4M801	250353	Drive Shaft		23	26	49	86	649	
	2005.08- 2007.07	5MT		F	Hatchback Engine K4M800/K4M801	899085	Outer Joint		23	30	49	86	59	I
ESPACE (J11_)														
2.0 (80 kW)	1984.07- 1990.12			F	MPV Engine J6R234/J6R236	850007	Outer Joint		23	25	56.3	80.5	56	O
	1984.07- 1990.12	MT	L/R	F	MPV Engine J6R234/J6R236	250030	Drive Shaft		23	23	56.3	80.5	697	
2.1 TD (65 kW)	1984.10- 1990.12			F	MPV Engine J8S240/J8S774	850007	Outer Joint		23	25	56.3	80.5	56	O
	1984.10- 1990.12	MT	L/R	F	MPV Engine J8S240/J8S774	250030	Drive Shaft		23	23	56.3	80.5	697	
ESPACE II (J/S63_)														
2.0 (76 kW)	1991.01- 1996.10			F	MPV Engine J7R768	850007	Outer Joint		23	25	56.3	80.5	56	O
	1991.01- 1996.10	MT/AT	L/R	F	MPV Engine J7R768	250031	Drive Shaft	48T	23	23	56	85	720	
	1991.01- 1996.10	MT/AT	L/R	F	MPV Engine J7R768	250052	Drive Shaft		23	23	56.3	80.5	713	
2.1 RTDT QuaDra (65 kW)	1991.01- 1992.05				All-wheel Drive MPV Engine J8S772	850007	Outer Joint		23	25	56.3	80.5	56	O
2.1 TD (65 kW)	1991.01- 1996.10			F	MPV Engine J8S772/J8S776/J8S778/J8S610	850007	Outer Joint		23	25	56.3	80.5	56	O
	1991.01- 1996.10	MT/AT	L/R	F	MPV Engine J8S772/J8S776/J8S778/J8S610	250031	Drive Shaft	48T	23	23	56	85	720	
	1991.01- 1996.10	MT/AT	L/R	F	MPV Engine J8S772/J8S776/J8S778/J8S610	250052	Drive Shaft		23	23	56.3	80.5	713	
2.1 TD (66 kW)	1994.11- 1996.10			F	MPV Engine J8S612	850007	Outer Joint		23	25	56.3	80.5	56	O
2.2 (79 kW)	1991.01- 1996.10			F	MPV Engine J7T773/J7T776/J7T772	850007	Outer Joint		23	25	56.3	80.5	56	O
	1991.01- 1996.10	MT/AT	L/R	F	MPV Engine J7T773/J7T776/J7T772	250031	Drive Shaft	48T	23	23	56	85	720	
	1991.01- 1996.10	MT/AT	L/R	F	MPV Engine J7T773/J7T776/J7T772	250052	Drive Shaft		23	23	56.3	80.5	713	
2.2 4x4 (79 kW)	1991.03- 1996.12				All-wheel Drive MPV Engine J7T772/J7T773	850007	Outer Joint		23	25	56.3	80.5	56	O
	1991.03- 1996.12	MT/AT	L/R	F	All-wheel Drive MPV Engine J7T772/J7T773	250031	Drive Shaft	48T	23	23	56	85	720	
	1991.03- 1996.12	MT/AT	L/R		All-wheel Drive MPV Engine J7T772/J7T773	250052	Drive Shaft		23	23	56.3	80.5	713	
2.8 V6 (110 kW)	1991.01- 1996.10			F	MPV Engine Z7W712/Z7W713/Z7W717	850007	Outer Joint		23	25	56.3	80.5	56	O
ESPACE III (JE0_)														
1.9 DTi (72 kW)	1999.02- 2002.10	MT	L	F	MPV Engine F9Q722	250221	Drive Shaft	44T	27	29.95	64	89	729	
	1999.02- 2002.10	MT	R	F	MPV Engine F9Q722	250223	Drive Shaft	44T	27	23	64	89	773	
	1999.02- 2002.10			F	MPV Engine F9Q722	850035	Outer Joint		27	25	64	89	60	O
	1999.02- 2002.10			F	MPV Engine F9Q722	850065	Outer Joint	44T	27	25	64	89	60	O
2.0 (102 kW)	2001.09- 2002.10	MT	R	F	MPV Engine F4R700/F4R701	250211	Drive Shaft	44T	27	23	65	88.5	772	
	2001.09- 2002.10	MT	L	F	MPV Engine F4R700/F4R701	250221	Drive Shaft	44T	27	29.95	64	89	729	
	2001.09- 2002.10			F	MPV Engine F4R700/F4R701	850035	Outer Joint		27	25	64	89	60	O
	2001.09- 2002.10			F	MPV Engine F4R700/F4R701	850065	Outer Joint	44T	27	25	64	89	60	O
2.0 (84 kW)	1996.11- 2000.10	MT	R	F	MPV Engine F3R728/F3R729/F3R742/F3R768/F3R769	250211	Drive Shaft	44T	27	23	65	88.5	772	
	1996.11- 2000.10	MT	L	F	MPV Engine F3R728/F3R729/F3R742/F3R768/F3R769	250221	Drive Shaft	44T	27	29.95	64	89	729	
	1996.11- 2000.10			F	MPV Engine F3R728/F3R729/F3R742/F3R768/F3R769	850035	Outer Joint		27	25	64	89	60	O
	1996.11- 2000.10			F	MPV Engine F3R728/F3R729/F3R742/F3R768/F3R769	850065	Outer Joint	44T	27	25	64	89	60	O
2.0 16V (103 kW)	1998.10- 2002.10	MT	R	F	MPV Engine F4R700/F4R701	250211	Drive Shaft	44T	27	23	65	88.5	772	
	1998.10- 2002.10	MT	L	F	MPV Engine F4R700/F4R701	250221	Drive Shaft	44T	27	29.95	64	89	729	
	1998.10- 2002.10			F	MPV Engine F4R700/F4R701	850035	Outer Joint		27	25	64	89	60	O
	1998.10- 2002.10			F	MPV Engine F4R700/F4R701	850065	Outer Joint	44T	27	25	64	89	60	O
2.2 12V TD (83 kW)	1996.11- 2000.10	MT	R	F	MPV Engine G8T714/G8T716/G8T760	250019	Drive Shaft	44T	27	39	64	89	978	
	1996.11- 2000.10	MT	L	F	MPV Engine G8T714/G8T716/G8T760	250200	Drive Shaft	44T	27	37.1	64	89	619	
	1996.11- 2000.10	5MT		F	MPV Engine G8T714/G8T716/G8T760	850035	Outer Joint		27	25	64	89	60	O
	1996.11- 2000.10	5MT		F	MPV Engine G8T714/G8T716/G8T760	850065	Outer Joint	44T	27	25	64	89	60	O
2.2 DCi (85 kW)	2000.07- 2002.10		L	F	MPV Engine G9T710	250225	Drive Shaft	44T	27	37.1	64	90	594	
	2000.07- 2002.10		R	F	MPV Engine G9T710	250272	Drive Shaft	44T	27	39	64	90	1010	
2.2 DCi (95 kW)	2000.10- 2002.10		L	F	MPV Engine G9T642/G9T710	250225	Drive Shaft	44T	27	37.1	64	90	594	
	2000.10- 2002.10		R	F	MPV Engine G9T642/G9T710	250272	Drive Shaft	44T	27	39	64	90	1010	
	2000.10- 2002.10	5MT		F	MPV Engine G9T642/G9T710	850035	Outer Joint		27	25	64	89	60	O
	2000.10- 2002.10	5MT		F	MPV Engine G9T642/G9T710	850065	Outer Joint	44T	27	25	64	89	60	O
3.0 (123 kW)	1996.11- 1998.10	4AT		F	MPV Engine Z7X775	850035	Outer Joint		27	25	64	89	60	O
	1996.11- 1998.10	4AT		F	MPV Engine Z7X775	850065	Outer Joint	44T	27	25	64	89	60	O





	 YEAR	TRANSM	L/R	F/R	REMARKS	GSP Ref.	 PRODUCT	 ABS	Technical Specifications					
									A	B	C	H	L	P
RENAULT														
ESPACE III (JE0_)														
3.0 V6 24V (140 kW)	1998.10- 2002.10			F	MPV Engine L7X727	850035	Outer Joint		27	25	64	89	60	O
	1998.10- 2002.10			F	MPV Engine L7X727	850065	Outer Joint	44T	27	25	64	89	60	O
ESPACE IV (JK0/1_)														
1.9 DCi (85 kW)	2003.04- 2005.02		L	F	MPV Engine F9Q820	250390	Drive Shaft		27	37.1	56.5	92	659	
	2003.04- 2005.02		R	F	MPV Engine F9Q820	250391	Drive Shaft		27	39	56.5	92	995	
1.9 DCi (88 kW)	2002.11-		L	F	MPV Engine F9Q680/F9Q820/F9Q826	250390	Drive Shaft		27	37.1	56.5	92	659	
	2002.11-		R	F	MPV Engine F9Q680/F9Q820/F9Q826	250391	Drive Shaft		27	39	56.5	92	995	
2.0 (100 kW)	2002.11-		L	F	MPV Engine F4R792	250390	Drive Shaft		27	37.1	56.5	92	659	
	2002.11-		R	F	MPV Engine F4R792	250391	Drive Shaft		27	39	56.5	92	995	
2.0 (125 kW)	2005.05- 2007.01		L	F	MPV Engine F4R796/797/896/897	250390	Drive Shaft		27	37.1	56.5	92	659	
	2005.05- 2007.01		R	F	MPV Engine F4R796/797/896/897	250391	Drive Shaft		27	39	56.5	92	995	
2.0 Turbo (120 kW)	2002.11-		L	F	MPV Engine F4R794/F4R795/F4R796/F4R797	250390	Drive Shaft		27	37.1	56.5	92	659	
	2002.11-		R	F	MPV Engine F4R794/F4R795/F4R796/F4R797	250391	Drive Shaft		27	39	56.5	92	995	
2.2 DCi (102 kW)	2006.08- 2007.04		L	F	MPV Engine G9T645	250392	Drive Shaft		27	37.1	56.8	90	619	
	2006.08- 2007.04		R	F	MPV Engine G9T645	250393	Drive Shaft		27	39	56.5	92	1035	
2.2 DCi (110 kW)	2002.11-		L	F	MPV Engine G9T742/G9T743	250392	Drive Shaft		27	37.1	56.8	90	619	
	2002.11-		R	F	MPV Engine G9T742/G9T743	250393	Drive Shaft		27	39	56.5	92	1035	
	2002.11-			F	MPV Engine G9T742/G9T743	850041	Outer Joint		27	37	56.5	93	72	I
EXPRESS														
-						899070	Outer Joint		21	25	46.3	79	58	O
EXTRA VAN (F40_, G40_)														
1.0 (27 kW)	1986.02- 1992.05	MT	R	F	Box Engine C1C706	250044	Drive Shaft		21	23	46.4	81.5	693.5	
	1986.02- 1992.05	MT	L	F	Box Engine C1C706	250024	Drive Shaft		21	29.95	46.4	81.5	599	
1.2 (40 kW)	1991.09- 1998.03	MT	R	F	Box Engine C3G710/C3G712	250044	Drive Shaft		21	23	46.4	81.5	693.5	
	1991.09- 1998.03	MT	L	F	Box Engine C3G710/C3G712	250024	Drive Shaft		21	29.95	46.4	81.5	599	
1.4 (43 kW)	1985.07- 1991.08	MT	R	F	Box Engine C1J768/C1J780	250044	Drive Shaft		21	23	46.4	81.5	693.5	
	1985.07- 1991.08	MT	L	F	Box Engine C1J768/C1J780	250024	Drive Shaft		21	29.95	46.4	81.5	599	
1.4 (44 kW)	1986.03- 1991.08	MT	R	F	Box Engine C2J784	250044	Drive Shaft		21	23	46.4	81.5	693.5	
	1986.03- 1991.08	MT	L	F	Box Engine C2J784	250024	Drive Shaft		21	29.95	46.4	81.5	599	
1.4 (55 kW)	1991.09- 1998.03	MT	R	F	Box Engine E7J720/E7J724/E7J726/E7J773	250044	Drive Shaft		21	23	46.4	81.5	693.5	
	1991.09- 1998.03	MT	L	F	Box Engine E7J720/E7J724/E7J726/E7J773	250024	Drive Shaft		21	29.95	46.4	81.5	599	
1.4 (58 kW)	1994.01- 1998.03	MT	R	F	Box Engine E7J728	250044	Drive Shaft		21	23	46.4	81.5	693.5	
	1994.01- 1998.03	MT	L	F	Box Engine E7J728	250024	Drive Shaft		21	29.95	46.4	81.5	599	
1.4 (59 kW)	1995.05- 1997.08	MT	R	F	Box Engine E7J773	250044	Drive Shaft		21	23	46.4	81.5	693.5	
	1995.05- 1997.08	AT	L	F	Box Engine E7J773	250201	Drive Shaft		21	29.95	49.8	83.5	597	
	1995.05- 1997.08	MT	L	F	Box Engine E7J773	250024	Drive Shaft		21	29.95	46.4	81.5	599	
1.4 CAT (43 kW)	1988.08- 1998.03	MT	R	F	Box Engine C3J702/C3J700/C3J760/C3J762	250044	Drive Shaft		21	23	46.4	81.5	693.5	
	1988.08- 1998.03	MT	L	F	Box Engine C3J702/C3J700/C3J760/C3J762	250024	Drive Shaft		21	29.95	46.4	81.5	599	
1.6 D (40 kW)	1986.03- 1998.08	MT	R	F	Box Engine F8M730/F8M720/F8M760/F8M736	250044	Drive Shaft		21	23	46.4	81.5	693.5	
	1986.03- 1998.08	MT	L	F	Box Engine F8M730/F8M720/F8M760/F8M736	250024	Drive Shaft		21	29.95	46.4	81.5	599	
1.9 D (40 kW)	1994.09- 1998.03	MT	R	F	Box Engine F8Q640/F8Q682	250044	Drive Shaft		21	23	46.4	81.5	693.5	
	1994.09- 1998.03	MT	L	F	Box Engine F8Q640/F8Q682	250024	Drive Shaft		21	29.95	46.4	81.5	599	
FUEGO														
1.4/1.6/2.1	1982.08- 1984		L/R			250145	Drive Shaft		23	23	56.3	80	685	
FUEGO (136_)														
2.0 TX/GTX (81 kW)	1980.10- 1985.10	MT		F	Coupe Engine 829710/J6R710/J6R712/J6R713/J6R715/J6R726	850007	Outer Joint		23	25	56.3	80.5	56	O
GRAND SCENIC II (JM0/1_)														
1.5 DCi (74 kW)	2004.07- 2006.10	MT	R	F	MPV Engine K9K728	250495	Drive Shaft		25	26	52.6	88	914	
	2004.07- 2006.10		L	F	MPV Engine K9K728	250403	Drive Shaft		25	26	52.6	88	674	
	2004.07- 2006.10			F	MPV Engine K9K728	850093	Outer Joint		25	30	52.6	88	58	I
1.6 (77 kW)	2006.06-	MT	R	F	MPV Engine K4M788	250442	Drive Shaft		25	26	52.6	88	911	
1.6 (83 kW)	2004.04-		L	F	MPV Engine K4M761/K4M782	250494	Drive Shaft		25	26	52.6	88	664	
	2004.04-	MT	R	F	MPV Engine K4M761/K4M782	250442	Drive Shaft		25	26	52.6	88	911	
1.9 DCi (81 kW)	2005.05-		R	F	MPV Engine F9QE804	250400	Drive Shaft		25	39	53	88	932	
	2005.05-		F	F	MPV Engine F9QE804	899213	Outer Joint		25	33	53	88	61.5	I
	2005.05-	MT	L	F	MPV Engine F9QE804	299201	Drive Shaft		25	39	53	88	638	
1.9 DCi (88 kW)	2004.04-		R	F	MPV Engine F9Q812	250400	Drive Shaft		25	39	53	88	932	
	2004.04-			F	MPV Engine F9Q812	899213	Outer Joint		25	33	53	88	61.5	I
	2004.04-	MT	L	F	MPV Engine F9Q812	299201	Drive Shaft		25	39	53	88	638	
1.9 DCi (96 kW)	2005.05- 2007.07		R	F	MPV Engine F9Q818/F9Q818/F9QEE804/F9QJ803	250400	Drive Shaft		25	39	53	88	932	
	2005.05- 2007.07			F	MPV Engine F9Q818/F9Q818/F9QEE804/F9QJ803	899213	Outer Joint		25	33	53	88	61.5	I





	 YEAR	TRANSM	L/R	F/R	REMARKS	GSP Ref.	 PRODUCT	 ABS	Technical Specifications									
									A	B	C	H	L	P				
RENAULT																		
GRAND SCENIC II (JM0/1_)																		
1.9 DCi (96 kW)	2005.05- 2007.07	MT	L	F	MPV Engine F9Q816/F9Q818/F9QEE804/F9QJ803	299201	Drive Shaft		25	39	53	88	638					
2.0 (120 kW)	2004.08- 2006.10	MT	R	F	MPV Engine F4R776	250400	Drive Shaft		25	39	53	88	932					
	2004.08- 2006.10			F	MPV Engine F4R776	899213	Outer Joint		25	33	53	88	61.5	I				
	2004.08- 2006.10	MT	L	F	MPV Engine F4R776	299201	Drive Shaft		25	39	53	88	638					
	2004.08- 2006.10		L	F	MPV Engine F4R776	299186	Drive Shaft		25	26	52.6	88	669					
	2004.08- 2006.10		R	F	MPV Engine F4R776	250399	Drive Shaft		25	23	52.6	88	803					
2.0 (99 kW)	2004.04-	MT	R	F	MPV Engine F4R770/F4R771	250400	Drive Shaft		25	39	53	88	932					
	2004.04-			F	MPV Engine F4R770/F4R771	899213	Outer Joint		25	33	53	88	61.5	I				
	2004.04-	MT	L	F	MPV Engine F4R770/F4R771	299201	Drive Shaft		25	39	53	88	638					
	2004.04-		L	F	MPV Engine F4R770/F4R771	299186	Drive Shaft		25	26	52.6	88	669					
	2004.04-		R	F	MPV Engine F4R770/F4R771	250399	Drive Shaft		25	23	52.6	88	803					
2.0 DCi (110 kW)	2006.07- 2006.10		L	F	MPV Engine M9R700/M9R721/M9R722	250444	Drive Shaft		27	39	56.5	90.5	626					
	2006.07- 2006.10	MT	L	F	MPV Engine M9R700/M9R721/M9R722	218274	Drive Shaft		27	30	56.5	90	624					
KANGOO																		
-			R			250162	Drive Shaft	26T	21	23	52.2	85.5	723.5					
						850017	Outer Joint		21	22	51.5	83	56.5	I				
1.0			R			250293	Drive Shaft		21	23	46.3	80.5	709.5					
1.2	1997-		L			250112	Drive Shaft	26T	21	29.95	57	84.5	630.7					
	1997-		R			250114	Drive Shaft	26T	21	23	57	84.5	724.5					
1.4	1997-		L			250112	Drive Shaft	26T	21	29.95	57	84.5	630.7					
	1997-		R			250114	Drive Shaft	26T	21	23	57	84.5	724.5					
1.6						850034	Outer Joint		21	22	51.5	83	56.5	O				
						850062	Outer Joint	26T	21	22	51.5	83	56.5	O				
						850063	Outer Joint	44T	21	22	51.5	83	56.5	O				
	2000.01-		R			250293	Drive Shaft		21	23	46.3	80.5	709.5					
1.6 16V	2002-					899207	Outer Joint		21	22	46.4	86	58	I				
1.9 D	1997-		L			250112	Drive Shaft	26T	21	29.95	57	84.5	630.7					
	1997-		R			250114	Drive Shaft	26T	21	23	57	84.5	724.5					
KANGOO (KC0/1_)																		
1.2 (43 kW)	1997.08-	MT	R	F	MPV Engine D7F710/D7F720/D7F722/D7F726/D7F744/D7F746	250395	Drive Shaft	26T	21	23	51.5	83	728					
	1997.08-	MT	L	F	MPV Engine D7F710/D7F720/D7F722/D7F726/D7F744/D7F746	250150	Drive Shaft		21	29.95	49.8	83.5	623					
	1997.08-	MT	R	F	MPV Engine D7F710/D7F720/D7F722/D7F726/D7F744/D7F746	250357	Drive Shaft	26T	21	23	57	84	718					
	1997.08-			F	MPV Engine D7F710/D7F720/D7F722/D7F726/D7F744/D7F746	850004	Outer Joint	26T	21	30	52.2	85.5	59	I				
1.2 16V (55 kW)	2001.06-	MT	L	F	MPV Engine D4F712/D4F714/D4F716	250401	Drive Shaft	44T	21	29.95	57	84	629					
	2001.06-			F	MPV Engine D4F712/D4F714/D4F716	850069	Outer Joint	44T	23	30	57.5	86.5	58.5	I				
	2001.06-	MT	R	F	MPV Engine D4F712/D4F714/D4F716	250395	Drive Shaft	26T	21	23	51.5	83	728					
	2001.06-	MT	L	F	MPV Engine D4F712/D4F714/D4F716	250150	Drive Shaft		21	29.95	49.8	83.5	623					
	2001.06-	MT	R	F	MPV Engine D4F712/D4F714/D4F716	250357	Drive Shaft	26T	21	23	57	84	718					
1.4 (55 kW)	1997.08-	MT	R	F	MPV Engine E7J634/E7J635/E7J780/K7J700/K7J701	250336	Drive Shaft	26T	21	23	57	84	727					
	1997.08-	MT	R	F	MPV Engine E7J634/E7J635/E7J780/K7J700/K7J701	250395	Drive Shaft	26T	21	23	51.5	83	728					
	1997.08-	MT	L	F	MPV Engine E7J634/E7J635/E7J780/K7J700/K7J701	250150	Drive Shaft		21	29.95	49.8	83.5	623					
	1997.08-	MT	R	F	MPV Engine E7J634/E7J635/E7J780/K7J700/K7J701	250063	Drive Shaft		21	23	51.5	83	720					
	1997.08-	MT	R	F	MPV Engine E7J634/E7J635/E7J780/K7J700/K7J701	250357	Drive Shaft	26T	21	23	57	84	718					
	1997.08-			F	MPV Engine E7J634/E7J635/E7J780/K7J700/K7J701	850004	Outer Joint	26T	21	30	52.2	85.5	59	I				
1.5 DCi (42 kW)	2003.07-			F	MPV Engine K9K704	850069	Outer Joint	44T	23	30	57.5	86.5	58.5	I				
	2003.07-		R	F	MPV Engine K9K704	250245	Drive Shaft	44T	21	23	52.5	85	726					
1.5 DCi (45 kW)	2005.04- 2010.06		R	F	MPV	250245	Drive Shaft	44T	21	23	52.5	85	726					
1.5 DCi (48 kW)	2001.12-			F	MPV Engine K9K700/K9K704	850069	Outer Joint	44T	23	30	57.5	86.5	58.5	I				
	2001.12-	MT	R	F	MPV Engine K9K700/K9K704	250395	Drive Shaft	26T	21	23	51.5	83	728					
	2001.12-		R	F	MPV Engine K9K700/K9K704	250245	Drive Shaft	44T	21	23	52.5	85	726					
	2001.12-	MT	L	F	MPV Engine K9K700/K9K704	250398	Drive Shaft		21	29.95	50	84	632					
	2001.12-	MT	L	F	MPV Engine K9K700/K9K704	250356	Drive Shaft	26T	21	29.95	51.5	83	634					
1.5 DCi (50 kW)	2005.08-			F	MPV Engine K9K714	850069	Outer Joint	44T	23	30	57.5	86.5	58.5	I				
1.5 DCi (60 kW)	2002.07-	MT	L	F	MPV Engine K9K702/K9K710	250394	Drive Shaft		23	29.95	57.5	86.5	631					
	2002.07-	MT	L	F	MPV Engine K9K702/K9K710	250194	Drive Shaft	26T	23	29.95	57.5	86.5	631					
	2002.07-		L	F	MPV Engine K9K702/K9K710	250261	Drive Shaft	44T	23	29.95	57.5	86.5	630					
	2002.07-			F	MPV Engine K9K702/K9K710	850069	Outer Joint	44T	23	30	57.5	86.5	58.5	I				
	2002.07-	MT	R	F	MPV Engine K9K702/K9K710	250260	Drive Shaft	44T	23	23	57.5	86.5	724					
	2002.07-	MT	R	F	MPV Engine K9K702/K9K710	250193	Drive Shaft	26T	23	23	57.5	86.5	724					
1.6 16V (70 kW)	2001.06-	MT	R	F	MPV Engine K4M750/K4M752/K4M753	250395	Drive Shaft	26T	21	23	51.5	83	728					
	2001.06-	MT	L	F	MPV Engine K4M750/K4M752/K4M753	250150	Drive Shaft		21	29.95	49.8	83.5	623					
	2001.06-	MT	R	F	MPV Engine K4M750/K4M752/K4M753	250357	Drive Shaft	26T	21	23	57	84	718					





	 YEAR	TRANSM	L/R	F/R	REMARKS	GSP Ref.	 PRODUCT	 ABS	Technical Specifications							
									A	B	C	H	L	P		
RENAULT KANGOO (KC0/1_)																
1.6 16V 4x4 (70 kW)	2001.10-		L	F	All-wheel Drive MPV Engine K4M750/K4M752/K4M753	250506	Drive Shaft	44T	23	29.95	58.8	85	645			
1.9 DCi 4x4 (59 kW)	2001.10-		L	F	All-wheel Drive MPV Engine F9Q782/F9Q790	250506	Drive Shaft	44T	23	29.95	58.8	85	645			
1.9 DCi 4x4 (62 kW)	2003.10-		L	F	All-wheel Drive MPV Engine F9Q790	250506	Drive Shaft	44T	23	29.95	58.8	85	645			
1.9 DTi (59 kW)	2000.02-	MT	R	F	MPV Engine F9Q780	250395	Drive Shaft	26T	21	23	51.5	83	728			
	2000.02-	MT	L	F	MPV Engine F9Q780	250398	Drive Shaft		21	29.95	50	84	632			
	2000.02-	MT	L	F	MPV Engine F9Q780	250356	Drive Shaft	26T	21	29.95	51.5	83	634			
D 55 1.9 (40 kW)	1997.08-	MT	R	F	MPV Engine F8Q662	250336	Drive Shaft	26T	21	23	57	84	727			
	1997.08-	MT	R	F	MPV Engine F8Q662	250395	Drive Shaft	26T	21	23	51.5	83	728			
	1997.08-	MT	R	F	MPV Engine F8Q662	250063	Drive Shaft		21	23	51.5	83	720			
	1997.08-	MT	R	F	MPV Engine F8Q662	250357	Drive Shaft	26T	21	23	57	84	718			
	1997.08-	MT	L	F	MPV Engine F8Q662	250398	Drive Shaft		21	29.95	50	84	632			
	1997.08-	MT	L	F	MPV Engine F8Q662	250356	Drive Shaft	26T	21	29.95	51.5	83	634			
D 65 1.9 (47 kW)	1997.08-			F	MPV Engine F8Q662	850004	Outer Joint	26T	21	30	52.2	85.5	59	I		
	1997.08-	MT	L	F	MPV Engine F8Q630/F8Q632	250401	Drive Shaft	44T	21	29.95	57	84	629			
	1997.08-	MT	R	F	MPV Engine F8Q630/F8Q632	250336	Drive Shaft	26T	21	23	57	84	727			
	1997.08-	MT	R	F	MPV Engine F8Q630/F8Q632	250395	Drive Shaft	26T	21	23	51.5	83	728			
	1997.08-	MT	R	F	MPV Engine F8Q630/F8Q632	250063	Drive Shaft		21	23	51.5	83	720			
	1997.08-	MT	R	F	MPV Engine F8Q630/F8Q632	250357	Drive Shaft	26T	21	23	57	84	718			
KANGOO / GRAND KANGOO (KW0/1_)																
1.5 DCi (50 kW)	2008.02-		R	F	MPV Engine K9K800	299229	Drive Shaft		27	26	56.7	91	920			
	2008.02-		L	F	MPV Engine K9K800	299228	Drive Shaft		27	26	56.7	91	675			
1.5 DCi (55 kW)	2012.11-		L	F	MPV Engine K9K802	299070	Drive Shaft		23	26	49	86	675			
1.5 DCi (63 kW)	2008.02-		R	F	MPV Engine K9K802	299229	Drive Shaft		27	26	56.7	91	920			
	2008.02-		L	F	MPV Engine K9K802	299228	Drive Shaft		27	26	56.7	91	675			
1.5 DCi (66 kW)	2012.11-		L	F	MPV Engine K9K808	299070	Drive Shaft		23	26	49	86	675			
1.6 (64 kW)	2008.02-		L	F	MPV Engine K7M750	299070	Drive Shaft		23	26	49	86	675			
	2008.02-		R	F	MPV Engine K7M750	299229	Drive Shaft		27	26	56.7	91	920			
	2008.02-		L	F	MPV Engine K7M750	299228	Drive Shaft		27	26	56.7	91	675			
1.6 16V (78 kW)	2008.02-		R	F	MPV Engine K4M830/K4M831	299229	Drive Shaft		27	26	56.7	91	920			
	2008.02-		L	F	MPV Engine K4M830/K4M831	299228	Drive Shaft		27	26	56.7	91	675			
1.6 16V Hi-Flex (78 kW)	2008.02-		R	F	MPV Engine K4M850	299229	Drive Shaft		27	26	56.7	91	920			
	2008.02-		L	F	MPV Engine K4M850	299228	Drive Shaft		27	26	56.7	91	675			
KANGOO BE BOP (KW0/1_)																
1.5 DCi (66 kW)	2009.06-		R	F	MPV Engine K9K808	299229	Drive Shaft		27	26	56.7	91	920			
	2009.06-		L	F	MPV Engine K9K808	299228	Drive Shaft		27	26	56.7	91	675			
1.6 (78 kW)	2009.02-	MT	L	F	MPV Engine K4M830	299070	Drive Shaft		23	26	49	86	675			
	2009.02-		R	F	MPV Engine K4M830	299229	Drive Shaft		27	26	56.7	91	920			
	2009.02-		L	F	MPV Engine K4M830	299228	Drive Shaft		27	26	56.7	91	675			
KANGOO EXPRESS (FC0/1_)																
1.2 (43 kW)	1997.08-	MT	L	F	Box Engine D7F710/D7F720/D7F722/D7F726/D7F744/D7F746	250401	Drive Shaft	44T	21	29.95	57	84	629			
	1997.08-	MT	R	F	Box Engine D7F710/D7F720/D7F722/D7F726/D7F744/D7F746	250395	Drive Shaft	26T	21	23	51.5	83	728			
	1997.08-	MT	L	F	Box Engine D7F710/D7F720/D7F722/D7F726/D7F744/D7F746	250150	Drive Shaft		21	29.95	49.8	83.5	623			
	1997.08-	MT	R	F	Box Engine D7F710/D7F720/D7F722/D7F726/D7F744/D7F746	250357	Drive Shaft	26T	21	23	57	84	718			
	1997.08-			F	Box Engine D7F710/D7F720/D7F722/D7F726/D7F744/D7F746	850004	Outer Joint	26T	21	30	52.2	85.5	59	I		
1.2 (44 kW)	1998.07- 2001.07			F	Box Engine D7F764/D7F766	850004	Outer Joint	26T	21	30	52.2	85.5	59	I		
1.2 16V (55 kW)	2001.10-	MT	L	F	Box Engine D4F712/D4F714/D4F730	250401	Drive Shaft	44T	21	29.95	57	84	629			
	2001.10-	MT	R	F	Box Engine D4F712/D4F714/D4F730	250395	Drive Shaft	26T	21	23	51.5	83	728			
	2001.10-	MT	L	F	Box Engine D4F712/D4F714/D4F730	250150	Drive Shaft		21	29.95	49.8	83.5	623			
	2001.10-	MT	R	F	Box Engine D4F712/D4F714/D4F730	250357	Drive Shaft	26T	21	23	57	84	718			
1.4 (55 kW)	1997.08-	MT	R	F	Box Engine E7J634/E7J635/E7J780/K7J701	250395	Drive Shaft	26T	21	23	51.5	83	728			
	1997.08-	MT	L	F	Box Engine E7J634/E7J635/E7J780/K7J701	250150	Drive Shaft		21	29.95	49.8	83.5	623			
	1997.08-	MT	R	F	Box Engine E7J634/E7J635/E7J780/K7J701	250357	Drive Shaft	26T	21	23	57	84	718			
	1997.08-			F	Box Engine E7J634/E7J635/E7J780/K7J701	850004	Outer Joint	26T	21	30	52.2	85.5	59	I		
1.5 DCi (42 kW)	2002.12-	MT	R	F	Box Engine K9K704	250395	Drive Shaft	26T	21	23	51.5	83	728			
	2002.12-		R	F	Box Engine K9K704	250245	Drive Shaft	44T	21	23	52.5	85	726			
	2002.12-	MT	L	F	Box Engine K9K704	250398	Drive Shaft		21	29.95	50	84	632			
	2002.12-	MT	L	F	Box Engine K9K704	250356	Drive Shaft	26T	21	29.95	51.5	83	634			
1.5 DCi (45 kW)	2005.10-	MT	R	F	Box Engine K9K704/K9K716	250245	Drive Shaft	44T	21	23	52.5	85	726			
1.5 DCi (48 kW)	2001.12-			F	Box Engine K9K700/K9K702/K9K704	850069	Outer Joint	44T	23	30	57.5	86.5	58.5	I		
	2001.12-	MT	R	F	Box Engine K9K700/K9K702/K9K704	250395	Drive Shaft	26T	21	23	51.5	83	728			





	 YEAR	TRANSM	L/R	F/R	REMARKS	GSP Ref.	 PRODUCT	 ABS	Technical Specifications									
									A	B	C	H	L	P				
RENAULT																		
KANGOO EXPRESS (FC0/1)																		
1.5 DCi (48 kW)	2001.12-		R	F	Box Engine K9K700/K9K702/K9K704	250245	Drive Shaft	44T	21	23	52.5	85	726					
	2001.12-	MT	L	F	Box Engine K9K700/K9K702/K9K704	250398	Drive Shaft		21	29.95	50	84	632					
	2001.12-	MT	L	F	Box Engine K9K700/K9K702/K9K704	250356	Drive Shaft	26T	21	29.95	51.5	83	634					
1.5 DCi (60 kW)	2003.04-	MT	L	F	Box Engine K9K702/K9K710	250401	Drive Shaft	44T	21	29.95	57	84	629					
	2003.04-	MT	L	F	Box Engine K9K702/K9K710	250394	Drive Shaft		23	29.95	57.5	86.5	631					
	2003.04-	MT	L	F	Box Engine K9K702/K9K710	250194	Drive Shaft	26T	23	29.95	57.5	86.5	631					
	2003.04-		L	F	Box Engine K9K702/K9K710	250261	Drive Shaft	44T	23	29.95	57.5	86.5	630					
	2003.04-	MT	R	F	Box Engine K9K702/K9K710	250260	Drive Shaft	44T	23	23	57.5	86.5	724					
	2003.04-	MT	R	F	Box Engine K9K702/K9K710	250193	Drive Shaft	26T	23	23	57.5	86.5	724					
1.6 16V (70 kW)	2001.10-	MT	R	F	Box Engine K4M752	250395	Drive Shaft	26T	21	23	51.5	83	728					
	2001.10-	MT	L	F	Box Engine K4M752	250150	Drive Shaft		21	29.95	49.8	83.5	623					
	2001.10-	MT	R	F	Box Engine K4M752	250357	Drive Shaft	26T	21	23	57	84	718					
1.9 DCi 4x4 (59 kW)	2001.10-		L	F	All-wheel Drive Box Engine F9Q782/F9Q790	250506	Drive Shaft	44T	23	29.95	58.8	85	645					
1.9 DCi 4x4 (62 kW)	2003.07-		L	F	All-wheel Drive Box Engine F9Q790	250506	Drive Shaft	44T	23	29.95	58.8	85	645					
1.9 DTi (59 kW)	2000.02-	MT	R	F	Box Engine F9Q780	250395	Drive Shaft	26T	21	23	51.5	83	728					
	2000.02-	MT	L	F	Box Engine F9Q780	250398	Drive Shaft		21	29.95	50	84	632					
	2000.02-	MT	L	F	Box Engine F9Q780	250356	Drive Shaft	26T	21	29.95	51.5	83	634					
D 55 1.9 (40 kW)	1997.08-	MT	R	F	Box Engine F8Q662	250395	Drive Shaft	26T	21	23	51.5	83	728					
	1997.08-	MT	R	F	Box Engine F8Q662	250357	Drive Shaft	26T	21	23	57	84	718					
	1997.08-	MT	L	F	Box Engine F8Q662	250398	Drive Shaft		21	29.95	50	84	632					
	1997.08-	MT	L	F	Box Engine F8Q662	250356	Drive Shaft	26T	21	29.95	51.5	83	634					
	1997.08-			F	Box Engine F8Q662	850004	Outer Joint	26T	21	30	52.2	85.5	59	I				
D 65 1.9 (47 kW)	1997.08-	MT	R	F	Box Engine F8Q630/F8Q632	250395	Drive Shaft	26T	21	23	51.5	83	728					
	1997.08-	MT	R	F	Box Engine F8Q630/F8Q632	250357	Drive Shaft	26T	21	23	57	84	718					
	1997.08-	MT	L	F	Box Engine F8Q630/F8Q632	250398	Drive Shaft		21	29.95	50	84	632					
	1997.08-	MT	L	F	Box Engine F8Q630/F8Q632	250356	Drive Shaft	26T	21	29.95	51.5	83	634					
	1997.08-			F	Box Engine F8Q630/F8Q632	850004	Outer Joint	26T	21	30	52.2	85.5	59	I				
KANGOO EXPRESS (FW0/1)																		
1.5 DCi (50 kW)	2008.02-		R	F	Box Engine K9K800	299229	Drive Shaft		27	26	56.7	91	920					
	2008.02-		L	F	Box Engine K9K800	299228	Drive Shaft		27	26	56.7	91	675					
1.5 DCi (55 kW)	2010.09-		L	F	Box Engine K9K800/K9K808	299070	Drive Shaft		23	26	49	86	675					
1.5 DCi (63 kW)	2008.02-		R	F	Box Engine K9K800/K9K802	299229	Drive Shaft		27	26	56.7	91	920					
	2008.02-		L	F	Box Engine K9K800/K9K802	299228	Drive Shaft		27	26	56.7	91	675					
1.5 DCi (66 kW)	2009.06-		R	F	Box Engine K9K808	299229	Drive Shaft		27	26	56.7	91	920					
	2009.06-		L	F	Box Engine K9K808	299228	Drive Shaft		27	26	56.7	91	675					
1.6 (64 kW)	2008.02-		L	F	Box Engine K7M750	299070	Drive Shaft		23	26	49	86	675					
	2008.02-		R	F	Box Engine K7M750	299229	Drive Shaft		27	26	56.7	91	920					
	2008.02-		L	F	Box Engine K7M750	299228	Drive Shaft		27	26	56.7	91	675					
1.6 16V (78 kW)	2008.02-		R	F	Box Engine K4M830	299229	Drive Shaft		27	26	56.7	91	920					
	2008.02-		L	F	Box Engine K4M830	299228	Drive Shaft		27	26	56.7	91	675					
1.6 16V LPG (72 kW)	2008.02-		L	F	Box Engine K4M834	299070	Drive Shaft		23	26	49	86	675					
	2008.02-		R	F	Box Engine K4M834	299229	Drive Shaft		27	26	56.7	91	920					
	2008.02-		L	F	Box Engine K4M834	299228	Drive Shaft		27	26	56.7	91	675					
KANGOO MPV																		
1.2 16V	2002.01-	MT	R			250092	Drive Shaft		21	23	57	84.5	719					
1.4 8V	1999.10- 2003.04	AT	L	F		250216	Drive Shaft	26T	21	26	57	84.5	617					
	1999.10- 2003.04	AT	R	F		250233	Drive Shaft	26T	21	23	57	84.5	737					
	1999.10-	MT	R			250092	Drive Shaft		21	23	57	84.5	719					
1.9 D	1999.10-	MT	R			250092	Drive Shaft		21	23	57	84.5	719					
1.9 DTi	2001.03-	MT	R			250092	Drive Shaft		21	23	57	84.5	719					
KANGOO VAN																		
1.2	1998.05- 1999.09	MT	L			250018	Drive Shaft		21	29.95	57	85	622.5					
	1998.05- 1999.09	MT	R	F		250164	Drive Shaft		21	23	57	84.5	714.5					
1.9 D	1998.05- 1999.09	MT	L			250018	Drive Shaft		21	29.95	57	85	622.5					
	1998.05- 1999.09	MT	R	F		250164	Drive Shaft		21	23	57	84.5	714.5					
KOLEOS (HY)																		
2.0 DCi 4x4 (127 kW)	2008.09-				All-wheel Drive Closed Off-Road Vehicle Engine M9R830	841285	Outer Joint	48T	25	24	56	110.5	38.5	I				
2.5 4x4 (126 kW)	2008.09-				All-wheel Drive Closed Off-Road Vehicle Engine 2TR700/2TR702/2TR703	841285	Outer Joint	48T	25	24	56	110.5	38.5	I				
LAGUNA																		
1.6	2000.12-	MT				850025	Outer Joint		23	25	56	84	61	O				
1.6 16V	1998.05- 2000.12	MT				850025	Outer Joint		23	25	56	84	61	O				
1.8	1998.05- 2000.12	MT				850025	Outer Joint		23	25	56	84	61	O				





	 YEAR	TRANSM	L/R	F/R	REMARKS	GSP Ref.	 PRODUCT	 ABS	Technical Specifications									
									A	B	C	H	L	P				
RENAULT LAGUNA																		
1.9 TD	1998.05- 2000.12	MT				850025	Outer Joint		23	25	56	84	61		O			
2.0	1998.05- 2000.12	AT				850025	Outer Joint		23	25	56	84	61		O			
2.0 16V	1995.03- 1998.05		L			250131	Drive Shaft	44T	23	29.95	56.2	83.5	658.5					
	1995.03- 1998.05		R			250133	Drive Shaft	44T	23	23	57.5	83.5	801					
	1998.05- 2000.12	MT				850025	Outer Joint		23	25	56	84	61		O			
2.2 D	1995.04- 1998.05		L			250131	Drive Shaft	44T	23	29.95	56.2	83.5	658.5					
2.2 DCi 16V	2001-		L			250269	Drive Shaft		27	37.1	56.5	91.5	595					
	2001-		R			250209	Drive Shaft		27	39	56.5	92	1014					
2.2 TD 12V	1998.05- 2000.12	MT			PK1	850025	Outer Joint		23	25	56	84	61		O			
3.0 V6	1998.05-	AT				850025	Outer Joint		23	25	56	84	61		O			
	1998.05-	MT			JC5	850025	Outer Joint		23	25	56	84	61		O			
LAGUNA I																		
2.2 D	1995.04- 1998.04	MT		F		850003	Outer Joint		23	29	57.5	83.5	62		O			
2.2 TD	1996.06- 1998.04	MT		F		850003	Outer Joint		23	29	57.5	83.5	62		O			
LAGUNA I (B56_, 556_)																		
1.6 16V (79 kW)	1997.11- 2001.03		L	F	Hatchback Engine K4M720	250197	Drive Shaft		23	29.95	56.3	85	706					
	1997.11- 2001.03		R	F	Hatchback Engine K4M720	250043	Drive Shaft		23	23	56	84	747					
1.8 (66 kW)	1993.11- 2001.03		R	F	Hatchback Engine F3P720/F3P724	250053	Drive Shaft		21	23	56.2	83.5	751					
	1993.11- 2001.03	MT	R	F	Hatchback Engine F3P720/F3P724	250046	Drive Shaft		23	23	56.2	83.5	748					
	1993.11- 2001.03	MT	L	F	Hatchback Engine F3P720/F3P724	250093	Drive Shaft		23	29.95	56.3	80	700					
	1993.11- 2001.03	MT	R	F	Hatchback Engine F3P720/F3P724	250035	Drive Shaft		21	23	50	85	751					
	1993.11- 2001.03	MT	L	F	Hatchback Engine F3P720/F3P724	250034	Drive Shaft		21	29.95	56.2	83.5	699					
	1993.11- 2001.03	MT	R	F	Hatchback Engine F3P720/F3P724	250134	Drive Shaft	44T	23	23	56.2	83.5	748					
	1993.11- 2001.03	MT	L	F	Hatchback Engine F3P720/F3P724	250026	Drive Shaft	44T	23	29.95	57.5	83.5	702					
	1993.11- 2001.03			F	Hatchback Engine F3P720/F3P724	850008	Outer Joint		21	25	56.2	83.5	58		O			
	1993.11- 2001.03			F	Hatchback Engine F3P720/F3P724	850005	Outer Joint	44T	23	25	56.3	84	61.5		O			
	1993.11- 2001.03		L	F	Hatchback Engine F3P720/F3P724	250309	Drive Shaft		21	29.95	56.2	83.5	702					
	1993.11- 2001.03			F	Hatchback Engine F3P720/F3P724	850005	Outer Joint	44T	23	25	56.3	84	61.5		O			
	1993.11- 2001.03		L	F	Hatchback Engine F3P720/F3P724	250309	Drive Shaft		21	29.95	56.2	83.5	702					
	1993.11- 2001.03			F	Hatchback Engine F3P720/F3P724	850026	Outer Joint		23	25	56.2	83.5	58		O			
	1993.11- 2001.03			F	Hatchback Engine F3P720/F3P724	850045	Outer Joint	30T	23	25	56.2	83.5	58		O			
	1995.08- 2001.03		R	F	Hatchback Engine F3P670/F3P678	250053	Drive Shaft		21	23	56.2	83.5	751					
	1995.08- 2001.03	MT	R	F	Hatchback Engine F3P670/F3P678	250046	Drive Shaft		23	23	56.2	83.5	748					
	1995.08- 2001.03	MT	L	F	Hatchback Engine F3P670/F3P678	250093	Drive Shaft		23	29.95	56.3	80	700					
	1995.08- 2001.03	MT	R	F	Hatchback Engine F3P670/F3P678	250035	Drive Shaft		21	23	50	85	751					
	1995.08- 2001.03	MT	L	F	Hatchback Engine F3P670/F3P678	250034	Drive Shaft		21	29.95	56.2	83.5	699					
	1995.08- 2001.03	MT	R	F	Hatchback Engine F3P670/F3P678	250134	Drive Shaft	44T	23	23	56.2	83.5	748					
	1995.08- 2001.03	MT	L	F	Hatchback Engine F3P670/F3P678	250026	Drive Shaft	44T	23	29.95	57.5	83.5	702					
	1995.08- 2001.03	MT		F	Hatchback Engine F3P670/F3P678	850008	Outer Joint		21	25	56.2	83.5	58		O			
	1995.08- 2001.03			F	Hatchback Engine F3P670/F3P678	850005	Outer Joint	44T	23	25	56.3	84	61.5		O			
1995.08- 2001.03		L	F	Hatchback Engine F3P670/F3P678	250309	Drive Shaft		21	29.95	56.2	83.5	702						
1995.08- 2001.03			F	Hatchback Engine F3P670/F3P678	850026	Outer Joint		23	25	56.2	83.5	58		O				
1995.08- 2001.03			F	Hatchback Engine F3P670/F3P678	850045	Outer Joint	30T	23	25	56.2	83.5	58		O				
1.8 (69 kW)	1995.06- 2001.02	MT	R	F	Hatchback Engine F3P674	250046	Drive Shaft		23	23	56.2	83.5	748					
	1995.06- 2001.02	MT	L	F	Hatchback Engine F3P674	250093	Drive Shaft		23	29.95	56.3	80	700					
	1995.06- 2001.02	MT	R	F	Hatchback Engine F3P674	250035	Drive Shaft		21	23	50	85	751					
	1995.06- 2001.02	MT	L	F	Hatchback Engine F3P674	250034	Drive Shaft		21	29.95	56.2	83.5	699					
	1995.06- 2001.02	MT	R	F	Hatchback Engine F3P674	250134	Drive Shaft	44T	23	23	56.2	83.5	748					
	1995.06- 2001.02	MT	L	F	Hatchback Engine F3P674	250026	Drive Shaft	44T	23	29.95	57.5	83.5	702					
	1995.06- 2001.02	MT		F	Hatchback Engine F3P674	850008	Outer Joint		21	25	56.2	83.5	58		O			
	1995.08- 2001.03		R	F	Hatchback Engine F3P720/F3P724	250053	Drive Shaft		21	23	56.2	83.5	751					
	1995.08- 2001.03	MT	R	F	Hatchback Engine F3P720/F3P724	250046	Drive Shaft		23	23	56.2	83.5	748					
	1995.08- 2001.03	MT	L	F	Hatchback Engine F3P720/F3P724	250093	Drive Shaft		23	29.95	56.3	80	700					
	1995.08- 2001.03	MT	R	F	Hatchback Engine F3P720/F3P724	250035	Drive Shaft		21	23	50	85	751					
	1995.08- 2001.03	MT	L	F	Hatchback Engine F3P720/F3P724	250034	Drive Shaft		21	29.95	56.2	83.5	699					
	1995.08- 2001.03	MT	R	F	Hatchback Engine F3P720/F3P724	250134	Drive Shaft	44T	23	23	56.2	83.5	748					
	1995.08- 2001.03	MT	L	F	Hatchback Engine F3P720/F3P724	250026	Drive Shaft	44T	23	29.95	57.5	83.5	702					
	1995.08- 2001.03	MT		F	Hatchback Engine F3P720/F3P724	850008	Outer Joint		21	25	56.2	83.5	58		O			
	1995.08- 2001.03			F	Hatchback Engine F3P720/F3P724	850005	Outer Joint	44T	23	25	56.3	84	61.5		O			
	1995.08- 2001.03		L	F	Hatchback Engine F3P720/F3P724	250309	Drive Shaft		21	29.95	56.2	83.5	702					
	1995.08- 2001.03			F	Hatchback Engine F3P720/F3P724	850026	Outer Joint		23	25	56.2	83.5	58		O			
	1995.08- 2001.03			F	Hatchback Engine F3P720/F3P724	850045	Outer Joint	30T	23	25	56.2	83.5	58		O			
	1.8 (70 kW)	1995.06- 1998.06		F	Hatchback Engine F3P676		850005	Outer Joint	44T	23	25	56.3	84	61.5		O		
		1995.06- 1998.06		F	Hatchback Engine F3P676		850026	Outer Joint		23	25	56.2	83.5	58		O		





	 YEAR	TRANSM	L/R	F/R	REMARKS	GSP Ref.	 PRODUCT	 ABS	Technical Specifications							
									A	B	C	H	L	P		
RENAULT LAGUNA I (B56_, 556_)																
1.8 (70 kW)	1995.06- 1998.06			F	Hatchback Engine F3P676	850045	Outer Joint	30T	23	25	56.2	83.5	58		O	
1.8 16V (88 kW)	1998.04- 2001.03		L	F	Hatchback Engine F4P760	250197	Drive Shaft		23	29.95	56.3	85	706			
	1998.04- 2001.03		R	F	Hatchback Engine F4P760	250043	Drive Shaft		23	23	56	84	747			
1.9 DCi (79 kW)	1999.09- 2001.03		L	F	Hatchback Engine F9Q718	250227	Drive Shaft		23	37.1	56	84	619			
	1999.09- 2001.03		R	F	Hatchback Engine F9Q718	250268	Drive Shaft		23	39	56	84	935			
1.9 DTi (72 kW)	1997.10- 2001.03	MT	L	F	Hatchback Engine F9Q710/F9Q716/F9Q717	250197	Drive Shaft		23	29.95	56.3	85	706			
	1997.10- 2001.03	MT	R	F	Hatchback Engine F9Q710/F9Q716/F9Q717	250043	Drive Shaft		23	23	56	84	747			
2.0 (103 kW)	1995.06- 2001.02			F	Hatchback Engine N7Q700/N7Q704	850005	Outer Joint	44T	23	25	56.3	84	61.5	O		
	1995.06- 2001.02			F	Hatchback Engine N7Q700/N7Q704	850026	Outer Joint		23	25	56.2	83.5	58	O		
	1995.06- 2001.02			F	Hatchback Engine N7Q700/N7Q704	850045	Outer Joint	30T	23	25	56.2	83.5	58	O		
	1995.06- 2001.02	MT	R	F	Hatchback Engine N7Q700/N7Q704	250132	Drive Shaft		23	23	57.5	83.5	801			
	1995.06- 2001.02	MT	L	F	Hatchback Engine N7Q700/N7Q704	250130	Drive Shaft		23	29.95	56.2	83.5	658.5			
2.0 (80 kW)	1999.03- 2001.03		R	F	Hatchback Engine F3R611	250053	Drive Shaft		21	23	56.2	83.5	751			
	1999.03- 2001.03	4AT		F	Hatchback Engine F3R611	850005	Outer Joint	44T	23	25	56.3	84	61.5	O		
	1999.03- 2001.03	4AT	L	F	Hatchback Engine F3R611	250309	Drive Shaft		21	29.95	56.2	83.5	702			
	1999.03- 2001.03	4AT		F	Hatchback Engine F3R611	850026	Outer Joint		23	25	56.2	83.5	58	O		
	1999.03- 2001.03	4AT		F	Hatchback Engine F3R611	850045	Outer Joint	30T	23	25	56.2	83.5	58	O		
2.0 (83 kW)	1993.11- 2001.03		R	F	Hatchback Engine F3R722/F3R723	250053	Drive Shaft		21	23	56.2	83.5	751			
	1993.11- 2001.03	MT	R	F	Hatchback Engine F3R722/F3R723	250046	Drive Shaft		23	23	56.2	83.5	748			
	1993.11- 2001.03	MT	L	F	Hatchback Engine F3R722/F3R723	250093	Drive Shaft		23	29.95	56.3	80	700			
	1993.11- 2001.03	MT	R	F	Hatchback Engine F3R722/F3R723	250035	Drive Shaft		21	23	50	85	751			
	1993.11- 2001.03	MT	L	F	Hatchback Engine F3R722/F3R723	250034	Drive Shaft		21	29.95	56.2	83.5	699			
	1993.11- 2001.03	MT	R	F	Hatchback Engine F3R722/F3R723	250134	Drive Shaft	44T	23	23	56.2	83.5	748			
	1993.11- 2001.03	MT	L	F	Hatchback Engine F3R722/F3R723	250026	Drive Shaft	44T	23	29.95	57.5	83.5	702			
	1993.11- 2001.03	MT		F	Hatchback Engine F3R722/F3R723	850008	Outer Joint		21	25	56.2	83.5	58	O		
	1993.11- 2001.03			F	Hatchback Engine F3R722/F3R723	850005	Outer Joint	44T	23	25	56.3	84	61.5	O		
	1993.11- 2001.03		L	F	Hatchback Engine F3R722/F3R723	250309	Drive Shaft		21	29.95	56.2	83.5	702			
	1993.11- 2001.03			F	Hatchback Engine F3R722/F3R723	850026	Outer Joint		23	25	56.2	83.5	58	O		
2.0 (84 kW)	1995.06- 2001.02			F	Hatchback Engine F3R768	850005	Outer Joint	44T	23	25	56.3	84	61.5	O		
	1995.06- 2001.02			F	Hatchback Engine F3R768	850026	Outer Joint		23	25	56.2	83.5	58	O		
	1995.06- 2001.02			F	Hatchback Engine F3R768	850045	Outer Joint	30T	23	25	56.2	83.5	58	O		
2.0 16V (102 kW)	1995.06- 2001.03	MT	L	F	Hatchback Engine N7Q700/N7Q704	250130	Drive Shaft		23	29.95	56.2	83.5	658.5			
	1995.06- 2001.03			F	Hatchback Engine N7Q700/N7Q704	850005	Outer Joint	44T	23	25	56.3	84	61.5	O		
	1995.06- 2001.03			F	Hatchback Engine N7Q700/N7Q704	850026	Outer Joint		23	25	56.2	83.5	58	O		
	1995.06- 2001.03			F	Hatchback Engine N7Q700/N7Q704	850045	Outer Joint	30T	23	25	56.2	83.5	58	O		
	1995.06- 2001.03	MT	R	F	Hatchback Engine N7Q700/N7Q704	250132	Drive Shaft		23	23	57.5	83.5	801			
2.0 16V (103 kW)	1999.09- 2001.03		L	F	Hatchback Engine F4R780	250197	Drive Shaft		23	29.95	56.3	85	706			
	1999.09- 2001.03		R	F	Hatchback Engine F4R780	250043	Drive Shaft		23	23	56	84	747			
2.2 D (61 kW)	1993.11- 2001.03	MT	L	F	Hatchback Engine G8T706/G8T752/G8T790/G8T794	250130	Drive Shaft		23	29.95	56.2	83.5	658.5			
	1993.11- 2001.03		R	F	Hatchback Engine G8T706/G8T752/G8T790/G8T794	250215	Drive Shaft	44T	23	23	56.2	83.5	802			
	1993.11- 2001.03	MT	R	F	Hatchback Engine G8T706/G8T752/G8T790/G8T794	250047	Drive Shaft		23	23	55.5	82.5	795			
	1993.11- 2001.03	MT	R	F	Hatchback Engine G8T706/G8T752/G8T790/G8T794	250461	Drive Shaft	44T	23	29.95	56.3	84	658			
	1993.11- 2001.03			F	Hatchback Engine G8T706/G8T752/G8T790/G8T794	850005	Outer Joint	44T	23	25	56.3	84	61.5	O		
	1993.11- 2001.03			F	Hatchback Engine G8T706/G8T752/G8T790/G8T794	850026	Outer Joint		23	25	56.2	83.5	58	O		
	1993.11- 2001.03			F	Hatchback Engine G8T706/G8T752/G8T790/G8T794	850045	Outer Joint	30T	23	25	56.2	83.5	58	O		
2.2 DT (83 kW)	1996.03- 2001.03	MT	R	F	Hatchback Engine G8T760	250319	Drive Shaft		23	39	56.3	85	958			
	1996.03- 2001.03			F	Hatchback Engine G8T760	850005	Outer Joint	44T	23	25	56.3	84	61.5	O		
	1996.03- 2001.03			F	Hatchback Engine G8T760	850026	Outer Joint		23	25	56.2	83.5	58	O		
	1996.03- 2001.03	MT		F	Hatchback Engine G8T760	850105	Outer Joint		23	27	56.3	85	68	I		
	1996.03- 2001.03			F	Hatchback Engine G8T760	850045	Outer Joint	30T	23	25	56.2	83.5	58	O		
3.0 (123 kW)	1993.11- 2001.03	MT	R	F	Hatchback Engine Z7X760/Z7X765	250319	Drive Shaft		23	39	56.3	85	958			
	1993.11- 2001.03	MT		F	Hatchback Engine Z7X760/Z7X765	850105	Outer Joint		23	27	56.3	85	68	I		
3.0 24V (140 kW)	1997.03- 2001.03	MT	R	F	Hatchback Engine L7X700/L7X701	250331	Drive Shaft		23	39	56.3	85	955			
LAGUNA I (K56_)																
1.6 16V (79 kW)	1997.11- 2001.03		L	F	Estate Engine K4M720	250197	Drive Shaft		23	29.95	56.3	85	706			
	1997.11- 2001.03		R	F	Estate Engine K4M720	250043	Drive Shaft		23	23	56	84	747			
1.8 (66 kW)	1995.09- 2001.03		R	F	Estate Engine F3P670/F3P678	250053	Drive Shaft		21	23	56.2	83.5	751			
	1995.09- 2001.03	MT	R	F	Estate Engine F3P670/F3P678	250046	Drive Shaft		23	23	56.2	83.5	748			
	1995.09- 2001.03	MT	L	F	Estate Engine F3P670/F3P678	250093	Drive Shaft		23	29.95	56.3	80	700			
	1995.09- 2001.03	MT	R	F	Estate Engine F3P670/F3P678	250035	Drive Shaft		21	23	50	85	751			





	 YEAR	TRANSM	L/R	F/R	REMARKS	GSP Ref.	 PRODUCT	 ABS	Technical Specifications							
									A	B	C	H	L	P		
RENAULT LAGUNA I (K56_)																
1.8 (66 kW)	1995.09- 2001.03	MT	L	F	Estate Engine F3P670/F3P678	250034	Drive Shaft		21	29.95	56.2	83.5	699			
	1995.09- 2001.03	MT	R	F	Estate Engine F3P670/F3P678	250134	Drive Shaft	44T	23	23	56.2	83.5	748			
	1995.09- 2001.03	MT	L	F	Estate Engine F3P670/F3P678	250026	Drive Shaft	44T	23	29.95	57.5	83.5	702			
	1995.09- 2001.03	MT		F	Estate Engine F3P670/F3P678	850008	Outer Joint		21	25	56.2	83.5	58	O		
1.8 (69 kW)	1995.09- 2001.03		R	F	Estate Engine F3P720/F3P724	250053	Drive Shaft		21	23	56.2	83.5	751			
	1995.09- 2001.03	MT	R	F	Estate Engine F3P720/F3P724	250046	Drive Shaft		23	23	56.2	83.5	748			
	1995.09- 2001.03	MT	L	F	Estate Engine F3P720/F3P724	250093	Drive Shaft		23	29.95	56.3	80	700			
	1995.09- 2001.03	MT	R	F	Estate Engine F3P720/F3P724	250035	Drive Shaft		21	23	50	85	751			
	1995.09- 2001.03	MT	L	F	Estate Engine F3P720/F3P724	250034	Drive Shaft		21	29.95	56.2	83.5	699			
	1995.09- 2001.03	MT	R	F	Estate Engine F3P720/F3P724	250134	Drive Shaft	44T	23	23	56.2	83.5	748			
	1995.09- 2001.03	MT	L	F	Estate Engine F3P720/F3P724	250026	Drive Shaft	44T	23	29.95	57.5	83.5	702			
	1995.09- 2001.03	MT		F	Estate Engine F3P720/F3P724	850008	Outer Joint		21	25	56.2	83.5	58	O		
	1995.09- 2001.03		L	F	Estate Engine F3P720/F3P724	250309	Drive Shaft		21	29.95	56.2	83.5	702			
1.8 16V (88 kW)	1998.04- 2001.03		L	F	Estate Engine F4P760	250197	Drive Shaft		23	29.95	56.3	85	706			
	1998.04- 2001.03		R	F	Estate Engine F4P760	250043	Drive Shaft		23	23	56	84	747			
1.9 DCi (79 kW)	1999.09- 2001.03		L	F	Estate Engine F9Q718	250227	Drive Shaft		23	37.1	56	84	619			
	1999.09- 2001.03		R	F	Estate Engine F9Q718	250268	Drive Shaft		23	39	56	84	935			
1.9 DTi (72 kW)	1997.10- 2001.03	MT	L	F	Estate Engine F9Q710/F9Q716//F9Q717	250197	Drive Shaft		23	29.95	56.3	85	706			
	1997.10- 2001.03	MT	R	F	Estate Engine F9Q710/F9Q716//F9Q717	250043	Drive Shaft		23	23	56	84	747			
2.0 (83 kW)	1995.09- 2001.03		R	F	Estate Engine F3R722/F3R723	250053	Drive Shaft		21	23	56.2	83.5	751			
	1995.09- 2001.03	MT	R	F	Estate Engine F3R722/F3R723	250046	Drive Shaft		23	23	56.2	83.5	748			
	1995.09- 2001.03	MT	L	F	Estate Engine F3R722/F3R723	250093	Drive Shaft		23	29.95	56.3	80	700			
	1995.09- 2001.03	MT	R	F	Estate Engine F3R722/F3R723	250035	Drive Shaft		21	23	50	85	751			
	1995.09- 2001.03	MT	L	F	Estate Engine F3R722/F3R723	250034	Drive Shaft		21	29.95	56.2	83.5	699			
	1995.09- 2001.03	MT	R	F	Estate Engine F3R722/F3R723	250134	Drive Shaft	44T	23	23	56.2	83.5	748			
	1995.09- 2001.03	MT	L	F	Estate Engine F3R722/F3R723	250026	Drive Shaft	44T	23	29.95	57.5	83.5	702			
	1995.09- 2001.03	MT		F	Estate Engine F3R722/F3R723	850008	Outer Joint		21	25	56.2	83.5	58	O		
2.0 16V (102 kW)	1995.09- 2001.03			F	Estate Engine N7Q700/N7Q704	850005	Outer Joint	44T	23	25	56.3	84	61.5	O		
	1995.09- 2001.03			F	Estate Engine N7Q700/N7Q704	850026	Outer Joint		23	25	56.2	83.5	58	O		
	1995.09- 2001.03			F	Estate Engine N7Q700/N7Q704	850045	Outer Joint	30T	23	25	56.2	83.5	58	O		
	1995.09- 2001.03	MT	R	F	Estate Engine N7Q700/N7Q704	250132	Drive Shaft		23	23	57.5	83.5	801			
	1995.09- 2001.03	MT	L	F	Estate Engine N7Q700/N7Q704	250130	Drive Shaft		23	29.95	56.2	83.5	658.5			
2.2 D (61 kW)	1995.09- 2001.03		R	F	Estate Engine G8T706/G8T752/G8T790/G8T794	250215	Drive Shaft	44T	23	23	56.2	83.5	802			
	1995.09- 2001.03	MT	R	F	Estate Engine G8T706/G8T752/G8T790/G8T794	250047	Drive Shaft		23	23	55.5	82.5	795			
	1995.09- 2001.03	MT	R	F	Estate Engine G8T706/G8T752/G8T790/G8T794	250461	Drive Shaft	44T	23	29.95	56.3	84	658			
	1995.09- 2001.03			F	Estate Engine G8T706/G8T752/G8T790/G8T794	850005	Outer Joint	44T	23	25	56.3	84	61.5	O		
	1995.09- 2001.03			F	Estate Engine G8T706/G8T752/G8T790/G8T794	850026	Outer Joint		23	25	56.2	83.5	58	O		
	1995.09- 2001.03			F	Estate Engine G8T706/G8T752/G8T790/G8T794	850045	Outer Joint	30T	23	25	56.2	83.5	58	O		
	1995.09- 2001.03	MT	R	F	Estate Engine G8T706/G8T752/G8T790/G8T794	250132	Drive Shaft		23	23	57.5	83.5	801			
	1995.09- 2001.03	MT	L	F	Estate Engine G8T706/G8T752/G8T790/G8T794	250130	Drive Shaft		23	29.95	56.2	83.5	658.5			
2.2 DT (83 kW)	1996.03- 2001.03	MT	R	F	Estate Engine G8T760	250319	Drive Shaft		23	39	56.3	85	958			
	1996.03- 2001.03			F	Estate Engine G8T760	850005	Outer Joint	44T	23	25	56.3	84	61.5	O		
	1996.03- 2001.03			F	Estate Engine G8T760	850026	Outer Joint		23	25	56.2	83.5	58	O		
	1996.03- 2001.03	MT		F	Estate Engine G8T760	850105	Outer Joint		23	27	56.3	85	68	I		
3.0 (123 kW)	1996.02- 2001.03	MT	R	F	Estate Engine Z7X765	250319	Drive Shaft		23	39	56.3	85	958			
	1996.02- 2001.03	MT		F	Estate Engine Z7X765	850105	Outer Joint		23	27	56.3	85	68	I		
3.0 24V (140 kW)	1997.03- 2001.03	MT	R	F	Estate Engine L7X700/L7X701	250331	Drive Shaft		23	39	56.3	85	955			
LAGUNA II																
1.6	1998.05- 2001.01	MT				899086	Outer Joint		23	32	56.3	85	62.5	I		
1.8	1998.05- 2001.01	MT				899086	Outer Joint		23	32	56.3	85	62.5	I		
LAGUNA II (BG0/1_)																
1.6 16V (79 kW)	2001.03-	4AT/5AT	L	F	Hatchback Engine K4M710/K4M714	250328	Drive Shaft		27	26	56.5	91.5	697			
	2001.03-	4AT/5AT	R	F	Hatchback Engine K4M710/K4M714	250329	Drive Shaft		27	23	56.5	91.5	824			
	2001.03-	5MT	L	F	Hatchback Engine K4M710/K4M714	250446	Drive Shaft		27	29.95	56.5	91.5	719			
1.6 16V (82 kW)	2005.02-	5MT	L	F	Hatchback Engine K4M716	250446	Drive Shaft		27	29.95	56.5	91.5	719			
1.8 16V (85 kW)	2001.03-	MT	L	F	Hatchback Engine F4P770/F4P771/F4P773/F4P774/F4P775	250208	Drive Shaft		27	29.95	56.5	92	723			
	2001.03-	MT	R	F	Hatchback Engine F4P770/F4P771/F4P773/F4P774/F4P775	250226	Drive Shaft		27	23	56.5	92	802			
	2001.03-	AT		F	Hatchback Engine F4P770/F4P771/F4P773/F4P774/F4P775	850079	Outer Joint		27	32	56.5	92	62.5	I		
1.8 16V (86 kW)	2001.03-			F	Hatchback Engine F4P770/F4P774	850079	Outer Joint		27	32	56.5	92	62.5	I		





	 YEAR	TRANSM	L/R	F/R	REMARKS	GSP Ref.	 PRODUCT	 ABS	Technical Specifications					
									A	B	C	H	L	P
RENAULT LAGUNA II (BG0/1_)														
1.8 16V (88 kW)	2001.03-	5MT/6MT	L	F	Hatchback Engine F4P770/F4P773	250208	Drive Shaft		27	29.95	56.5	92	723	
	2001.03-	5MT/6MT	R	F	Hatchback Engine F4P770/F4P773	250226	Drive Shaft		27	23	56.5	92	802	
	2001.03-	5MT		F	Hatchback Engine F4P770/F4P773	850079	Outer Joint		27	32	56.5	92	62.5	I
1.8 16V (89 kW)	2001.03-	MT	L	F	Hatchback Engine F4P770/F4P772	250208	Drive Shaft		27	29.95	56.5	92	723	
	2001.03-	MT	R	F	Hatchback Engine F4P770/F4P772	250226	Drive Shaft		27	23	56.5	92	802	
	2001.03-	MT/AT		F	Hatchback Engine F4P770/F4P772	850079	Outer Joint		27	32	56.5	92	62.5	I
1.9 DCi (68 kW)	2005.02- 2007.04	MT	R	F	Hatchback Engine F9Q664	250228	Drive Shaft		27	39	56.5	90.5	967	
	2005.02- 2007.04			F	Hatchback Engine F9Q664	850113	Outer Joint		27	35	56.5	91.5	71	I
	2005.02- 2007.04	MT	L	F	Hatchback Engine F9Q664	250207	Drive Shaft		27	37.1	56.5	91.5	632	
1.9 DCi (74 kW)	2001.10-	MT	R	F	Hatchback Engine F9Q754	250228	Drive Shaft		27	39	56.5	90.5	967	
	2001.10-			F	Hatchback Engine F9Q754	850079	Outer Joint		27	32	56.5	92	62.5	I
	2001.10-	MT	L	F	Hatchback Engine F9Q754	250207	Drive Shaft		27	37.1	56.5	91.5	632	
1.9 DCi (77 kW)	2001.06-	5MT/6MT	R	F	Hatchback Engine F9Q752	250226	Drive Shaft		27	23	56.5	92	802	
	2001.06-	MT/AT		F	Hatchback Engine F9Q752	850079	Outer Joint		27	32	56.5	92	62.5	I
1.9 DCi (79 kW)	2001.03-		R	F	Hatchback Engine F9Q718/F9Q754	250228	Drive Shaft		27	39	56.5	90.5	967	
	2001.03-			F	Hatchback Engine F9Q718/F9Q754	850113	Outer Joint		27	35	56.5	91.5	71	I
	2001.03-		L	F	Hatchback Engine F9Q718/F9Q754	250207	Drive Shaft		27	37.1	56.5	91.5	632	
1.9 DCi (81 kW)	2005.01-	MT	R	F	Hatchback Engine F9Q674/F9Q758	250228	Drive Shaft		27	39	56.5	90.5	967	
	2005.01-			F	Hatchback Engine F9Q674/F9Q758	850113	Outer Joint		27	35	56.5	91.5	71	I
	2005.01-	MT	L	F	Hatchback Engine F9Q674/F9Q758	250207	Drive Shaft		27	37.1	56.5	91.5	632	
1.9 DCi (88 kW)	2001.03-	5MT/6MT	R	F	Hatchback Engine F9Q670/F9Q674/F9Q750	250228	Drive Shaft		27	39	56.5	90.5	967	
	2001.03-			F	Hatchback Engine F9Q670/F9Q674/F9Q750	850113	Outer Joint		27	35	56.5	91.5	71	I
	2001.03-	5MT/6MT	L	F	Hatchback Engine F9Q670/F9Q674/F9Q750	250207	Drive Shaft		27	37.1	56.5	91.5	632	
1.9 DCi (96 kW)	2005.02- 2007.04	MT	R	F	Hatchback Engine F9Q758/F9Q759	250228	Drive Shaft		27	39	56.5	90.5	967	
	2005.02- 2007.04			F	Hatchback Engine F9Q758/F9Q759	850079	Outer Joint		27	32	56.5	92	62.5	I
	2005.02- 2007.04	MT	L	F	Hatchback Engine F9Q758/F9Q759	250207	Drive Shaft		27	37.1	56.5	91.5	632	
2.0 16V (99 kW)	2001.08- 2007.07		L	F	Hatchback Engine F4R712/F4R713/F4R714/F4R715	250208	Drive Shaft		27	29.95	56.5	92	723	
	2001.08- 2007.07	MT	L	F	Hatchback Engine F4R712/F4R713/F4R714/F4R715	250460	Drive Shaft		27	26	56.5	92	692	
	2001.08- 2007.07			F	Hatchback Engine F4R712/F4R713/F4R714/F4R715	850079	Outer Joint		27	32	56.5	92	62.5	I
	2001.08- 2007.07	MT	R	F	Hatchback Engine F4R712/F4R713/F4R714/F4R715	250445	Drive Shaft		27	23	56.5	92	791	
2.0 16V iDE (103 kW)	2001.04-	MT	R	F	Hatchback Engine F5R700/F5R701	250226	Drive Shaft		27	23	56.5	92	802	
	2001.04-	MT/AT		F	Hatchback Engine F5R700/F5R701	850079	Outer Joint		27	32	56.5	92	62.5	I
2.0 16V Turbo (120 kW)	2002.11- 2005.02		L	F	Hatchback Engine F4R764/F4R765/F4R786/F4R787	250207	Drive Shaft		27	37.1	56.5	91.5	632	
2.0 DCi (110 kW)	2005.08-			F	Hatchback Engine M9R740	850041	Outer Joint		27	37	56.5	93	72	I
2.2 DCi (102 kW)	2005.02- 2007.07			F	Hatchback Engine G9T600/G9T605/G9T706/G9T707	850113	Outer Joint		27	35	56.5	91.5	71	I
	2005.02- 2007.07		L	F	Hatchback Engine G9T600/G9T605/G9T706/G9T707	250256	Drive Shaft		27	37.1	56.5	92	593	
2.2 DCi (110 kW)	2001.10-	4AT/5AT	R	F	Hatchback Engine G9T700/G9T702	250330	Drive Shaft		27	26	56.5	92	984	
	2001.10-		L	F	Hatchback Engine G9T700/G9T702	250256	Drive Shaft		27	37.1	56.5	92	593	
	2001.10-	MT/AT		F	Hatchback Engine G9T700/G9T702	850041	Outer Joint		27	37	56.5	93	72	I
2.2 DCi (85 kW)	2004.04- 2005.10		L	F	Hatchback Engine G9T600	250256	Drive Shaft		27	37.1	56.5	92	593	
LAGUNA II SPORT TOURER (KG0/1_)														
1.6 16V (79 kW)	2001.03-	4AT/5AT	L	F	Estate Engine K4M710/K4M714	250328	Drive Shaft		27	26	56.5	91.5	697	
	2001.03-	4AT/5AT	R	F	Estate Engine K4M710/K4M714	250329	Drive Shaft		27	23	56.5	91.5	824	
	2001.03-	5MT	L	F	Estate Engine K4M710/K4M714	250446	Drive Shaft		27	29.95	56.5	91.5	719	
1.6 16V (82 kW)	2005.02-	5MT	L	F	Estate Engine K4M716	250446	Drive Shaft		27	29.95	56.5	91.5	719	
1.8 16V (85 kW)	2001.03-	MT	L	F	Estate Engine F4P770/F4P771/F4P774/F4P775	250208	Drive Shaft		27	29.95	56.5	92	723	
	2001.03-	MT	R	F	Estate Engine F4P770/F4P771/F4P774/F4P775	250226	Drive Shaft		27	23	56.5	92	802	
	2001.03-	AT		F	Estate Engine F4P770/F4P771/F4P774/F4P775	850079	Outer Joint		27	32	56.5	92	62.5	I
1.8 16V (86 kW)	2001.03-			F	Estate Engine F4P770	850079	Outer Joint		27	32	56.5	92	62.5	I
1.8 16V (88 kW)	2001.03-	5MT/6MT	L	F	Estate Engine F4P770/F4P773	250208	Drive Shaft		27	29.95	56.5	92	723	
	2001.03-	5MT/6MT	R	F	Estate Engine F4P770/F4P773	250226	Drive Shaft		27	23	56.5	92	802	
	2001.03-	5MT		F	Estate Engine F4P770/F4P773	850079	Outer Joint		27	32	56.5	92	62.5	I
1.8 16V (89 kW)	2001.03-	MT	L	F	Estate Engine F4P770/F4P774	250208	Drive Shaft		27	29.95	56.5	92	723	
	2001.03-	MT	R	F	Estate Engine F4P770/F4P774	250226	Drive Shaft		27	23	56.5	92	802	
	2001.03-			F	Estate Engine F4P770/F4P774	850079	Outer Joint		27	32	56.5	92	62.5	I
1.9 DCi (68 kW)	2004.03-	MT	R	F	Estate Engine F9Q664	250228	Drive Shaft		27	39	56.5	90.5	967	
	2004.03-			F	Estate Engine F9Q664	850113	Outer Joint		27	35	56.5	91.5	71	I
	2004.03-	MT	L	F	Estate Engine F9Q664	250207	Drive Shaft		27	37.1	56.5	91.5	632	
1.9 DCi (74 kW)	2001.10-	MT	R	F	Estate Engine F9Q754	250228	Drive Shaft		27	39	56.5	90.5	967	
	2001.10-			F	Estate Engine F9Q754	850079	Outer Joint		27	32	56.5	92	62.5	I
	2001.10-	MT	L	F	Estate Engine F9Q754	250207	Drive Shaft		27	37.1	56.5	91.5	632	





	 YEAR	TRANSM	L/R	F/R	REMARKS	GSP Ref.	 PRODUCT	 ABS	Technical Specifications					
									A	B	C	H	L	P
RENAULT														
LAGUNA II SPORT TOURER (KG0/1_)														
1.9 DCi (77 kW)	2001.06-	5MT/6MT	R	F	Estate Engine F9Q752	250226	Drive Shaft		27	23	56.5	92	802	
	2001.06-	MT/AT		F	Estate Engine F9Q752	850079	Outer Joint		27	32	56.5	92	62.5	I
1.9 DCi (79 kW)	2001.03-		R	F	Estate Engine F9Q718/F9Q754	250228	Drive Shaft		27	39	56.5	90.5	967	
	2001.03-	5MT		F	Estate Engine F9Q718/F9Q754	850041	Outer Joint		27	37	56.5	93	72	I
	2001.03-		L	F	Estate Engine F9Q718/F9Q754	250207	Drive Shaft		27	37.1	56.5	91.5	632	
1.9 DCi (81 kW)	2005.01-	MT	L	F	Estate Engine F9Q674/F9Q758	250207	Drive Shaft		27	37.1	56.5	91.5	632	
	2005.01-	MT	R	F	Estate Engine F9Q674/F9Q758	250228	Drive Shaft		27	39	56.5	90.5	967	
	2005.01-			F	Estate Engine F9Q674/F9Q758	850113	Outer Joint		27	35	56.5	91.5	71	I
1.9 DCi (88 kW)	2001.03-	5MT/6MT	L	F	Estate Engine F9Q670/F9Q674/F9Q750	250207	Drive Shaft		27	37.1	56.5	91.5	632	
	2001.03-	5MT/6MT	R	F	Estate Engine F9Q670/F9Q674/F9Q750	250228	Drive Shaft		27	39	56.5	90.5	967	
	2001.03-			F	Estate Engine F9Q670/F9Q674/F9Q750	850113	Outer Joint		27	35	56.5	91.5	71	I
1.9 DCi (96 kW)	2005.02- 2007.04	MT	L	F	Estate Engine F9Q758/F9Q759	250207	Drive Shaft		27	37.1	56.5	91.5	632	
	2005.02- 2007.04	MT	R	F	Estate Engine F9Q758/F9Q759	250228	Drive Shaft		27	39	56.5	90.5	967	
	2005.02- 2007.04			F	Estate Engine F9Q758/F9Q759	850079	Outer Joint		27	32	56.5	92	62.5	I
2.0 16V (99 kW)	2002.06- 2007.07		L	F	Estate Engine F4R712/F4R713/F4R714/F4R715	250208	Drive Shaft		27	29.95	56.5	92	723	
	2002.06- 2007.07		R	F	Estate Engine F4R712/F4R713/F4R714/F4R715	250226	Drive Shaft		27	23	56.5	92	802	
	2002.06- 2007.07			F	Estate Engine F4R712/F4R713/F4R714/F4R715	850079	Outer Joint		27	32	56.5	92	62.5	I
	2002.06- 2007.07		R	F	Estate Engine F4R712/F4R713/F4R714/F4R715	250445	Drive Shaft		27	23	56.5	92	791	
2.0 16V iDE (103 kW)	2001.04-	MT	R	F	Estate Engine F5R700/F5R701	250226	Drive Shaft		27	23	56.5	92	802	
	2001.04-	MT/AT		F	Estate Engine F5R700/F5R701	850079	Outer Joint		27	32	56.5	92	62.5	I
2.0 16V Turbo (120 kW)	2002.11- 2005.02		L	F	Estate Engine F4R764/F4R765/F4R786/F4R787	250207	Drive Shaft		27	37.1	56.5	91.5	632	
2.0 DCi (110 kW)	2005.08-			F	Estate Engine M9R740	850041	Outer Joint		27	37	56.5	93	72	I
2.2 DCi (102 kW)	2005.02- 2006.02			F	Estate Engine G9T600/G9T706/G9T707	850113	Outer Joint		27	35	56.5	91.5	71	I
	2005.02- 2006.02		L	F	Estate Engine G9T600/G9T706/G9T707	250256	Drive Shaft		27	37.1	56.5	92	593	
2.2 DCi (110 kW)	2001.10-	4AT/5AT	R	F	Estate Engine G9T702	250330	Drive Shaft		27	26	56.5	92	984	
	2001.10-		L	F	Estate Engine G9T702	250256	Drive Shaft		27	37.1	56.5	92	593	
	2001.10-	MT/AT		F	Estate Engine G9T702	850041	Outer Joint		27	37	56.5	93	72	I
2.2 DCi (85 kW)	2004.04- 2005.10		L	F	Estate Engine G9T600	250256	Drive Shaft		27	37.1	56.5	92	593	
LOGAN (KS_)														
1.5 DCi (50 kW)	2007.04-		R	F	Estate Engine K9K792	250354	Drive Shaft		23	26	49	86	897	
	2007.04-		L	F	Estate Engine K9K792	250353	Drive Shaft		23	26	49	86	649	
MAGANE														
2.0 i						850034	Outer Joint		21	22	51.5	83	56.5	O
						850062	Outer Joint	26T	21	22	51.5	83	56.5	O
						850063	Outer Joint	44T	21	22	51.5	83	56.5	O
MASTER I (P_)														
2.0 (58 kW)	1986.10- 1998.07		L/R	F	Platform/Chassis Engine J5R728	250003	Drive Shaft		32	27	65	113	825	
2.0 (59 kW)	1982.10- 1986.09		L/R	R	Platform/Chassis Engine 829730	250003	Drive Shaft		32	27	65	113	825	
2.5 D (52 kW)	1980.09- 1998.07		L/R	R	Platform/Chassis Engine 8140.61.2300/S8U731	250003	Drive Shaft		32	27	65	113	825	
MASTER I (T_)														
2.2 (67 kW)	1980.08- 1998.07		L/R	F	Bus Engine J7T782/J7T788	250003	Drive Shaft		32	27	65	113	825	
2.5 TD (69 kW)	1989.08- 1998.07		L/R	F	Bus Engine 8140.27.2500/8140.27.2510/S9U714	250003	Drive Shaft		32	27	65	113	825	
2.5 TD (72 kW)	1989.08- 1998.07		L/R	F	Bus Engine 8140.27.2580/S9U702	250003	Drive Shaft		32	27	65	113	825	
2.0 (58 kW)	1986.10- 1998.07		L/R	F	Bus Engine J5R718	250003	Drive Shaft		32	27	65	113	825	
2.0 (59 kW)	1980.08- 1986.09		L/R	F	Bus Engine 829731	250003	Drive Shaft		32	27	65	113	825	
2.1 D (44 kW)	1980.08- 1998.07		L/R	F	Bus Engine J8S330	250003	Drive Shaft		32	27	65	113	825	
2.4 D (52 kW)	1980.08- 1989.08		L/R	F	Bus Engine 8140.61.2300/S8U731	250003	Drive Shaft		32	27	65	113	825	
2.5 D (55 kW)	1989.08- 1998.07		L/R	F	Bus Engine 8140.67.2510/S8U742	250003	Drive Shaft		32	27	65	113	825	
MASTER I VAN (T_)														
2.5 D (55 kW)	1989.08- 1998.07		L/R	F	Box Engine 8140.67.2510/S8U742	250003	Drive Shaft		32	27	65	113	825	
2.5 TD (69 kW)	1989.08- 1998.07		L/R	F	Box Engine 8140.27.2500/8140.27.2510/S9U714	250003	Drive Shaft		32	27	65	113	825	
2.5 TD (72 kW)	1989.08- 1998.07		L/R	F	Box Engine 8140.27.2580/S9U702	250003	Drive Shaft		32	27	65	113	825	
2.0 (58 kW)	1986.10- 1998.07		L/R	F	Box Engine J5R718	250003	Drive Shaft		32	27	65	113	825	
2.0 (59 kW)	1980.08- 1986.10		L/R	F	Box Engine 829731	250003	Drive Shaft		32	27	65	113	825	
2.4 D (52 kW)	1980.08- 1989.08		L/R	F	Box Engine 8140.61.2300/S8U731	250003	Drive Shaft		32	27	65	113	825	
MASTER II (ED/HD/UD)														
2.2 DCi (66 kW)	2000.09-	MT	L	F	Platform/Chassis Engine G9T720/G9T722/G9T750	244005	Drive Shaft	51T	28	37.1	65	96	670	
	2000.09-	MT	L	F	Platform/Chassis Engine G9T720/G9T722/G9T750	250010	Drive Shaft		28	37.1	67.1	93.5	669	
	2000.09-	MT	R	F	Platform/Chassis Engine G9T720/G9T722/G9T750	250214	Drive Shaft		28	39	65	96	1132	
	2000.09-	MT	R	F	Platform/Chassis Engine G9T720/G9T722/G9T750	244016	Drive Shaft	51T	28	39	65	96	1132	
	2000.09-	MT		F	Platform/Chassis Engine G9T720/G9T722/G9T750	844026	Outer Joint	51T	28	36	65	96	71	I
	2000.09-	MT		F	Platform/Chassis Engine G9T720/G9T722/G9T750	844025	Outer Joint		28	36	65	96	71	I





	 YEAR	TRANSM	L/R	F/R	REMARKS	GSP Ref.	 PRODUCT	 ABS	Technical Specifications					
									A	B	C	H	L	P
RENAULT MASTER II (ED/HD/UD)														
2.5 D (59 kW)	1998.07- 2001.01	MT	L	F	Platform/Chassis Engine S8U770	244005	Drive Shaft	51T	28	37.1	65	96	670	
	1998.07- 2001.01	MT	R	F	Platform/Chassis Engine S8U770	244004	Drive Shaft	51T	28	39	67.1	93.5	1118	
	1998.07- 2001.01	MT	L	F	Platform/Chassis Engine S8U770	250010	Drive Shaft		28	37.1	67.1	93.5	669	
	1998.07- 2001.01	MT	R	F	Platform/Chassis Engine S8U770	250011	Drive Shaft		28	39	67.1	93.5	1118	
	1998.07- 2001.01	MT		F	Platform/Chassis Engine S8U770	844008	Outer Joint	51T	28	27	67.1	93.5	64.5	I
	1998.07- 2001.01	MT		F	Platform/Chassis Engine S8U770	844026	Outer Joint	51T	28	36	65	96	71	I
	1998.07- 2001.01	MT		F	Platform/Chassis Engine S8U770	844025	Outer Joint		28	36	65	96	71	I
2.5 DCi (84 kW)	2001.10-	MT	L	F	Platform/Chassis Engine G9U720/G9U754	244005	Drive Shaft	51T	28	37.1	65	96	670	
	2001.10-	MT	R	F	Platform/Chassis Engine G9U720/G9U754	244004	Drive Shaft	51T	28	39	67.1	93.5	1118	
	2001.10-	MT	L	F	Platform/Chassis Engine G9U720/G9U754	250010	Drive Shaft		28	37.1	67.1	93.5	669	
	2001.10-	MT	R	F	Platform/Chassis Engine G9U720/G9U754	250011	Drive Shaft		28	39	67.1	93.5	1118	
	2001.10-	MT		F	Platform/Chassis Engine G9U720/G9U754	844026	Outer Joint	51T	28	36	65	96	71	I
2.8 DTi (84 kW)	1998.07- 2001.10	MT	L	F	Platform/Chassis Engine S9W702	244005	Drive Shaft	51T	28	37.1	65	96	670	
	1998.07- 2001.10	MT	R	F	Platform/Chassis Engine S9W702	244004	Drive Shaft	51T	28	39	67.1	93.5	1118	
	1998.07- 2001.10	MT	L	F	Platform/Chassis Engine S9W702	250010	Drive Shaft		28	37.1	67.1	93.5	669	
	1998.07- 2001.10	MT	R	F	Platform/Chassis Engine S9W702	250011	Drive Shaft		28	39	67.1	93.5	1118	
	1998.07- 2001.10	MT	R	F	Platform/Chassis Engine S9W702	299151	Drive Shaft	51T	28	39	65	96	1144	
	1998.07- 2001.10	MT		F	Platform/Chassis Engine S9W702	844008	Outer Joint	51T	28	27	67.1	93.5	64.5	I
	1998.07- 2001.10	MT		F	Platform/Chassis Engine S9W702	844026	Outer Joint	51T	28	36	65	96	71	I
3.0 DCi (100 kW)	1998.07- 2001.10	MT		F	Platform/Chassis Engine S9W702	844025	Outer Joint		28	36	65	96	71	I
	1998.07- 2001.10	MT		F	Platform/Chassis Engine S9W702	850014	Outer Joint		28	27	67.1	93.5	64.5	I
3.0 DCi (100 kW)	2003.10-	MT	L	F	Platform/Chassis Engine ZD3202	250057	Drive Shaft	51T	28	39	65	96	687	
	2003.10-	MT	R	F	Platform/Chassis Engine ZD3202	250059	Drive Shaft	51T	28	39	65	96	1126	
MASTER II (JD)														
1.9 DCi (60 kW)	2001.11-	MT	L	F	Bus Engine F9Q772/F9Q774	244005	Drive Shaft	51T	28	37.1	65	96	670	
	2001.11-	MT	L	F	Bus Engine F9Q772/F9Q774	250246	Drive Shaft		28	37.1	65	96	644	
	2001.11-	MT	R	F	Bus Engine F9Q772/F9Q774	244022	Drive Shaft		28	39	67.1	93.5	1147	
	2001.11-	MT	L	F	Bus Engine F9Q772/F9Q774	250058	Drive Shaft	51T	28	37.1	65	96	644	
	2001.11-	MT	L	F	Bus Engine F9Q772/F9Q774	250010	Drive Shaft		28	37.1	67.1	93.5	669	
	2001.11-	MT	R	F	Bus Engine F9Q772/F9Q774	244017	Drive Shaft	51T	28	39	67.1	93.5	1147	
	2001.11-	MT	R	F	Bus Engine F9Q772/F9Q774	244021	Drive Shaft		28	39	65	96	1126	
	2001.11-	MT	R	F	Bus Engine F9Q772/F9Q774	250060	Drive Shaft	51T	28	39	65	96	1126	
	2001.11-	MT		F	Bus Engine F9Q772/F9Q774	844026	Outer Joint	51T	28	36	65	96	71	I
1.9 DTi (59 kW)	2001.11-	MT		F	Bus Engine F9Q772/F9Q774	844025	Outer Joint		28	36	65	96	71	I
	2000.09-	MT	L	F	Bus Engine F9Q770	244005	Drive Shaft	51T	28	37.1	65	96	670	
	2000.09-	MT	L	F	Bus Engine F9Q770	250246	Drive Shaft		28	37.1	65	96	644	
	2000.09-	MT	R	F	Bus Engine F9Q770	244022	Drive Shaft		28	39	67.1	93.5	1147	
	2000.09-	MT	L	F	Bus Engine F9Q770	250058	Drive Shaft	51T	28	37.1	65	96	644	
	2000.09-	MT	L	F	Bus Engine F9Q770	250010	Drive Shaft		28	37.1	67.1	93.5	669	
	2000.09-	MT	R	F	Bus Engine F9Q770	244017	Drive Shaft	51T	28	39	67.1	93.5	1147	
	2000.09-	MT	R	F	Bus Engine F9Q770	244021	Drive Shaft		28	39	65	96	1126	
	2000.09-	MT	R	F	Bus Engine F9Q770	250060	Drive Shaft	51T	28	39	65	96	1126	
2.2 DCi (66 kW)	2000.09-	MT		F	Bus Engine F9Q770	844026	Outer Joint	51T	28	36	65	96	71	I
	2000.09-	MT		F	Bus Engine F9Q770	844025	Outer Joint		28	36	65	96	71	I
	2000.09-	MT	L	F	Bus Engine G9T720/G9T722/G9T750	244005	Drive Shaft	51T	28	37.1	65	96	670	
	2000.09-	MT	L	F	Bus Engine G9T720/G9T722/G9T750	250010	Drive Shaft		28	37.1	67.1	93.5	669	
	2000.09-	MT	R	F	Bus Engine G9T720/G9T722/G9T750	250214	Drive Shaft		28	39	65	96	1132	
	2000.09-	MT	R	F	Bus Engine G9T720/G9T722/G9T750	244016	Drive Shaft	51T	28	39	65	96	1132	
2.5 D (59 kW)	2000.09-	MT		F	Bus Engine G9T720/G9T722/G9T750	844026	Outer Joint	51T	28	36	65	96	71	I
	2000.09-	MT		F	Bus Engine G9T720/G9T722/G9T750	844025	Outer Joint		28	36	65	96	71	I
	1998.07- 2001.01	MT	L	F	Bus Engine S8U770	244005	Drive Shaft	51T	28	37.1	65	96	670	
	1998.07- 2001.01	MT	R	F	Bus Engine S8U770	244004	Drive Shaft	51T	28	39	67.1	93.5	1118	
	1998.07- 2001.01	MT	L	F	Bus Engine S8U770	250010	Drive Shaft		28	37.1	67.1	93.5	669	
	1998.07- 2001.01	MT	R	F	Bus Engine S8U770	250011	Drive Shaft		28	39	67.1	93.5	1118	
	1998.07- 2001.01			F	Bus Engine S8U770	844008	Outer Joint	51T	28	27	67.1	93.5	64.5	I
2.5 DCi (107 kW)	1998.07- 2001.01	MT		F	Bus Engine S8U770	844026	Outer Joint	51T	28	36	65	96	71	I
	1998.07- 2001.01			F	Bus Engine S8U770	850014	Outer Joint		28	27	67.1	93.5	64.5	I
2.5 DCi (107 kW)	2006.08-		L	F	Bus Engine G9U632	250166	Drive Shaft	51T	28	37.1	65	96	663	
	2006.08-		R	F	Bus Engine G9U632	299151	Drive Shaft	51T	28	39	65	96	1144	





	 YEAR	TRANSM	L/R	F/R	REMARKS	GSP Ref.	 PRODUCT	 ABS	Technical Specifications					
									A	B	C	H	L	P
RENAULT MASTER II (JD)														
2.5 DCi (73 kW)	2003.10-	MT	L	F	Bus Engine G9U754	244012	Drive Shaft		28	37.1	65	96	663	
	2003.10-	MT	R	F	Bus Engine G9U754	250249	Drive Shaft		28	39	65	96	1144	
	2003.10-	MT	L	F	Bus Engine G9U754	250166	Drive Shaft	51T	28	37.1	65	96	663	
	2003.10-	MT	R	F	Bus Engine G9U754	299151	Drive Shaft	51T	28	39	65	96	1144	
2.5 DCi (84 kW)	2001.10-	MT	L	F	Bus Engine G9U720/G9U754	244005	Drive Shaft	51T	28	37.1	65	96	670	
	2001.10-	MT	R	F	Bus Engine G9U720/G9U754	244004	Drive Shaft	51T	28	39	67.1	93.5	1118	
	2001.10-	MT	L	F	Bus Engine G9U720/G9U754	250010	Drive Shaft		28	37.1	67.1	93.5	669	
	2001.10-	MT	R	F	Bus Engine G9U720/G9U754	250011	Drive Shaft		28	39	67.1	93.5	1118	
	2001.10-	MT		F	Bus Engine G9U720/G9U754	844026	Outer Joint	51T	28	36	65	96	71	I
	2001.10-	MT		F	Bus Engine G9U720/G9U754	844025	Outer Joint		28	36	65	96	71	I
2.5 DCi (88 kW)	2006.08-		L	F	Bus Engine G9U650	250166	Drive Shaft	51T	28	37.1	65	96	663	
	2006.08-		R	F	Bus Engine G9U650	299151	Drive Shaft	51T	28	39	65	96	1144	
2.8 DTi (84 kW)	1998.07- 2001.10	MT	L	F	Bus Engine S9W702	244005	Drive Shaft	51T	28	37.1	65	96	670	
	1998.07- 2001.10	MT	R	F	Bus Engine S9W702	244004	Drive Shaft	51T	28	39	67.1	93.5	1118	
	1998.07- 2001.10	MT	L	F	Bus Engine S9W702	250010	Drive Shaft		28	37.1	67.1	93.5	669	
	1998.07- 2001.10	MT	R	F	Bus Engine S9W702	250011	Drive Shaft		28	39	67.1	93.5	1118	
	1998.07- 2001.10	MT		F	Bus Engine S9W702	844008	Outer Joint	51T	28	27	67.1	93.5	64.5	I
	1998.07- 2001.10	MT		F	Bus Engine S9W702	844026	Outer Joint	51T	28	36	65	96	71	I
	1998.07- 2001.10	MT		F	Bus Engine S9W702	850014	Outer Joint		28	27	67.1	93.5	64.5	I
3.0 DCi (100 kW)	2003.10-	MT	L	F	Bus Engine ZD3200/ZD3202	250057	Drive Shaft	51T	28	39	65	96	687	
	2003.10-	MT	R	F	Bus Engine ZD3200/ZD3202	250059	Drive Shaft	51T	28	39	65	96	1126	
MASTER II VAN (FD)														
1.9 DCi (60 kW)	2001.11-	MT	L	F	Box Engine F9Q772/F9Q774	244005	Drive Shaft	51T	28	37.1	65	96	670	
	2001.11-	MT	L	F	Box Engine F9Q772/F9Q774	250246	Drive Shaft		28	37.1	65	96	644	
	2001.11-	MT	R	F	Box Engine F9Q772/F9Q774	244022	Drive Shaft		28	39	67.1	93.5	1147	
	2001.11-	MT	L	F	Box Engine F9Q772/F9Q774	250058	Drive Shaft	51T	28	37.1	65	96	644	
	2001.11-	MT	L	F	Box Engine F9Q772/F9Q774	250010	Drive Shaft		28	37.1	67.1	93.5	669	
	2001.11-	MT	R	F	Box Engine F9Q772/F9Q774	244017	Drive Shaft	51T	28	39	67.1	93.5	1147	
	2001.11-	MT	R	F	Box Engine F9Q772/F9Q774	244021	Drive Shaft		28	39	65	96	1126	
	2001.11-	MT		F	Box Engine F9Q772/F9Q774	844026	Outer Joint	51T	28	36	65	96	71	I
	2001.11-	MT		F	Box Engine F9Q772/F9Q774	844025	Outer Joint		28	36	65	96	71	I
	2001.11-	MT		F	Box Engine F9Q772/F9Q774	844025	Outer Joint		28	36	65	96	71	I
1.9 DTi (59 kW)	2000.09-	MT	L	F	Box Engine F9Q770	244005	Drive Shaft	51T	28	37.1	65	96	670	
	2000.09-	MT	L	F	Box Engine F9Q770	250246	Drive Shaft		28	37.1	65	96	644	
	2000.09-	MT	R	F	Box Engine F9Q770	244022	Drive Shaft		28	39	67.1	93.5	1147	
	2000.09-	MT	L	F	Box Engine F9Q770	250058	Drive Shaft	51T	28	37.1	65	96	644	
	2000.09-	MT	L	F	Box Engine F9Q770	250010	Drive Shaft		28	37.1	67.1	93.5	669	
	2000.09-	MT	R	F	Box Engine F9Q770	244017	Drive Shaft	51T	28	39	67.1	93.5	1147	
	2000.09-	MT	R	F	Box Engine F9Q770	244021	Drive Shaft		28	39	65	96	1126	
	2000.09-	MT	R	F	Box Engine F9Q770	250060	Drive Shaft	51T	28	39	65	96	1126	
	2000.09-	MT		F	Box Engine F9Q770	844026	Outer Joint	51T	28	36	65	96	71	I
	2000.09-	MT		F	Box Engine F9Q770	844025	Outer Joint		28	36	65	96	71	I
2.2 DCi (66 kW)	2000.09-	MT	L	F	Box Engine G9T720/G9T722/G9T750	244005	Drive Shaft	51T	28	37.1	65	96	670	
	2000.09-	MT	L	F	Box Engine G9T720/G9T722/G9T750	250010	Drive Shaft		28	37.1	67.1	93.5	669	
	2000.09-	MT	R	F	Box Engine G9T720/G9T722/G9T750	250214	Drive Shaft		28	39	65	96	1132	
	2000.09-	MT	R	F	Box Engine G9T720/G9T722/G9T750	244016	Drive Shaft	51T	28	39	65	96	1132	
	2000.09-	MT		F	Box Engine G9T720/G9T722/G9T750	844026	Outer Joint	51T	28	36	65	96	71	I
	2000.09-	MT		F	Box Engine G9T720/G9T722/G9T750	844025	Outer Joint		28	36	65	96	71	I
2.5 D (59 kW)	1998.07- 2001.01	MT	L	F	Box Engine S8U770	244005	Drive Shaft	51T	28	37.1	65	96	670	
	1998.07- 2001.01	MT	R	F	Box Engine S8U770	244004	Drive Shaft	51T	28	39	67.1	93.5	1118	
	1998.07- 2001.01	MT	L	F	Box Engine S8U770	250010	Drive Shaft		28	37.1	67.1	93.5	669	
	1998.07- 2001.01	MT	R	F	Box Engine S8U770	250011	Drive Shaft		28	39	67.1	93.5	1118	
	1998.07- 2001.01	MT		F	Box Engine S8U770	844008	Outer Joint	51T	28	27	67.1	93.5	64.5	I
	1998.07- 2001.01	MT		F	Box Engine S8U770	844026	Outer Joint	51T	28	36	65	96	71	I
	1998.07- 2001.01	MT		F	Box Engine S8U770	850014	Outer Joint		28	27	67.1	93.5	64.5	I
	1998.07- 2001.01	MT		F	Box Engine S8U770	844025	Outer Joint		28	36	65	96	71	I
2.5 DCi (84 kW)	2001.10-	MT	L	F	Box Engine G9U720/G9U754/G9U724	244005	Drive Shaft	51T	28	37.1	65	96	670	
	2001.10-	MT	R	F	Box Engine G9U720/G9U754/G9U724	244004	Drive Shaft	51T	28	39	67.1	93.5	1118	
	2001.10-	MT	L	F	Box Engine G9U720/G9U754/G9U724	250010	Drive Shaft		28	37.1	67.1	93.5	669	
	2001.10-	MT	R	F	Box Engine G9U720/G9U754/G9U724	250011	Drive Shaft		28	39	67.1	93.5	1118	
	2001.10-	MT		F	Box Engine G9U720/G9U754/G9U724	844026	Outer Joint	51T	28	36	65	96	71	I





	 YEAR	TRANSM	L/R	F/R	REMARKS	GSP Ref.	 PRODUCT	 ABS	Technical Specifications								
									A	B	C	H	L	P			
RENAULT MASTER II VAN (FD)																	
2.5 DCi (84 kW)	2001.10-	MT		F	Box Engine G9U720/G9U754/G9U724	844025	Outer Joint		28	36	65	96	71	I			
2.8 DTi (84 kW)	1998.07- 2001.10	MT	L	F	Box Engine S9W702	244005	Drive Shaft	51T	28	37.1	65	96	670				
	1998.07- 2001.10	MT	R	F	Box Engine S9W702	244004	Drive Shaft	51T	28	39	67.1	93.5	1118				
	1998.07- 2001.10	MT	L	F	Box Engine S9W702	250010	Drive Shaft		28	37.1	67.1	93.5	669				
	1998.07- 2001.10	MT	R	F	Box Engine S9W702	250011	Drive Shaft		28	39	67.1	93.5	1118				
	1998.07- 2001.10	MT		F	Box Engine S9W702	844008	Outer Joint	51T	28	27	67.1	93.5	64.5	I			
	1998.07- 2001.10	MT		F	Box Engine S9W702	844026	Outer Joint	51T	28	36	65	96	71	I			
	1998.07- 2001.10	MT		F	Box Engine S9W702	850014	Outer Joint		28	27	67.1	93.5	64.5	I			
3.0 DCi (100 kW)	2003.10-	MT	L	F	Box Engine ZD3202	250057	Drive Shaft	51T	28	39	65	96	687				
	2003.10-	MT	R	F	Box Engine ZD3202	250059	Drive Shaft	51T	28	39	65	96	1126				
MASTER III (EV, HV, UV)																	
2.3 DCi (107 kW)	2010.02-		L	F	Platform/Chassis Engine M9T678/M9T680	218247	Drive Shaft		31	39	70	100.5	743				
2.3 DCi (74 kW)	2010.02-		L	F	Platform/Chassis Engine M9T670/M9T672/M9T676	218247	Drive Shaft		31	39	70	100.5	743				
2.3 DCi (92 kW)	2010.02-		L	F	Platform/Chassis Engine M9T670/M9T672/M9T676	218247	Drive Shaft		31	39	70	100.5	743				
MASTER III (FV)																	
2.3 DCi (107 kW)	2010.02-		L	F	Box Engine M9T678/M9T680/M9T694/M9T696/M9T698	218247	Drive Shaft		31	39	70	100.5	743				
2.3 DCi (74 kW)	2010.02-	MT	L	F	Box Engine M9T690/M9T692	218247	Drive Shaft		31	39	70	100.5	743				
	2010.02-		L	F	Box Engine M9T670/M9T672/M9T676	218247	Drive Shaft		31	39	70	100.5	743				
2.3 DCi (92 kW)	2010.02-		L	F	Box Engine M9T670/M9T672/M9T676	218247	Drive Shaft		31	39	70	100.5	743				
MASTER III (JV)																	
2.3 DCi (107 kW)	2011.02-	MT	L	F	Bus Engine M9T680	218247	Drive Shaft		31	39	70	100.5	743				
2.3 DCi (74 kW)	2011.02-	MT	L	F	Bus Engine M9T670/M9T672/M9T676	218247	Drive Shaft		31	39	70	100.5	743				
	2011.02-		L	F	Bus Engine M9T670/M9T672/M9T676	218247	Drive Shaft		31	39	70	100.5	743				
MEGANE																	
-						850050	Outer Joint	44T	21	30	51.5	83	56.5	O			
1.6/1.9 D/2.0 i						850017	Outer Joint		21	22	51.5	83	56.5	I			
1.9 DTi	1996-		R			250149	Drive Shaft	44T	23	23	57.5	86.5	742				
2.0	1996-		R			250149	Drive Shaft	44T	23	23	57.5	86.5	742				
2.0 16V	1996-		R			250149	Drive Shaft	44T	23	23	57.5	86.5	742				
MEGANE I																	
1.9 TDi	1998.02- 1999.04	MT	L	F		250089	Drive Shaft	44T	23	29.95	56.2	83.5	653				
	1998.02- 1999.04	MT	R	F		250091	Drive Shaft	44T	23	23	56.2	83.5	744				
2.0 16V	1996.04- 1999.04	MT	L	F		250089	Drive Shaft	44T	23	29.95	56.2	83.5	653				
	1996.04- 1999.04	MT	R	F		250091	Drive Shaft	44T	23	23	56.2	83.5	744				
MEGANE I (BA0/1_)																	
1.4 16V (70 kW)	1999.03- 2003.08	MT	R	F	Hatchback Engine K4J714/K4J750	250038	Drive Shaft	44T	21	23	52.2	85.5	752				
	1999.03- 2003.08	MT	R	F	Hatchback Engine K4J714/K4J750	250316	Drive Shaft		21	23	57	84	741				
	1999.03- 2003.08	MT	L	F	Hatchback Engine K4J714/K4J750	250009	Drive Shaft	44T	21	29.95	57	84.5	645.7				
	1999.03- 2003.08			F	Hatchback Engine K4J714/K4J750	850043	Outer Joint	44T	21	22	51.5	83	56.5	I			
	1999.03- 2003.08	MT	L	F	Hatchback Engine K4J714/K4J750	250055	Drive Shaft		21	29.95	50	84	650				
1.4 e (55 kW)	1996.01- 2003.08	MT	R	F	Hatchback Engine E7J626/E7J764	250038	Drive Shaft	44T	21	23	52.2	85.5	752				
	1996.01- 2003.08	MT	R	F	Hatchback Engine E7J626/E7J764	250316	Drive Shaft		21	23	57	84	741				
	1996.01- 2003.08	MT	L	F	Hatchback Engine E7J626/E7J764	250009	Drive Shaft	44T	21	29.95	57	84.5	645.7				
	1996.01- 2003.08			F	Hatchback Engine E7J626/E7J764	850043	Outer Joint	44T	21	22	51.5	83	56.5	I			
	1996.01- 2003.08	MT	L	F	Hatchback Engine E7J626/E7J764	250055	Drive Shaft		21	29.95	50	84	650				
1.4 Eco (52 kW)	1996.01- 1999.03	MT	R	F	Hatchback Engine E7J624	250038	Drive Shaft	44T	21	23	52.2	85.5	752				
	1996.01- 1999.03	MT	R	F	Hatchback Engine E7J624	250316	Drive Shaft		21	23	57	84	741				
	1996.01- 1999.03	MT	L	F	Hatchback Engine E7J624	250009	Drive Shaft	44T	21	29.95	57	84.5	645.7				
	1996.01- 1999.03			F	Hatchback Engine E7J624	850043	Outer Joint	44T	21	22	51.5	83	56.5	I			
	1996.01- 1999.03	MT	L	F	Hatchback Engine E7J624	250055	Drive Shaft		21	29.95	50	84	650				
1.6 16V (79 kW)	1999.03- 2003.08	MT	R	F	Hatchback Engine K4M700/K4M701/K4M704/K4M708	250038	Drive Shaft	44T	21	23	52.2	85.5	752				
	1999.03- 2003.08	MT	R	F	Hatchback Engine K4M700/K4M701/K4M704/K4M708	250316	Drive Shaft		21	23	57	84	741				
	1999.03- 2003.08	MT	L	F	Hatchback Engine K4M700/K4M701/K4M704/K4M708	250009	Drive Shaft	44T	21	29.95	57	84.5	645.7				
	1999.03- 2003.08	MT	L	F	Hatchback Engine K4M700/K4M701/K4M704/K4M708	250055	Drive Shaft		21	29.95	50	84	650				
	1999.03- 2003.08	MT	L	F	Hatchback Engine K4M700/K4M701/K4M704/K4M708	250038	Drive Shaft	44T	21	23	52.2	85.5	752				
1.6 e (66 kW)	1996.01- 1999.03	MT	R	F	Hatchback Engine K7M702/K7M703/K7M790	250038	Drive Shaft	44T	21	23	52.2	85.5	752				
	1996.01- 1999.03	MT	R	F	Hatchback Engine K7M702/K7M703/K7M790	250316	Drive Shaft		21	23	57	84	741				
	1996.01- 1999.03	MT	L	F	Hatchback Engine K7M702/K7M703/K7M790	250009	Drive Shaft	44T	21	29.95	57	84.5	645.7				
	1996.01- 1999.03			F	Hatchback Engine K7M702/K7M703/K7M790	850043	Outer Joint	44T	21	22	51.5	83	56.5	I			
	1996.01- 1999.03	MT	L	F	Hatchback Engine K7M702/K7M703/K7M790	250055	Drive Shaft		21	29.95	50	84	650				
1.6 i (55 kW)	1996.01- 1999.03	MT	R	F	Hatchback Engine K7M720	250038	Drive Shaft	44T	21	23	52.2	85.5	752				
	1996.01- 1999.03	MT	R	F	Hatchback Engine K7M720	250316	Drive Shaft		21	23	57	84	741				





	 YEAR	TRANSM	L/R	F/R	REMARKS	GSP Ref.	 PRODUCT	 ABS	Technical Specifications								
									A	B	C	H	L	P			
RENAULT MEGANE I (BA0/1_)																	
1.6 i (55 kW)	1996.01- 1999.03	MT	L	F	Hatchback Engine K7M720	250009	Drive Shaft	44T	21	29.95	57	84.5	645.7				
	1996.01- 1999.03			F	Hatchback Engine K7M720	850043	Outer Joint	44T	21	22	51.5	83	56.5	I			
	1996.01- 1999.03	MT	L	F	Hatchback Engine K7M720	250055	Drive Shaft		21	29.95	50	84	650				
1.8 16V (85 kW)	2001.01- 2003.08		L	F	Hatchback Engine F4P720/F4P722	250160	Drive Shaft	44T	23	29.95	57	87	656.5				
	2001.01- 2003.08			F	Hatchback Engine F4P720/F4P722	850114	Outer Joint	44T	23	35	57.5	87	71	I			
	2001.01- 2003.08		R	F	Hatchback Engine F4P720/F4P722	250313	Drive Shaft	44T	23	23	57.5	86.5	750				
1.9 D Eco (47 kW)	1996.01- 2003.08	MT	R	F	Hatchback Engine F8Q620/F8Q624	250038	Drive Shaft	44T	21	23	52.2	85.5	752				
	1996.01- 2003.08	MT	R	F	Hatchback Engine F8Q620/F8Q624	250316	Drive Shaft		21	23	57	84	741				
	1996.01- 2003.08	MT	L	F	Hatchback Engine F8Q620/F8Q624	250009	Drive Shaft	44T	21	29.95	57	84.5	645.7				
	1996.01- 2003.08			F	Hatchback Engine F8Q620/F8Q624	850043	Outer Joint	44T	21	22	51.5	83	56.5	I			
	1996.01- 2003.08	MT	L	F	Hatchback Engine F8Q620/F8Q624	250055	Drive Shaft		21	29.95	50	84	650				
1.9 DCi (75 kW)	2001.02- 2003.08			F	Hatchback Engine F9Q732/F9Q733	850069	Outer Joint	44T	23	30	57.5	86.5	58.5	I			
	2001.02- 2003.08	MT	L	F	Hatchback Engine F9Q732/F9Q733	250314	Drive Shaft	44T	23	29.95	57.5	86.5	654				
1.9 DT (66 kW)	1996.01- 2003.08	MT	R	F	Hatchback Engine F8Q784/F8Q786	250320	Drive Shaft	44T	23	23	56.8	84	755				
	1996.01- 2003.08	MT	R	F	Hatchback Engine F8Q784/F8Q786	250247	Drive Shaft		23	23	56.8	84	750.5				
	1996.01- 2003.08			F	Hatchback Engine F8Q784/F8Q786	850043	Outer Joint	44T	21	22	51.5	83	56.5	I			
	1996.01- 2003.08	MT	L	F	Hatchback Engine F8Q784/F8Q786	250029	Drive Shaft	44T	23	29.95	56.8	84	654				
	1996.01- 2003.08	MT	L	F	Hatchback Engine F8Q784/F8Q786	250028	Drive Shaft		23	29.95	56.8	84	654				
1.9 DTi (59 kW)	2001.02- 2003.08			F	Hatchback Engine F9Q744	850069	Outer Joint	44T	23	30	57.5	86.5	58.5	I			
	2001.02- 2003.08		L	F	Hatchback Engine F9Q744	250311	Drive Shaft	44T	23	29.95	56	82	650				
1.9 DTi (72 kW)	1997.03- 2001.02	MT	R	F	Hatchback Engine F9Q730/F9Q731/F9Q734/F9Q736	250320	Drive Shaft	44T	23	23	56.8	84	755				
	1997.03- 2001.02	MT	R	F	Hatchback Engine F9Q730/F9Q731/F9Q734/F9Q736	250247	Drive Shaft		23	23	56.8	84	750.5				
	1997.03- 2001.02			F	Hatchback Engine F9Q730/F9Q731/F9Q734/F9Q736	850043	Outer Joint	44T	21	22	51.5	83	56.5	I			
	1997.03- 2001.02	MT	L	F	Hatchback Engine F9Q730/F9Q731/F9Q734/F9Q736	250029	Drive Shaft	44T	23	29.95	56.8	84	654				
	1997.03- 2001.02	MT	L	F	Hatchback Engine F9Q730/F9Q731/F9Q734/F9Q736	250028	Drive Shaft		23	29.95	56.8	84	654				
	1997.03- 2001.02			F	Hatchback Engine F9Q730/F9Q731/F9Q734/F9Q736	850043	Outer Joint	44T	21	22	51.5	83	56.5	I			
1.9 TDi (69 kW)	1996.09- 2003.08	MT	R	F	Hatchback Engine F8Q784	250320	Drive Shaft	44T	23	23	56.8	84	755				
	1996.09- 2003.08	MT	R	F	Hatchback Engine F8Q784	250247	Drive Shaft		23	23	56.8	84	750.5				
	1996.09- 2003.08		R	F	Hatchback Engine F8Q784	299076	Drive Shaft	44T	23	23	56.2	83.5	742.5				
	1996.09- 2003.08	MT	L	F	Hatchback Engine F8Q784	250029	Drive Shaft	44T	23	29.95	56.8	84	654				
	1996.09- 2003.08	MT	L	F	Hatchback Engine F8Q784	250028	Drive Shaft		23	29.95	56.8	84	654				
2.0 16V (108 kW)	1996.07- 2003.08	MT	R	F	Hatchback Engine F7R710/F7R714	250320	Drive Shaft	44T	23	23	56.8	84	755				
	1996.07- 2003.08	MT	R	F	Hatchback Engine F7R710/F7R714	250247	Drive Shaft		23	23	56.8	84	750.5				
	1996.07- 2003.08			F	Hatchback Engine F7R710/F7R714	850043	Outer Joint	44T	21	22	51.5	83	56.5	I			
	1996.07- 2003.08	MT	L	F	Hatchback Engine F7R710/F7R714	250029	Drive Shaft	44T	23	29.95	56.8	84	654				
	1996.07- 2003.08	MT	L	F	Hatchback Engine F7R710/F7R714	250028	Drive Shaft		23	29.95	56.8	84	654				
2.0 i (80 kW)	1999.03- 2003.08	MT	R	F	Hatchback Engine F3R750/F3R751	250038	Drive Shaft	44T	21	23	52.2	85.5	752				
	1999.03- 2003.08	MT	R	F	Hatchback Engine F3R750/F3R751	250316	Drive Shaft		21	23	57	84	741				
	1999.03- 2003.08	MT	L	F	Hatchback Engine F3R750/F3R751	250009	Drive Shaft	44T	21	29.95	57	84.5	645.7				
	1999.03- 2003.08			F	Hatchback Engine F3R750/F3R751	850043	Outer Joint	44T	21	22	51.5	83	56.5	I			
	1999.03- 2003.08	MT	L	F	Hatchback Engine F3R750/F3R751	250055	Drive Shaft		21	29.95	50	84	650				
2.0 i (84 kW)	1996.01- 2003.08	MT	R	F	Hatchback Engine F3R750/F3R751	250038	Drive Shaft	44T	21	23	52.2	85.5	752				
	1996.01- 2003.08	MT	R	F	Hatchback Engine F3R750/F3R751	250316	Drive Shaft		21	23	57	84	741				
	1996.01- 2003.08	MT	L	F	Hatchback Engine F3R750/F3R751	250009	Drive Shaft	44T	21	29.95	57	84.5	645.7				
	1996.01- 2003.08			F	Hatchback Engine F3R750/F3R751	850043	Outer Joint	44T	21	22	51.5	83	56.5	I			
	1996.01- 2003.08	MT	L	F	Hatchback Engine F3R750/F3R751	250055	Drive Shaft		21	29.95	50	84	650				
MEGANE I CABRIOLET (EA0/1_)																	
1.4 16V (70 kW)	1999.03- 2003.08	MT	R	F	Convertible Engine K4J714/K4J750	250038	Drive Shaft	44T	21	23	52.2	85.5	752				
	1999.03- 2003.08	MT	R	F	Convertible Engine K4J714/K4J750	250316	Drive Shaft		21	23	57	84	741				
	1999.03- 2003.08	MT	L	F	Convertible Engine K4J714/K4J750	250009	Drive Shaft	44T	21	29.95	57	84.5	645.7				
	1999.03- 2003.08			F	Convertible Engine K4J714/K4J750	850043	Outer Joint	44T	21	22	51.5	83	56.5	I			
1.6 16V (79 kW)	1999.03- 2003.08	MT	R	F	Convertible Engine K4M700/K4M701/K4M708	250038	Drive Shaft	44T	21	23	52.2	85.5	752				
	1999.03- 2003.08	MT	R	F	Convertible Engine K4M700/K4M701/K4M708	250316	Drive Shaft		21	23	57	84	741				
	1999.03- 2003.08	MT	L	F	Convertible Engine K4M700/K4M701/K4M708	250009	Drive Shaft	44T	21	29.95	57	84.5	645.7				
	1999.03- 2003.08	MT	L	F	Convertible Engine K4M700/K4M701/K4M708	250055	Drive Shaft		21	29.95	50	84	650				
1.6 e (66 kW)	1996.10- 1999.03	MT	R	F	Convertible Engine K7M702/K7M703	250038	Drive Shaft	44T	21	23	52.2	85.5	752				
	1996.10- 1999.03	MT	R	F	Convertible Engine K7M702/K7M703	250316	Drive Shaft		21	23	57	84	741				
	1996.10- 1999.03	MT	L	F	Convertible Engine K7M702/K7M703	250009	Drive Shaft	44T	21	29.95	57	84.5	645.7				
	1996.10- 1999.03			F	Convertible Engine K7M702/K7M703	850043	Outer Joint	44T	21	22	51.5	83	56.5	I			
	1996.10- 1999.03	MT	L	F	Convertible Engine K7M702/K7M703	250055	Drive Shaft		21	29.95	50	84	650				





	 YEAR	TRANSM	L/R	F/R	REMARKS	GSP Ref.	 PRODUCT	 ABS	Technical Specifications					
									A	B	C	H	L	P
RENAULT														
MEGANE I CABRIOLET (EA0/1_)														
2.0 (84 kW)	1997.04- 2003.08	MT	R	F	Convertible Engine F3R750	250038	Drive Shaft	44T	21	23	52.2	85.5	752	
	1997.04- 2003.08	MT	R	F	Convertible Engine F3R750	250316	Drive Shaft		21	23	57	84	741	
	1997.04- 2003.08	MT	L	F	Convertible Engine F3R750	250009	Drive Shaft	44T	21	29.95	57	84.5	645.7	
	1997.04- 2003.08			F	Convertible Engine F3R750	850043	Outer Joint	44T	21	22	51.5	83	56.5	I
	1997.04- 2003.08	MT	L	F	Convertible Engine F3R750	250055	Drive Shaft		21	29.95	50	84	650	
2.0 16V (102 kW)	2002.01- 2003.08			F	Convertible Engine F4R746/F4R770	850114	Outer Joint	44T	23	35	57.5	87	71	I
2.0 16V (108 kW)	1996.10- 1999.11	MT	R	F	Convertible Engine F7R710/F7R714	250320	Drive Shaft	44T	23	23	56.8	84	755	
	1996.10- 1999.11	MT	R	F	Convertible Engine F7R710/F7R714	250247	Drive Shaft		23	23	56.8	84	750.5	
	1996.10- 1999.11	MT	L	F	Convertible Engine F7R710/F7R714	250029	Drive Shaft	44T	23	29.95	56.8	84	654	
	1996.10- 1999.11			F	Convertible Engine F7R710/F7R714	850114	Outer Joint	44T	23	35	57.5	87	71	I
	1996.10- 1999.11	MT	L	F	Convertible Engine F7R710/F7R714	250028	Drive Shaft		23	29.95	56.8	84	654	
2.0 16V iDE (103 kW)	1999.11- 2003.08			L	Convertible Engine F5R740	250404	Drive Shaft	44T	23	29.95	57.5	86	655	
	1999.11- 2003.08			F	Convertible Engine F5R740	850114	Outer Joint	44T	23	35	57.5	87	71	I
	1999.11- 2003.08			R	Convertible Engine F5R740	250325	Drive Shaft	44T	23	23	56.3	85	744	
2.0 i (80 kW)	1999.03- 2003.08	MT	R	F	Convertible Engine F3R791/F3R796	250038	Drive Shaft	44T	21	23	52.2	85.5	752	
	1999.03- 2003.08	MT	R	F	Convertible Engine F3R791/F3R796	250316	Drive Shaft		21	23	57	84	741	
	1999.03- 2003.08	MT	L	F	Convertible Engine F3R791/F3R796	250009	Drive Shaft	44T	21	29.95	57	84.5	645.7	
	1999.03- 2003.08			F	Convertible Engine F3R791/F3R796	850043	Outer Joint	44T	21	22	51.5	83	56.5	I
	1999.03- 2003.08	MT	L	F	Convertible Engine F3R791/F3R796	250055	Drive Shaft		21	29.95	50	84	650	
MEGANE I CLASSIC (LA0/1_)														
1.4 (55 kW)	1996.09- 2003.08	MT	R	F	Saloon Engine E7J626/E7J764	250038	Drive Shaft	44T	21	23	52.2	85.5	752	
	1996.09- 2003.08	MT	R	F	Saloon Engine E7J626/E7J764	250316	Drive Shaft		21	23	57	84	741	
	1996.09- 2003.08	MT	L	F	Saloon Engine E7J626/E7J764	250009	Drive Shaft	44T	21	29.95	57	84.5	645.7	
	1996.09- 2003.08			F	Saloon Engine E7J626/E7J764	850043	Outer Joint	44T	21	22	51.5	83	56.5	I
	1996.09- 2003.08	MT	L	F	Saloon Engine E7J626/E7J764	250055	Drive Shaft		21	29.95	50	84	650	
1.4 16V (70 kW)	1999.03- 2003.08	MT	R	F	Saloon Engine K4J714/K4J750	250038	Drive Shaft	44T	21	23	52.2	85.5	752	
	1999.03- 2003.08	MT	R	F	Saloon Engine K4J714/K4J750	250316	Drive Shaft		21	23	57	84	741	
	1999.03- 2003.08	MT	L	F	Saloon Engine K4J714/K4J750	250009	Drive Shaft	44T	21	29.95	57	84.5	645.7	
	1999.03- 2003.08			F	Saloon Engine K4J714/K4J750	850043	Outer Joint	44T	21	22	51.5	83	56.5	I
	1999.03- 2003.08	MT	L	F	Saloon Engine K4J714/K4J750	250055	Drive Shaft		21	29.95	50	84	650	
1.6 16V (79 kW)	1999.03- 2003.08	MT	R	F	Saloon Engine K4M700/K4M701/K4M708	250038	Drive Shaft	44T	21	23	52.2	85.5	752	
	1999.03- 2003.08	MT	R	F	Saloon Engine K4M700/K4M701/K4M708	250316	Drive Shaft		21	23	57	84	741	
	1999.03- 2003.08	MT	L	F	Saloon Engine K4M700/K4M701/K4M708	250009	Drive Shaft	44T	21	29.95	57	84.5	645.7	
	1999.03- 2003.08	MT	L	F	Saloon Engine K4M700/K4M701/K4M708	250055	Drive Shaft		21	29.95	50	84	650	
	1999.03- 2003.08			F	Saloon Engine K4M700/K4M701/K4M708	850043	Outer Joint	44T	21	22	51.5	83	56.5	I
1.6 e (66 kW)	1996.09- 1999.03	MT	R	F	Saloon Engine K7M702/K7M703/K7M790	250038	Drive Shaft	44T	21	23	52.2	85.5	752	
	1996.09- 1999.03	MT	R	F	Saloon Engine K7M702/K7M703/K7M790	250316	Drive Shaft		21	23	57	84	741	
	1996.09- 1999.03	MT	L	F	Saloon Engine K7M702/K7M703/K7M790	250009	Drive Shaft	44T	21	29.95	57	84.5	645.7	
	1996.09- 1999.03			F	Saloon Engine K7M702/K7M703/K7M790	850043	Outer Joint	44T	21	22	51.5	83	56.5	I
	1996.09- 1999.03	MT	L	F	Saloon Engine K7M702/K7M703/K7M790	250055	Drive Shaft		21	29.95	50	84	650	
1.6 i (55 kW)	1996.09- 1999.03	MT	R	F	Saloon Engine K7M720	250038	Drive Shaft	44T	21	23	52.2	85.5	752	
	1996.09- 1999.03	MT	R	F	Saloon Engine K7M720	250316	Drive Shaft		21	23	57	84	741	
	1996.09- 1999.03	MT	L	F	Saloon Engine K7M720	250009	Drive Shaft	44T	21	29.95	57	84.5	645.7	
	1996.09- 1999.03			F	Saloon Engine K7M720	850043	Outer Joint	44T	21	22	51.5	83	56.5	I
	1996.09- 1999.03	MT	L	F	Saloon Engine K7M720	250055	Drive Shaft		21	29.95	50	84	650	
1.8 16V (85 kW)	2001.01- 2003.08			L	Saloon Engine F4P720/F4P722	250160	Drive Shaft	44T	23	29.95	57	87	656.5	
	2001.01- 2003.08			R	Saloon Engine F4P720/F4P722	250313	Drive Shaft	44T	23	23	57.5	86.5	750	
	2001.01- 2003.08			F	Saloon Engine F4P720/F4P722	850114	Outer Joint	44T	23	35	57.5	87	71	I
1.9 D (47 kW)	1996.09- 2003.08	MT	R	F	Saloon Engine F8Q620/F8Q624	250038	Drive Shaft	44T	21	23	52.2	85.5	752	
	1996.09- 2003.08	MT	R	F	Saloon Engine F8Q620/F8Q624	250316	Drive Shaft		21	23	57	84	741	
	1996.09- 2003.08	MT	L	F	Saloon Engine F8Q620/F8Q624	250009	Drive Shaft	44T	21	29.95	57	84.5	645.7	
	1996.09- 2003.08			F	Saloon Engine F8Q620/F8Q624	850043	Outer Joint	44T	21	22	51.5	83	56.5	I
	1996.09- 2003.08	MT	L	F	Saloon Engine F8Q620/F8Q624	250055	Drive Shaft		21	29.95	50	84	650	
1.9 DCi (75 kW)	2001.02- 2003.08			F	Saloon Engine F9Q732/F9Q733/F9Q738	850069	Outer Joint	44T	23	30	57.5	86.5	58.5	I
	2001.02- 2003.08	MT	R	F	Saloon Engine F9Q732/F9Q733/F9Q738	250039	Drive Shaft	44T	23	23	57.5	86.5	748	
	2001.02- 2003.08	MT	L	F	Saloon Engine F9Q732/F9Q733/F9Q738	250314	Drive Shaft	44T	23	29.95	57.5	86.5	654	
1.9 DT (66 kW)	1996.09- 2003.08	MT	R	F	Saloon Engine F8Q784/F8Q786	250320	Drive Shaft	44T	23	23	56.8	84	755	
	1996.09- 2003.08	MT	R	F	Saloon Engine F8Q784/F8Q786	250247	Drive Shaft		23	23	56.8	84	750.5	
	1996.09- 2003.08	MT	L	F	Saloon Engine F8Q784/F8Q786	250029	Drive Shaft	44T	23	29.95	56.8	84	654	
	1996.09- 2003.08			F	Saloon Engine F8Q784/F8Q786	850043	Outer Joint	44T	21	22	51.5	83	56.5	I
	1996.09- 2003.08	MT	L	F	Saloon Engine F8Q784/F8Q786	250028	Drive Shaft		23	29.95	56.8	84	654	
1.9 DTi (59 kW)	2001.02- 2003.08			F	Saloon Engine F9Q744	850069	Outer Joint	44T	23	30	57.5	86.5	58.5	I
	2001.02- 2003.08			L	Saloon Engine F9Q744	250311	Drive Shaft	44T	23	29.95	56	82	650	





	 YEAR	TRANSM	L/R	F/R	REMARKS	GSP Ref.	 PRODUCT	 ABS	Technical Specifications								
									A	B	C	H	L	P			
RENAULT																	
MEGANE I CLASSIC (LA0/1..)																	
1.9 DTi (72 kW)	1997.03- 2001.02	MT	R	F	Saloon Engine F9Q730/F9Q731/F9Q734/F9Q736	250320	Drive Shaft	44T	23	23	56.8	84	755				
	1997.03- 2001.02	MT	R	F	Saloon Engine F9Q730/F9Q731/F9Q734/F9Q736	250247	Drive Shaft		23	23	56.8	84	750.5				
	1997.03- 2001.02		R	F	Saloon Engine F9Q730/F9Q731/F9Q734/F9Q736	299076	Drive Shaft	44T	23	23	56.2	83.5	742.5				
	1997.03- 2001.02	MT	L	F	Saloon Engine F9Q730/F9Q731/F9Q734/F9Q736	250029	Drive Shaft	44T	23	29.95	56.8	84	654				
	1997.03- 2001.02			F	Saloon Engine F9Q730/F9Q731/F9Q734/F9Q736	850043	Outer Joint	44T	21	22	51.5	83	56.5	I			
	1997.03- 2001.02	MT	L	F	Saloon Engine F9Q730/F9Q731/F9Q734/F9Q736	250028	Drive Shaft		23	29.95	56.8	84	654				
1.9 TDi (69 kW)	1996.09- 2003.08	MT	R	F	Saloon Engine F8Q784	250320	Drive Shaft	44T	23	23	56.8	84	755				
	1996.09- 2003.08	MT	R	F	Saloon Engine F8Q784	250247	Drive Shaft		23	23	56.8	84	750.5				
	1996.09- 2003.08		R	F	Saloon Engine F8Q784	299076	Drive Shaft	44T	23	23	56.2	83.5	742.5				
	1996.09- 2003.08	MT	L	F	Saloon Engine F8Q784	250029	Drive Shaft	44T	23	29.95	56.8	84	654				
	1996.09- 2003.08			F	Saloon Engine F8Q784	850043	Outer Joint	44T	21	22	51.5	83	56.5	I			
	1996.09- 2003.08	MT	L	F	Saloon Engine F8Q784	250028	Drive Shaft		23	29.95	56.8	84	654				
2.0 i (80 kW)	1999.03- 2003.08	MT	R	F	Saloon Engine F3R750/F3R751/F3R752/F3R791/F3R796/F3R797/F3R798	250038	Drive Shaft	44T	21	23	52.2	85.5	752				
	1999.03- 2003.08	MT	R	F	Saloon Engine F3R750/F3R751/F3R752/F3R791/F3R796/F3R797/F3R798	250316	Drive Shaft		21	23	57	84	741				
	1999.03- 2003.08	MT	L	F	Saloon Engine F3R750/F3R751/F3R752/F3R791/F3R796/F3R797/F3R798	250009	Drive Shaft	44T	21	29.95	57	84.5	645.7				
	1999.03- 2003.08			F	Saloon Engine F3R750/F3R751/F3R752/F3R791/F3R796/F3R797/F3R798	850043	Outer Joint	44T	21	22	51.5	83	56.5	I			
	1999.03- 2003.08	MT	L	F	Saloon Engine F3R750/F3R751/F3R752/F3R791/F3R796/F3R797/F3R798	250055	Drive Shaft		21	29.95	50	84	650				
	1999.03- 2003.08			F	Saloon Engine F3R750/F3R751/F3R752/F3R791/F3R796/F3R797/F3R798	250038	Drive Shaft	44T	21	23	52.2	85.5	752				
2.0 i (84 kW)	1996.09- 2003.08	MT	R	F	Saloon Engine F3R750/F3R751/F3R752/F3R791/F3R796/F3R797/F3R798	250316	Drive Shaft	44T	21	23	57.8	84	741				
	1996.09- 2003.08	MT	L	F	Saloon Engine F3R750/F3R751/F3R752/F3R791/F3R796/F3R797/F3R798	250009	Drive Shaft	44T	21	29.95	57	84.5	645.7				
	1996.09- 2003.08			F	Saloon Engine F3R750/F3R751/F3R752/F3R791/F3R796/F3R797/F3R798	850043	Outer Joint	44T	21	22	51.5	83	56.5	I			
	1996.09- 2003.08	MT	L	F	Saloon Engine F3R750/F3R751/F3R752/F3R791/F3R796/F3R797/F3R798	250055	Drive Shaft		21	29.95	50	84	650				
	1996.09- 2003.08			F	Saloon Engine F3R750/F3R751/F3R752/F3R791/F3R796/F3R797/F3R798	250038	Drive Shaft	44T	21	23	52.2	85.5	752				
	1996.09- 2003.08	MT	L	F	Saloon Engine F3R750/F3R751/F3R752/F3R791/F3R796/F3R797/F3R798	250316	Drive Shaft	44T	21	23	57.8	84	741				
MEGANE I COACH (DA0/1..)																	
1.4 16V (70 kW)	1999.03- 2003.08	MT	R	F	Coupe Engine K4J714/K4J750	250038	Drive Shaft	44T	21	23	52.2	85.5	752				
	1999.03- 2003.08	MT	R	F	Coupe Engine K4J714/K4J750	250316	Drive Shaft		21	23	57	84	741				
	1999.03- 2003.08	MT	L	F	Coupe Engine K4J714/K4J750	250009	Drive Shaft	44T	21	29.95	57	84.5	645.7				
	1999.03- 2003.08			F	Coupe Engine K4J714/K4J750	850043	Outer Joint	44T	21	22	51.5	83	56.5	I			
	1999.03- 2003.08	MT	L	F	Coupe Engine K4J714/K4J750	250055	Drive Shaft		21	29.95	50	84	650				
1.6 16V (79 kW)	1999.03- 2003.08	MT	R	F	Coupe Engine K4M700/K4M701/K4M708	250038	Drive Shaft	44T	21	23	52.2	85.5	752				
	1999.03- 2003.08	MT	R	F	Coupe Engine K4M700/K4M701/K4M708	250316	Drive Shaft		21	23	57	84	741				
	1999.03- 2003.08	MT	L	F	Coupe Engine K4M700/K4M701/K4M708	250009	Drive Shaft	44T	21	29.95	57	84.5	645.7				
	1999.03- 2003.08	MT	L	F	Coupe Engine K4M700/K4M701/K4M708	250055	Drive Shaft		21	29.95	50	84	650				
	1999.03- 2003.08			F	Coupe Engine K4M700/K4M701/K4M708	250038	Drive Shaft	44T	21	23	52.2	85.5	752				
1.6 e (66 kW)	1996.03- 1999.03	MT	R	F	Coupe Engine K7M702/K7M703	250038	Drive Shaft	44T	21	23	52.2	85.5	752				
	1996.03- 1999.03	MT	R	F	Coupe Engine K7M702/K7M703	250316	Drive Shaft		21	23	57	84	741				
	1996.03- 1999.03	MT	L	F	Coupe Engine K7M702/K7M703	250009	Drive Shaft	44T	21	29.95	57	84.5	645.7				
	1996.03- 1999.03			F	Coupe Engine K7M702/K7M703	850043	Outer Joint	44T	21	22	51.5	83	56.5	I			
	1996.03- 1999.03	MT	L	F	Coupe Engine K7M702/K7M703	250055	Drive Shaft		21	29.95	50	84	650				
1.9 DCi (75 kW)	2001.02- 2003.08			F	Coupe Engine F9Q732/F9Q733	850069	Outer Joint	44T	23	30	57.5	86.5	58.5	I			
	2001.02- 2003.08	MT	R	F	Coupe Engine F9Q732/F9Q733	250039	Drive Shaft	44T	23	23	57.5	86.5	748				
	2001.02- 2003.08	MT	L	F	Coupe Engine F9Q732/F9Q733	250314	Drive Shaft	44T	23	29.95	57.5	86.5	654				
1.9 DTi (72 kW)	1997.03- 2001.02	MT	R	F	Coupe Engine F9Q731/F9Q734/F9Q736	250320	Drive Shaft	44T	23	23	56.8	84	755				
	1997.03- 2001.02	MT	R	F	Coupe Engine F9Q731/F9Q734/F9Q736	250247	Drive Shaft		23	23	56.8	84	750.5				
	1997.03- 2001.02	MT	L	F	Coupe Engine F9Q731/F9Q734/F9Q736	250029	Drive Shaft	44T	23	29.95	56.8	84	654				
	1997.03- 2001.02			F	Coupe Engine F9Q731/F9Q734/F9Q736	850043	Outer Joint	44T	21	22	51.5	83	56.5	I			
	1997.03- 2001.02	MT	L	F	Coupe Engine F9Q731/F9Q734/F9Q736	250028	Drive Shaft		23	29.95	56.8	84	654				
2.0 16V (102 kW)	2002.01- 2003.08			F	Coupe Engine F4R746	850114	Outer Joint	44T	23	35	57.5	87	71	I			
2.0 16V (108 kW)	1996.03- 1999.11	MT	R	F	Coupe Engine F7R710/F7R714	250320	Drive Shaft	44T	23	23	56.8	84	755				
	1996.03- 1999.11	MT	R	F	Coupe Engine F7R710/F7R714	250247	Drive Shaft		23	23	56.8	84	750.5				
	1996.03- 1999.11	MT	L	F	Coupe Engine F7R710/F7R714	250029	Drive Shaft	44T	23	29.95	56.8	84	654				
	1996.03- 1999.11			F	Coupe Engine F7R710/F7R714	850043	Outer Joint	44T	21	22	51.5	83	56.5	I			
	1996.03- 1999.11	MT	L	F	Coupe Engine F7R710/F7R714	250028	Drive Shaft		23	29.95	56.8	84	654				
2.0 16V iDE (103 kW)	1999.11- 2003.08			L	Coupe Engine F5R740	250404	Drive Shaft	44T	23	29.95	57.5	86	655				
	1999.11- 2003.08			F	Coupe Engine F5R740	850114	Outer Joint	44T	23	35	57.5	87	71	I			
	1999.11- 2003.08		R	F	Coupe Engine F5R740	250325	Drive Shaft	44T	23	23	56.3	85	744				
2.0 i (80 kW)	1999.03- 2003.08	MT	R	F	Coupe Engine F3R791/F3R796	250038	Drive Shaft	44T	21	23	52.2	85.5	752				
	1999.03- 2003.08		L	F	Coupe Engine F3R791/F3R796	250404	Drive Shaft	44T	23	29.95	57.5	86	655				
	1999.03- 2003.08	MT	R	F	Coupe Engine F3R791/F3R796	250316	Drive Shaft		21	23	57	84	741				
	1999.03- 2003.08	MT	L	F	Coupe Engine F3R791/F3R796	250009	Drive Shaft	44T	21	29.95	57	84.5	645.7				
	1999.03- 2003.08			F	Coupe Engine F3R791/F3R796	850043	Outer Joint	44T	21	22	51.5	83	56.5	I			
	1999.03- 2003.08	MT	L	F	Coupe Engine F3R791/F3R796	250055	Drive Shaft		21	29.95	50	84	650				
2.0 i (84 kW)	1996.03- 2003.08	MT	R	F	Coupe Engine F3R750/F3R751	250038	Drive Shaft	44T	21	23	52.2	85.5	752				
	1996.03- 2003.08	MT	R	F	Coupe Engine F3R750/F3R751	250316	Drive Shaft		21	23	57	84	741				





	 YEAR	TRANSM	L/R	F/R	REMARKS	GSP Ref.	 PRODUCT	 ABS	Technical Specifications									
									A	B	C	H	L	P				
RENAULT																		
MEGANE I COACH (DA0/1_)																		
2.0 i (84 kW)	1996.03- 2003.08	MT	L	F	Coupe Engine F3R750/F3R751	250009	Drive Shaft	44T	21	29.95	57	84.5	645.7					
	1996.03- 2003.08			F	Coupe Engine F3R750/F3R751	850043	Outer Joint	44T	21	22	51.5	83	56.5	I				
	1996.03- 2003.08	MT	L	F	Coupe Engine F3R750/F3R751	250055	Drive Shaft		21	29.95	50	84	650					
MEGANE I GRANDTOUR (KA0/1_)																		
1.4 16V (70 kW)	1999.03- 2003.08		R	F	Estate Engine K4J714/K4J750	250316	Drive Shaft		21	23	57	84	741					
	1999.03- 2003.08			F	Estate Engine K4J714/K4J750	850043	Outer Joint	44T	21	22	51.5	83	56.5	I				
	1999.03- 2003.08		L	F	Estate Engine K4J714/K4J750	250358	Drive Shaft	44T	21	29.95	57	84	646					
	1999.03- 2003.08		L	F	Estate Engine K4J714/K4J750	250326	Drive Shaft	44T	21	29.95	57	84.5	648					
	1999.03- 2003.08		R	F	Estate Engine K4J714/K4J750	250327	Drive Shaft	44T	21	23	57	84.5	740					
1.4 e (55 kW)	1999.03- 2003.08			F	Estate Engine E7J626	850043	Outer Joint	44T	21	22	51.5	83	56.5	I				
	1999.03- 2003.08		L	F	Estate Engine E7J626	250326	Drive Shaft	44T	21	29.95	57	84.5	648					
	1999.03- 2003.08		R	F	Estate Engine E7J626	250327	Drive Shaft	44T	21	23	57	84.5	740					
1.6 16V (79 kW)	1999.03- 2003.08	MT	L	F	Estate Engine K4M700/K4M701/K4M704/K4M708	250358	Drive Shaft	44T	21	29.95	57	84	646					
	1999.03- 2003.08	AT	R	F	Estate Engine K4M700/K4M701/K4M704/K4M708	250323	Drive Shaft	44T	23	23	57.5	86.5	778					
	1999.03- 2003.08	MT	R	F	Estate Engine K4M700/K4M701/K4M704/K4M708	250284	Drive Shaft	44T	21	23	56.2	83.5	740.5					
1.6 e (66 kW)	1999.03- 2003.08			F	Estate Engine K7M702/K7M703	850043	Outer Joint	44T	21	22	51.5	83	56.5	I				
	1999.03- 2003.08	AT	R	F	Estate Engine K7M702/K7M703	250284	Drive Shaft	44T	21	23	56.2	83.5	740.5					
1.8 16V (85 kW)	2001.01- 2003.08		L	F	Estate Engine F4P720/F4P722	250160	Drive Shaft	44T	23	29.95	57	87	656.5					
	2001.01- 2003.08		R	F	Estate Engine F4P720/F4P722	250313	Drive Shaft	44T	23	23	57.5	86.5	750					
	2001.01- 2003.08			F	Estate Engine F4P720/F4P722	850114	Outer Joint	44T	23	35	57.5	87	71	I				
1.9 D (47 kW)	1999.04- 2003.08			F	Estate Engine F8Q622/F8Q790	850043	Outer Joint	44T	21	22	51.5	83	56.5	I				
	1999.04- 2003.08		L	F	Estate Engine F8Q622/F8Q790	250326	Drive Shaft	44T	21	29.95	57	84.5	648					
	1999.04- 2003.08		R	F	Estate Engine F8Q622/F8Q790	250327	Drive Shaft	44T	21	23	57	84.5	740					
1.9 DCi (75 kW)	2001.02- 2003.08			F	Estate Engine F9Q732/F9Q733/F9Q738	850069	Outer Joint	44T	23	30	57.5	86.5	58.5	I				
1.9 DTi (59 kW)	2001.02- 2003.08			F	Estate Engine F9Q744	850069	Outer Joint	44T	23	30	57.5	86.5	58.5	I				
	2001.02- 2003.08		L	F	Estate Engine F9Q744	250311	Drive Shaft	44T	23	29.95	56	82	650					
1.9 DTi (72 kW)	1999.03- 2001.02		R	F	Estate Engine F9Q731/F9Q736	299076	Drive Shaft	44T	23	23	56.2	83.5	742.5					
	1999.03- 2001.02			F	Estate Engine F9Q731/F9Q736	850005	Outer Joint	44T	23	25	56.3	84	61.5	O				
	1999.03- 2001.02	MT	R	F	Estate Engine F9Q731/F9Q736	250039	Drive Shaft	44T	23	23	57.5	86.5	748					
	1999.03- 2001.02	MT	L	F	Estate Engine F9Q731/F9Q736	250314	Drive Shaft	44T	23	29.95	57.5	86.5	654					
MEGANE II																		
1.8	2000.07- 2001.01	MT	L	F		250089	Drive Shaft	44T	23	29.95	56.2	83.5	653					
	2000.07- 2001.01	MT	R	F		250091	Drive Shaft	44T	23	23	56.2	83.5	744					
	2001.02- 2003.03	MT	L	F		250089	Drive Shaft	44T	23	29.95	56.2	83.5	653					
1.9 DCi/DTi	1999.04- 2001.01	MT	L	F		250089	Drive Shaft	44T	23	29.95	56.2	83.5	653					
	1999.04- 2001.01	MT	R	F		250091	Drive Shaft	44T	23	23	56.2	83.5	744					
2.0 16V	1999.04- 2003.05	MT	L	F		250089	Drive Shaft	44T	23	29.95	56.2	83.5	653					
	1999.04- 2003.05	MT	R	F		250091	Drive Shaft	44T	23	23	56.2	83.5	744					
MEGANE II (BM0/1_, CM0/1_)																		
1.4 16V (60 kW)	2003.10-		L	F	Hatchback Engine K4J732	250405	Drive Shaft		23	26	49	86	674					
	2003.10-		L	F	Hatchback Engine K4J732	299070	Drive Shaft		23	26	49	86	675					
	2003.10-			F	Hatchback Engine K4J732	899085	Outer Joint		23	30	49	86	59	I				
	2003.10-	5MT	R	F	Hatchback Engine K4J732	299071	Drive Shaft		23	26	49	86	911					
1.4 16V (72 kW)	2002.11-		L	F	Hatchback Engine K4J730/K4J740	250405	Drive Shaft		23	26	49	86	674					
	2002.11-		L	F	Hatchback Engine K4J730/K4J740	299070	Drive Shaft		23	26	49	86	675					
	2002.11-			F	Hatchback Engine K4J730/K4J740	899085	Outer Joint		23	30	49	86	59	I				
	2002.11-	5MT	R	F	Hatchback Engine K4J730/K4J740	299071	Drive Shaft		23	26	49	86	911					
1.5 DCi (60 kW)	2002.11-		L	F	Hatchback Engine K9K722	250405	Drive Shaft		23	26	49	86	674					
	2002.11-		R	F	Hatchback Engine K9K722	250348	Drive Shaft		25	26	53	88	905					
	2002.11-		L	F	Hatchback Engine K9K722	250402	Drive Shaft		25	26	53	88	660					
	2002.11-		L	F	Hatchback Engine K9K722	299070	Drive Shaft		23	26	49	86	675					
	2002.11-			F	Hatchback Engine K9K722	899085	Outer Joint		23	30	49	86	59	I				
	2002.11-	5MT	R	F	Hatchback Engine K9K722	299071	Drive Shaft		23	26	49	86	911					
1.5 DCi (63 kW)	2005.02- 2007.07		L	F	Hatchback Engine K9K724	250405	Drive Shaft		23	26	49	86	674					
	2005.02- 2007.07		L	F	Hatchback Engine K9K724	299070	Drive Shaft		23	26	49	86	675					
	2005.02- 2007.07			F	Hatchback Engine K9K724	899085	Outer Joint		23	30	49	86	59	I				
	2005.02- 2007.07	5MT	R	F	Hatchback Engine K9K724	299071	Drive Shaft		23	26	49	86	911					
1.5 DCi (74 kW)	2003.10- 2005.11		L	F	Hatchback Engine K9K728/K9K729	250516	Drive Shaft		23	26	49	86	674					
	2003.10- 2005.11			F	Hatchback Engine K9K728/K9K729	899085	Outer Joint		23	30	49	86	59	I				
1.5 DCi (76 kW)	2007.01-		L	F	Hatchback Engine K9K734	250516	Drive Shaft		23	26	49	86	674					
	2007.01-		R	F	Hatchback Engine K9K734	299188	Drive Shaft		23	26	49	86	916					





	 YEAR	TRANSM	L/R	F/R	REMARKS	GSP Ref.	 PRODUCT	 ABS	Technical Specifications												
									A	B	C	H	L	P							
RENAULT																					
MEGANE II (BM0/1_, CM0/1_)																					
1.5 DCi (78 kW)	2005.02- 2007.07		L	F	Hatchback Engine K9K732/K9K734	250516	Drive Shaft		23	26	49	86	674								
	2005.02- 2007.07		R	F	Hatchback Engine K9K732/K9K734	250348	Drive Shaft		25	26	53	88	905								
	2005.02- 2007.07		L	F	Hatchback Engine K9K732/K9K734	250402	Drive Shaft		25	26	53	88	660								
	2005.02- 2007.07			F	Hatchback Engine K9K732/K9K734	899085	Outer Joint		23	30	49	86	59	I							
1.6 16V (82 kW)	2006.01-	MT	R	F	Hatchback Engine K4M760/K4M812/K4M813	299071	Drive Shaft		23	26	49	86	911								
	2006.01-		L	F	Hatchback Engine K4M760/K4M812/K4M813	299070	Drive Shaft		23	26	49	86	675								
	2006.01-			F	Hatchback Engine K4M760/K4M812/K4M813	899085	Outer Joint		23	30	49	86	59	I							
	2006.01-	MT	L	F	Hatchback Engine K4M760/K4M812/K4M813	299070	Drive Shaft		23	26	49	86	675								
1.6 16V (83 kW)	2002.11-	MT	R	F	Hatchback Engine K4M760	299071	Drive Shaft		23	26	49	86	911								
	2002.11-		L	F	Hatchback Engine K4M760	299070	Drive Shaft		23	26	49	86	675								
	2002.11-			F	Hatchback Engine K4M760	899085	Outer Joint		23	30	49	86	59	I							
	2002.11-	4AT	R	F	Hatchback Engine K4M760	250440	Drive Shaft		23	23	49	86	804								
	2002.11-	MT	L	F	Hatchback Engine K4M760	299070	Drive Shaft		23	26	49	86	675								
1.6 Flexfuel (77 kW)	2007.01-		L	F	Hatchback Engine K4M788	299070	Drive Shaft		23	26	49	86	675								
1.9 DCi (68 kW)	2004.03-		R	F	Hatchback Engine F9Q808	250400	Drive Shaft		25	39	53	88	932								
	2004.03-	MT	L	F	Hatchback Engine F9Q808	299201	Drive Shaft		25	39	53	88	638								
1.9 DCi (81 kW)	2005.05-		R	F	Hatchback Engine F9Q804/F9Q818	250400	Drive Shaft		25	39	53	88	932								
	2005.05-			F	Hatchback Engine F9Q804/F9Q818	899213	Outer Joint		25	33	53	88	61.5	I							
	2005.05-	MT	L	F	Hatchback Engine F9Q804/F9Q818	299201	Drive Shaft		25	39	53	88	638								
1.9 DCi (88 kW)	2002.11-	5MT/6MT	R	F	Hatchback Engine F9Q800	250400	Drive Shaft		25	39	53	88	932								
	2002.11-			F	Hatchback Engine F9Q800	899213	Outer Joint		25	33	53	88	61.5	I							
	2002.11-	MT	L	F	Hatchback Engine F9Q800	299201	Drive Shaft		25	39	53	88	638								
1.9 DCi (96 kW)	2005.05- 2007.07		R	F	Hatchback Engine F9Q803/F9Q816	250400	Drive Shaft		25	39	53	88	932								
	2005.05- 2007.07	MT	L	F	Hatchback Engine F9Q803/F9Q816	299201	Drive Shaft		25	39	53	88	638								
2.0 (169 kW)	2006.08-	MT	R	F	Hatchback Engine F4R774	250400	Drive Shaft		25	39	53	88	932								
2.0 16V (99 kW)	2002.11-	6MT	R	F	Hatchback Engine F4R770	250447	Drive Shaft		23	39	49	86.5	930								
	2002.11-	6MT	L	F	Hatchback Engine F4R770	250441	Drive Shaft		23	39	49	86.5	636								
2.0 16V Turbo (120 kW)	2004.02- 2007.07		R	F	Hatchback Engine F4R776	250400	Drive Shaft		25	39	53	88	932								
	2004.02- 2007.07			F	Hatchback Engine F4R776	899213	Outer Joint		25	33	53	88	61.5	I							
	2004.02- 2007.07	MT	L	F	Hatchback Engine F4R776	299201	Drive Shaft		25	39	53	88	638								
2.0 DCi (110 kW)	2006.06- 2007.07		L	F	Hatchback Engine M9R700/M9R722	250444	Drive Shaft		27	39	56.5	90.5	626								
MEGANE II (KM0/1_)																					
1.9 DCi (81 kW)	2005.05-		R	F	Estate Engine F9Q804/F9Q818	250400	Drive Shaft		25	39	53	88	932								
	2005.05-			F	Estate Engine F9Q804/F9Q818	899213	Outer Joint		25	33	53	88	61.5	I							
	2005.05-	MT	L	F	Estate Engine F9Q804/F9Q818	299201	Drive Shaft		25	39	53	88	638								
1.9 DCi (88 kW)	2003.08-		R	F	Estate Engine F9Q800	250400	Drive Shaft		25	39	53	88	932								
	2003.08-	MT	L	F	Estate Engine F9Q800	299201	Drive Shaft		25	39	53	88	638								
1.9 DCi (96 kW)	2005.05- 2007.07		R	F	Estate Engine F9Q803/F9Q804	250400	Drive Shaft		25	39	53	88	932								
	2005.05- 2007.07	MT	L	F	Estate Engine F9Q803/F9Q804	299201	Drive Shaft		25	39	53	88	638								
2.0 (99 kW)	2003.08-	6MT	R	F	Estate Engine F4R770/F4R771	250447	Drive Shaft		23	39	49	86.5	930								
2.0 DCi (110 kW)	2006.06- 2007.07		L	F	Estate Engine M9R700/M9R722	250444	Drive Shaft		27	39	56.5	90.5	626								
MEGANE II (LM0/1_)																					
1.4 (60 kW)	2003.09-		L	F	Saloon Engine K4J732	250405	Drive Shaft		23	26	49	86	674								
	2003.09-			F	Saloon Engine K4J732	899085	Outer Joint		23	30	49	86	59	I							
	2003.09-	5MT	R	F	Saloon Engine K4J732	299071	Drive Shaft		23	26	49	86	911								
1.4 (72 kW)	2003.09-		L	F	Saloon Engine K4J730/K4J740	250494	Drive Shaft		25	26	52.6	88	664								
	2003.09-		L	F	Saloon Engine K4J730/K4J740	250405	Drive Shaft		23	26	49	86	674								
	2003.09-		L	F	Saloon Engine K4J730/K4J740	299070	Drive Shaft		23	26	49	86	675								
	2003.09-		R	F	Saloon Engine K4J730/K4J740	250442	Drive Shaft		25	26	52.6	88	911								
	2003.09-			F	Saloon Engine K4J730/K4J740	899085	Outer Joint		23	30	49	86	59	I							
	2003.09-	5MT	R	F	Saloon Engine K4J730/K4J740	299071	Drive Shaft		23	26	49	86	911								
	2003.09-		L	F	Saloon Engine K9K722	250405	Drive Shaft		23	26	49	86	674								
1.5 DCi (60 kW)	2003.09-		R	F	Saloon Engine K9K722	250348	Drive Shaft		25	26	53	88	905								
	2003.09-		L	F	Saloon Engine K9K722	250402	Drive Shaft		25	26	53	88	660								
	2003.09-			F	Saloon Engine K9K722	899085	Outer Joint		23	30	49	86	59	I							
	2003.09-		L	F	Saloon Engine K9K722	299070	Drive Shaft		23	26	49	86	675								
	2003.09-			F	Saloon Engine K9K722	899085	Outer Joint		23	30	49	86	59	I							
	2003.09-	5MT	R	F	Saloon Engine K9K722	299071	Drive Shaft		23	26	49	86	911								
1.5 DCi (63 kW)	2005.02- 2006.04		L	F	Saloon Engine K9K724	250405	Drive Shaft		23	26	49	86	674								
	2005.02- 2006.04		L	F	Saloon Engine K9K724	299070	Drive Shaft		23	26	49	86	675								
	2005.02- 2006.04			F	Saloon Engine K9K724	899085	Outer Joint		23	30	49	86	59	I							
	2005.02- 2006.04	5MT	R	F	Saloon Engine K9K724	299071	Drive Shaft		23	26	49	86	911								





	 YEAR	TRANSM	L/R	F/R	REMARKS	GSP Ref.	 PRODUCT	 ABS	Technical Specifications									
									A	B	C	H	L	P				
RENAULT MEGANE II (LM0/1_)																		
1.5 DCi (74 kW)	2003.11- 2005.11	MT	L	F	Saloon Engine K9K728/K9K729	250516	Drive Shaft		23	26	49	86	674					
	2003.11- 2005.11	MT	L	F	Saloon Engine K9K728/K9K729	250405	Drive Shaft		23	26	49	86	674					
	2003.11- 2005.11	MT	R	F	Saloon Engine K9K728/K9K729	299188	Drive Shaft		23	26	49	86	916					
	2003.11- 2005.11			F	Saloon Engine K9K728/K9K729	899085	Outer Joint		23	30	49	86	59	I				
	2003.11- 2005.11	MT	R	F	Saloon Engine K9K728/K9K729	299071	Drive Shaft		23	26	49	86	911					
1.5 DCi (76 kW)	2007.01-		L	F	Saloon Engine K9K734	250516	Drive Shaft		23	26	49	86	674					
	2007.01-		R	F	Saloon Engine K9K734	299188	Drive Shaft		23	26	49	86	916					
1.5 DCi (78 kW)	2005.02- 2006.02		L	F	Saloon Engine K9K732	250516	Drive Shaft		23	26	49	86	674					
	2005.02- 2006.02		R	F	Saloon Engine K9K732	250348	Drive Shaft		25	26	53	88	905					
	2005.02- 2006.02		L	F	Saloon Engine K9K732	250402	Drive Shaft		25	26	53	88	660					
	2005.02- 2006.02			F	Saloon Engine K9K732	899085	Outer Joint		23	30	49	86	59	I				
1.6 (83 kW)	2003.09-	MT	L	F	Saloon Engine K4M760/K4M761	299070	Drive Shaft		23	26	49	86	675					
	2003.09-	MT	R	F	Saloon Engine K4M760/K4M761	299071	Drive Shaft		23	26	49	86	911					
	2003.09-		L	F	Saloon Engine K4M760/K4M761	250494	Drive Shaft		25	26	52.6	88	664					
	2003.09-		L	F	Saloon Engine K4M760/K4M761	299070	Drive Shaft		23	26	49	86	675					
	2003.09-		R	F	Saloon Engine K4M760/K4M761	250442	Drive Shaft		25	26	52.6	88	911					
	2003.09-			F	Saloon Engine K4M760/K4M761	899085	Outer Joint		23	30	49	86	59	I				
1.6 16V (82 kW)	2006.01-	MT	R	F	Saloon Engine K4M812/K4M813/K4MD812	299071	Drive Shaft		23	26	49	86	911					
	2006.01-	MT	L	F	Saloon Engine K4M812/K4M813/K4MD812	299070	Drive Shaft		23	26	49	86	675					
	2006.01-			F	Saloon Engine K4M812/K4M813/K4MD812	899085	Outer Joint		23	30	49	86	59	I				
	2006.01-	AT	R	F	Saloon Engine K4M812/K4M813/K4MD812	250440	Drive Shaft		23	23	49	86	804					
1.9 DCi (68 kW)	2004.03-		R	F	Saloon Engine F9Q808	250400	Drive Shaft		25	39	53	88	932					
	2004.03-	MT	L	F	Saloon Engine F9Q808	299201	Drive Shaft		25	39	53	88	638					
1.9 DCi (81 kW)	2005.05-		R	F	Saloon Engine F9Q803/F9Q804/F9Q816/F9Q818	250400	Drive Shaft		25	39	53	88	932					
	2005.05-			F	Saloon Engine F9Q803/F9Q804/F9Q816/F9Q818	899213	Outer Joint		25	33	53	88	61.5	I				
	2005.05-	MT	L	F	Saloon Engine F9Q803/F9Q804/F9Q816/F9Q818	299201	Drive Shaft		25	39	53	88	638					
1.9 DCi (88 kW)	2003.09-		R	F	Saloon Engine F9Q800	250400	Drive Shaft		25	39	53	88	932					
	2003.09-	MT	L	F	Saloon Engine F9Q800	299201	Drive Shaft		25	39	53	88	638					
1.9 DCi (96 kW)	2005.05- 2007.04		R	F	Saloon Engine F9Q803	250400	Drive Shaft		25	39	53	88	932					
	2005.05- 2007.04	MT	L	F	Saloon Engine F9Q803	299201	Drive Shaft		25	39	53	88	638					
2.0 (99 kW)	2003.09-	6MT	R	F	Saloon Engine F4R770/F4R771	250447	Drive Shaft		23	39	49	86.5	930					
	2003.09-	6MT	L	F	Saloon Engine F4R770/F4R771	250441	Drive Shaft		23	39	49	86.5	636					
2.0 DCi (110 kW)	2006.06- 2007.04		L	F	Saloon Engine M9R700/M9R722	250444	Drive Shaft		27	39	56.5	90.5	626					
MEGANE II COUPE-CABRIOLE II (EM0/1_)																		
1.5 DCi (76 kW)	2007.01-		R	F	Convertible Engine K9K734	250348	Drive Shaft		25	26	53	88	905					
	2007.01-		L	F	Convertible Engine K9K734	250402	Drive Shaft		25	26	53	88	660					
1.5 DCi (78 kW)	2006.01- 2007.08		R	F	Convertible Engine K9K732	250348	Drive Shaft		25	26	53	88	905					
	2006.01- 2007.08		L	F	Convertible Engine K9K732	250402	Drive Shaft		25	26	53	88	660					
	2006.01- 2007.08			F	Convertible Engine K9K732	899085	Outer Joint		23	30	49	86	59	I				
1.6 (83 kW)	2003.09-	MT	L	F	Convertible Engine K4M760/K4M761	299070	Drive Shaft		23	26	49	86	675					
	2003.09-	MT	R	F	Convertible Engine K4M760/K4M761	299071	Drive Shaft		23	26	49	86	911					
	2003.09-		L	F	Convertible Engine K4M760/K4M761	299070	Drive Shaft		23	26	49	86	675					
	2003.09-		R	F	Convertible Engine K4M760/K4M761	250440	Drive Shaft		23	23	49	86	804					
	2003.09-			F	Convertible Engine K4M760/K4M761	899085	Outer Joint		23	30	49	86	59	I				
1.6 16V (82 kW)	2006.01-	MT	L	F	Convertible Engine K4M760/K4M761/K4M812/K4M813/K4MC813/K4MD812	299070	Drive Shaft		23	26	49	86	675					
	2006.01-	MT	R	F	Convertible Engine K4M760/K4M761/K4M812/K4M813/K4MC813/K4MD812	299071	Drive Shaft		23	26	49	86	911					
	2006.01-		L	F	Convertible Engine K4M760/K4M761/K4M812/K4M813/K4MC813/K4MD812	299070	Drive Shaft		23	26	49	86	675					
	2006.01-		R	F	Convertible Engine K4M760/K4M761/K4M812/K4M813/K4MC813/K4MD812	250440	Drive Shaft		23	23	49	86	804					
	2006.01-			F	Convertible Engine K4M760/K4M761/K4M812/K4M813/K4MC813/K4MD812	899085	Outer Joint		23	30	49	86	59	I				
1.9 DCi (81 kW)	2005.05-		R	F	Convertible Engine F9Q804/F9Q816/F9Q818	250400	Drive Shaft		25	39	53	88	932					
	2005.05-			F	Convertible Engine F9Q804/F9Q816/F9Q818	899213	Outer Joint		25	33	53	88	61.5	I				
	2005.05-	MT	L	F	Convertible Engine F9Q804/F9Q816/F9Q818	299201	Drive Shaft		25	39	53	88	638					
1.9 DCi (88 kW)	2003.09-		R	F	Convertible Engine F9Q800	250400	Drive Shaft		25	39	53	88	932					
	2003.09-	MT	L	F	Convertible Engine F9Q800	299201	Drive Shaft		25	39	53	88	638					
1.9 DCi (96 kW)	2005.05- 2007.08		R	F	Convertible Engine F9Q803	250400	Drive Shaft		25	39	53	88	932					
2.0 (99 kW)	2003.09-	6MT	R	F	Convertible Engine F4R770/F4R771	250447	Drive Shaft		23	39	49	86.5	930					
	2003.09-			F	Convertible Engine F4R776	899213	Outer Joint		25	33	53	88	61.5	I				
2.0 16V Turbo (120 kW)	2004.08- 2007.08		R	F	Convertible Engine F4R776	250400	Drive Shaft		25	39	53	88	932					
	2004.08- 2007.08	MT	L	F	Convertible Engine F4R776	299201	Drive Shaft		25	39	53	88	638					
2.0 DCi (110 kW)	2006.06- 2007.08		L	F	Convertible Engine M9R700/M9R722	250444	Drive Shaft		27	39	56.5	90.5	626					





	 YEAR	TRANSM	L/R	F/R	REMARKS	GSP Ref.	 PRODUCT	 ABS	Technical Specifications					
									A	B	C	H	L	P
RENAULT														
MEGANE II SPORT TOURER (KM0/1_)														
1.4 (72 kW)	2003.08-		L	F	Estate Engine K4J730/K4J740	250494	Drive Shaft		25	26	52.6	88	664	
	2003.08-		L	F	Estate Engine K4J730/K4J740	250405	Drive Shaft		23	26	49	86	674	
	2003.08-		L	F	Estate Engine K4J730/K4J740	299070	Drive Shaft		23	26	49	86	675	
	2003.08-			F	Estate Engine K4J730/K4J740	250442	Drive Shaft		25	26	52.6	88	911	
	2003.08-			F	Estate Engine K4J730/K4J740	899085	Outer Joint		23	30	49	86	59	I
	2003.08-	5MT	R	F	Estate Engine K4J730/K4J740	299071	Drive Shaft		23	26	49	86	911	
1.5 DCi (60 kW)	2003.08-		L	F	Estate Engine K9K722	250405	Drive Shaft		23	26	49	86	674	
	2003.08-		R	F	Estate Engine K9K722	250348	Drive Shaft		25	26	53	88	905	
	2003.08-		L	F	Estate Engine K9K722	250402	Drive Shaft		25	26	53	88	660	
	2003.08-		L	F	Estate Engine K9K722	299070	Drive Shaft		23	26	49	86	675	
	2003.08-			F	Estate Engine K9K722	899085	Outer Joint		23	30	49	86	59	I
	2003.08-	5MT	R	F	Estate Engine K9K722	299071	Drive Shaft		23	26	49	86	911	
1.5 DCi (63 kW)	2005.02- 2006.02		L	F	Estate Engine K9K724	250405	Drive Shaft		23	26	49	86	674	
	2005.02- 2006.02		L	F	Estate Engine K9K724	299070	Drive Shaft		23	26	49	86	675	
	2005.02- 2006.02			F	Estate Engine K9K724	899085	Outer Joint		23	30	49	86	59	I
	2005.02- 2006.02	5MT	R	F	Estate Engine K9K724	299071	Drive Shaft		23	26	49	86	911	
1.5 DCi (74 kW)	2003.11- 2005.11		L	F	Estate Engine K9K728/K9K729	250516	Drive Shaft		23	26	49	86	674	
	2003.11- 2005.11		R	F	Estate Engine K9K728/K9K729	299188	Drive Shaft		23	26	49	86	916	
	2003.11- 2005.11			F	Estate Engine K9K728/K9K729	899085	Outer Joint		23	30	49	86	59	I
1.5 DCi (76 kW)	2007.01-		L	F	Estate Engine K9K728	250516	Drive Shaft		23	26	49	86	674	
	2007.01-		R	F	Estate Engine K9K728	299188	Drive Shaft		23	26	49	86	916	
1.5 DCi (78 kW)	2005.02- 2007.07		L	F	Estate Engine K9K732/K9K734	250516	Drive Shaft		23	26	49	86	674	
	2005.02- 2007.07		R	F	Estate Engine K9K732/K9K734	250348	Drive Shaft		25	26	53	88	905	
	2005.02- 2007.07		L	F	Estate Engine K9K732/K9K734	250402	Drive Shaft		25	26	53	88	660	
	2005.02- 2007.07			F	Estate Engine K9K732/K9K734	899085	Outer Joint		23	30	49	86	59	I
1.6 (83 kW)	2003.08-	MT	R	F	Estate Engine K4M760/K4M761	299071	Drive Shaft		23	26	49	86	911	
	2003.08-		L	F	Estate Engine K4M760/K4M761	250494	Drive Shaft		25	26	52.6	88	664	
	2003.08-		L	F	Estate Engine K4M760/K4M761	299070	Drive Shaft		23	26	49	86	675	
	2003.08-		R	F	Estate Engine K4M760/K4M761	250442	Drive Shaft		25	26	52.6	88	911	
	2003.08-			F	Estate Engine K4M760/K4M761	899085	Outer Joint		23	30	49	86	59	I
	2003.08-	AT	R	F	Estate Engine K4M760/K4M761	250440	Drive Shaft		23	23	49	86	804	
	2003.08-	MT	L	F	Estate Engine K4M760/K4M761	299070	Drive Shaft		23	26	49	86	675	
1.6 16V (82 kW)	2006.01-	MT	L	F	Estate Engine K4M760/K4M761/K4M812/K4M813/K4MD812	299070	Drive Shaft		23	26	49	86	675	
	2006.01-	MT	R	F	Estate Engine K4M760/K4M761/K4M812/K4M813/K4MD812	299071	Drive Shaft		23	26	49	86	911	
	2006.01-		L	F	Estate Engine K4M760/K4M761/K4M812/K4M813/K4MD812	299070	Drive Shaft		23	26	49	86	675	
	2006.01-			F	Estate Engine K4M760/K4M761/K4M812/K4M813/K4MD812	899085	Outer Joint		23	30	49	86	59	I
1.6 16V Hi-Flex (77 kW)	2008.02-		L	F	Estate Engine K4M762	299070	Drive Shaft		23	26	49	86	675	
1.9 DCi (68 kW)	2004.03-		R	F	Estate Engine F9Q808	250400	Drive Shaft		25	39	53	88	932	
	2004.03-	MT	L	F	Estate Engine F9Q808	299201	Drive Shaft		25	39	53	88	638	
MEGANE SCENIC (JA0/1_)														
1.4 i (55 kW)	1997.01- 1999.09	MT	R	F	MPV Engine E7J764	250038	Drive Shaft	44T	21	23	52.2	85.5	752	
	1997.01- 1999.09	MT	R	F	MPV Engine E7J764	250316	Drive Shaft		21	23	57	84	741	
	1997.01- 1999.09	MT	L	F	MPV Engine E7J764	250009	Drive Shaft	44T	21	29.95	57	84.5	645.7	
	1997.01- 1999.09			F	MPV Engine E7J764	850043	Outer Joint	44T	21	22	51.5	83	56.5	I
	1997.01- 1999.09	MT	L	F	MPV Engine E7J764	250055	Drive Shaft		21	29.95	50	84	650	
1.6 16V (79 kW)	1998.04- 1999.10	MT	L	F	MPV Engine K4M700/K4M701/K4M704/K4M708	250160	Drive Shaft	44T	23	29.95	57	87	656.5	
	1998.04- 1999.10	AT		F	MPV Engine K4M700/K4M701/K4M704/K4M708	850069	Outer Joint	44T	23	30	57.5	86.5	58.5	I
	1998.04- 1999.10	MT		F	MPV Engine K4M700/K4M701/K4M704/K4M708	850114	Outer Joint	44T	23	35	57.5	87	71	I
	1998.04- 1999.10		R	F	MPV Engine K4M700/K4M701/K4M704/K4M708	250325	Drive Shaft	44T	23	23	56.3	85	744	
1.6 e (66 kW)	1996.10- 1999.10	MT	R	F	MPV Engine K7M702/K7M703	250038	Drive Shaft	44T	21	23	52.2	85.5	752	
	1996.10- 1999.10	MT	R	F	MPV Engine K7M702/K7M703	250316	Drive Shaft		21	23	57	84	741	
	1996.10- 1999.10	MT	L	F	MPV Engine K7M702/K7M703	250009	Drive Shaft	44T	21	29.95	57	84.5	645.7	
	1996.10- 1999.10			F	MPV Engine K7M702/K7M703	850043	Outer Joint	44T	21	22	51.5	83	56.5	I
	1996.10- 1999.10	MT	L	F	MPV Engine K7M702/K7M703	250055	Drive Shaft		21	29.95	50	84	650	
1.6 i (55 kW)	1997.01- 1999.09	MT	R	F	MPV Engine K7M720	250038	Drive Shaft	44T	21	23	52.2	85.5	752	
	1997.01- 1999.09	MT	R	F	MPV Engine K7M720	250316	Drive Shaft		21	23	57	84	741	
	1997.01- 1999.09	MT	L	F	MPV Engine K7M720	250009	Drive Shaft	44T	21	29.95	57	84.5	645.7	
	1997.01- 1999.09			F	MPV Engine K7M720	850043	Outer Joint	44T	21	22	51.5	83	56.5	I
	1997.01- 1999.09	MT	L	F	MPV Engine K7M720	250055	Drive Shaft		21	29.95	50	84	650	
1.9 D (47 kW)	1997.03- 1999.09	MT	L	F	MPV Engine F8Q790	250131	Drive Shaft	44T	23	29.95	56.2	83.5	658.5	
	1997.03- 1999.09	MT	R	F	MPV Engine F8Q790	250199	Drive Shaft	44T	23	23	57.5	83.5	748	
	1997.03- 1999.09			F	MPV Engine F8Q790	850043	Outer Joint	44T	21	22	51.5	83	56.5	I





	 YEAR	TRANSM	L/R	F/R	REMARKS	GSP Ref.	 PRODUCT	 ABS	Technical Specifications							
									A	B	C	H	L	P		
RENAULT MEGANE SCENIC (JA0/1_)																
1.9 D (47 kW)	1997.03- 1999.09	MT	L	F	MPV Engine F8Q790	250130	Drive Shaft		23	29.95	56.2	83.5	658.5			
	1997.03- 1999.09	MT	R	F	MPV Engine F8Q790	250252	Drive Shaft		23	23	57.5	83.5	748			
1.9 DT (66 kW)	1997.01- 1999.09	MT	R	F	MPV Engine F8Q784/F8Q786	250320	Drive Shaft	44T	23	23	56.8	84	755			
	1997.01- 1999.09	MT	R	F	MPV Engine F8Q784/F8Q786	250247	Drive Shaft		23	23	56.8	84	750.5			
	1997.01- 1999.09	MT	L	F	MPV Engine F8Q784/F8Q786	250029	Drive Shaft	44T	23	29.95	56.8	84	654			
	1997.01- 1999.09			F	MPV Engine F8Q784/F8Q786	850043	Outer Joint	44T	21	22	51.5	83	56.5	I		
1.9 DTi (72 kW)	1997.04- 1999.09	MT	R	F	MPV Engine F9Q730/F9Q734	250320	Drive Shaft	44T	23	23	56.8	84	755			
	1997.04- 1999.09	MT	R	F	MPV Engine F9Q730/F9Q734	250247	Drive Shaft		23	23	56.8	84	750.5			
	1997.04- 1999.09	MT	L	F	MPV Engine F9Q730/F9Q734	250029	Drive Shaft	44T	23	29.95	56.8	84	654			
	1997.04- 1999.09			F	MPV Engine F9Q730/F9Q734	850005	Outer Joint	44T	23	25	56.3	84	61.5	O		
	1997.04- 1999.09	MT	L	F	MPV Engine F9Q730/F9Q734	250028	Drive Shaft		23	29.95	56.8	84	654			
2.0 i (80 kW)	1999.01- 1999.09	MT	L	F	MPV Engine F3R796	250131	Drive Shaft	44T	23	29.95	56.2	83.5	658.5			
	1999.01- 1999.09	MT	R	F	MPV Engine F3R796	250199	Drive Shaft	44T	23	23	57.5	83.5	748			
	1999.01- 1999.09			F	MPV Engine F3R796	850114	Outer Joint	44T	23	35	57.5	87	71	I		
	1999.01- 1999.09	MT	L	F	MPV Engine F3R796	250130	Drive Shaft		23	29.95	56.2	83.5	658.5			
	1999.01- 1999.09	MT	R	F	MPV Engine F3R796	250252	Drive Shaft		23	23	57.5	83.5	748			
2.0 i (84 kW)	1997.01- 1999.09	MT	L	F	MPV Engine F3R750/F3R751	250131	Drive Shaft	44T	23	29.95	56.2	83.5	658.5			
	1997.01- 1999.09	MT	R	F	MPV Engine F3R750/F3R751	250199	Drive Shaft	44T	23	23	57.5	83.5	748			
	1997.01- 1999.09			F	MPV Engine F3R750/F3R751	850114	Outer Joint	44T	23	35	57.5	87	71	I		
	1997.01- 1999.09	MT	L	F	MPV Engine F3R750/F3R751	250130	Drive Shaft		23	29.95	56.2	83.5	658.5			
1997.01- 1999.09	MT	R	F	MPV Engine F3R750/F3R751	250252	Drive Shaft		23	23	57.5	83.5	748				
MODUS / GRAND MODUS (F/JP0_)																
1.2 (48 kW)	2005.05-			F	Hatchback Engine D4F740	850112	Outer Joint		23	28	49	83.5	54.5	I		
	2005.05-		L	F	Hatchback Engine D4F740	250369	Drive Shaft		23	26	49	83.5	651			
	2005.05-		R	F	Hatchback Engine D4F740	250372	Drive Shaft		23	26	49	83.5	890			
1.2 (55 kW)	2004.12-			F	Hatchback Engine D4F740	850112	Outer Joint		23	28	49	83.5	54.5	I		
	2004.12-		L	F	Hatchback Engine D4F740	250369	Drive Shaft		23	26	49	83.5	651			
	2004.12-		R	F	Hatchback Engine D4F740	250372	Drive Shaft		23	26	49	83.5	890			
1.2 (58 kW)	2004.12-	5MT		F	Hatchback Engine D4F764	850112	Outer Joint		23	28	49	83.5	54.5	I		
	2004.12-		L	F	Hatchback Engine D4F764	250369	Drive Shaft		23	26	49	83.5	651			
	2004.12-		R	F	Hatchback Engine D4F764	250372	Drive Shaft		23	26	49	83.5	890			
	2004.12-	6MT		F	Hatchback Engine D4F764	850143	Outer Joint		25	32	52.8	85.5	62.5	I		
1.2 16V (74 kW)	2007.04-		L	F	Hatchback Engine D4F784	250369	Drive Shaft		23	26	49	83.5	651			
	2007.04-		R	F	Hatchback Engine D4F784	250372	Drive Shaft		23	26	49	83.5	890			
1.2 16V Hi-Flex (55 kW)	2008.10-		F	Hatchback Engine D4F740	850112	Outer Joint		23	28	49	83.5	54.5	I			
1.4 (72 kW)	2004.12-			F	Hatchback Engine K4J770	850112	Outer Joint		23	28	49	83.5	54.5	I		
	2004.12-		R	F	Hatchback Engine K4J770	250354	Drive Shaft		23	26	49	86	897			
	2004.12-			F	Hatchback Engine K4J770	850092	Outer Joint		23	29	49	86	57	I		
1.5 DCi (48 kW)	2004.12-		R	F	Hatchback Engine K9K752	250354	Drive Shaft		23	26	49	86	897			
	2004.12-		L	F	Hatchback Engine K9K752	250353	Drive Shaft		23	26	49	86	649			
1.5 DCi (50 kW)	2004.12-		R	F	Hatchback Engine K9K762/K9K768	250354	Drive Shaft		23	26	49	86	897			
	2004.12-			F	Hatchback Engine K9K762/K9K768	899085	Outer Joint		23	30	49	86	59	I		
	2004.12-			F	Hatchback Engine K9K762/K9K768	850092	Outer Joint		23	29	49	86	57	I		
1.5 DCi (60 kW)	2004.09-		F	Hatchback Engine K9K750	850092	Outer Joint		23	29	49	86	57	I			
1.5 DCi (63 kW)	2004.12-		R	F	Hatchback Engine K9K760/K9K766	250354	Drive Shaft		23	26	49	86	897			
	2004.12-		L	F	Hatchback Engine K9K760/K9K766	250353	Drive Shaft		23	26	49	86	649			
	2004.12-			F	Hatchback Engine K9K760/K9K766	850092	Outer Joint		23	29	49	86	57	I		
1.5 DCi (76 kW)	2007.05-		R	F	Hatchback Engine K9K772	250354	Drive Shaft		23	26	49	86	897			
	2007.05-		L	F	Hatchback Engine K9K772	250353	Drive Shaft		23	26	49	86	649			
	2007.05-			F	Hatchback Engine K9K772	850143	Outer Joint		25	32	52.8	85.5	62.5	I		
1.5 DCi (78 kW)	2005.04- 2007.07		R	F	Hatchback Engine K9K764	250354	Drive Shaft		23	26	49	86	897			
	2005.04- 2007.07		L	F	Hatchback Engine K9K764	250353	Drive Shaft		23	26	49	86	649			
	2005.04- 2007.07			F	Hatchback Engine K9K764	850143	Outer Joint		25	32	52.8	85.5	62.5	I		
1.6 (65 kW)	2004.12-		R	F	Hatchback Engine K4M794	250443	Drive Shaft		23	23	49	86	789			
	2004.12-			F	Hatchback Engine K4M794	899085	Outer Joint		23	30	49	86	59	I		
1.6 (82 kW)	2004.12-		R	F	Hatchback Engine K4M790/K4M791/K4M800/K4M801	250443	Drive Shaft		23	23	49	86	789			
	2004.12-		L	F	Hatchback Engine K4M790/K4M791/K4M800/K4M801	250353	Drive Shaft		23	26	49	86	649			
	2004.12-	5MT		F	Hatchback Engine K4M790/K4M791/K4M800/K4M801	899085	Outer Joint		23	30	49	86	59	I		
R12 TL																
1.5	1993.11-				ARGENTINA (5V)	850009	Outer Joint		20	30	48	107	57.5	I		
1.6	1993.11-				ARGENTINA (5V)	850009	Outer Joint		20	30	48	107	57.5	I		





	 YEAR	TRANSM	L/R	F/R	REMARKS	GSP Ref.	 PRODUCT	 ABS	Technical Specifications									
									A	B	C	H	L	P				
RENAULT																		
RODEO 5																		
1.1 (35 kW)	1981.11- 1987.12	MT	L/R	F	Convertible Engine 688712	250005	Drive Shaft		23	22	36.3	90.5	661.5					
RODEO 6																		
1.1 (35 kW)	1973.08- 1981.11	MT	L/R	F	Convertible Engine 688.10	250005	Drive Shaft		23	22	36.3	90.5	661.5					
SAFRANE																		
2.5 TD	1993.03- 1996.07				BV PK1	650025	Inner Joint		39	25	30	450.5	76.1					
SAFRANE (B54_)																		
2.0 12V (97 kW)	1992.04- 1996.07		R	F	Hatchback Engine J7R734/J7R735	250175	Drive Shaft		23	37.1	56.2	83.5	540					
	1992.04- 1996.07		L	F	Hatchback Engine J7R734/J7R735	250008	Drive Shaft	30T	23	37.1	56.2	83.5	597.5					
	1992.04- 1996.07		R	F	Hatchback Engine J7R734/J7R735	250105	Drive Shaft	30T	23	37.1	56.2	83.5	540					
2.1 DT (65 kW)	1993.11- 1996.07		R	F	Hatchback Engine J8S760	250175	Drive Shaft		23	37.1	56.2	83.5	540					
	1993.11- 1996.07		L	F	Hatchback Engine J8S760	250008	Drive Shaft	30T	23	37.1	56.2	83.5	597.5					
	1993.11- 1996.07		R	F	Hatchback Engine J8S760	250105	Drive Shaft	30T	23	37.1	56.2	83.5	540					
	1993.11- 1996.07			F	Hatchback Engine J8S760	850026	Outer Joint		23	25	56.2	83.5	58	O				
	1993.11- 1996.07			F	Hatchback Engine J8S760	850045	Outer Joint	30T	23	25	56.2	83.5	58	O				
2.2 (101 kW)	1992.04- 1996.07		R	F	Hatchback Engine J7T760/J7T761	250175	Drive Shaft		23	37.1	56.2	83.5	540					
	1992.04- 1996.07		L	F	Hatchback Engine J7T760/J7T761	250008	Drive Shaft	30T	23	37.1	56.2	83.5	597.5					
	1992.04- 1996.07		R	F	Hatchback Engine J7T760/J7T761	250105	Drive Shaft	30T	23	37.1	56.2	83.5	540					
	1992.04- 1996.07			F	Hatchback Engine J7T760/J7T761	850026	Outer Joint		23	25	56.2	83.5	58	O				
	1992.04- 1996.07			F	Hatchback Engine J7T760/J7T761	850045	Outer Joint	30T	23	25	56.2	83.5	58	O				
2.2 (79 kW)	1992.04- 1996.07		R	F	Hatchback Engine J7T762	250175	Drive Shaft		23	37.1	56.2	83.5	540					
	1992.04- 1996.07		L	F	Hatchback Engine J7T762	250008	Drive Shaft	30T	23	37.1	56.2	83.5	597.5					
	1992.04- 1996.07		R	F	Hatchback Engine J7T762	250105	Drive Shaft	30T	23	37.1	56.2	83.5	540					
	1992.04- 1996.07			F	Hatchback Engine J7T762	850026	Outer Joint		23	25	56.2	83.5	58	O				
	1992.04- 1996.07			F	Hatchback Engine J7T762	850045	Outer Joint	30T	23	25	56.2	83.5	58	O				
2.5 DT (83 kW)	1992.12- 1996.07	AT	R	F	Hatchback Engine S8U762/S8U763	250171	Drive Shaft	30T	23	39	56.2	83.5	1001					
	1992.12- 1996.07			F	Hatchback Engine S8U762/S8U763	850026	Outer Joint		23	25	56.2	83.5	58	O				
	1992.12- 1996.07			F	Hatchback Engine S8U762/S8U763	850045	Outer Joint	30T	23	25	56.2	83.5	58	O				
SAFRANE II (B54_)																		
2.0 16V (100 kW)	1996.07- 2000.12	MT	L	F	Hatchback Engine N7Q710/N7Q711	250271	Drive Shaft	30T	23	26	64	84.5	670					
	1996.07- 2000.12	MT	R	F	Hatchback Engine N7Q710/N7Q711	250099	Drive Shaft	30T	23	26	64	84.5	929					
	1996.07- 2000.12	MT		F	Hatchback Engine N7Q710/N7Q711	850056	Outer Joint	30T	23	27	64	84.5	68	I				
2.2 DT (83 kW)	1996.07- 2000.12	MT	L	F	Hatchback Engine G8T740	250295	Drive Shaft	30T	23	37.1	64	84.5	598					
	1996.07- 2000.12	MT	R	F	Hatchback Engine G8T740	250296	Drive Shaft	30T	23	39	64	84.5	985					
	1996.07- 2000.12	MT		F	Hatchback Engine G8T740	850056	Outer Joint	30T	23	27	64	84.5	68	I				
2.5 20V (121 kW)	1996.07- 2000.12	MT	L	F	Hatchback Engine N7U700/N7U701	250100	Drive Shaft	30T	23	26	64	84.5	594					
	1996.07- 2000.12	MT	R	F	Hatchback Engine N7U700/N7U701	250074	Drive Shaft	30T	23	26	64	84.5	1020					
	1996.07- 2000.12	MT		F	Hatchback Engine N7U700/N7U701	850056	Outer Joint	30T	23	27	64	84.5	68	I				
SCENIC																		
1.6 16V	2001.01- 2006.12	MT				899206	Outer Joint		23	21	56.2	83.5	57	M				
	2001.01- 2006.12	MT				850087	Outer Joint	44T	23	21	56.2	83.5	57	M				
2.0 16V	2001.01- 2006.12	MT				844064	Outer Joint		23	25	57	83.5	58	O				
	2001.01- 2006.12	MT				850086	Outer Joint	44T	23	25	57	83.5	58	O				
SCENIC / J64																		
-	2002-	AT				850053	Outer Joint		23	23	57	83	61	M				
	2002-	MT				850053	Outer Joint		23	23	57	83	61	M				
SCENIC I																		
1.9 TD/1.9 TDi	1997.05- 1999.04	MT	L	F		250089	Drive Shaft	44T	23	29.95	56.2	83.5	653					
	1997.05- 1999.04	MT	R	F		250091	Drive Shaft	44T	23	23	56.2	83.5	744					
2.0 8V	1997.05- 1998.06	MT	L	F		250089	Drive Shaft	44T	23	29.95	56.2	83.5	653					
	1997.05- 1998.06	MT	R	F		250091	Drive Shaft	44T	23	23	56.2	83.5	744					
SCENIC I (JA0/1_)																		
1.4 16V (70 kW)	1999.09- 2003.08	MT	R	F	MPV Engine K4J714/K4J750	250038	Drive Shaft	44T	21	23	52.2	85.5	752					
	1999.09- 2003.08	MT	R	F	MPV Engine K4J714/K4J750	250316	Drive Shaft		21	23	57	84	741					
	1999.09- 2003.08	MT	L	F	MPV Engine K4J714/K4J750	250009	Drive Shaft	44T	21	29.95	57	84.5	645.7					
	1999.09- 2003.08	MT	L	F	MPV Engine K4J714/K4J750	250055	Drive Shaft		21	29.95	50	84	650					
1.6 (75 kW)	2001.03- 2003.08	AT	F	MPV Engine K4M708/K4M709	850069	Outer Joint	44T	23	30	57.5	86.5	58.5	I					
	2001.03- 2003.08	MT	F	MPV Engine K4M708/K4M709	850114	Outer Joint	44T	23	35	57.5	87	71	I					
1.8 16V (85 kW)	2001.01- 2003.08		L	F	MPV Engine F4P720/F4P722	250160	Drive Shaft	44T	23	29.95	57	87	656.5					
	2001.01- 2003.08		R	F	MPV Engine F4P720/F4P722	250313	Drive Shaft	44T	23	23	57.5	86.5	750					
	2001.01- 2003.08			F	MPV Engine F4P720/F4P722	850114	Outer Joint	44T	23	35	57.5	87	71	I				
1.8 4x4 (85 kW)	2000.07- 2001.04				All-wheel Drive MPV Engine F4P722	850114	Outer Joint	44T	23	35	57.5	87	71	I				





	 YEAR	TRANSM	L/R	F/R	REMARKS	GSP Ref.	 PRODUCT	 ABS	Technical Specifications										
									A	B	C	H	L	P					
RENAULT SCENIC I (JA0/1_)																			
1.9 DCi (75 kW)	1999.09- 2003.08			F	MPV Engine F9Q732/F9Q733	850069	Outer Joint	44T	23	30	57.5	86.5	58.5	I					
	1999.09- 2003.08	MT	L	F	MPV Engine F9Q732/F9Q733	250314	Drive Shaft	44T	23	29.95	57.5	86.5	654						
1.9 DCi RX4 (75 kW)	2000.11- 2003.08	MT	L	F	All-wheel Drive MPV Engine F9Q740	250324	Drive Shaft	44T	23	29.95	58.8	85	681						
	2000.11- 2003.08	MT	R	F	All-wheel Drive MPV Engine F9Q740	250389	Drive Shaft	44T	23	23	56.2	83.5	778						
	2000.11- 2003.08				All-wheel Drive MPV Engine F9Q740	899283	Outer Joint	44T	23	23	58.8	85	61	M					
1.9 DTi (59 kW)	2001.02- 2003.08		R	F	MPV Engine F9Q744	299076	Drive Shaft	44T	23	23	56.2	83.5	742.5						
	2001.02- 2003.08			F	MPV Engine F9Q744	850069	Outer Joint	44T	23	30	57.5	86.5	58.5	I					
	2001.02- 2003.08		R	F	MPV Engine F9Q744	250039	Drive Shaft	44T	23	23	57.5	86.5	748						
	2001.02- 2003.08		L	F	MPV Engine F9Q744	250311	Drive Shaft	44T	23	29.95	56	82	650						
1.9 DTi (72 kW)	1999.09- 2003.08	MT	R	F	MPV Engine F9Q731/F9Q734/F9Q736	250320	Drive Shaft	44T	23	23	56.8	84	755						
	1999.09- 2003.08	MT	L	F	MPV Engine F9Q731/F9Q734/F9Q736	250029	Drive Shaft	44T	23	29.95	56.8	84	654						
	1999.09- 2003.08			F	MPV Engine F9Q731/F9Q734/F9Q736	850005	Outer Joint	44T	23	25	56.3	84	61.5	O					
	1999.09- 2003.08	MT	L	F	MPV Engine F9Q731/F9Q734/F9Q736	250028	Drive Shaft		23	29.95	56.8	84	654						
2.0 16V (102 kW)	2000.07- 2003.08	MT	L	F	MPV Engine F4R740/F4R741/F4R746	250160	Drive Shaft	44T	23	29.95	57	87	656.5						
	2000.07- 2003.08			F	MPV Engine F4R740/F4R741/F4R746	850114	Outer Joint	44T	23	35	57.5	87	71	I					
	2000.07- 2003.08	MT	R	F	MPV Engine F4R740/F4R741/F4R746	250325	Drive Shaft	44T	23	23	56.3	85	744						
2.0 16V (103 kW)	1999.09- 2003.08	MT	L	F	MPV Engine F4R740/F4R741/F4R744	250160	Drive Shaft	44T	23	29.95	57	87	656.5						
	1999.09- 2003.08			F	MPV Engine F4R740/F4R741/F4R744	850114	Outer Joint	44T	23	35	57.5	87	71	I					
	1999.09- 2003.08	MT	R	F	MPV Engine F4R740/F4R741/F4R744	250325	Drive Shaft	44T	23	23	56.3	85	744						
2.0 16V RX4 (102 kW)	2000.06- 2003.08	MT	L	F	All-wheel Drive MPV Engine F4R744/F4R746	250324	Drive Shaft	44T	23	29.95	58.8	85	681						
	2000.06- 2003.08	MT	R	F	All-wheel Drive MPV Engine F4R744/F4R746	250389	Drive Shaft	44T	23	23	56.2	83.5	778						
	2000.06- 2003.08				All-wheel Drive MPV Engine F4R744/F4R746	899283	Outer Joint	44T	23	23	58.8	85	61	M					
SCENIC II																			
1.6	1999.06- 2001.03	MT	L	F		250089	Drive Shaft	44T	23	29.95	56.2	83.5	653						
	1999.06- 2001.03	MT	R	F		250091	Drive Shaft	44T	23	23	56.2	83.5	744						
	2001.04- 2004.02	MT	L	F		250089	Drive Shaft	44T	23	29.95	56.2	83.5	653						
1.8	2000.07- 2003.03	MT	L	F		250089	Drive Shaft	44T	23	29.95	56.2	83.5	653						
	2000.07- 2003.03	MT	R	F		250091	Drive Shaft	44T	23	23	56.2	83.5	744						
1.9 DCi/DTi	1999.06- 2001.01	MT	L	F		250089	Drive Shaft	44T	23	29.95	56.2	83.5	653						
	1999.06- 2001.01	MT	R	F		250091	Drive Shaft	44T	23	23	56.2	83.5	744						
2.0 16V	1999.06- 2004.02	MT	L	F		250089	Drive Shaft	44T	23	29.95	56.2	83.5	653						
	1999.06- 2004.02	MT	R	F		250091	Drive Shaft	44T	23	23	56.2	83.5	744						
SCENIC II (JM0/1_)																			
1.4 (72 kW)	2003.07- 2007.07		L	F	MPV Engine K4J730/K4J740	250494	Drive Shaft		25	26	52.6	88	664						
	2003.07- 2007.07			F	MPV Engine K4J730/K4J740	850116	Outer Joint		25	22	52.6	88	55	I					
	2003.07- 2007.07	MT	R	F	MPV Engine K4J730/K4J740	250442	Drive Shaft		25	26	52.6	88	911						
1.5 DCi (60 kW)	2003.07- 2005.11		R	F	MPV Engine K9K722	250348	Drive Shaft		25	26	53	88	905						
	2003.07- 2005.11		L	F	MPV Engine K9K722	250402	Drive Shaft		25	26	53	88	660						
	2003.07- 2005.11		R	F	MPV Engine K9K722	250442	Drive Shaft		25	26	52.6	88	911						
	2003.07- 2005.11			F	MPV Engine K9K722	850093	Outer Joint		25	30	52.6	88	58	I					
1.5 DCi (63 kW)	2005.04- 2006.10		R	F	MPV Engine K9K724	250442	Drive Shaft		25	26	52.6	88	911						
1.5 DCi (74 kW)	2003.11- 2004.03	MT	R	F	MPV Engine K9K728/K9K729	250495	Drive Shaft		25	26	52.6	88	914						
	2003.11- 2004.03		L	F	MPV Engine K9K728/K9K729	250403	Drive Shaft		25	26	52.6	88	674						
1.5 DCi (76 kW)	2007.01-	MT	R	F	MPV Engine K9K734	250495	Drive Shaft		25	26	52.6	88	914						
	2007.01-		L	F	MPV Engine K9K734	250403	Drive Shaft		25	26	52.6	88	674						
1.5 DCi (78 kW)	2005.04- 2006.10		R	F	MPV Engine K9K732	250348	Drive Shaft		25	26	53	88	905						
	2005.04- 2006.10		L	F	MPV Engine K9K732	250402	Drive Shaft		25	26	53	88	660						
1.6 (77 kW)	2006.06-			F	MPV Engine K4M788	850116	Outer Joint		25	22	52.6	88	55	I					
	2006.06-	MT	R	F	MPV Engine K4M788	250442	Drive Shaft		25	26	52.6	88	911						
1.6 (83 kW)	2003.07- 2007.07		L	F	MPV Engine K4M761/K4M782	250494	Drive Shaft		25	26	52.6	88	664						
	2003.07- 2007.07			F	MPV Engine K4M761/K4M782	850116	Outer Joint		25	22	52.6	88	55	I					
	2003.07- 2007.07	MT	R	F	MPV Engine K4M761/K4M782	250442	Drive Shaft		25	26	52.6	88	911						
1.6 16V (82 kW)	2007.01-		L	F	MPV Engine K4M812/K4M9766/K4MC813	250494	Drive Shaft		25	26	52.6	88	664						
	2007.01-	MT	R	F	MPV Engine K4M812/K4M9766/K4MC813	250442	Drive Shaft		25	26	52.6	88	911						
1.9 DCi (81 kW)	2005.05-		R	F	MPV Engine F9Q804	250400	Drive Shaft		25	39	53	88	932						
	2005.05-	MT	L	F	MPV Engine F9Q804	299201	Drive Shaft		25	39	53	88	638						
1.9 DCi (88 kW)	2003.07- 2005.07			F	MPV Engine F9Q812	899213	Outer Joint		25	33	53	88	61.5	I					
	2003.07- 2005.07		R	F	MPV Engine F9Q812	250400	Drive Shaft		25	39	53	88	932						
	2003.07- 2005.07	MT	L	F	MPV Engine F9Q812	299201	Drive Shaft		25	39	53	88	638						
1.9 DCi (96 kW)	2005.05- 2007.07		R	F	MPV Engine F9Q804/F9Q816/F9Q818/F9QJ803	250400	Drive Shaft		25	39	53	88	932						
	2005.05- 2007.07	MT	L	F	MPV Engine F9Q804/F9Q816/F9Q818/F9QJ803	299201	Drive Shaft		25	39	53	88	638						





	 YEAR	TRANSM	L/R	F/R	REMARKS	GSP Ref.	 PRODUCT	 ABS	Technical Specifications							
									A	B	C	H	L	P		
RENAULT SCENIC II (JM0/1_)																
2.0 (99 kW)	2003.07- 2006.11			F	MPV Engine F4R770/F4R771	899213	Outer Joint		25	33	53	88	61.5	I		
	2003.07- 2006.11	MT	R	F	MPV Engine F4R770/F4R771	250400	Drive Shaft		25	39	53	88	932			
	2003.07- 2006.11	MT	L	F	MPV Engine F4R770/F4R771	299201	Drive Shaft		25	39	53	88	638			
	2003.07- 2006.11		L	F	MPV Engine F4R770/F4R771	299186	Drive Shaft		25	26	52.6	88	669			
	2003.07- 2006.11		R	F	MPV Engine F4R770/F4R771	250399	Drive Shaft		25	23	52.6	88	803			
2.0 16V Turbo (120 kW)	2003.11- 2006.10			F	MPV Engine F4R776	899213	Outer Joint		25	33	53	88	61.5	I		
	2003.11- 2006.10		R	F	MPV Engine F4R776	250400	Drive Shaft		25	39	53	88	932			
	2003.11- 2006.10	MT	L	F	MPV Engine F4R776	299201	Drive Shaft		25	39	53	88	638			
2.0 DCi (110 kW)	2006.07-			L	MPV Engine M9R700/M9R721/M9R722	250444	Drive Shaft		27	39	56.5	90.5	626			
	2006.07-			R	MPV Engine M9R700/M9R721/M9R722	250400	Drive Shaft		25	39	53	88	932			
	2006.07-	MT	L	F	MPV Engine M9R700/M9R721/M9R722	299201	Drive Shaft		25	39	53	88	638			
	2006.07-	MT	L	F	MPV Engine M9R700/M9R721/M9R722	218274	Drive Shaft		27	30	56.5	90	624			
SCENIC III (JZ0/1_)																
1.9 DCi (96 kW)	2009.02-			F	MPV Engine F9Q870	899213	Outer Joint		25	33	53	88	61.5	I		
SUPER 5																
1.0 - 1.4/1.4/1.7	1984.10- 1996.12	MT			gear JB4/5	650059	Inner Joint		23	22	36.3	41	64.5			
SUPER 5 (B/C40_)																
1.0 (30 kW)	1984.10- 1988.10	MT	R	F	Hatchback Engine C1C700	250023	Drive Shaft		21	23	46.2	82	680			
	1984.10- 1988.10	MT	L	F	Hatchback Engine C1C700	250025	Drive Shaft		21	29.95	46.2	82	612			
	1984.10- 1988.10	MT&3AT	R	F	Hatchback Engine C1C700	250044	Drive Shaft		21	23	46.4	81.5	693.5			
	1984.10- 1988.10	3AT	L	F	Hatchback Engine C1C700	250201	Drive Shaft		21	29.95	49.8	83.5	597			
	1984.10- 1988.10	MT	R	F	Hatchback Engine C1C700	250032	Drive Shaft		21	23	49.8	83.5	690			
	1984.10- 1988.10	MT	L	F	Hatchback Engine C1C700	250024	Drive Shaft		21	29.95	46.4	81.5	599			
1.1 (33 kW)	1986.01- 1995.03	MT	R	F	Hatchback Engine C1E750/C1E752/C1E756/C1E760	250023	Drive Shaft		21	23	46.2	82	680			
	1986.01- 1995.03	MT	L	F	Hatchback Engine C1E750/C1E752/C1E756/C1E760	250025	Drive Shaft		21	29.95	46.2	82	612			
	1986.01- 1995.03	MT&3AT	R	F	Hatchback Engine C1E750/C1E752/C1E756/C1E760	250044	Drive Shaft		21	23	46.4	81.5	693.5			
	1986.01- 1995.03	3AT	L	F	Hatchback Engine C1E750/C1E752/C1E756/C1E760	250201	Drive Shaft		21	29.95	49.8	83.5	597			
	1986.01- 1995.03	MT	R	F	Hatchback Engine C1E750/C1E752/C1E756/C1E760	250032	Drive Shaft		21	23	49.8	83.5	690			
	1986.01- 1995.03	MT	L	F	Hatchback Engine C1E750/C1E752/C1E756/C1E760	250024	Drive Shaft		21	29.95	46.4	81.5	599			
1.1 (34 kW)	1984.10- 1988.10	MT	R	F	Hatchback Engine C1E750/C1E752/C1E754	250023	Drive Shaft		21	23	46.2	82	680			
	1984.10- 1988.10	MT	L	F	Hatchback Engine C1E750/C1E752/C1E754	250025	Drive Shaft		21	29.95	46.2	82	612			
	1984.10- 1988.10	MT&3AT	R	F	Hatchback Engine C1E750/C1E752/C1E754	250044	Drive Shaft		21	23	46.4	81.5	693.5			
	1984.10- 1988.10	3AT	L	F	Hatchback Engine C1E750/C1E752/C1E754	250201	Drive Shaft		21	29.95	49.8	83.5	597			
	1984.10- 1988.10	MT	R	F	Hatchback Engine C1E750/C1E752/C1E754	250032	Drive Shaft		21	23	49.8	83.5	690			
	1984.10- 1988.10	MT	L	F	Hatchback Engine C1E750/C1E752/C1E754	250024	Drive Shaft		21	29.95	46.4	81.5	599			
1.4 (43 kW)	1984.10- 1988.06	MT	R	F	Hatchback Engine C1J768/C1J780	250023	Drive Shaft		21	23	46.2	82	680			
	1984.10- 1988.06	MT	L	F	Hatchback Engine C1J768/C1J780	250025	Drive Shaft		21	29.95	46.2	82	612			
	1984.10- 1988.06	MT&3AT	R	F	Hatchback Engine C1J768/C1J780	250044	Drive Shaft		21	23	46.4	81.5	693.5			
	1984.10- 1988.06	3AT	L	F	Hatchback Engine C1J768/C1J780	250201	Drive Shaft		21	29.95	49.8	83.5	597			
	1984.10- 1988.06	MT	R	F	Hatchback Engine C1J768/C1J780	250032	Drive Shaft		21	23	49.8	83.5	690			
	1984.10- 1988.06	MT	L	F	Hatchback Engine C1J768/C1J780	250024	Drive Shaft		21	29.95	46.4	81.5	599			
1.4 (44 kW)	1987.06- 1990.08	MT	R	F	Hatchback Engine C2J784	250023	Drive Shaft		21	23	46.2	82	680			
	1987.06- 1990.08	MT	L	F	Hatchback Engine C2J784	250025	Drive Shaft		21	29.95	46.2	82	612			
	1987.06- 1990.08	MT&3AT	R	F	Hatchback Engine C2J784	250044	Drive Shaft		21	23	46.4	81.5	693.5			
	1987.06- 1990.08	3AT	L	F	Hatchback Engine C2J784	250201	Drive Shaft		21	29.95	49.8	83.5	597			
	1987.06- 1990.08	MT	R	F	Hatchback Engine C2J784	250032	Drive Shaft		21	23	49.8	83.5	690			
	1987.06- 1990.08	MT	L	F	Hatchback Engine C2J784	250024	Drive Shaft		21	29.95	46.4	81.5	599			
1.4 (49 kW)	1987.06- 1989.07	MT	R	F	Hatchback Engine C2J782	250023	Drive Shaft		21	23	46.2	82	680			
	1987.06- 1989.07	MT	L	F	Hatchback Engine C2J782	250025	Drive Shaft		21	29.95	46.2	82	612			
	1987.06- 1989.07	MT&3AT	R	F	Hatchback Engine C2J782	250044	Drive Shaft		21	23	46.4	81.5	693.5			
	1987.06- 1989.07	3AT	L	F	Hatchback Engine C2J782	250201	Drive Shaft		21	29.95	49.8	83.5	597			
	1987.06- 1989.07	MT	R	F	Hatchback Engine C2J782	250032	Drive Shaft		21	23	49.8	83.5	690			
	1987.06- 1989.07	MT	L	F	Hatchback Engine C2J782	250024	Drive Shaft		21	29.95	46.4	81.5	599			
1.4 (52 kW)	1984.10- 1989.07	MT	R	F	Hatchback Engine C2J700/C2J780/C2J781/C2J788/C2J789/C2J798	250023	Drive Shaft		21	23	46.2	82	680			
	1984.10- 1989.07	MT	L	F	Hatchback Engine C2J700/C2J780/C2J781/C2J788/C2J789/C2J798	250025	Drive Shaft		21	29.95	46.2	82	612			
	1984.10- 1989.07	MT&3AT	R	F	Hatchback Engine C2J700/C2J780/C2J781/C2J788/C2J789/C2J798	250044	Drive Shaft		21	23	46.4	81.5	693.5			
	1984.10- 1989.07	3AT	L	F	Hatchback Engine C2J700/C2J780/C2J781/C2J788/C2J789/C2J798	250201	Drive Shaft		21	29.95	49.8	83.5	597			
	1984.10- 1989.07	MT	R	F	Hatchback Engine C2J700/C2J780/C2J781/C2J788/C2J789/C2J798	250032	Drive Shaft		21	23	49.8	83.5	690			
	1984.10- 1989.07	MT	L	F	Hatchback Engine C2J700/C2J780/C2J781/C2J788/C2J789/C2J798	250024	Drive Shaft		21	29.95	46.4	81.5	599			
1.4 CAT (43 kW)	1985.10- 1996.12	MT	R	F	Hatchback Engine C3J700/C3J702/C3J760	250023	Drive Shaft		21	23	46.2	82	680			
	1985.10- 1996.12	MT	L	F	Hatchback Engine C3J700/C3J702/C3J760	250025	Drive Shaft		21	29.95	46.2	82	612			
	1985.10- 1996.12	MT&3AT	R	F	Hatchback Engine C3J700/C3J702/C3J760	250044	Drive Shaft		21	23	46.4	81.5	693.5			





	 YEAR	TRANSM	L/R	F/R	REMARKS	GSP Ref.	 PRODUCT	 ABS	Technical Specifications					
									A	B	C	H	L	P
RENAULT SUPER 5 (B/C40_)														
1.4 CAT (43 kW)	1985.10- 1996.12	3AT	L	F	Hatchback Engine C3J700/C3J702/C3J760	250201	Drive Shaft		21	29.95	49.8	83.5	597	
	1985.10- 1996.12	MT	R	F	Hatchback Engine C3J700/C3J702/C3J760	250032	Drive Shaft		21	23	49.8	83.5	690	
	1985.10- 1996.12	MT	L	F	Hatchback Engine C3J700/C3J702/C3J760	250024	Drive Shaft		21	29.95	46.4	81.5	599	
1.4 Turbo (88 kW)	1985.04- 1990.08	MT	R	F	Hatchback Engine C1J782/C1J784/C1J788	250023	Drive Shaft		21	23	46.2	82	680	
	1985.04- 1990.08	MT	L	F	Hatchback Engine C1J782/C1J784/C1J788	250025	Drive Shaft		21	29.95	46.2	82	612	
	1985.04- 1990.08	MT&3AT	R	F	Hatchback Engine C1J782/C1J784/C1J788	250044	Drive Shaft		21	23	46.4	81.5	693.5	
	1985.04- 1990.08	3AT	L	F	Hatchback Engine C1J782/C1J784/C1J788	250201	Drive Shaft		21	29.95	49.8	83.5	597	
	1985.04- 1990.08	MT	R	F	Hatchback Engine C1J782/C1J784/C1J788	250032	Drive Shaft		21	23	49.8	83.5	690	
	1985.04- 1990.08	MT	L	F	Hatchback Engine C1J782/C1J784/C1J788	250024	Drive Shaft		21	29.95	46.4	81.5	599	
	1985.04- 1990.08	MT	R	F	Hatchback Engine C1J782/C1J784/C1J788	250024	Drive Shaft		21	29.95	46.4	81.5	599	
1.6 D (40 kW)	1985.08- 1996.12	MT	R	F	Hatchback Engine F8M720/F8M730	250044	Drive Shaft		21	23	46.4	81.5	693.5	
	1985.08- 1996.12	MT	L	F	Hatchback Engine F8M720/F8M730	250024	Drive Shaft		21	29.95	46.4	81.5	599	
1.7 (54 kW)	1986.10- 1995.03	MT	R	F	Hatchback Engine F3N716/F3N717	250023	Drive Shaft		21	23	46.2	82	680	
	1986.10- 1995.03	MT	L	F	Hatchback Engine F3N716/F3N717	250025	Drive Shaft		21	29.95	46.2	82	612	
	1986.10- 1995.03	MT&3AT	R	F	Hatchback Engine F3N716/F3N717	250044	Drive Shaft		21	23	46.4	81.5	693.5	
	1986.10- 1995.03	3AT	L	F	Hatchback Engine F3N716/F3N717	250201	Drive Shaft		21	29.95	49.8	83.5	597	
	1986.10- 1995.03	MT	R	F	Hatchback Engine F3N716/F3N717	250032	Drive Shaft		21	23	49.8	83.5	690	
	1986.10- 1995.03	MT	L	F	Hatchback Engine F3N716/F3N717	250024	Drive Shaft		21	29.95	46.4	81.5	599	
1.7 (64 kW)	1987.06- 1995.03	MT	R	F	Hatchback Engine F2N740/F2N742	250023	Drive Shaft		21	23	46.2	82	680	
	1987.06- 1995.03	MT	L	F	Hatchback Engine F2N740/F2N742	250025	Drive Shaft		21	29.95	46.2	82	612	
	1987.06- 1995.03	MT&3AT	R	F	Hatchback Engine F2N740/F2N742	250044	Drive Shaft		21	23	46.4	81.5	693.5	
	1987.06- 1995.03	3AT	L	F	Hatchback Engine F2N740/F2N742	250201	Drive Shaft		21	29.95	49.8	83.5	597	
	1987.06- 1995.03	MT	R	F	Hatchback Engine F2N740/F2N742	250032	Drive Shaft		21	23	49.8	83.5	690	
	1987.06- 1995.03	MT	L	F	Hatchback Engine F2N740/F2N742	250024	Drive Shaft		21	29.95	46.4	81.5	599	
1.7 i (69 kW)	1986.10- 1991.08	MT	R	F	Hatchback Engine F3N702/F3N722	250023	Drive Shaft		21	23	46.2	82	680	
	1986.10- 1991.08	MT	L	F	Hatchback Engine F3N702/F3N722	250025	Drive Shaft		21	29.95	46.2	82	612	
	1986.10- 1991.08	MT&3AT	R	F	Hatchback Engine F3N702/F3N722	250044	Drive Shaft		21	23	46.4	81.5	693.5	
	1986.10- 1991.08	3AT	L	F	Hatchback Engine F3N702/F3N722	250201	Drive Shaft		21	29.95	49.8	83.5	597	
	1986.10- 1991.08	MT	R	F	Hatchback Engine F3N702/F3N722	250032	Drive Shaft		21	23	49.8	83.5	690	
	1986.10- 1991.08	MT	L	F	Hatchback Engine F3N702/F3N722	250024	Drive Shaft		21	29.95	46.4	81.5	599	
THALIA I (LB0/1/2_)														
1.4 (55 kW)	2000.08-	MT	R	F	Saloon Engine K7J700	250395	Drive Shaft	26T	21	23	51.5	83	728	
	2000.08-	MT	L	F	Saloon Engine K7J700	250150	Drive Shaft		21	29.95	49.8	83.5	623	
	2000.08-	MT	R	F	Saloon Engine K7J700	250151	Drive Shaft		21	23	49.8	83.5	712	
	2000.08-	MT	R	F	Saloon Engine K7J700	250437	Drive Shaft		21	23	51.5	83	729	
	2000.08-	MT	L	F	Saloon Engine K7J700	250004	Drive Shaft	26T	21	29.95	57	84.5	625.7	
	2000.08-	MT	R	F	Saloon Engine K7J700	250017	Drive Shaft	26T	21	23	51.5	83	715	
	2000.08-	MT		F	Saloon Engine K7J700	850004	Outer Joint	26T	21	30	52.2	85.5	59	I
1.4 16V (72 kW)	2000.08-	MT	R	F	Saloon Engine K4J712	250395	Drive Shaft	26T	21	23	51.5	83	728	
	2000.08-	MT	L	F	Saloon Engine K4J712	250150	Drive Shaft		21	29.95	49.8	83.5	623	
	2000.08-	MT	R	F	Saloon Engine K4J712	250151	Drive Shaft		21	23	49.8	83.5	712	
	2000.08-	MT	R	F	Saloon Engine K4J712	250437	Drive Shaft		21	23	51.5	83	729	
	2000.08-	MT	L	F	Saloon Engine K4J712	250004	Drive Shaft	26T	21	29.95	57	84.5	625.7	
	2000.08-	MT	R	F	Saloon Engine K4J712	250017	Drive Shaft	26T	21	23	51.5	83	715	
	2000.08-			F	Saloon Engine K4J712	850004	Outer Joint	26T	21	30	52.2	85.5	59	I
1.5 DCi (48 kW)	2002.04-	MT	R	F	Saloon Engine K9K700	250395	Drive Shaft	26T	21	23	51.5	83	728	
	2002.04-	MT	L	F	Saloon Engine K9K700	250397	Drive Shaft		21	29.95	50	84	632	
	2002.04-	MT	R	F	Saloon Engine K9K700	250437	Drive Shaft		21	23	51.5	83	729	
	2002.04-			F	Saloon Engine K9K700	850004	Outer Joint	26T	21	30	52.2	85.5	59	I
TRAFIC														
2.2	1991.01- 1999.12	MT				899076	Outer Joint		25	27	56.3	110.5	62	I
	1991.01- 1999.12	MT				899075	Outer Joint		23	27	56.3	110	62	I
2.5 DTi (99 KW)	2003.05-					845015	Outer Joint		21	20	56.4	76	56	O
All Models	1984.11- 1989.12					850010	Outer Joint		23	27	56.3	110	62	I
TRAFIC (P6)														
1.4 (35 kW)	1980.03- 1989.04			R	Platform/Chassis Engine 847700/C1J700	850027	Outer Joint		23	25	56.3	109	56	O
	1980.03- 1989.04	MT	L/R	R	Platform/Chassis Engine 847700/C1J700	250006	Drive Shaft		23	27	56.3	109	712.5	
1.6 (48 kW)	1980.03- 1986.06			R	Platform/Chassis Engine 841705/A1M705	850027	Outer Joint		23	25	56.3	109	56	O
	1980.03- 1986.06	MT	L/R	R	Platform/Chassis Engine 841705/A1M705	250006	Drive Shaft		23	27	56.3	109	712.5	
1.7 (50 kW)	1986.06- 1989.04			R	Platform/Chassis Engine F1N722	850027	Outer Joint		23	25	56.3	109	56	O
	1986.06- 1989.04	MT	L/R	R	Platform/Chassis Engine F1N722	250006	Drive Shaft		23	27	56.3	109	712.5	
2.0 (59 kW)	1980.03- 1989.04			R	Platform/Chassis Engine J5R726	850027	Outer Joint		23	25	56.3	109	56	O
	1980.03- 1989.04	MT	L/R	R	Platform/Chassis Engine J5R726	250006	Drive Shaft		23	27	56.3	109	712.5	





	 YEAR	TRANSM	L/R	F/R	REMARKS	GSP Ref.	 PRODUCT	 ABS	Technical Specifications							
									A	B	C	H	L	P		
RENAULT TRAFIC (P6)																
2.0 (63 kW)	1980.03- 1986.12			R	Platform/Chassis Engine 829720/829721	850027	Outer Joint		23	25	56.3	109	56	O		
	1980.03- 1986.12	MT	L/R	R	Platform/Chassis Engine 829720/829721	250006	Drive Shaft		23	27	56.3	109	712.5			
2.1 D (43 kW)	1980.03- 1989.04			R	Platform/Chassis Engine 852720	850027	Outer Joint		23	25	56.3	109	56	O		
	1980.03- 1989.04	MT	L/R	R	Platform/Chassis Engine 852720	250006	Drive Shaft		23	27	56.3	109	712.5			
2.5 D (51 kW)	1980.03- 1989.04			R	Platform/Chassis Engine 8140.61.240/S8U720/S8U722	850027	Outer Joint		23	25	56.3	109	56	O		
	1980.03- 1989.04	MT	L/R	R	Platform/Chassis Engine 8140.61.240/S8U720/S8U722	250006	Drive Shaft		23	27	56.3	109	712.5			
TRAFIC (PXX)																
1.7 (50 kW)	1989.05- 1994.08	MT	L/R	F	Platform/Chassis Engine F1N722	244006	Drive Shaft		25	27	56.3	110.5	713.5			
2.0 (59 kW)	1989.05- 1997.10	MT	L/R	R	Platform/Chassis Engine J5R726	244006	Drive Shaft		25	27	56.3	110.5	713.5			
2.1 D (43 kW)	1989.05- 1994.06	MT	L/R	R	Platform/Chassis Engine 852720	244006	Drive Shaft		25	27	56.3	110.5	713.5			
2.1 D (47 kW)	1994.06- 1997.10	MT	L/R	R	Platform/Chassis Engine J8S620/J8S758	244006	Drive Shaft		25	27	56.3	110.5	713.5			
2.5 D (51 kW)	1989.05- 2001.03	MT	L/R	F	Platform/Chassis Engine 8140.61.240/S8U720/S8U722	244006	Drive Shaft		25	27	56.3	110.5	713.5			
TRAFIC (T1, T3, T4)																
1.4 (35 kW)	1980.03- 1989.04	MT	L/R	F	Box Engine 847700/847701/C1J700	250006	Drive Shaft		23	27	56.3	109	712.5			
	1980.03- 1989.04			F	Box Engine 847700/847701/C1J700	850027	Outer Joint		23	25	56.3	109	56	O		
1.6 (48 kW)	1983.01- 1986.06	MT	L/R	F	Box Engine A1M707/A1M708	250006	Drive Shaft		23	27	56.3	109	712.5			
	1983.01- 1986.06			F	Box Engine A1M707/A1M708	850027	Outer Joint		23	25	56.3	109	56	O		
1.6 4x4 (48 kW)	1985.08- 1986.06	MT	L/R		All-wheel Drive Box Engine A1M707	250006	Drive Shaft		23	27	56.3	109	712.5			
	1985.08- 1986.06				All-wheel Drive Box Engine A1M707	850027	Outer Joint		23	25	56.3	109	56	O		
1.7 (50 kW)	1986.06- 1989.04	MT	L/R	F	Box Engine F1N724	250006	Drive Shaft		23	27	56.3	109	712.5			
	1986.06- 1989.04			F	Box Engine F1N724	850027	Outer Joint		23	25	56.3	109	56	O		
2.0 (59 kW)	1986.06- 1989.04	MT	L/R	F	Box Engine J5R716/J5R722/J5R726	250006	Drive Shaft		23	27	56.3	109	712.5			
	1986.06- 1989.04			F	Box Engine J5R716/J5R722/J5R726	850027	Outer Joint		23	25	56.3	109	56	O		
2.0 4x4 (59 kW)	1986.06- 1989.04	MT	L/R		All-wheel Drive Box Engine J5R716/J5R722/J5R726	250006	Drive Shaft		23	27	56.3	109	712.5			
	1986.06- 1989.04				All-wheel Drive Box Engine J5R716/J5R722/J5R726	850027	Outer Joint		23	25	56.3	109	56	O		
2.1 D (43 kW)	1980.09- 1989.04	MT	L/R	F	Box Engine 852750	250006	Drive Shaft		23	27	56.3	109	712.5			
	1980.09- 1989.04			F	Box Engine 852750	850027	Outer Joint		23	25	56.3	109	56	O		
2.1 D 4x4 (43 kW)	1986.11- 1989.04	MT	L/R		All-wheel Drive Box Engine 852750	250006	Drive Shaft		23	27	56.3	109	712.5			
	1986.11- 1989.04				All-wheel Drive Box Engine 852750	850027	Outer Joint		23	25	56.3	109	56	O		
TRAFIC (T5, T6, T7)																
1.4 (35 kW)	1980.03- 1989.04	MT	L/R	F	Bus Engine 847700/847701/C1J700	250006	Drive Shaft		23	27	56.3	109	712.5			
	1980.03- 1989.04			F	Bus Engine 847700/847701/C1J700	850027	Outer Joint		23	25	56.3	109	56	O		
1.6 (48 kW)	1984.01- 1986.06	MT	L/R	F	Bus Engine 841705/A1M707/A1M708	250006	Drive Shaft		23	27	56.3	109	712.5			
	1984.01- 1986.06			F	Bus Engine 841705/A1M707/A1M708	850027	Outer Joint		23	25	56.3	109	56	O		
1.6 4x4 (48 kW)	1980.03- 1986.08	MT	L/R		All-wheel Drive Bus Engine A1M707	250006	Drive Shaft		23	27	56.3	109	712.5			
	1980.03- 1986.08				All-wheel Drive Bus Engine A1M707	850027	Outer Joint		23	25	56.3	109	56	O		
1.7 (50 kW)	1986.06- 1989.04	MT	L/R	F	Bus Engine F1N724	250006	Drive Shaft		23	27	56.3	109	712.5			
	1986.06- 1989.04			F	Bus Engine F1N724	850027	Outer Joint		23	25	56.3	109	56	O		
2.0 (59 kW)	1986.06- 1989.04	MT	L/R	F	Bus Engine J5R716/J5R722/J5R726	250006	Drive Shaft		23	27	56.3	109	712.5			
	1986.06- 1989.04			F	Bus Engine J5R716/J5R722/J5R726	850027	Outer Joint		23	25	56.3	109	56	O		
2.0 4x4 (59 kW)	1986.06- 1989.04	MT	L/R		All-wheel Drive Bus Engine J5R716/J5R722/J5R726	250006	Drive Shaft		23	27	56.3	109	712.5			
	1986.06- 1989.04				All-wheel Drive Bus Engine J5R716/J5R722/J5R726	850027	Outer Joint		23	25	56.3	109	56	O		
2.1 D (43 kW)	1980.03- 1989.04	MT	L/R	F	Bus Engine 852750	250006	Drive Shaft		23	27	56.3	109	712.5			
	1980.03- 1989.04			F	Bus Engine 852750	850027	Outer Joint		23	25	56.3	109	56	O		
TRAFIC (TXW)																
1.7 (50 kW)	1992.08- 1994.08	MT	L/R	F	Bus Engine F1N724	244006	Drive Shaft		25	27	56.3	110.5	713.5			
1.9 D (44 kW)	1997.06- 2001.03	MT	L/R	F	Bus Engine F8Q606	244006	Drive Shaft		25	27	56.3	110.5	713.5			
2.0 (59 kW)	1989.05- 1990.08	MT	L/R	F	Bus Engine J5R726	244006	Drive Shaft		25	27	56.3	110.5	713.5			
2.1 D (43 kW)	1989.05- 1994.06	MT	L/R	F	Bus Engine 852720/852750	244006	Drive Shaft		25	27	56.3	110.5	713.5			
2.1 D (47 kW)	1994.06- 1997.10	MT	L/R	F	Bus Engine J8S620/J8S758	244006	Drive Shaft		25	27	56.3	110.5	713.5			
2.2 (70 kW)	1989.05- 1994.06	MT	L/R	F	Bus Engine J7T780	244006	Drive Shaft		25	27	56.3	110.5	713.5			
2.2 (74 kW)	1994.06- 1997.10	MT	L/R	F	Bus Engine J7T600	244006	Drive Shaft		25	27	56.3	110.5	713.5			
2.5 D (55 kW)	1989.05- 2001.03	MT	L/R	F	Bus Engine 8140.67.2500/8140.67.2550/8140.67.2580/S8U750/S8U752/S8U758	244006	Drive Shaft		25	27	56.3	110.5	713.5			
2.5 D 4x4 (55 kW)	1989.08- 2001.03	MT	L/R	F	All-wheel Drive Bus Engine 8140.67.2500/8140.67.2550/8140.67.2580/S8U750/S8U752/S8U758	244006	Drive Shaft		25	27	56.3	110.5	713.5			
TRAFIC (TXX)																
1.4 (35 kW)	1989.05- 1991.06	MT	L/R	F	Box Engine C1J700	244006	Drive Shaft		25	27	56.3	110.5	713.5			
1.7 (50 kW)	1992.08- 1994.08	MT	L/R	F	Box Engine F1N720	244006	Drive Shaft		25	27	56.3	110.5	713.5			
1.9 D (44 kW)	1997.06- 2001.03	MT	L/R	F	Box Engine F8Q606	244006	Drive Shaft		25	27	56.3	110.5	713.5			
2.0 (59 kW)	1989.05- 1990.08	MT	L/R	F	Box Engine J5R716	244006	Drive Shaft		25	27	56.3	110.5	713.5			
2.1 D (43 kW)	1989.05- 1994.06	MT	L/R	F	Box Engine 852750	244006	Drive Shaft		25	27	56.3	110.5	713.5			
2.1 D (47 kW)	1994.06- 1997.10	MT	L/R	F	Box Engine J8S620/J8S758	244006	Drive Shaft		25	27	56.3	110.5	713.5			





	 YEAR	TRANSM	L/R	F/R	REMARKS	GSP Ref.	 PRODUCT	 ABS	Technical Specifications								
									A	B	C	H	L	P			
RENAULT TRAFIC (TXX)																	
2.2 (70 kW)	1989.05- 1994.06	MT	L/R	F	Box Engine J7T780	244006	Drive Shaft		25	27	56.3	110.5	713.5				
2.2 (74 kW)	1994.06- 1997.10	MT	L/R	F	Box Engine J7T600	244006	Drive Shaft		25	27	56.3	110.5	713.5				
2.2 4x4 (70 kW)	1989.05- 1994.06	MT	L/R	F	All-wheel Drive Box Engine J7T780	244006	Drive Shaft		25	27	56.3	110.5	713.5				
2.2 4x4 (74 kW)	1994.06- 1997.10	MT	L/R	F	All-wheel Drive Box Engine J7T600	244006	Drive Shaft		25	27	56.3	110.5	713.5				
2.5 D (55 kW)	1989.05- 2001.03	MT	L/R	F	<small>Box Engine 8140.67.2500/8140.67.2550/8140.67.2590/SBU750/SBU752/SBU758</small>	244006	Drive Shaft		25	27	56.3	110.5	713.5				
TRAFIC DIESEL																	
2.1	1989.05-		L/R			250183	Drive Shaft		25	27	56.3	110.5	716				
2.5	1989.05-		L/R			250183	Drive Shaft		25	27	56.3	110.5	716				
TRAFIC ESSENCE																	
1.7	1989.05-		L/R			250183	Drive Shaft		25	27	56.3	110.5	716				
2.0	1989.05-		L/R			250183	Drive Shaft		25	27	56.3	110.5	716				
TRAFIC II (EL)																	
1.9 DCi (60 kW)	2001.03-		L	F	Platform/Chassis Engine F9Q762	244003	Drive Shaft		27	37.1	56.5	93.5	676				
	2001.03-		R	F	Platform/Chassis Engine F9Q762	244013	Drive Shaft		27	39	56.5	93.5	1020				
	2001.03-			F	Platform/Chassis Engine F9Q762	818105	Outer Joint		27	26	56.5	93.5	64	M			
1.9 DCi (74 kW)	2001.03-		L	F	Platform/Chassis Engine F9Q760	244003	Drive Shaft		27	37.1	56.5	93.5	676				
	2001.03-		R	F	Platform/Chassis Engine F9Q760	244013	Drive Shaft		27	39	56.5	93.5	1020				
	2001.03-			F	Platform/Chassis Engine F9Q760	818105	Outer Joint		27	26	56.5	93.5	64	M			
2.0 (88 kW)	2001.03-		F	Platform/Chassis Engine F4R720	818105	Outer Joint		27	26	56.5	93.5	64	M				
2.0 DCi (66 kW)	2006.08-		L	F	Platform/Chassis Engine M9R780/M9R782	260022	Drive Shaft		27	39	56.6	94	694				
	2006.08-		R	F	Platform/Chassis Engine M9R780/M9R782	218271	Drive Shaft		27	39	56.6	94	1013				
	2006.08-			F	Platform/Chassis Engine M9R780/M9R782	860005	Outer Joint		27	36	56.6	94	71	I			
2.0 DCi (84 kW)	2006.08-		L	F	Platform/Chassis Engine M9R780/M9R782/M9R786	260022	Drive Shaft		27	39	56.6	94	694				
	2006.08-		R	F	Platform/Chassis Engine M9R780/M9R782/M9R786	218271	Drive Shaft		27	39	56.6	94	1013				
	2006.08-			F	Platform/Chassis Engine M9R780/M9R782/M9R786	860005	Outer Joint		27	36	56.6	94	71	I			
2.5 DCi (107 kW)	2006.08-		L	F	Platform/Chassis Engine G9U630	250497	Drive Shaft		27	39	56.6	94	667				
	2006.08-		R	F	Platform/Chassis Engine G9U630	218301	Drive Shaft		27	39	56.6	94	1045				
	2006.08-			F	Platform/Chassis Engine G9U630	860005	Outer Joint		27	36	56.6	94	71	I			
TRAFIC II (JL)																	
1.9 DCi (60 kW)	2001.03-		L	F	Bus Engine F9Q762	244003	Drive Shaft		27	37.1	56.5	93.5	676				
	2001.03-		R	F	Bus Engine F9Q762	244013	Drive Shaft		27	39	56.5	93.5	1020				
	2001.03-			F	Bus Engine F9Q762	818105	Outer Joint		27	26	56.5	93.5	64	M			
	2001.03-	5MT		F	Bus Engine F9Q762	844034	Outer Joint		27	26	56.5	93.5	64	M			
1.9 DCi (74 kW)	2001.03-		L	F	Bus Engine F9Q760	244003	Drive Shaft		27	37.1	56.5	93.5	676				
	2001.03-		R	F	Bus Engine F9Q760	244013	Drive Shaft		27	39	56.5	93.5	1020				
	2001.03-			F	Bus Engine F9Q760	818105	Outer Joint		27	26	56.5	93.5	64	M			
	2001.03-	6MT		F	Bus Engine F9Q760	844034	Outer Joint		27	26	56.5	93.5	64	M			
2.0 (88 kW)	2001.03-		L	F	Bus Engine F4R720/F4R722	244003	Drive Shaft		27	37.1	56.5	93.5	676				
	2001.03-		R	F	Bus Engine F4R720/F4R722	244013	Drive Shaft		27	39	56.5	93.5	1020				
	2001.03-			F	Bus Engine F4R720/F4R722	818105	Outer Joint		27	26	56.5	93.5	64	M			
	2001.03-	6MT		F	Bus Engine F4R720/F4R722	844034	Outer Joint		27	26	56.5	93.5	64	M			
2.0 16V (86 kW)	2006.08-		F	Bus Engine F4R820	818105	Outer Joint		27	26	56.5	93.5	64	M				
2.0 DCi (66 kW)	2006.08-		L	F	Bus Engine M9R782	260022	Drive Shaft		27	39	56.6	94	694				
	2006.08-		R	F	Bus Engine M9R782	218271	Drive Shaft		27	39	56.6	94	1013				
	2006.08-			F	Bus Engine M9R782	860005	Outer Joint		27	36	56.6	94	71	I			
2.0 DCi (84 kW)	2006.08-		L	F	Bus Engine M9R780/M9R692/M9R786/M9R782/M9R630	260022	Drive Shaft		27	39	56.6	94	694				
	2006.08-		R	F	Bus Engine M9R780/M9R692/M9R786/M9R782/M9R630	218271	Drive Shaft		27	39	56.6	94	1013				
	2006.08-			F	Bus Engine M9R780/M9R692/M9R786/M9R782/M9R630	860005	Outer Joint		27	36	56.6	94	71	I			
2.5 DCi (107 kW)	2006.08-		L	F	Bus Engine G9U630	250497	Drive Shaft		27	39	56.6	94	667				
	2006.08-		R	F	Bus Engine G9U630	218301	Drive Shaft		27	39	56.6	94	1045				
	2006.08-			F	Bus Engine G9U630	860005	Outer Joint		27	36	56.6	94	71	I			
2.5 DCi (84 kW)	2008.02-		L	F	Bus Engine G9U630	250497	Drive Shaft		27	39	56.6	94	667				
	2008.02-		R	F	Bus Engine G9U630	218301	Drive Shaft		27	39	56.6	94	1045				
TRAFIC II VAN (FL)																	
1.9 DCi (60 kW)	2001.03-		L	F	Box Engine F9Q760/F9Q762	244003	Drive Shaft		27	37.1	56.5	93.5	676				
	2001.03-		R	F	Box Engine F9Q760/F9Q762	244013	Drive Shaft		27	39	56.5	93.5	1020				
	2001.03-			F	Box Engine F9Q760/F9Q762	818105	Outer Joint		27	26	56.5	93.5	64	M			
	2001.03-	5MT		F	Box Engine F9Q760/F9Q762	844034	Outer Joint		27	26	56.5	93.5	64	M			
1.9 DCi (74 kW)	2001.03-		L	F	Box Engine F9Q760	244003	Drive Shaft		27	37.1	56.5	93.5	676				
	2001.03-		R	F	Box Engine F9Q760	244013	Drive Shaft		27	39	56.5	93.5	1020				
	2001.03-			F	Box Engine F9Q760	818105	Outer Joint		27	26	56.5	93.5	64	M			





	 YEAR	TRANSM	L/R	F/R	REMARKS	GSP Ref.	 PRODUCT	 ABS	Technical Specifications							
									A	B	C	H	L	P		
RENAULT TRAFIC II VAN (FL)																
1.9 DCi (74 kW)	2001.03-	6MT		F	Box Engine F9Q760	844034	Outer Joint		27	26	56.5	93.5	64	M		
2.0 (88 kW)	2001.03-		L	F	Box Engine F4R720/F4R722	244003	Drive Shaft		27	37.1	56.5	93.5	676			
	2001.03-		R	F	Box Engine F4R720/F4R722	244013	Drive Shaft		27	39	56.5	93.5	1020			
	2001.03-			F	Box Engine F4R720/F4R722	818105	Outer Joint		27	26	56.5	93.5	64	M		
	2001.03-	6MT		F	Box Engine F4R720/F4R722	844034	Outer Joint		27	26	56.5	93.5	64	M		
2.0 16V (86 kW)	2006.08-			F	Box Engine F4R820	818105	Outer Joint		27	26	56.5	93.5	64	M		
2.0 DCi (66 kW)	2006.08-		L	F	Box Engine M9R780/M9R782/M9R630	260022	Drive Shaft		27	39	56.6	94	694			
	2006.08-		R	F	Box Engine M9R780/M9R782/M9R630	218271	Drive Shaft		27	39	56.6	94	1013			
	2006.08-			F	Box Engine M9R780/M9R782/M9R630	860005	Outer Joint		27	36	56.6	94	71	I		
2.0 DCi (84 kW)	2006.08-		L	F	Box Engine M9R692/M9R780/M9R782/M9R786	260022	Drive Shaft		27	39	56.6	94	694			
	2006.08-		R	F	Box Engine M9R692/M9R780/M9R782/M9R786	218271	Drive Shaft		27	39	56.6	94	1013			
	2006.08-			F	Box Engine M9R692/M9R780/M9R782/M9R786	860005	Outer Joint		27	36	56.6	94	71	I		
2.5 DCi (107 kW)	2006.08-		L	F	Box Engine G9U630	250497	Drive Shaft		27	39	56.6	94	667			
	2006.08-		R	F	Box Engine G9U630	218301	Drive Shaft		27	39	56.6	94	1045			
	2006.08-			F	Box Engine G9U630	860005	Outer Joint		27	36	56.6	94	71	I		
TWINGO I (C06_)																
1.2 (40 kW)	1993.03- 1996.10	MT	R	F	Hatchback Engine C3G700/C3G702	250359	Drive Shaft	38T	21	23	57	84	739			
	1993.03- 1996.10	MT	L	F	Hatchback Engine C3G700/C3G702	250102	Drive Shaft	38T	21	29.95	57	84.5	625.7			
	1993.03- 1996.10	MT	L	F	Hatchback Engine C3G700/C3G702	250150	Drive Shaft		21	29.95	49.8	83.5	623			
	1993.03- 1996.10	MT	R	F	Hatchback Engine C3G700/C3G702	250095	Drive Shaft		21	23	46.2	80.5	734			
	1996.05-	MT	R	F	Hatchback Engine D7F700/D7F701	250359	Drive Shaft	38T	21	23	57	84	739			
	1996.05-	MT	L	F	Hatchback Engine D7F700/D7F701	250102	Drive Shaft	38T	21	29.95	57	84.5	625.7			
	1996.05-	MT	L	F	Hatchback Engine D7F700/D7F701	250307	Drive Shaft	26T	21	29.95	57	84	623			
	1996.05-	MT	L	F	Hatchback Engine D7F700/D7F701	250150	Drive Shaft		21	29.95	49.8	83.5	623			
1.2 (43 kW)	1996.05-	MT	R	F	Hatchback Engine D7F700/D7F701/D7F702/D7F703/D7F704	250359	Drive Shaft	38T	21	23	57	84	739			
	1996.05-	MT	L	F	Hatchback Engine D7F700/D7F701/D7F702/D7F703/D7F704	250102	Drive Shaft	38T	21	29.95	57	84.5	625.7			
	1996.05-	MT	L	F	Hatchback Engine D7F700/D7F701/D7F702/D7F703/D7F704	250401	Drive Shaft	44T	21	29.95	57	84	629			
	1996.05-	MT	R	F	Hatchback Engine D7F700/D7F701/D7F702/D7F703/D7F704	250438	Drive Shaft	44T	21	23	52.3	84.5	740			
	1996.05-	MT	L	F	Hatchback Engine D7F700/D7F701/D7F702/D7F703/D7F704	250307	Drive Shaft	26T	21	29.95	57	84	623			
	1996.05-	MT	R	F	Hatchback Engine D7F700/D7F701/D7F702/D7F703/D7F704	250308	Drive Shaft	26T	21	23	57	84	737			
	1996.05-	MT	L	F	Hatchback Engine D7F700/D7F701/D7F702/D7F703/D7F704	250150	Drive Shaft		21	29.95	49.8	83.5	623			
	1996.05-	MT	R	F	Hatchback Engine D7F700/D7F701/D7F702/D7F703/D7F704	250095	Drive Shaft		21	23	46.2	80.5	734			
1.2 16V (44 kW)	2004.08-	MT	R	F	Hatchback Engine D4F708	250359	Drive Shaft	38T	21	23	57	84	739			
	2004.08-	MT	L	F	Hatchback Engine D4F708	250102	Drive Shaft	38T	21	29.95	57	84.5	625.7			
	2004.08-	MT	L	F	Hatchback Engine D4F708	250401	Drive Shaft	44T	21	29.95	57	84	629			
	2004.08-	MT	R	F	Hatchback Engine D4F708	250438	Drive Shaft	44T	21	23	52.3	84.5	740			
	2004.08-	MT	L	F	Hatchback Engine D4F708	250150	Drive Shaft		21	29.95	49.8	83.5	623			
1.2 16V (55 kW)	2001.01-	MT	L	F	Hatchback Engine D4F702	250401	Drive Shaft	44T	21	29.95	57	84	629			
	2001.01-	MT	R	F	Hatchback Engine D4F702	250438	Drive Shaft	44T	21	23	52.3	84.5	740			
	2001.01-	MT	L	F	Hatchback Engine D4F702	250307	Drive Shaft	26T	21	29.95	57	84	623			
	2001.01-	MT	R	F	Hatchback Engine D4F702	250308	Drive Shaft	26T	21	23	57	84	737			
TWINGO II (CN0_)																
1.2 (43 kW)	2008.01-			F	Hatchback Engine D7F800	850112	Outer Joint		23	28	49	83.5	54.5	I		
1.2 16V (55 kW)	2007.03-			F	Hatchback Engine D4F722	850112	Outer Joint		23	28	49	83.5	54.5	I		
1.2 16V (56 kW)	2007.03-			F	Hatchback Engine D4F772	850112	Outer Joint		23	28	49	83.5	54.5	I		
1.2 Turbo (74 kW)	2007.07-			F	Hatchback Engine D4F780	850112	Outer Joint		23	28	49	83.5	54.5	I		
ROVER 100 / METRO (XP)																
1.1 C/L/S (44 kW)	1990.03- 1998.12	MT/AT		F	Hatchback Engine 11K2A/11K2D	851010	Outer Joint		25	22	50	82	56	I		
1.4 S/L/GTA (55 kW)	1990.03- 1998.12	MT/AT		F	Hatchback Engine 14K2A/14K2D	851010	Outer Joint		25	22	50	82	56	I		
1.5 D (42 kW)	1994.12- 1998.12	MT		F	Hatchback Engine TUD5	851010	Outer Joint		25	22	50	82	56	I		
200 (RF)																
1.1 (44 kW)	1998.01- 2000.03	MT/AT		F	Hatchback Engine 11K2D	823010	Outer Joint		26	22	49	78.8	55	I		
	1998.01- 2000.03	MT/AT		F	Hatchback Engine 11K2D	851003	Outer Joint	43T	26	22	49	78.8	55	I		
1.4 i (55 kW)	1995.11- 2000.03	MT/AT		F	Hatchback Engine 14K2F	823010	Outer Joint		26	22	49	78.8	55	I		
	1995.11- 2000.03	MT/AT		F	Hatchback Engine 14K2F	851003	Outer Joint	43T	26	22	49	78.8	55	I		
1.4 Si (76 kW)	1995.11- 2000.03	MT/AT		F	Hatchback Engine 14K4F	823010	Outer Joint		26	22	49	78.8	55	I		
	1995.11- 2000.03	MT/AT		F	Hatchback Engine 14K4F	851003	Outer Joint	43T	26	22	49	78.8	55	I		





	 YEAR	TRANSM	L/R	F/R	REMARKS	GSP Ref.	 PRODUCT	 ABS	Technical Specifications									
									A	B	C	H	L	P				
ROVER																		
200 (RF)																		
1.6 Si (82 kW)	1995.11- 2000.03	MT/AT		F	Hatchback Engine 16K4F	823010	Outer Joint		26	22	49	78.8	55	I				
	1995.11- 2000.03	MT/AT		F	Hatchback Engine 16K4F	851003	Outer Joint	43T	26	22	49	78.8	55	I				
1.8 K Vi (107 kW)	1995.11- 2000.03	MT/AT		F	Hatchback Engine 18K4K	823010	Outer Joint		26	22	49	78.8	55	I				
	1995.11- 2000.03	MT/AT		F	Hatchback Engine 18K4K	851003	Outer Joint	43T	26	22	49	78.8	55	I				
2.0 SDi (77 kW)	1995.11- 2000.03	MT/AT		F	Hatchback Engine 20T2N	851005	Outer Joint		26	32	49	78	68.5	I				
200 (XW)																		
1.4 (55 kW)	1993.09- 1995.10	MT		F	Hatchback Engine 14K2A/14K2D	823010	Outer Joint		26	22	49	78.8	55	I				
1.4 GSi/Si (70 kW)	1990.01- 1995.10			F	Hatchback Engine 14K4C	899209	Outer Joint	27T	26	22	49	78.8	55	I				
	1990.01- 1995.10	MT		F	Hatchback Engine 14K4C	823010	Outer Joint		26	22	49	78.8	55	I				
	1990.01- 1995.10	MT	L	F	Hatchback Engine 14K4C	251001	Drive Shaft		26	22	49	78.8	642					
	1990.01- 1995.10	MT	R	F	Hatchback Engine 14K4C	251010	Drive Shaft		26	22	49	78.8	877					
	1990.01- 1995.10	MT	L	F	Hatchback Engine 14K4C	251023	Drive Shaft	27T	26	22	49	78.8	642					
1.4 GSi/Si (76 kW)	1992.12- 1995.10			F	Hatchback Engine 14K4F	899209	Outer Joint	27T	26	22	49	78.8	55	I				
	1992.12- 1995.10	MT		F	Hatchback Engine 14K4F	823010	Outer Joint		26	22	49	78.8	55	I				
	1992.12- 1995.10	MT	L	F	Hatchback Engine 14K4F	251001	Drive Shaft		26	22	49	78.8	642					
	1992.12- 1995.10	MT	R	F	Hatchback Engine 14K4F	251010	Drive Shaft		26	22	49	78.8	877					
	1992.12- 1995.10	MT	L	F	Hatchback Engine 14K4F	251023	Drive Shaft	27T	26	22	49	78.8	642					
1.4 Si/GSi (66 kW)	1989.10- 1995.10			F	Hatchback Engine 14K4C/14K4D	899209	Outer Joint	27T	26	22	49	78.8	55	I				
	1989.10- 1995.10	MT		F	Hatchback Engine 14K4C/14K4D	823010	Outer Joint		26	22	49	78.8	55	I				
	1989.10- 1995.10	MT	L	F	Hatchback Engine 14K4C/14K4D	251001	Drive Shaft		26	22	49	78.8	642					
	1989.10- 1995.10	MT	R	F	Hatchback Engine 14K4C/14K4D	251010	Drive Shaft		26	22	49	78.8	877					
	1989.10- 1995.10	MT	L	F	Hatchback Engine 14K4C/14K4D	251023	Drive Shaft	27T	26	22	49	78.8	642					
1.6 (90 kW)	1992.10- 1999.06	MT	L	F	Coupe Engine D16A8	223122	Drive Shaft		26	27	49	78.8	608					
	1992.10- 1999.06	MT	R	F	Coupe Engine D16A8	223078	Drive Shaft		26	27	49	78.8	606					
	1992.10- 1999.06	AT		F	Coupe Engine D16A8	823020	Outer Joint		26	23	49	78.5	54.5	M				
	1992.10- 1999.06	MT		F	Coupe Engine D16A8	823007	Outer Joint		26	23	49	78.8	55	I				
	1992.10- 1999.06	MT		F	Coupe Engine D16A8	823008	Outer Joint	50T	26	23	49	78.8	55	I				
	1992.10- 1999.06	MT	L	F	Coupe Engine D16A8	201020	Drive Shaft	50T	26	27	49	78.8	608					
	1992.10- 1999.06	MT	R	F	Coupe Engine D16A8	223040	Drive Shaft	50T	26	27	49	78.8	606					
1.6 GSi (82 kW)	1989.10- 1995.10	MT	L	F	Hatchback Engine D16Z2	223122	Drive Shaft		26	27	49	78.8	608					
	1989.10- 1995.10	MT	R	F	Hatchback Engine D16Z2	223078	Drive Shaft		26	27	49	78.8	606					
	1989.10- 1995.10			F	Hatchback Engine D16Z2	851024	Outer Joint		26	23	49	78.5	55.5	M				
	1989.10- 1995.10	MT		F	Hatchback Engine D16Z2	823020	Outer Joint		26	23	49	78.5	54.5	M				
	1989.10- 1995.10	MT		F	Hatchback Engine D16Z2	823007	Outer Joint		26	23	49	78.8	55	I				
	1989.10- 1995.10	MT		F	Hatchback Engine D16Z2	823008	Outer Joint	50T	26	23	49	78.8	55	I				
	1989.10- 1995.10	MT	L	F	Hatchback Engine D16Z2	201020	Drive Shaft	50T	26	27	49	78.8	608					
	1989.10- 1995.10	MT	R	F	Hatchback Engine D16Z2	223040	Drive Shaft	50T	26	27	49	78.8	606					
1.6 GTi (90 kW)	1990.09- 1995.10	MT	L	F	Hatchback Engine D16A8	223122	Drive Shaft		26	27	49	78.8	608					
	1990.09- 1995.10	MT	R	F	Hatchback Engine D16A8	223078	Drive Shaft		26	27	49	78.8	606					
	1990.09- 1995.10			F	Hatchback Engine D16A8	851024	Outer Joint		26	23	49	78.5	55.5	M				
	1990.09- 1995.10	MT		F	Hatchback Engine D16A8	823020	Outer Joint		26	23	49	78.5	54.5	M				
	1990.09- 1995.10	MT		F	Hatchback Engine D16A8	823007	Outer Joint		26	23	49	78.8	55	I				
	1990.09- 1995.10	MT		F	Hatchback Engine D16A8	823008	Outer Joint	50T	26	23	49	78.8	55	I				
	1990.09- 1995.10	MT	L	F	Hatchback Engine D16A8	201020	Drive Shaft	50T	26	27	49	78.8	608					
	1990.09- 1995.10	MT	R	F	Hatchback Engine D16A8	223040	Drive Shaft	50T	26	27	49	78.8	606					
1.8 TD (65 kW)	1991.09- 1995.10	MT		F	Hatchback Engine XUD7TE	851005	Outer Joint		26	32	49	78	68.5	I				
	1991.09- 1995.10	MT		F	Hatchback Engine XUD7TE	851006	Outer Joint	27T	26	32	49	78	68.5	I				
2.0 GTi (100 kW)	1993.01- 1995.10	MT		F	Hatchback Engine 20T4H	851005	Outer Joint		26	32	49	78	68.5	I				
	1993.01- 1995.10	MT		F	Hatchback Engine 20T4H	851006	Outer Joint	27T	26	32	49	78	68.5	I				
2.0 GTi (103 kW)	1991.09- 1995.10	MT		F	Hatchback Engine 20M4F	851005	Outer Joint		26	32	49	78	68.5	I				
	1991.09- 1995.10	MT		F	Hatchback Engine 20M4F	851006	Outer Joint	27T	26	32	49	78	68.5	I				
200 II																		
2.0	1991.06- 1996.03	MT	R	F		251014	Drive Shaft	27T	26	29	49	78	936					
2.0 TURBO	1991.06- 1996.03	MT	R	F		251014	Drive Shaft	27T	26	29	49	78	936					
200 SERIES																		
218-1.8 TD	1991.03- 1996.03	MT				651006	Inner Joint		29	25	40	56.5	96.5					
	1991.03- 1996.03	MT	L			251004	Drive Shaft	27T	26	29	49	78	594					
	1991.03- 1996.03	MT	R			250169	Drive Shaft	27T	26	29	49	78	925					
	1991.03- 1996.03	MT	L			251011	Drive Shaft		26	29	49	78	594					
218-1.9 Diesel	1991.03- 1996.03	MT				651006	Inner Joint		29	25	40	56.5	96.5					
	1991.03- 1996.03	MT	L			251004	Drive Shaft	27T	26	29	49	78	594					
	1991.03- 1996.03	MT	R			250169	Drive Shaft	27T	26	29	49	78	925					





	 YEAR	TRANSM	L/R	F/R	REMARKS	GSP Ref.	 PRODUCT	 ABS	Technical Specifications									
									A	B	C	H	L	P				
ROVER 200 SERIES																		
218-1.9 Diesel	1991.03- 1996.03	MT	L			251011	Drive Shaft		26	29	49	78	594					
25																		
2.0 TD	1999.11-	MT	L	F		251017	Drive Shaft	43T	26	29	55	77.5	559					
25 (RF)																		
1.4 16V (62 kW)	1999.10- 2005.05	MT/AT		F	Hatchback Engine 14K4M	823010	Outer Joint		26	22	49	78.8	55	I				
	1999.10- 2005.05	MT/AT		F	Hatchback Engine 14K4M	851003	Outer Joint	43T	26	22	49	78.8	55	I				
1.4 16V (76 kW)	1999.10- 2005.05	MT/AT		F	Hatchback Engine 14K4F	823010	Outer Joint		26	22	49	78.8	55	I				
	1999.10- 2005.05	MT/AT		F	Hatchback Engine 14K4F	851003	Outer Joint	43T	26	22	49	78.8	55	I				
1.6 16V (80 kW)	1999.10- 2005.05	MT/AT		F	Hatchback Engine 16K4F	823010	Outer Joint		26	22	49	78.8	55	I				
	1999.10- 2005.05	MT/AT		F	Hatchback Engine 16K4F	851003	Outer Joint	43T	26	22	49	78.8	55	I				
1.8 16V (107 kW)	2000.02- 2005.05	MT/AT		F	Hatchback Engine 18K4K	823010	Outer Joint		26	22	49	78.8	55	I				
	2000.02- 2005.05	MT/AT		F	Hatchback Engine 18K4K	851003	Outer Joint	43T	26	22	49	78.8	55	I				
1.8 16V (85 kW)	1999.10- 2005.05	MT/AT		F	Hatchback Engine 18K4F	823010	Outer Joint		26	22	49	78.8	55	I				
	1999.10- 2005.05	MT/AT		F	Hatchback Engine 18K4F	851003	Outer Joint	43T	26	22	49	78.8	55	I				
2.0 iDT (74 kW)	1999.10- 2005.05	5MT		F	Hatchback Engine 20T2N	851007	Outer Joint	43T	26	32	49	78	68.5	I				
	1999.10- 2005.05	MT/AT		F	Hatchback Engine 20T2N	851005	Outer Joint		26	32	49	78	68.5	I				
400 (RT)																		
1.4 Si (76 kW)	1995.05- 2000.03			F	Hatchback Engine 14K4F	851018	Outer Joint		26	22	55	77.5	55.5	I				
	1995.05- 2000.03			F	Saloon Engine 14K4F	851018	Outer Joint		26	22	55	77.5	55.5	I				
	1995.05- 2000.03			F	Hatchback Engine 14K4F	851004	Outer Joint	43T	26	22	55	77.5	55.5	I				
	1995.05- 2000.03			F	Saloon Engine 14K4F	851004	Outer Joint	43T	26	22	55	77.5	55.5	I				
1.6 Si (82 kW)	1995.05- 2000.03	5MT		F	Hatchback Engine 16K4F	851018	Outer Joint		26	22	55	77.5	55.5	I				
	1995.05- 2000.03	5MT		F	Saloon Engine 16K4F	851018	Outer Joint		26	22	55	77.5	55.5	I				
	1995.05- 2000.03	5MT		F	Hatchback Engine 16K4F	851004	Outer Joint	43T	26	22	55	77.5	55.5	I				
	1995.05- 2000.03	5MT		F	Saloon Engine 16K4F	851004	Outer Joint	43T	26	22	55	77.5	55.5	I				
1.6 Si (83 kW)	1995.05- 2000.03	4AT		F	Saloon Engine D16Y2	851018	Outer Joint		26	22	55	77.5	55.5	I				
	1995.05- 2000.03	4AT		F	Saloon Engine D16Y2	851004	Outer Joint	43T	26	22	55	77.5	55.5	I				
	1995.06- 2000.03	4AT		F	Hatchback Engine D16Y2	851018	Outer Joint		26	22	55	77.5	55.5	I				
	1995.06- 2000.03	4AT		F	Hatchback Engine D16Y2	851004	Outer Joint	43T	26	22	55	77.5	55.5	I				
2.0 D (63 kW)	1995.11- 2000.03	MT		F	Hatchback Engine 20T2R	823002	Outer Joint	43T	26	32	55	78	68.5	I				
	1995.11- 2000.03	MT		F	Saloon Engine 20T2R	823002	Outer Joint	43T	26	32	55	78	68.5	I				
	1995.11- 2000.03	5MT		F	Hatchback Engine 20T2R	851008	Outer Joint		26	32	55	78	68.5	I				
	1995.11- 2000.03	5MT		F	Saloon Engine 20T2R	851008	Outer Joint		26	32	55	78	68.5	I				
2.0 Di (77 kW)	1995.05- 2000.03	MT		F	Hatchback Engine 20T2N	823002	Outer Joint	43T	26	32	55	78	68.5	I				
	1995.05- 2000.03	MT		F	Saloon Engine 20T2N	823002	Outer Joint	43T	26	32	55	78	68.5	I				
	1995.05- 2000.03	5MT		F	Hatchback Engine 20T2N	851008	Outer Joint		26	32	55	78	68.5	I				
	1995.05- 2000.03			F	Saloon Engine 20T2N	851008	Outer Joint		26	32	55	78	68.5	I				
400 (XW)																		
1.4 GSi/SI (66 kW)	1990.04- 1995.04			F	Saloon Engine 14K4C/14K4D	899209	Outer Joint	27T	26	22	49	78.8	55	I				
	1990.04- 1995.04	MT		F	Saloon Engine 14K4C/14K4D	823010	Outer Joint		26	22	49	78.8	55	I				
	1990.04- 1995.04	MT	L	F	Saloon Engine 14K4C/14K4D	251001	Drive Shaft		26	22	49	78.8	642					
	1990.04- 1995.04	MT	R	F	Saloon Engine 14K4C/14K4D	251010	Drive Shaft		26	22	49	78.8	877					
	1990.04- 1995.04	MT	L	F	Saloon Engine 14K4C/14K4D	251023	Drive Shaft	27T	26	22	49	78.8	642					
1.4 GSi/SI CAT (76 kW)	1993.01- 1995.04			F	Saloon Engine 14K4F	899209	Outer Joint	27T	26	22	49	78.8	55	I				
	1993.01- 1995.04	MT		F	Saloon Engine 14K4F	823010	Outer Joint		26	22	49	78.8	55	I				
	1993.01- 1995.04	MT	L	F	Saloon Engine 14K4F	251001	Drive Shaft		26	22	49	78.8	642					
	1993.01- 1995.04	MT	R	F	Saloon Engine 14K4F	251010	Drive Shaft		26	22	49	78.8	877					
	1993.01- 1995.04	MT	L	F	Saloon Engine 14K4F	251023	Drive Shaft	27T	26	22	49	78.8	642					
1.6 GSi (82 kW)	1990.04- 1995.04	MT	L	F	Saloon Engine D16Z2	223122	Drive Shaft		26	27	49	78.8	608					
	1990.04- 1995.04	MT	R	F	Saloon Engine D16Z2	223078	Drive Shaft		26	27	49	78.8	606					
	1990.04- 1995.04	MT		F	Saloon Engine D16Z2	823020	Outer Joint		26	23	49	78.5	54.5	M				
	1990.04- 1995.04	MT		F	Saloon Engine D16Z2	823007	Outer Joint		26	23	49	78.8	55	I				
	1990.04- 1995.04	MT		F	Saloon Engine D16Z2	823008	Outer Joint	50T	26	23	49	78.8	55	I				
	1990.04- 1995.04	MT	L	F	Saloon Engine D16Z2	201020	Drive Shaft	50T	26	27	49	78.8	608					
	1990.04- 1995.04	MT	R	F	Saloon Engine D16Z2	223040	Drive Shaft	50T	26	27	49	78.8	606					
1.6 GTi (90 kW)	1990.04- 1995.04	MT	L	F	Saloon Engine D16A8	223122	Drive Shaft		26	27	49	78.8	608					
	1990.04- 1995.04	MT	R	F	Saloon Engine D16A8	223078	Drive Shaft		26	27	49	78.8	606					
	1990.04- 1995.04	MT		F	Saloon Engine D16A8	823020	Outer Joint		26	23	49	78.5	54.5	M				
	1990.04- 1995.04	MT		F	Saloon Engine D16A8	823007	Outer Joint		26	23	49	78.8	55	I				
	1990.04- 1995.04	MT		F	Saloon Engine D16A8	823008	Outer Joint	50T	26	23	49	78.8	55	I				
	1990.04- 1995.04	MT	L	F	Saloon Engine D16A8	201020	Drive Shaft	50T	26	27	49	78.8	608					
	1990.04- 1995.04	MT	R	F	Saloon Engine D16A8	223040	Drive Shaft	50T	26	27	49	78.8	606					





	 YEAR	TRANSM	L/R	F/R	REMARKS	GSP Ref.	 PRODUCT	 ABS	Technical Specifications								
									A	B	C	H	L	P			
ROVER																	
400 (XW)																	
1.8 TD (65 kW)	1991.09- 1995.04	MT		F	Saloon Engine XUD7TE	851005	Outer Joint		26	32	49	78	68.5	I			
	1991.09- 1995.04	MT		F	Saloon Engine XUD7TE	851006	Outer Joint	27T	26	32	49	78	68.5	I			
1.9 D (49 kW)	1991.09- 1995.04	MT		F	Saloon	851005	Outer Joint		26	32	49	78	68.5	I			
	1991.09- 1995.04	MT		F	Saloon	851006	Outer Joint	27T	26	32	49	78	68.5	I			
2.0 GSi/SLI/GTi/Vite (100 kW)	1993.01- 1995.04	MT		F	Saloon Engine 20T4H	851005	Outer Joint		26	32	49	78	68.5	I			
	1993.01- 1995.04	MT		F	Saloon Engine 20T4H	851006	Outer Joint	27T	26	32	49	78	68.5	I			
2.0 GTi/GSi/Vitesse (103 kW)	1992.02- 1995.04	MT		F	Saloon Engine 20M4F	851005	Outer Joint		26	32	49	78	68.5	I			
	1992.02- 1995.04	MT		F	Saloon Engine 20M4F	851006	Outer Joint	27T	26	32	49	78	68.5	I			
400 I																	
2.0	1991.11- 1995.10	MT	R	F	Saloon	251014	Drive Shaft	27T	26	29	49	78	936				
	1994.06- 1996.03	MT	R	F	Tourer	251014	Drive Shaft	27T	26	29	49	78	936				
2.0 TURBO	1991.11- 1995.10	MT	R	F	Saloon	251014	Drive Shaft	27T	26	29	49	78	936				
400 SERIES																	
418-1.8 TD	1991.03- 1996.03	MT				651006	Inner Joint		29	25	40	56.5	96.5				
	1991.03- 1996.03	MT	L			251004	Drive Shaft	27T	26	29	49	78	594				
	1991.03- 1996.03	MT	R			250169	Drive Shaft	27T	26	29	49	78	925				
	1991.03- 1996.10	MT	L			251011	Drive Shaft		26	29	49	78	594				
418-1.9 Diesel	1991.01- 1995.11	MT				651006	Inner Joint		29	25	40	56.5	96.5				
	1991.01- 1995.11	MT	L			251004	Drive Shaft	27T	26	29	49	78	594				
	1991.01- 1995.11	MT	R			250169	Drive Shaft	27T	26	29	49	78	925				
	1992.10- 1996.03	MT	L			251011	Drive Shaft		26	29	49	78	594				
45																	
2.0 TD	2000.01-	MT	L	F		251017	Drive Shaft	43T	26	29	55	77.5	559				
45 (RT)																	
1.4 (76 kW)	2000.02- 2005.05	5MT		F	Hatchback Engine 14K4F	851018	Outer Joint		26	22	55	77.5	55.5	I			
	2000.02- 2005.05	5MT		F	Saloon Engine 14K4F	851018	Outer Joint		26	22	55	77.5	55.5	I			
	2000.02- 2005.05	5MT		F	Hatchback Engine 14K4F	851004	Outer Joint	43T	26	22	55	77.5	55.5	I			
	2000.02- 2005.05	5MT		F	Saloon Engine 14K4F	851004	Outer Joint	43T	26	22	55	77.5	55.5	I			
1.6 (80 kW)	2000.02- 2005.05	5MT		F	Hatchback Engine 16K4F	851018	Outer Joint		26	22	55	77.5	55.5	I			
	2000.02- 2005.05	5MT		F	Saloon Engine 16K4F	851018	Outer Joint		26	22	55	77.5	55.5	I			
	2000.02- 2005.05	5MT		F	Hatchback Engine 16K4F	851004	Outer Joint	43T	26	22	55	77.5	55.5	I			
	2000.02- 2005.05	5MT		F	Saloon Engine 16K4F	851004	Outer Joint	43T	26	22	55	77.5	55.5	I			
1.8 (86 kW)	2000.02- 2005.05			F	Hatchback Engine 18K4F	851018	Outer Joint		26	22	55	77.5	55.5	I			
	2000.02- 2005.05			F	Saloon Engine 18K4F	851018	Outer Joint		26	22	55	77.5	55.5	I			
	2000.02- 2005.05			F	Hatchback Engine 18K4F	851004	Outer Joint	43T	26	22	55	77.5	55.5	I			
	2000.02- 2005.05			F	Saloon Engine 18K4F	851004	Outer Joint	43T	26	22	55	77.5	55.5	I			
2.0 iDT (74 kW)	2000.02- 2005.05	MT		F	Hatchback Engine 20T2N	823002	Outer Joint	43T	26	32	55	78	68.5	I			
	2000.02- 2005.05	MT		F	Saloon Engine 20T2N	823002	Outer Joint	43T	26	32	55	78	68.5	I			
	2000.02- 2005.05	5MT		F	Hatchback Engine 20T2N	851008	Outer Joint		26	32	55	78	68.5	I			
	2000.02- 2005.05	5MT		F	Saloon Engine 20T2N	851008	Outer Joint		26	32	55	78	68.5	I			
2.0 V6 (110 kW)	2000.02- 2005.05	5AT		F	Hatchback Engine 20K4F	823002	Outer Joint	43T	26	32	55	78	68.5	I			
	2000.02- 2005.05	MT		F	Saloon Engine 20K4F	823002	Outer Joint	43T	26	32	55	78	68.5	I			
	2000.02- 2005.05	MT		F	Hatchback Engine 20K4F	851008	Outer Joint		26	32	55	78	68.5	I			
	2000.02- 2005.05	MT		F	Saloon Engine 20K4F	851008	Outer Joint		26	32	55	78	68.5	I			
600																	
618	1996.01-	MT				601008	Inner Joint		27	32	40	43	78				
620	1994.06-	MT				601008	Inner Joint		27	32	40	43	78				
623	1994.06-	MT				601008	Inner Joint		27	32	40	43	78				
600 (RH)																	
1.8 i/Si (85 kW)	1996.03- 1999.02	MT/AT	L	F	Saloon Engine F18A3	223038	Drive Shaft	50T	28	27	60	89	552.5				
	1996.03- 1999.02	MT/AT	R	F	Saloon Engine F18A3	223039	Drive Shaft	50T	28	27	60	89	602.7				
	1996.03- 1999.02	MT/AT		F	Saloon Engine F18A3	851001	Outer Joint	50T	28	32	60	89	61	I			
2.0 i (85 kW)	1993.08- 1996.06	MT/AT	L	F	Saloon Engine F20Z2	223038	Drive Shaft	50T	28	27	60	89	552.5				
	1993.08- 1996.06	MT/AT	R	F	Saloon Engine F20Z2	223039	Drive Shaft	50T	28	27	60	89	602.7				
	1993.08- 1996.06	MT/AT		F	Saloon Engine F20Z2	851017	Outer Joint		28	32	60	89	61	I			
	1993.08- 1996.06	MT/AT		F	Saloon Engine F20Z2	851001	Outer Joint	50T	28	32	60	89	61	I			
2.0 SDi (77 kW)	1994.12- 1999.02	MT/AT		F	Saloon Engine 20T2N	851017	Outer Joint		28	32	60	89	61	I			
	1994.12- 1999.02	MT/AT		F	Saloon Engine 20T2N	851001	Outer Joint	50T	28	32	60	89	61	I			
2.0 Si (96 kW)	1993.08- 1999.02	MT/AT	L	F	Saloon Engine F20Z1	223038	Drive Shaft	50T	28	27	60	89	552.5				
	1993.08- 1999.02	MT/AT	R	F	Saloon Engine F20Z1	223039	Drive Shaft	50T	28	27	60	89	602.7				
	1993.08- 1999.02	MT/AT		F	Saloon Engine F20Z1	851017	Outer Joint		28	32	60	89	61	I			





	 YEAR	TRANSM	L/R	F/R	REMARKS	GSP Ref.	 PRODUCT	 ABS	Technical Specifications								
									A	B	C	H	L	P			
ROVER																	
600 (RH)																	
2.0 Si (96 kW)	1993.08- 1999.02	MT/AT		F	Saloon Engine F20Z1	851001	Outer Joint	50T	28	32	60	89	61	I			
2.0 Ti Vitesse (147 kW)	1994.07- 1999.02			F	Saloon Engine 20T4G	899208	Outer Joint	45T	28	32	60	89	61	I			
	1994.07- 1999.02	MT/AT		F	Saloon Engine 20T4G	851001	Outer Joint	50T	28	32	60	89	61	I			
2.3 Si (116 kW)	1993.08- 1999.02	MT/AT	L	F	Saloon Engine H23A3	223038	Drive Shaft	50T	28	27	60	89	552.5				
	1993.08- 1999.02	MT/AT	R	F	Saloon Engine H23A3	223039	Drive Shaft	50T	28	27	60	89	602.7				
	1993.08- 1999.02	MT/AT		F	Saloon Engine H23A3	851017	Outer Joint		28	32	60	89	61	I			
	1993.08- 1999.02	MT/AT		F	Saloon Engine H23A3	851001	Outer Joint	50T	28	32	60	89	61	I			
75 (RJ)																	
1.8 (88 kW)	1999.02- 2005.05			F	Saloon Engine K1.8	851011	Outer Joint		28	23	57.8	83.5	62	M			
2.0 CDT (85 kW)	1999.02- 2005.05	MT/AT		F	Saloon Engine M47R	899151	Outer Joint		28	24	57.8	83.5	62	M			
2.0 V6 (110 kW)	1999.02- 2005.05	MT/AT		F	Saloon Engine 20K4F	899151	Outer Joint		28	24	57.8	83.5	62	M			
2.5 V6 (129 kW)	1999.02- 2001.10	MT/AT		F	Saloon Engine KV6	899151	Outer Joint		28	24	57.8	83.5	62	M			
2.5 V6 (130 kW)	2001.10- 2005.05	MT/AT		F	Saloon Engine 25K4F	899151	Outer Joint		28	24	57.8	83.5	62	M			
75 TOURER (RJ)																	
1.8 (88 kW)	2001.08- 2005.05			F	Estate Engine K1.8	851011	Outer Joint		28	23	57.8	83.5	62	M			
2.0 CDT (85 kW)	2001.08- 2005.05	MT/AT		F	Estate Engine M47R	899151	Outer Joint		28	24	57.8	83.5	62	M			
2.0 V6 (110 kW)	2001.08- 2005.05	MT/AT		F	Estate Engine 20K4F	899151	Outer Joint		28	24	57.8	83.5	62	M			
2.5 V6 (130 kW)	2001.08- 2005.05	MT/AT		F	Estate Engine KV6	899151	Outer Joint		28	24	57.8	83.5	62	M			
800																	
2.0	1986.07- 1998.08	MT/AT		F		851015	Outer Joint		28	32	55.6	85	61	I			
2.5 Si (129 kW)	1996.04- 1999.02	MT/AT		F	Coupe Engine 25K4F	851002	Outer Joint	45T	28	32	55.6	85	61	I			
2.5 TD	1990.09- 1998.08	MT		F		851015	Outer Joint		28	32	55.6	85	61	I			
2.5 V6	1986.07- 1988.02	MT/AT		F		851015	Outer Joint		28	32	55.6	85	61	I			
2.7 24V (124 kW)	1992.08- 1999.02	MT/AT		F	Coupe Engine C27A1	851002	Outer Joint	45T	28	32	55.6	85	61	I			
2.7 V6	1988.02- 1996.03	MT		F		851015	Outer Joint		28	32	55.6	85	61	I			
800 (XS)																	
2.0 16V I/Sl (103 kW)	1986.10- 1988.10	MT/AT		F	Saloon Engine 20HD	851002	Outer Joint	45T	28	32	55.6	85	61	I			
2.0 i/Si (100 kW)	1992.01- 1999.02	MT/AT		F	Saloon Engine 20T4H	851002	Outer Joint	45T	28	32	55.6	85	61	I			
	1993.01- 1999.02	MT/AT		F	Hatchback Engine 20T4H	851002	Outer Joint	45T	28	32	55.6	85	61	I			
2.0 i/Si (103 kW)	1988.10- 1991.12	MT/AT		F	Hatchback Engine 20HD	851002	Outer Joint	45T	28	32	55.6	85	61	I			
2.0 Si (98 kW)	1988.10- 1991.12	MT/AT		F	Hatchback Engine 20HDM16	851002	Outer Joint	45T	28	32	55.6	85	61	I			
	1988.10- 1991.12	MT/AT		F	Saloon Engine 20HDM16	851002	Outer Joint	45T	28	32	55.6	85	61	I			
2.5 D/SD (87 kW)	1990.01- 1999.02	MT/AT		F	Saloon Engine 4924SHIRG/425SL1RR	851002	Outer Joint	45T	28	32	55.6	85	61	I			
2.5 Si Lux (129 kW)	1996.04- 1999.02	MT/AT		F	Saloon Engine 25K4F	851002	Outer Joint	45T	28	32	55.6	85	61	I			
2.5 Si/Sterling (123 kW)	1986.10- 1988.10	MT/AT		F	Saloon Engine C25A2	851002	Outer Joint	45T	28	32	55.6	85	61	I			
2.5 Si/Sterling (127 kW)	1987.01- 1991.12	MT/AT		F	Saloon Engine C25A2	851002	Outer Joint	45T	28	32	55.6	85	61	I			
2.5 Si/Sterling CAT (110 kW)	1986.10- 1991.12	MT/AT		F	Saloon Engine C25A1	851002	Outer Joint	45T	28	32	55.6	85	61	I			
2.7 24V I/Sl CAT (124 kW)	1992.01- 1999.02	MT/AT		F	Hatchback Engine C27A1	851002	Outer Joint	45T	28	32	55.6	85	61	I			
2.7 Si/Sterling (130 kW)	1988.02- 1991.12	MT/AT		F	Saloon Engine C27A2	851002	Outer Joint	45T	28	32	55.6	85	61	I			
2.7 Si/Sterling CAT (124 kW)	1988.02- 1999.02	MT/AT		F	Saloon Engine C27A1	851002	Outer Joint	45T	28	32	55.6	85	61	I			
2.7 Vitesse CAT (124 kW)	1988.10- 1991.12	MT		F	Hatchback Engine C27A1	851002	Outer Joint	45T	28	32	55.6	85	61	I			
2.7 Vitesse/SLI (130 kW)	1988.10- 1991.12	MT		F	Hatchback Engine C27A2	851002	Outer Joint	45T	28	32	55.6	85	61	I			
CABRIOLET (XW)																	
1.4 (66 kW)	1992.01- 1999.11	MT		F	Convertible Engine 14K4C/14K4D	823010	Outer Joint		26	22	49	78.8	55	I			
	1992.01- 1999.11	MT	L	F	Convertible Engine 14K4C/14K4D	251001	Drive Shaft		26	22	49	78.8	642				
	1992.01- 1999.11	MT	R	F	Convertible Engine 14K4C/14K4D	251010	Drive Shaft		26	22	49	78.8	877				
	1992.01- 1999.11	MT	L	F	Convertible Engine 14K4C/14K4D	251023	Drive Shaft	27T	26	22	49	78.8	642				
1.4 i 16V (76 kW)	1993.01- 1999.11	MT		F	Convertible Engine 14K4F	823010	Outer Joint		26	22	49	78.8	55	I			
	1993.01- 1999.11	MT	L	F	Convertible Engine 14K4F	251001	Drive Shaft		26	22	49	78.8	642				
	1993.01- 1999.11	MT	R	F	Convertible Engine 14K4F	251010	Drive Shaft		26	22	49	78.8	877				
	1993.01- 1999.11	MT	L	F	Convertible Engine 14K4F	251023	Drive Shaft	27T	26	22	49	78.8	642				
1.6 i (90 kW)	1992.01- 1999.11	AT		F	Convertible Engine D16A8	823020	Outer Joint		26	23	49	78.5	54.5	M			
	1992.01- 1999.11	MT		F	Convertible Engine D16A8	823007	Outer Joint		26	23	49	78.8	55	I			
	1992.01- 1999.11	MT		F	Convertible Engine D16A8	823008	Outer Joint	50T	26	23	49	78.8	55	I			
	1992.01- 1999.11	MT	L	F	Convertible Engine D16A8	201020	Drive Shaft	50T	26	27	49	78.8	608				
1992.01- 1999.11	MT	R	F	Convertible Engine D16A8	223040	Drive Shaft	50T	26	27	49	78.8	606					
MG ZR																	
2.0 TD	2001.07-	MT	L	F		251017	Drive Shaft	43T	26	29	55	77.5	559				
MG ZS																	
2.0 TD	2001.07-	MT	L	F		251017	Drive Shaft	43T	26	29	55	77.5	559				





	 YEAR	TRANSM	L/R	F/R	REMARKS	GSP Ref.	 PRODUCT	 ABS	Technical Specifications									
									A	B	C	H	L	P				
ROVER																		
MINI																		
1.0 (30 kW)	1992.01- 1993.06	MT/AT		F	Hatchback Engine 99HD81	851013	Outer Joint		29	19	48	106	57	I				
1.3 (39 kW)	1992.01- 1995.04	MT/AT		F	Hatchback Engine 12A2D	851013	Outer Joint		29	19	48	106	57	I				
850-1100	1972.01-	MT/AT			-05.84	851009	Outer Joint		19	19	48	93	55	I				
MONTEGO (XE)																		
1.3 (50 kW)	1984.10- 1988.10	MT/AT		F	Estate Engine 12HL	851010	Outer Joint		25	22	50	82	56	I				
SAAB																		
9-3																		
1.8 i (90 kW)	2005.04- 2008.01			F	Estate Engine Z18XE	852012	Outer Joint		30	25	52	94.5	61	O				
1.9 TiD (110 kW)	2005.04- 2008.01	AT	L/R	F	Estate Engine Z19DTH	244080	Drive Shaft		30	27	53.8	94.5	591					
	2005.04- 2008.01	MT	R	F	Estate Engine Z19DTH	221032	Drive Shaft		30	27	53.8	94.5	605					
	2005.04- 2008.01	MT/AT		F	Estate Engine Z19DTH	817051	Outer Joint		30	26	53.8	94.5	65.5	M				
	2005.04- 2008.01	MT	L	F	Estate Engine Z19DTH	221032	Drive Shaft		30	27	53.8	94.5	605					
	2005.04- 2008.01			F	Estate Engine Z19DTH	852012	Outer Joint		30	25	52	94.5	61	O				
1.9 TiD (88 kW)	2005.04- 2008.01	MT	L/R	F	Estate Engine Z19DTJ	221032	Drive Shaft		30	27	53.8	94.5	605					
	2005.04- 2008.01	MT/AT		F	Estate Engine Z19DTJ	817051	Outer Joint		30	26	53.8	94.5	65.5	M				
	2005.04- 2008.01			F	Estate Engine Z19DTJ	852012	Outer Joint		30	25	52	94.5	61	O				
2.0 T (110 kW)	2005.04- 2008.01			F	Estate Engine B207E	821030	Outer Joint		30	28	55.4	96	65	M				
2.0 T (129 kW)	2005.04- 2008.01			F	Estate Engine B207L	821030	Outer Joint		30	28	55.4	96	65	M				
2.0 T (154 kW)	2005.04- 2008.01			F	Estate Engine B207R	821030	Outer Joint		30	28	55.4	96	65	M				
2.8 Turbo V6 (184 kW)	2005.04- 2008.01			F	Estate Engine LP9	821030	Outer Joint		30	28	55.4	96	65	M				
	2005.04- 2008.01			F	Estate Engine LP9	852012	Outer Joint		30	25	52	94.5	61	O				
9-3 (YS3D)																		
2.0 i (96 kW)	1998.02- 2002.09	AT	L	F	Hatchback Engine B204I	252001	Drive Shaft	29T	33	34	52	92.5	594					
	1998.02- 2002.09	MT/AT	R	F	Hatchback Engine B204I	252002	Drive Shaft	29T	33	37.1	52	92.5	487					
	1998.02- 2002.09	MT/AT		F	Hatchback Engine B204I	852001	Outer Joint	29T	33	25	52	99	61	O				
2.0 SE Turbo (147 kW)	1998.02- 2002.09	AT	L	F	Hatchback Engine B204R	252001	Drive Shaft	29T	33	34	52	92.5	594					
	1998.02- 2002.09	MT/AT	R	F	Hatchback Engine B204R	252002	Drive Shaft	29T	33	37.1	52	92.5	487					
	1998.02- 2002.09	MT/AT		F	Hatchback Engine B204R	852001	Outer Joint	29T	33	25	52	99	61	O				
2.0 Turbo (113 kW)	1998.10- 2002.09	AT	L	F	Hatchback Engine B204E	252001	Drive Shaft	29T	33	34	52	92.5	594					
	1998.10- 2002.09	MT/AT	R	F	Hatchback Engine B204E	252002	Drive Shaft	29T	33	37.1	52	92.5	487					
	1998.10- 2002.09	MT/AT		F	Hatchback Engine B204E	852001	Outer Joint	29T	33	25	52	99	61	O				
2.0 Turbo (136 kW)	1998.02- 2002.09	AT	L	F	Hatchback Engine B204L/B205L	252001	Drive Shaft	29T	33	34	52	92.5	594					
	1998.02- 2002.09	MT/AT	R	F	Hatchback Engine B204L/B205L	252002	Drive Shaft	29T	33	37.1	52	92.5	487					
	1998.02- 2002.09	MT/AT		F	Hatchback Engine B204L/B205L	852001	Outer Joint	29T	33	25	52	99	61	O				
2.2 TiD (85 kW)	1998.02- 2000.11	AT	L	F	Hatchback Engine D223L/X22DTH	252001	Drive Shaft	29T	33	34	52	92.5	594					
	1998.02- 2000.11	MT/AT	R	F	Hatchback Engine D223L/X22DTH	252002	Drive Shaft	29T	33	37.1	52	92.5	487					
	1998.02- 2000.11	MT/AT		F	Hatchback Engine D223L/X22DTH	852001	Outer Joint	29T	33	25	52	99	61	O				
2.3 i (110 kW)	1998.02- 2002.09	AT	L	F	Hatchback Engine B234I	252001	Drive Shaft	29T	33	34	52	92.5	594					
	1998.02- 2002.09	MT/AT	R	F	Hatchback Engine B234I	252002	Drive Shaft	29T	33	37.1	52	92.5	487					
	1998.02- 2002.09	MT/AT		F	Hatchback Engine B234I	852001	Outer Joint	29T	33	25	52	99	61	O				
2.3 Turbo (165 kW)	1998.10- 2002.09			F	Hatchback Engine B235R	852008	Outer Joint	29T	33	27	59	98	65	I				
9-3 (YS3F)																		
1.8 T (110 kW)	2002.09-			F	Saloon Engine B207E	821030	Outer Joint		30	28	55.4	96	65	M				
	2003.08-			F	Convertible Engine B207E	821030	Outer Joint		30	28	55.4	96	65	M				
1.8 i (90 kW)	2003.11- 2008.01			F	Saloon Engine Z18XE	852012	Outer Joint		30	25	52	94.5	61	O				
1.9 TiD (110 kW)	2004.06- 2008.01	AT	L/R	F	Saloon Engine Z19DTH	244080	Drive Shaft		30	27	53.8	94.5	591					
	2004.06- 2008.01	MT	R	F	Saloon Engine Z19DTH	221032	Drive Shaft		30	27	53.8	94.5	605					
	2004.06- 2008.01	MT/AT		F	Saloon Engine Z19DTH	817051	Outer Joint		30	26	53.8	94.5	65.5	M				
	2004.06- 2008.01	MT	L	F	Saloon Engine Z19DTH	221032	Drive Shaft		30	27	53.8	94.5	605					
	2004.06- 2008.01			F	Saloon Engine Z19DTH	852012	Outer Joint		30	25	52	94.5	61	O				
	2006.01- 2008.01	AT	L/R	F	Convertible Engine Z19DTH	244080	Drive Shaft		30	27	53.8	94.5	591					
	2006.01- 2008.01	MT	R	F	Convertible Engine Z19DTH	221032	Drive Shaft		30	27	53.8	94.5	605					
	2006.01- 2008.01	MT/AT		F	Convertible Engine Z19DTH	817051	Outer Joint		30	26	53.8	94.5	65.5	M				
	2006.01- 2008.01	MT	L	F	Convertible Engine Z19DTH	221032	Drive Shaft		30	27	53.8	94.5	605					
	2006.01- 2008.01			F	Convertible Engine Z19DTH	852012	Outer Joint		30	25	52	94.5	61	O				
1.9 TiD (88 kW)	2004.06- 2008.01	MT	L/R	F	Saloon Engine Z19DT	221032	Drive Shaft		30	27	53.8	94.5	605					
	2004.06- 2008.01	MT/AT		F	Saloon Engine Z19DT	817051	Outer Joint		30	26	53.8	94.5	65.5	M				
	2004.06- 2008.01			F	Saloon Engine Z19DT	852012	Outer Joint		30	25	52	94.5	61	O				
2.0 T (129 kW)	2002.09-			F	Saloon Engine B207L	821030	Outer Joint		30	28	55.4	96	65	M				
	2003.08-			F	Convertible Engine B207L	821030	Outer Joint		30	28	55.4	96	65	M				





	 YEAR	TRANSM	L/R	F/R	REMARKS	GSP Ref.	 PRODUCT	 ABS	Technical Specifications					
									A	B	C	H	L	P
SAAB														
9-3 (YS3F)														
2.0 T (154 kW)	2002.09- 2003.08-			F	Saloon Engine B207R	821030	Outer Joint		30	28	55.4	96	65	M
				F	Convertible Engine B207R	821030	Outer Joint		30	28	55.4	96	65	M
2.2 TiD (92 kW)	2002.09-			F	Saloon Engine D223L	821030	Outer Joint		30	28	55.4	96	65	M
2.8 Turbo V6 (184 kW)	2005.07- 2008.01			F	Saloon Engine LP9	821030	Outer Joint		30	28	55.4	96	65	M
	2005.07- 2008.01			F	Saloon Engine LP9	852012	Outer Joint		30	25	52	94.5	61	O
	2005.07- 2008.01			F	Convertible Engine LP9	852012	Outer Joint		30	25	52	94.5	61	O
9-3 CABRIOLET (YS3D)														
2.0 i (96 kW)	1998.02- 2003.08	AT	L	F	Convertible Engine B204I	252001	Drive Shaft	29T	33	34	52	92.5	594	
	1998.02- 2003.08	MT/AT	R	F	Convertible Engine B204I	252002	Drive Shaft	29T	33	37.1	52	92.5	487	
	1998.02- 2003.08	MT/AT		F	Convertible Engine B204I	852001	Outer Joint	29T	33	25	52	99	61	O
2.0 SE Turbo (147 kW)	1998.02- 2003.08	AT	L	F	Convertible Engine B204R	252001	Drive Shaft	29T	33	34	52	92.5	594	
	1998.02- 2003.08	MT/AT	R	F	Convertible Engine B204R	252002	Drive Shaft	29T	33	37.1	52	92.5	487	
	1998.02- 2003.08	MT/AT		F	Convertible Engine B204R	852001	Outer Joint	29T	33	25	52	99	61	O
2.0 Turbo (113 kW)	1998.10- 2003.08	AT	L	F	Convertible Engine B204E	252001	Drive Shaft	29T	33	34	52	92.5	594	
	1998.10- 2003.08	MT/AT	R	F	Convertible Engine B204E	252002	Drive Shaft	29T	33	37.1	52	92.5	487	
	1998.10- 2003.08	MT/AT		F	Convertible Engine B204E	852001	Outer Joint	29T	33	25	52	99	61	O
2.0 Turbo (136 kW)	1998.02- 2003.08	AT	L	F	Convertible Engine B204L/B205L	252001	Drive Shaft	29T	33	34	52	92.5	594	
	1998.02- 2003.08	MT/AT	R	F	Convertible Engine B204L/B205L	252002	Drive Shaft	29T	33	37.1	52	92.5	487	
	1998.02- 2003.08	MT/AT		F	Convertible Engine B204L/B205L	852001	Outer Joint	29T	33	25	52	99	61	O
2.3 (169 kW)	1999.09- 2002.01			F	Convertible Engine B235R	852008	Outer Joint	29T	33	27	59	98	65	I
2.3 i (110 kW)	1998.02- 2003.08	AT	L	F	Convertible Engine B234I	252001	Drive Shaft	29T	33	34	52	92.5	594	
	1998.02- 2003.08	MT/AT	R	F	Convertible Engine B234I	252002	Drive Shaft	29T	33	37.1	52	92.5	487	
	1998.02- 2003.08	MT/AT		F	Convertible Engine B234I	852001	Outer Joint	29T	33	25	52	99	61	O
2.3 Turbo (165 kW)	1999.10- 2003.08			F	Convertible Engine B235R	852008	Outer Joint	29T	33	27	59	98	65	I
9-5 (YS3E)														
1.9 TiD (110 kW)	2005.09- 2008.01			F	Estate Engine Z19DTH	899254	Outer Joint	29T	30	27	59	94	65	M
	2005.09- 2008.01			F	Saloon Engine Z19DTH	899254	Outer Joint	29T	30	27	59	94	65	M
2.0 T (110 kW)	1997.09-			F	Saloon Engine B205E	899254	Outer Joint	29T	30	27	59	94	65	M
	1997.09-			F	Saloon Engine B205E	852008	Outer Joint	29T	33	27	59	98	65	I
	1998.10-			F	Estate Engine B205E	899254	Outer Joint	29T	30	27	59	94	65	M
	1998.10-			F	Estate Engine B205E	852008	Outer Joint	29T	33	27	59	98	65	I
2.2 TiD (88 kW)	2002.03-			F	Estate Engine D223L	899254	Outer Joint	29T	30	27	59	94	65	M
	2002.03-			F	Saloon Engine D223L	899254	Outer Joint	29T	30	27	59	94	65	M
2.3 T (125 kW)	1997.09-			F	Saloon Engine B235E	899254	Outer Joint	29T	30	27	59	94	65	M
	1997.09-			F	Saloon Engine B235E	852008	Outer Joint	29T	33	27	59	98	65	I
	1998.10-			F	Estate Engine B235E	899254	Outer Joint	29T	30	27	59	94	65	M
	1998.10-			F	Estate Engine B235E	852008	Outer Joint	29T	33	27	59	98	65	I
2.3 T (136 kW)	2001.01-			F	Estate Engine B235E	899254	Outer Joint	29T	30	27	59	94	65	M
	2001.01-			F	Saloon Engine B235E	899254	Outer Joint	29T	30	27	59	94	65	M
	2001.01-			F	Estate Engine B235E	852008	Outer Joint	29T	33	27	59	98	65	I
	2001.01-			F	Saloon Engine B235E	852008	Outer Joint	29T	33	27	59	98	65	I
2.3 Turbo (162 kW)	2003.06- 2005.08			F	Estate Engine B235L	899254	Outer Joint	29T	30	27	59	94	65	M
	2003.06- 2005.08			F	Saloon Engine B235L	899254	Outer Joint	29T	30	27	59	94	65	M
2.3 Turbo (169 kW)	1999.10- 2001.09			F	Estate Engine B235R	852008	Outer Joint	29T	33	27	59	98	65	I
	1999.10- 2001.09			F	Saloon Engine B235R	852008	Outer Joint	29T	33	27	59	98	65	I
3.0 TiD (130 kW)	2001.07-			F	Estate Engine D308L	899254	Outer Joint	29T	30	27	59	94	65	M
	2001.07-			F	Saloon Engine D308L	899254	Outer Joint	29T	30	27	59	94	65	M
3.0 V6t (147 kW)	1998.01-			F	Saloon Engine B308E	899254	Outer Joint	29T	30	27	59	94	65	M
	1998.01-			F	Saloon Engine B308E	852008	Outer Joint	29T	33	27	59	98	65	I
	1998.10-			F	Estate Engine B308E	899254	Outer Joint	29T	30	27	59	94	65	M
	1998.10-			F	Estate Engine B308E	852008	Outer Joint	29T	33	27	59	98	65	I
900														
2.0 (93 kW)	1989.01- 1992.08	MT		F	Hatchback Engine B202I	852004	Outer Joint		25	25	56.5	86	65	O
	1989.01- 1992.08	MT		F	Hatchback Engine B202I	852010	Outer Joint	46T	25	25	56	86	65	O
	1990.01- 1994.06	MT		F	Convertible Engine B202I	852004	Outer Joint		25	25	56.5	86	65	O
	1990.01- 1994.06	MT		F	Convertible Engine B202I	852010	Outer Joint	46T	25	25	56	86	65	O
2.0 c (74 kW)	1979.09- 1988.12	MT		F	Hatchback Engine B20/B201XC	852004	Outer Joint		25	25	56.5	86	65	O
2.0 i (81 kW)	1985.09- 1990.08	MT		F	Hatchback Engine B201	852004	Outer Joint		25	25	56.5	86	65	O
	1985.09- 1990.08	MT		F	Hatchback Engine B201	852010	Outer Joint	46T	25	25	56	86	65	O
2.0 i (85 kW)	1980.11- 1988.12	MT		F	Hatchback Engine B201XI/BI20	852004	Outer Joint		25	25	56.5	86	65	O
	1980.11- 1988.12	MT		F	Hatchback Engine B201XI/BI20	852010	Outer Joint	46T	25	25	56	86	65	O





	 YEAR	TRANSM	L/R	F/R	REMARKS	GSP Ref.	 PRODUCT	 ABS	Technical Specifications								
									A	B	C	H	L	P			
SAAB																	
900																	
2.0 S Turbo-16 (104 kW)	1991.09- 1994.06	MT		F	Convertible Engine B202S	852010	Outer Joint	46T	25	25	56	86	65	O			
	1991.09- 1993.07	MT		F	Hatchback Engine B202S	852010	Outer Joint	46T	25	25	56	86	65	O			
2.0 Turbo-16 (132 kW)	1993.01- 1994.06	MT/AT		F	Hatchback Engine B202L	852001	Outer Joint	29T	33	25	52	99	61	O			
2.1 -16 (100 kW)	1990.08- 1994.06	MT		F	Convertible Engine B212I	852004	Outer Joint	25	25	56.5	86	65	O				
	1990.08- 1994.06	MT		F	Convertible Engine B212I	852010	Outer Joint	46T	25	25	56	86	65	O			
1990.09- 1993.07	MT		F	Hatchback Engine B212I	852010	Outer Joint	46T	25	25	56	86	65	O				
900 (AC4, AM4)																	
2.0 (93 kW)	1989.01- 1993.12	MT		F	Saloon Engine B202I	852004	Outer Joint		25	25	56.5	86	65	O			
	1989.01- 1993.12	MT		F	Saloon Engine B202I	852010	Outer Joint	46T	25	25	56	86	65	O			
2.0 c (74 kW)	1982.07- 1988.12	MT		F	Saloon Engine B20/B201XC	852004	Outer Joint		25	25	56.5	86	65	O			
2.0 i (81 kW)	1985.09- 1990.08	MT		F	Saloon Engine B201	852004	Outer Joint		25	25	56.5	86	65	O			
	1985.09- 1990.08	MT		F	Saloon Engine B201	852010	Outer Joint	46T	25	25	56	86	65	O			
2.0 i (85 kW)	1980.11- 1990.08	MT		F	Saloon Engine B120/B201XI	852004	Outer Joint		25	25	56.5	86	65	O			
	1980.11- 1990.08	MT		F	Saloon Engine B120/B201XI	852010	Outer Joint	46T	25	25	56	86	65	O			
2.0 S Turbo-16 (104 kW)	1991.07- 1993.12	MT		F	Saloon Engine B202S	852010	Outer Joint	46T	25	25	56	86	65	O			
2.0 S Turbo-16 (107 kW)	1992.01- 1993.12	MT		F	Saloon Engine B202S	852010	Outer Joint	46T	25	25	56	86	65	O			
2.1 -16 (100 kW)	1990.08- 1993.12	MT		F	Saloon Engine B212I	852004	Outer Joint		25	25	56.5	86	65	O			
	1990.08- 1993.12	MT		F	Saloon Engine B212I	852010	Outer Joint	46T	25	25	56	86	65	O			
900 II																	
2.0 i (96 kW)	1993.12- 1998.02	MT		F	Convertible Engine B204I	644002	Inner Joint		34	25	35	56.2	85.6				
	1993.12- 1998.02			F	Convertible Engine B204I	852005	Outer Joint		33	25	52	99	61	O			
	1993.12- 1998.02	MT/AT		F	Convertible Engine B204I	852001	Outer Joint	29T	33	25	52	99	61	O			
	1993.12- 1998.02	MT		F	Convertible Engine B204I	644005	Inner Joint		34	25	35	54	47				
	1994.08- 1998.02	MT		F	Coupe Engine B204I	644002	Inner Joint		34	25	35	56.2	85.6				
	1994.08- 1998.02	MT		F	Hatchback Engine B204I	644002	Inner Joint		34	25	35	56.2	85.6				
	1994.08- 1998.02			F	Coupe Engine B204I	852005	Outer Joint		33	25	52	99	61	O			
	1994.08- 1998.02			F	Hatchback Engine B204I	852005	Outer Joint		33	25	52	99	61	O			
	1994.08- 1998.02	MT/AT		F	Coupe Engine B204I	852001	Outer Joint	29T	33	25	52	99	61	O			
	1994.08- 1998.02	MT/AT		F	Hatchback Engine B204I	852001	Outer Joint	29T	33	25	52	99	61	O			
	1994.08- 1998.02	MT		F	Coupe Engine B204I	644005	Inner Joint		34	25	35	54	47				
	1994.08- 1998.02	MT		F	Hatchback Engine B204I	644005	Inner Joint		34	25	35	54	47				
2.0 i (98 kW)	1993.12- 1994.07	MT		F	Coupe Engine B206I	644002	Inner Joint		34	25	35	56.2	85.6				
	1993.12- 1994.07			F	Coupe Engine B206I	852005	Outer Joint		33	25	52	99	61	O			
	1993.12- 1994.07	MT/AT		F	Coupe Engine B206I	852001	Outer Joint	29T	33	25	52	99	61	O			
	1993.12- 1994.07	MT		F	Coupe Engine B206I	644005	Inner Joint		34	25	35	54	47				
2.0 Turbo (136 kW)	1993.07- 1998.02			F	Hatchback Engine B204L	852005	Outer Joint		33	25	52	99	61	O			
	1993.07- 1998.02	MT/AT		F	Hatchback Engine B204L	852001	Outer Joint	29T	33	25	52	99	61	O			
	1993.12- 1998.02			F	Convertible Engine B204L	852005	Outer Joint		33	25	52	99	61	O			
	1993.12- 1998.02			F	Coupe Engine B204L	852005	Outer Joint		33	25	52	99	61	O			
	1993.12- 1998.02	MT/AT		F	Convertible Engine B204L	852001	Outer Joint	29T	33	25	52	99	61	O			
	1993.12- 1998.02	MT/AT		F	Coupe Engine B204L	852001	Outer Joint	29T	33	25	52	99	61	O			
2.3 -16 (110 kW)	1993.07- 1998.02	MT		F	Hatchback Engine B234I	644002	Inner Joint		34	25	35	56.2	85.6				
	1993.07- 1998.02			F	Hatchback Engine B234I	852005	Outer Joint		33	25	52	99	61	O			
	1993.07- 1998.02	MT/AT		F	Hatchback Engine B234I	852001	Outer Joint	29T	33	25	52	99	61	O			
	1993.07- 1998.02	MT		F	Hatchback Engine B234I	644005	Inner Joint		34	25	35	54	47				
	1993.12- 1998.02	MT		F	Convertible Engine B234I	644002	Inner Joint		34	25	35	56.2	85.6				
	1993.12- 1998.02	MT		F	Coupe Engine B234I	644002	Inner Joint		34	25	35	56.2	85.6				
	1993.12- 1998.02			F	Convertible Engine B234I	852005	Outer Joint		33	25	52	99	61	O			
	1993.12- 1998.02			F	Coupe Engine B234I	852005	Outer Joint		33	25	52	99	61	O			
	1993.12- 1998.02	MT/AT		F	Convertible Engine B234I	852001	Outer Joint	29T	33	25	52	99	61	O			
	1993.12- 1998.02	MT/AT		F	Coupe Engine B234I	852001	Outer Joint	29T	33	25	52	99	61	O			
	1993.12- 1998.02	MT		F	Convertible Engine B234I	644005	Inner Joint		34	25	35	54	47				
	1993.12- 1998.02	MT		F	Coupe Engine B234I	644005	Inner Joint		34	25	35	54	47				
2.5 -24 V6 (125 kW)	1993.07- 1998.02			F	Hatchback Engine B258I	852005	Outer Joint		33	25	52	99	61	O			
	1993.07- 1998.02	MT/AT		F	Hatchback Engine B258I	852001	Outer Joint	29T	33	25	52	99	61	O			
	1993.12- 1998.02			F	Convertible Engine B258I	852005	Outer Joint		33	25	52	99	61	O			
	1993.12- 1998.02			F	Coupe Engine B258I	852005	Outer Joint		33	25	52	99	61	O			
	1993.12- 1998.02	MT/AT		F	Convertible Engine B258I	852001	Outer Joint	29T	33	25	52	99	61	O			
	1993.12- 1998.02	MT/AT		F	Coupe Engine B258I	852001	Outer Joint	29T	33	25	52	99	61	O			
9000																	
2.0 (92 kW)	1985.12- 1988.12	MT/AT		F	Hatchback Engine B202XI	852003	Outer Joint	94T	26	25	56	84	61	O			
	1985.12- 1988.12	MT/AT		F	Hatchback Engine B202XI	852002	Outer Joint		26	25	56	84	61	O			





	 YEAR	TRANSM	L/R	F/R	REMARKS	GSP Ref.	 PRODUCT	 ABS	Technical Specifications					
									A	B	C	H	L	P
SAAB														
9000														
2.0 (94 kW)	1985.12- 1988.08	MT/AT		F	Hatchback Engine B202XI	852003	Outer Joint	94T	26	25	56	84	61	O
	1985.12- 1988.08	MT/AT		F	Hatchback Engine B202XI	852002	Outer Joint		26	25	56	84	61	O
	1989.01- 1993.01	MT/AT		F	Saloon Engine B202I	852003	Outer Joint	94T	26	25	56	84	61	O
	1989.01- 1993.01	MT/AT		F	Saloon Engine B202I	852002	Outer Joint		26	25	56	84	61	O
	1989.01- 1993.01	MT/AT		F	Saloon Engine B202I	899212	Outer Joint	46T	26	25	56	84	61	O
2.0 CD (96 kW)	1993.09- 1998.12	MT/AT		F	Saloon Engine B204I	852002	Outer Joint		26	25	56	84	61	O
	1993.09- 1998.12	MT/AT		F	Saloon Engine B204I	899212	Outer Joint	46T	26	25	56	84	61	O
2.0 CS (94 kW)	1989.01- 1998.12	MT/AT		F	Hatchback Engine B202I	852003	Outer Joint	94T	26	25	56	84	61	O
	1989.01- 1998.12	MT/AT		F	Hatchback Engine B202I	852002	Outer Joint		26	25	56	84	61	O
	1989.01- 1998.12	MT/AT		F	Hatchback Engine B202I	899212	Outer Joint	46T	26	25	56	84	61	O
2.0 CS (96 kW)	1993.09- 1998.12	MT/AT		F	Hatchback Engine B204I	852002	Outer Joint		26	25	56	84	61	O
	1993.09- 1998.12	MT/AT		F	Hatchback Engine B204I	899212	Outer Joint	46T	26	25	56	84	61	O
2.0 Turbo (118 kW)	1984.09- 1993.08	MT/AT		F	Hatchback Engine B202XL	852003	Outer Joint	94T	26	25	56	84	61	O
	1984.09- 1993.08	MT/AT		F	Hatchback Engine B202XL	852002	Outer Joint		26	25	56	84	61	O
2.0 Turbo (127 kW)	1989.06- 1992.12	MT/AT		F	Hatchback Engine B202	852003	Outer Joint	94T	26	25	56	84	61	O
	1989.06- 1992.12	MT/AT		F	Hatchback Engine B202	852002	Outer Joint		26	25	56	84	61	O
2.0 Turbo (129 kW)	1984.09- 1991.12	MT/AT		F	Hatchback Engine B202XL	852003	Outer Joint	94T	26	25	56	84	61	O
	1984.09- 1991.12	MT/AT		F	Hatchback Engine B202XL	852002	Outer Joint		26	25	56	84	61	O
	1985.04- 1991.12	MT/AT		F	Saloon Engine B202XL	852003	Outer Joint	94T	26	25	56	84	61	O
	1985.04- 1991.12	MT/AT		F	Saloon Engine B202XL	852002	Outer Joint		26	25	56	84	61	O
2.3 -16 CD (107 kW)	1989.08- 1998.12	MT/AT		F	Saloon Engine B234I	852002	Outer Joint		26	25	56	84	61	O
	1989.08- 1998.12	MT/AT		F	Saloon Engine B234I	899212	Outer Joint	46T	26	25	56	84	61	O
2.3 -16 CD Turbo (147 kW)	1990.07- 1998.12	MT/AT		F	Saloon Engine B234L	852011	Outer Joint		26	25	56	84	65	O
	1990.07- 1998.12	MT/AT		F	Saloon Engine B234L	852007	Outer Joint	46T	26	25	56	84	65	O
2.3 -16 CDE (108 kW)	1993.09- 1998.12	MT/AT		F	Saloon Engine B234I	852002	Outer Joint		26	25	56	84	61	O
	1993.09- 1998.12	MT/AT		F	Saloon Engine B234I	899212	Outer Joint	46T	26	25	56	84	61	O
2.3 -16 CS (107 kW)	1989.09- 1998.12	MT/AT		F	Hatchback Engine B234I	852002	Outer Joint		26	25	56	84	61	O
	1989.09- 1998.12	MT/AT		F	Hatchback Engine B234I	899212	Outer Joint	46T	26	25	56	84	61	O
2.3 -16 CSE (108 kW)	1993.09- 1998.12	MT/AT		F	Hatchback Engine B234I	852002	Outer Joint		26	25	56	84	61	O
	1993.09- 1998.12	MT/AT		F	Hatchback Engine B234I	899212	Outer Joint	46T	26	25	56	84	61	O
2.3 -16 Turbo (143 kW)	1990.09- 1993.08	MT/AT		F	Saloon Engine B234L	852011	Outer Joint		26	25	56	84	65	O
	1990.09- 1998.12	MT/AT		F	Hatchback Engine B234L	852011	Outer Joint		26	25	56	84	65	O
	1990.09- 1993.08	MT/AT		F	Saloon Engine B234L	852007	Outer Joint	46T	26	25	56	84	65	O
	1990.09- 1998.12	MT/AT		F	Hatchback Engine B234L	852007	Outer Joint	46T	26	25	56	84	65	O
2.3 -16 Turbo CSE (147 kW)	1993.09- 1998.12	MT/AT		F	Hatchback Engine B234L	852011	Outer Joint		26	25	56	84	65	O
	1993.09- 1998.12	MT/AT		F	Hatchback Engine B234L	852007	Outer Joint	46T	26	25	56	84	65	O
SEAT														
127 (127A)														
0.9 (33 kW)	1972.04- 1982.12			F	Hatchback Engine A112A5.000	804001	Outer Joint		20	20	43.1	90.5	60.5	O
1.0 (38 kW)	1972.04- 1982.12			F	Hatchback	804001	Outer Joint		20	20	43.1	90.5	60.5	O
ALHAMBRA														
1.9 TDi	1996.01-	MT				818040	Outer Joint		38	27	60	34.5	65	I
	1996.01-	MT	L			203024	Drive Shaft	48W	38	26	60	34.5	617	
	1996.01-	MT	R			203027	Drive Shaft	48W	38	35	60	34.5	561	
	1996.01-	MT	L			203064	Drive Shaft		38	26	60	34.5	617	
2.0	1996.01-	AT				818040	Outer Joint		38	27	60	34.5	65	I
	1996.01-	MT				818040	Outer Joint		38	27	60	34.5	65	I
	1996.01-	MT	L			203024	Drive Shaft	48W	38	26	60	34.5	617	
	1996.01-	MT	R			203027	Drive Shaft	48W	38	35	60	34.5	561	
	1996.01-	MT	L			203064	Drive Shaft		38	26	60	34.5	617	
ALHAMBRA (7V8, 7V9)														
1.8 T 20V (110 kW)	1997.10- 2010.03			F	MPV Engine AJH/AWC	818025	Outer Joint	48W	38	36	60	34	72.5	I
	1997.10- 2010.03			F	MPV Engine AJH/AWC	261192	Stub Shaft		26	37	60		129.5	
	1997.10- 2010.03	MT	L	F	MPV Engine AJH/AWC	218009	Drive Shaft	48W	38	26	60	34.5	620	
	1997.10- 2010.03			F	MPV Engine AJH/AWC	261193	Stub Shaft		37		60		322	
	1997.10- 2010.03	MT	R	F	MPV Engine AJH/AWC	218008	Drive Shaft	48W	38	35	60	34.5	559	
	1997.10- 2010.03	AT	L/R	F	MPV Engine AJH/AWC	818039	Outer Joint		38	36	60	34	72.5	I
	1997.10- 2010.03	AT	L/R	F	MPV Engine AJH/AWC	203022	Drive Shaft	48W	38		60	34	486	
	1997.10- 2010.03	AT	L	F	MPV Engine AJH/AWC	261085	Drive Shaft	48W	38		60	34.5	513	
	1997.10- 2010.03	AT	R	F	MPV Engine AJH/AWC	261065	Drive Shaft	48W	38		60	34.5	544	
1997.10- 2010.03	MT	L/R	F	MPV Engine AJH/AWC	203023	Drive Shaft	48W	38		60	34	507		





	 YEAR	TRANSM	L/R	F/R	REMARKS	GSP Ref.	 PRODUCT	 ABS	Technical Specifications								
									A	B	C	H	L	P			
SEAT ALHAMBRA (7V8, 7V9)																	
1.8 T 20V (110 kW)	1997.10- 2010.03	MT/AT		F	MPV Engine AJH/AWC	818026	Outer Joint	48W	38	27	60	34.5	65	I			
	1997.10- 2010.03	MT/AT		F	MPV Engine AJH/AWC	661044	Inner Joint				34		85				
1.9 TDi (110 kW)	2005.05- 2007.05			F	MPV Engine ARL/BTB	261192	Stub Shaft		26	37	60			129.5			
	2005.05- 2007.05			F	MPV Engine ARL/BTB	261193	Stub Shaft		37		60			322			
	2005.05- 2007.05		L/R	F	MPV Engine ARL/BTB	203023	Drive Shaft	48W	38		60	34	507				
	2005.05- 2007.05	MT		F	MPV Engine ARL/BTB	661044	Inner Joint				34		85				
1.9 TDi (66 kW)	1996.04- 2010.03	5MT		F	MPV Engine 1Z/AHU/ANU	818025	Outer Joint	48W	38	36	60	34	72.5	I			
	1996.04- 2010.03			F	MPV Engine 1Z/AHU/ANU	261192	Stub Shaft		26	37	60			129.5			
	1996.04- 2010.03			F	MPV Engine 1Z/AHU/ANU	261193	Stub Shaft		37		60			322			
	1996.04- 2010.03	MT	L	F	MPV Engine 1Z/AHU/ANU	218009	Drive Shaft	48W	38	26	60	34.5	620				
	1996.04- 2010.03	MT	R	F	MPV Engine 1Z/AHU/ANU	218008	Drive Shaft	48W	38	35	60	34.5	559				
	1996.04- 2010.03	MT	L/R	F	MPV Engine 1Z/AHU/ANU	203023	Drive Shaft	48W	38		60	34	507				
	1996.04- 2010.03	MT/AT		F	MPV Engine 1Z/AHU/ANU	818026	Outer Joint	48W	38	27	60	34.5	65	I			
	1996.04- 2010.03	MT		F	MPV Engine 1Z/AHU/ANU	661044	Inner Joint				34		85				
1.9 TDi (81 kW)	1996.08- 2000.06			F	MPV Engine AFN/AVG	261192	Stub Shaft		26	37	60			129.5			
	1996.08- 2000.06			F	MPV Engine AFN/AVG	261193	Stub Shaft		37		60			322			
	1996.08- 2000.06	MT	R	F	MPV Engine AFN/AVG	218008	Drive Shaft	48W	38	35	60	34.5	559				
	1996.08- 2000.06	MT	L	F	MPV Engine AFN/AVG	218009	Drive Shaft	48W	38	26	60	34.5	620				
	1996.08- 2000.06	AT	L	F	MPV Engine AFN/AVG	261085	Drive Shaft	48W	38		60	34.5	513				
	1996.08- 2000.06	AT	R	F	MPV Engine AFN/AVG	261065	Drive Shaft	48W	38		60	34.5	544				
	1996.08- 2000.06	MT/AT		F	MPV Engine AFN/AVG	818026	Outer Joint	48W	38	27	60	34.5	65	I			
	1996.08- 2000.06	AT		F	MPV Engine AFN/AVG	661044	Inner Joint				34		85				
1.9 TDi (85 kW)	2000.06- 2010.03	6MT		F	MPV Engine AUY/BVK	818025	Outer Joint	48W	38	36	60	34	72.5	I			
	2000.06- 2010.03			F	MPV Engine AUY/BVK	261192	Stub Shaft		26	37	60			129.5			
	2000.06- 2010.03			F	MPV Engine AUY/BVK	261193	Stub Shaft		37		60			322			
	2000.06- 2010.03	5AT	L/R	F	MPV Engine AUY/BVK	818039	Outer Joint		38	36	60	34	72.5	I			
	2000.06- 2010.03	5AT	L/R	F	MPV Engine AUY/BVK	203022	Drive Shaft	48W	38		60	34	486				
	2000.06- 2010.03	MT	L/R	F	MPV Engine AUY/BVK	203023	Drive Shaft	48W	38		60	34	507				
	2000.06- 2010.03	MT/AT		F	MPV Engine AUY/BVK	661044	Inner Joint				34		85				
1.9 TDi (96 kW)	2002.11- 2008.11			F	MPV Engine ASZ	818025	Outer Joint	48W	38	36	60	34	72.5	I			
	2002.11- 2008.11			F	MPV Engine ASZ	261192	Stub Shaft		26	37	60			129.5			
	2002.11- 2008.11			F	MPV Engine ASZ	261193	Stub Shaft		37		60			322			
	2002.11- 2008.11	MT	L/R	F	MPV Engine ASZ	203023	Drive Shaft	48W	38		60	34	507				
	2002.11- 2008.11	MT/AT		F	MPV Engine ASZ	661044	Inner Joint				34		85				
1.9 TDi 4motion (85 kW)	2000.06- 2010.03	6MT			All-wheel Drive MPV Engine AUY/BVK	818025	Outer Joint	48W	38	36	60	34	72.5	I			
	2000.06- 2010.03	MT	L/R	F	All-wheel Drive MPV Engine AUY/BVK	203023	Drive Shaft	48W	38		60	34	507				
	2000.06- 2010.03	MT/AT		F	All-wheel Drive MPV Engine AUY/BVK	661044	Inner Joint				34		85				
1.9 TDi 4x4 (96 kW)	2005.06- 2008.11			All-wheel Drive MPV Engine ASZ	818025	Outer Joint	48W	38	36	60	34	72.5	I				
2.0 i (85 kW)	1996.04- 2010.03	MT/AT		F	MPV Engine ADY/ATM	818025	Outer Joint	48W	38	36	60	34	72.5	I			
	1996.04- 2010.03			F	MPV Engine ADY/ATM	261192	Stub Shaft		26	37	60			129.5			
	1996.04- 2010.03			F	MPV Engine ADY/ATM	261193	Stub Shaft		37		60			322			
	1996.04- 2010.03	MT	R	F	MPV Engine ADY/ATM	218008	Drive Shaft	48W	38	35	60	34.5	559				
	1996.04- 2010.03	MT	L	F	MPV Engine ADY/ATM	218009	Drive Shaft	48W	38	26	60	34.5	620				
	1996.04- 2010.03	AT	L	F	MPV Engine ADY/ATM	261085	Drive Shaft	48W	38		60	34.5	513				
	1996.04- 2010.03	AT	R	F	MPV Engine ADY/ATM	261065	Drive Shaft	48W	38		60	34.5	544				
	1996.04- 2010.03	MT	L/R	F	MPV Engine ADY/ATM	203023	Drive Shaft	48W	38		60	34	507				
	1996.04- 2010.03	MT/AT		F	MPV Engine ADY/ATM	818026	Outer Joint	48W	38	27	60	34.5	65	I			
	1996.04- 2010.03	MT/AT		F	MPV Engine ADY/ATM	661044	Inner Joint				34		85				
2.0 TDi (103 kW)	2005.11- 2010.03			F	MPV Engine BRT	818025	Outer Joint	48W	38	36	60	34	72.5	I			
	2005.11- 2010.03			F	MPV Engine BRT	261192	Stub Shaft		26	37	60			129.5			
	2005.11- 2010.03			F	MPV Engine BRT	261193	Stub Shaft		37		60			322			
	2005.11- 2010.03		L/R	F	MPV Engine BRT	203023	Drive Shaft	48W	38		60	34	507				
	2005.11- 2010.03	MT/AT		F	MPV Engine BRT	661044	Inner Joint				34		85				
2.8 V6 (150 kW)	2000.06- 2010.03	6MT		F	MPV Engine AUE/AYL	818025	Outer Joint	48W	38	36	60	34	72.5	I			
	2000.06- 2010.03			F	MPV Engine AUE/AYL	261192	Stub Shaft		26	37	60			129.5			
	2000.06- 2010.03	5AT	L	F	MPV Engine AUE/AYL	818039	Outer Joint		38	36	60	34	72.5	I			
	2000.06- 2010.03			F	MPV Engine AUE/AYL	261193	Stub Shaft		37		60			322			
	2000.06- 2010.03	5AT	L	F	MPV Engine AUE/AYL	203022	Drive Shaft	48W	38		60	34	486				
	2000.06- 2010.03	5AT	R	F	MPV Engine AUE/AYL	299120	Drive Shaft	48W	38	30	60	34	561				
	2000.06- 2010.03	MT	L/R	F	MPV Engine AUE/AYL	203023	Drive Shaft	48W	38		60	34	507				
	2000.06- 2010.03	MT/AT		F	MPV Engine AUE/AYL	661044	Inner Joint				34		85				





	 YEAR	TRANSM	L/R	F/R	REMARKS	GSP Ref.	 PRODUCT	 ABS	Technical Specifications								
									A	B	C	H	L	P			
SEAT																	
ALHAMBRA (7V8, 7V9)																	
2.8 V6 4motion (150 kW)	2000.06- 2010.03	6MT			All-wheel Drive MPV Engine AUE/AYL	818025	Outer Joint	48W	38	36	60	34	72.5	I			
	2000.06- 2010.03	MT	L/R	F	All-wheel Drive MPV Engine AUE/AYL	203023	Drive Shaft	48W	38		60	34	507				
	2000.06- 2010.03	MT/AT		F	All-wheel Drive MPV Engine AUE/AYL	661044	Inner Joint			34		85					
ALTEA (5P1)																	
1.2 TSi (77 kW)	2010.04-			F	MPV Engine CBZB	603011	Inner Joint			33		34					
	2010.04-	MT		F	MPV Engine CBZB	653002	Inner Joint			33		34					
1.4 16V (63 kW)	2006.05-			F	MPV Engine BXW/CGGB	853001	Outer Joint		36	30	59.5	40	49	I			
	2006.05-			F	MPV Engine BXW/CGGB	603008	Inner Joint			33		32					
1.4 TSi (92 kW)	2007.11-			F	MPV Engine CAXC	603011	Inner Joint			33		34					
	2007.11-	MT		F	MPV Engine CAXC	653002	Inner Joint			33		34					
	2007.11-			F	MPV Engine CAXC	803037	Outer Joint		36	30	59.5	40.5	55	I			
1.6 (75 kW)	2004.05- 2007.07	MT		F	MPV Engine CMXA/CCSA/BSF/BSE/BGU	603011	Inner Joint			33		34					
	2004.05- 2007.07	5MT	L	F	MPV Engine CMXA/CCSA/BSF/BSE/BGU	203320	Drive Shaft		36		59.5	40	546				
	2004.05- 2007.07			F	MPV Engine CMXA/CCSA/BSF/BSE/BGU	803037	Outer Joint		36	30	59.5	40.5	55	I			
1.6 LPG (75 kW)	2009.09-			F	MPV Engine CHGA	603011	Inner Joint			33		34					
	2009.09-		L	F	MPV Engine CHGA	203320	Drive Shaft		36		59.5	40	546				
	2009.09-			F	MPV Engine CHGA	803037	Outer Joint		36	30	59.5	40.5	55	I			
1.6 TDi (66 kW)	2010.11-			F	MPV Engine CAYB	603011	Inner Joint			33		34					
	2010.11-	MT		F	MPV Engine CAYB	653002	Inner Joint			33		34					
	2010.11-		L	F	MPV Engine CAYB	203294	Drive Shaft		36		59.5	38	519				
	2010.11-		R	F	MPV Engine CAYB	261042	Drive Shaft		36		59.5	40.5	814				
	2010.11-	MT		F	MPV Engine CAYB	803037	Outer Joint		36	30	59.5	40.5	55	I			
1.6 TDi (77 kW)	2009.10-	5MT	L	F	MPV Engine CAYC	203294	Drive Shaft		36		59.5	38	519				
	2009.10-			F	MPV Engine CAYC	603011	Inner Joint			33		34					
	2009.10-	MT		F	MPV Engine CAYC	653002	Inner Joint			33		34					
	2009.10-	5MT	R	F	MPV Engine CAYC	261042	Drive Shaft		36		59.5	40.5	814				
	2009.10-	MT		F	MPV Engine CAYC	803037	Outer Joint		36	30	59.5	40.5	55	I			
	2009.10-	7AT		F	MPV Engine CAYC	803002	Outer Joint		36	27	59.5	40	66	I			
1.8 TFSi (118 kW)	2007.01-			F	MPV Engine BYT/BZB/CDA	803002	Outer Joint		36	27	59.5	40	66	I			
1.9 TDi (66 kW)	2009.08-		L	F	MPV Engine BXF	203294	Drive Shaft		36		59.5	38	519				
	2009.08-		R	F	MPV Engine BXF	261042	Drive Shaft		36		59.5	40.5	814				
1.9 TDi (77 kW)	2004.05- 2007.07	MT	L	F	MPV Engine BJB/BKC/BLS/BXE	203294	Drive Shaft		36		59.5	38	519				
	2004.05- 2007.07	MT		F	MPV Engine BJB/BKC/BLS/BXE	603011	Inner Joint			33		34					
	2004.05- 2007.07	6AT	L	F	MPV Engine BJB/BKC/BLS/BXE	254013	Drive Shaft		36		59.5	40	479.5				
	2004.05- 2007.07	6AT		F	MPV Engine BJB/BKC/BLS/BXE	654004	Inner Joint			34		85					
	2004.05- 2007.07	5MT	L	F	MPV Engine BJB/BKC/BLS/BXE	203294	Drive Shaft		36		59.5	38	519				
	2004.05- 2007.07	5MT	R	F	MPV Engine BJB/BKC/BLS/BXE	261042	Drive Shaft		36		59.5	40.5	814				
	2004.05- 2007.07	6AT	R	F	MPV Engine BJB/BKC/BLS/BXE	254011	Drive Shaft		36		59.5	40	755				
	2004.05- 2007.07			F	MPV Engine BJB/BKC/BLS/BXE	803037	Outer Joint		36	30	59.5	40.5	55	I			
	2004.05- 2007.07	6AT		F	MPV Engine BJB/BKC/BLS/BXE	861045	Outer Joint		36	27	59.5	40	65	M			
	2004.05- 2007.07	6AT		F	MPV Engine BJB/BKC/BLS/BXE	803002	Outer Joint		36	27	59.5	40	66	I			
2.0 FSi (110 kW)	2004.05- 2007.07	MT		F	MPV Engine BLR/BLY/BVY/BVZ	603011	Inner Joint			33		34					
	2004.05- 2007.07	6AT		F	MPV Engine BLR/BLY/BVY/BVZ	661011	Inner Joint		26	32	31	68.5	85				
	2004.05- 2007.07	6MT	R	F	MPV Engine BLR/BLY/BVY/BVZ	261113	Drive Shaft		36		59.5	40	814				
	2004.05- 2007.07	6AT	L	F	MPV Engine BLR/BLY/BVY/BVZ	261093	Drive Shaft		36	26	59.5	40.5	587.5				
	2004.05- 2007.07	6AT	R	F	MPV Engine BLR/BLY/BVY/BVZ	261094	Drive Shaft		36	26	59.5	40.5	884				
	2004.05- 2007.07			F	MPV Engine BLR/BLY/BVY/BVZ	803037	Outer Joint		36	30	59.5	40.5	55	I			
2.0 TDi (100 kW)	2004.03- 2009.05	AT	L	F	MPV Engine AZV	254013	Drive Shaft		36		59.5	40	479.5				
	2004.03- 2009.05	6AT		F	MPV Engine AZV	654004	Inner Joint			34		85					
	2004.03- 2009.05	MT	L	F	MPV Engine AZV	203295	Drive Shaft		36		59.5	40	491				
	2004.03- 2009.05	AT	R	F	MPV Engine AZV	254011	Drive Shaft		36		59.5	40	755				
	2004.03- 2009.05	MT	R	F	MPV Engine AZV	203313	Drive Shaft		36		59.5	40	792				
	2004.03- 2009.05			F	MPV Engine AZV	803002	Outer Joint		36	27	59.5	40	66	I			
2.0 TDi (103 kW)	2005.11-	AT	L	F	MPV Engine BMM	254013	Drive Shaft		36		59.5	40	479.5				
	2005.11-	6AT		F	MPV Engine BMM	654004	Inner Joint			34		85					
	2005.11-	MT	L	F	MPV Engine BMM	203295	Drive Shaft		36		59.5	40	491				
	2005.11-	AT	R	F	MPV Engine BMM	254011	Drive Shaft		36		59.5	40	755				
	2005.11-	MT	R	F	MPV Engine BMM	203313	Drive Shaft		36		59.5	40	792				
	2005.11-	MT		F	MPV Engine BMM	803002	Outer Joint		36	27	59.5	40	66	I			
2.0 TDi (125 kW)	2005.11- 2007.07	MT		F	MPV Engine BMN/CEGA	653002	Inner Joint			33		34					
	2005.11- 2007.07		L	F	MPV Engine BMN/CEGA	203265	Drive Shaft		36		59.5	40	487				
	2005.11- 2007.07			F	MPV Engine BMN/CEGA	861045	Outer Joint		36	27	59.5	40	65	M			





	 YEAR	TRANSM	L/R	F/R	REMARKS	GSP Ref.	 PRODUCT	 ABS	Technical Specifications									
									A	B	C	H	L	P				
SEAT																		
ALTEA (5P1)																		
2.0 TDi (125 kW)	2005.11- 2007.07			R	F	MPV Engine BMN/CEGA	203313	Drive Shaft		36		59.5	40	792				
	2005.11- 2007.07	MT			F	MPV Engine BMN/CEGA	803002	Outer Joint		36	27	59.5	40	66	I			
2.0 TDi 16V (103 kW)	2004.05- 2007.07	AT		L	F	MPV Engine BKD/CFHC	254013	Drive Shaft		36		59.5	40	479.5				
	2004.05- 2007.07	MT		L	F	MPV Engine BKD/CFHC	203265	Drive Shaft		36		59.5	40	487				
	2004.05- 2007.07	6AT			F	MPV Engine BKD/CFHC	654004	Inner Joint			34		85					
	2004.05- 2007.07	MT		L	F	MPV Engine BKD/CFHC	203295	Drive Shaft		36		59.5	40	491				
	2004.05- 2007.07	AT		R	F	MPV Engine BKD/CFHC	254011	Drive Shaft		36		59.5	40	755				
	2004.05- 2007.07	MT		R	F	MPV Engine BKD/CFHC	203313	Drive Shaft		36		59.5	40	792				
2.0 TFSi (147 kW)	2006.04- 2009.05	MT			F	MPV Engine BWA	803002	Outer Joint		36	27	59.5	40	66	I			
	2006.04- 2009.05	MT			F	MPV Engine BWA	653002	Inner Joint			33		34					
ALTEA XL (5P5, 5P8)																		
1.2 TSi (77 kW)	2010.04-				F	MPV Engine CBZB	603011	Inner Joint			33		34					
	2010.04-	MT			F	MPV Engine CBZB	653002	Inner Joint			33		34					
1.4 16V (63 kW)	2006.10-				F	MPV Engine BXW/CGGB	853001	Outer Joint		36	30	59.5	40	49	I			
	2006.10-				F	MPV Engine BXW/CGGB	603008	Inner Joint			33		32					
1.4 TSi (92 kW)	2007.11-				F	MPV Engine CAXC	603011	Inner Joint			33		34					
	2007.11-	MT			F	MPV Engine CAXC	653002	Inner Joint			33		34					
	2007.11-				F	MPV Engine CAXC	803037	Outer Joint		36	30	59.5	40.5	55	I			
1.6 (75 kW)	2006.10-	MT			F	MPV Engine BSE/BSF/CCSA/CMXA	603011	Inner Joint			33		34					
	2006.10-	5MT		L	F	MPV Engine BSE/BSF/CCSA/CMXA	203320	Drive Shaft		36		59.5	40	546				
	2006.10-				F	MPV Engine BSE/BSF/CCSA/CMXA	803037	Outer Joint		36	30	59.5	40.5	55	I			
1.6 LPG (75 kW)	2009.09-				F	MPV Engine CHGA	603011	Inner Joint			33		34					
	2009.09-			L	F	MPV Engine CHGA	203320	Drive Shaft		36		59.5	40	546				
	2009.09-				F	MPV Engine CHGA	803037	Outer Joint		36	30	59.5	40.5	55	I			
1.6 TDi (66 kW)	2010.11-				F	MPV Engine CAYB	603011	Inner Joint			33		34					
	2010.11-	MT			F	MPV Engine CAYB	653002	Inner Joint			33		34					
	2010.11-			L	F	MPV Engine CAYB	203294	Drive Shaft		36		59.5	38	519				
	2010.11-			R	F	MPV Engine CAYB	261042	Drive Shaft		36		59.5	40.5	814				
	2010.11-	MT			F	MPV Engine CAYB	803037	Outer Joint		36	30	59.5	40.5	55	I			
1.6 TDi (77 kW)	2009.10-	7AT			F	MPV Engine CAYC	803002	Outer Joint		36	27	59.5	40	66	I			
	2009.10-	5MT		L	F	MPV Engine CAYC	203294	Drive Shaft		36		59.5	38	519				
	2009.10-				F	MPV Engine CAYC	603011	Inner Joint			33		34					
	2009.10-	MT			F	MPV Engine CAYC	653002	Inner Joint			33		34					
	2009.10-	5MT		R	F	MPV Engine CAYC	261042	Drive Shaft		36		59.5	40.5	814				
	2009.10-	MT			F	MPV Engine CAYC	803037	Outer Joint		36	30	59.5	40.5	55	I			
1.8 TFSi (118 kW)	2007.01-	MT			F	MPV Engine BYT/BZB/CDA	803002	Outer Joint		36	27	59.5	40	66	I			
1.9 TDi (77 kW)	2006.10-	6AT			F	MPV Engine BLS/BXE/BKC	803002	Outer Joint		36	27	59.5	40	66	I			
	2006.10-	MT		L	F	MPV Engine BLS/BXE/BKC	203294	Drive Shaft		36		59.5	38	519				
	2006.10-				F	MPV Engine BLS/BXE/BKC	603011	Inner Joint			33		34					
	2006.10-	MT			F	MPV Engine BLS/BXE/BKC	653002	Inner Joint			33		34					
	2006.10-	6AT		L	F	MPV Engine BLS/BXE/BKC	254013	Drive Shaft		36		59.5	40	479.5				
	2006.10-	6AT			F	MPV Engine BLS/BXE/BKC	654004	Inner Joint			34		85					
	2006.10-			L	F	MPV Engine BLS/BXE/BKC	203294	Drive Shaft		36		59.5	38	519				
	2006.10-	5MT		R	F	MPV Engine BLS/BXE/BKC	261042	Drive Shaft		36		59.5	40.5	814				
	2006.10-	6AT		R	F	MPV Engine BLS/BXE/BKC	254011	Drive Shaft		36		59.5	40	755				
	2006.10-	6MT			F	MPV Engine BLS/BXE/BKC	803037	Outer Joint		36	30	59.5	40.5	55	I			
2.0 TFSi (110 kW)	2006.10- 2009.03	6MT			F	MPV Engine BVY/BVZ	603011	Inner Joint			33		34					
2006.10- 2009.03	6AT			F	MPV Engine BVY/BVZ	661011	Inner Joint		26	32	31	68.5	85					
2006.10- 2009.03	MT			F	MPV Engine BVY/BVZ	653002	Inner Joint			33		34						
2006.10- 2009.03	6MT		R	F	MPV Engine BVY/BVZ	261113	Drive Shaft		36		59.5	40	814					
2006.10- 2009.03	6AT		L	F	MPV Engine BVY/BVZ	261093	Drive Shaft		36	26	59.5	40.5	587.5					
2006.10- 2009.03	6AT		R	F	MPV Engine BVY/BVZ	261094	Drive Shaft		36	26	59.5	40.5	884					
2006.10- 2009.03	6AT			F	MPV Engine BVY/BVZ	803037	Outer Joint		36	30	59.5	40.5	55	I				
2.0 TDi (103 kW)	2006.10-	MT			F	MPV Engine BMM	803002	Outer Joint		36	27	59.5	40	66	I			
	2006.10-				F	MPV Engine BMM	803002	Outer Joint		36	27	59.5	40	66	I			
	2006.10-	AT		L	F	MPV Engine BMM	254013	Drive Shaft		36		59.5	40	479.5				
	2006.10-	6AT			F	MPV Engine BMM	654004	Inner Joint			34		85					
	2006.10-	MT		L	F	MPV Engine BMM	203295	Drive Shaft		36		59.5	40	491				
	2006.10-	AT		R	F	MPV Engine BMM	254011	Drive Shaft		36		59.5	40	755				
	2006.10-	MT		R	F	MPV Engine BMM	203313	Drive Shaft		36		59.5	40	792				





	 YEAR	TRANSM	L/R	F/R	REMARKS	GSP Ref.	 PRODUCT	 ABS	Technical Specifications							
									A	B	C	H	L	P		
SEAT																
ALTEA XL (5P5, 5P8)																
2.0 TDi (125 kW)	2007.06-	MT		F	MPV Engine BMN/CEGA	803002	Outer Joint		36	27	59.5	40	66	I		
	2007.06-	MT		F	MPV Engine BMN/CEGA	653002	Inner Joint			33		34				
	2007.06-		L	F	MPV Engine BMN/CEGA	203265	Drive Shaft		36		59.5	40	487			
	2007.06-			F	MPV Engine BMN/CEGA	861045	Outer Joint		36	27	59.5	40	65	M		
2.0 TDi 16V (103 kW)	2006.10-	MT	R	F	MPV Engine BKD/CFHC	203313	Drive Shaft		36		59.5	40	792			
	2006.10-	MT		F	MPV Engine BKD/CFHC	803002	Outer Joint		36	27	59.5	40	66	I		
	2006.10-	AT	L	F	MPV Engine BKD/CFHC	254013	Drive Shaft		36		59.5	40	479.5			
	2006.10-	6AT		F	MPV Engine BKD/CFHC	654004	Inner Joint			34		85				
	2006.10-	MT	L	F	MPV Engine BKD/CFHC	203295	Drive Shaft		36		59.5	40	491			
	2006.10-	AT	R	F	MPV Engine BKD/CFHC	254011	Drive Shaft		36		59.5	40	755			
2.0 TDi 16V 4x4 (103 kW)	2010.10-	MT	R		All-wheel Drive MPV Engine CFHC	203313	Drive Shaft		36		59.5	40	792			
	2010.10-	AT	L		All-wheel Drive MPV Engine CFHC	254013	Drive Shaft		36		59.5	40	479.5			
	2010.10-		R		All-wheel Drive MPV Engine CFHC	203266	Drive Shaft		36		59.5	40	601			
	2010.10-	MT	L		All-wheel Drive MPV Engine CFHC	203295	Drive Shaft		36		59.5	40	491			
	2010.10-	AT	R		All-wheel Drive MPV Engine CFHC	254011	Drive Shaft		36		59.5	40	755			
2.0 TDi 4x4 (103 kW)	2007.06-	MT	R		All-wheel Drive MPV Engine BMM	203313	Drive Shaft		36		59.5	40	792			
	2007.06-			F	All-wheel Drive MPV Engine BMM	803002	Outer Joint		36	27	59.5	40	66	I		
	2007.06-			R	All-wheel Drive MPV Engine BMM	603011	Inner Joint			33		34				
	2007.06-	AT	L		All-wheel Drive MPV Engine BMM	254013	Drive Shaft		36		59.5	40	479.5			
	2007.06-	6AT			All-wheel Drive MPV Engine BMM	654004	Inner Joint			34		85				
	2007.06-	AT	R		All-wheel Drive MPV Engine BMM	203266	Drive Shaft		36		59.5	40	601			
	2007.06-	MT	L		All-wheel Drive MPV Engine BMM	203295	Drive Shaft		36		59.5	40	491			
	2007.06-	AT	R		All-wheel Drive MPV Engine BMM	254011	Drive Shaft		36		59.5	40	755			
2.0 TDi 4x4 (125 kW)	2007.06-	MT		F	All-wheel Drive MPV Engine BMN/CEGA/CFJA	803002	Outer Joint		36	27	59.5	40	66	I		
	2007.06-			R	All-wheel Drive MPV Engine BMN/CEGA/CFJA	603011	Inner Joint			33		34				
	2007.06-	MT			All-wheel Drive MPV Engine BMN/CEGA/CFJA	653002	Inner Joint			33		34				
	2007.06-	AT	R		All-wheel Drive MPV Engine BMN/CEGA/CFJA	203266	Drive Shaft		36		59.5	40	601			
	2007.06-			F	All-wheel Drive MPV Engine BMN/CEGA/CFJA	861045	Outer Joint		36	27	59.5	40	65	M		
2.0 TFSi 4x4 (147 kW)	2007.06- 2009.05	MT		F	All-wheel Drive MPV Engine BWA	803002	Outer Joint		36	27	59.5	40	66	I		
	2007.06- 2009.05			R	All-wheel Drive MPV Engine BWA	603011	Inner Joint			33		34				
	2007.06- 2009.05	MT			All-wheel Drive MPV Engine BWA	653002	Inner Joint			33		34				
2.0 TFSi 4x4 (155 kW)	2009.05-			F	All-wheel Drive MPV Engine CCZB	803002	Outer Joint		36	27	59.5	40	66	I		
	2009.05-			R	All-wheel Drive MPV Engine CCZB	603011	Inner Joint			33		34				
AROSA (6H)																
1.0 (37 kW)	1997.05- 2004.06	MT/AT		F	Hatchback Engine AER/ALD/ALL/ANV/AUC	853005	Outer Joint		22	30	53	78.5	51	I		
	1997.05- 2004.06	MT/AT		F	Hatchback Engine AER/ALD/ALL/ANV/AUC	653001	Inner Joint			33		32				
	1998.10- 2001.01			F	Hatchback Engine AHT	853005	Outer Joint		22	30	53	78.5	51	I		
1.4 (44 kW)	1997.05- 2004.06	MT/AT		F	Hatchback Engine AEX/AKK/AKV/ANW/APQ/AUD	853005	Outer Joint		22	30	53	78.5	51	I		
	1997.05- 2004.06	MT/AT		F	Hatchback Engine AEX/AKK/AKV/ANW/APQ/AUD	653001	Inner Joint			33		32				
1.4 16V (74 kW)	2000.01- 2004.06	MT/AT		F	Hatchback Engine AFK/AQQ/AUB	853005	Outer Joint		22	30	53	78.5	51	I		
1.4 TDi (55 kW)	2000.01- 2004.06	5MT	L	F	Hatchback Engine AMF	261075	Drive Shaft		22		53	78.5	525			
	2000.01- 2004.06	5MT	R	F	Hatchback Engine AMF	261074	Drive Shaft		22		53	78.5	712			
	2000.01- 2004.06	MT		F	Hatchback Engine AMF	653001	Inner Joint			33		32				
1.7 SDi (44 kW)	1997.08- 2004.06	MT/AT		F	Hatchback Engine AKU	853005	Outer Joint		22	30	53	78.5	51	I		
	1997.08- 2004.06	MT/AT		F	Hatchback Engine AKU	653001	Inner Joint			33		32				
CORDOBA																
1.9 D	1993.01-		L			253006	Drive Shaft		22		50	78.5	526			
CORDOBA (6K1, 6K2)																
1.0 i (37 kW)	1996.09- 1999.06	5MT	L	F	Saloon Engine AER	253004	Drive Shaft		22		50	78.5	562			
1.4 i (44 kW)	1994.06- 1999.06	MT		F	Saloon Engine ABD/AEX/AKV/APQ	853008	Outer Joint		22	30	53	78.5	51	I		
	1994.06- 1999.06	MT	L	F	Saloon Engine ABD/AEX/AKV/APQ	253004	Drive Shaft		22		50	78.5	562			
	1994.06- 1999.06	MT		F	Saloon Engine ABD/AEX/AKV/APQ	653001	Inner Joint			33		32				
1.4 i 16V (74 kW)	1996.09- 1999.06	5MT	L	F	Saloon Engine AFH	253004	Drive Shaft		22		50	78.5	562			
1.6 i (55 kW)	1993.02- 1999.06	MT		F	Saloon Engine ABU/AEE/ALM	853008	Outer Joint		22	30	53	78.5	51	I		
	1993.02- 1999.06	MT	L	F	Saloon Engine ABU/AEE/ALM	253004	Drive Shaft		22		50	78.5	562			
	1993.02- 1999.06	MT		F	Saloon Engine ABU/AEE/ALM	653001	Inner Joint			33		32				
1.6 i (74 kW)	1996.07- 1999.10	MT		F	Saloon Engine AFT	853008	Outer Joint		22	30	53	78.5	51	I		
	1996.07- 1999.10	MT	L	F	Saloon Engine AFT	253003	Drive Shaft		22		53	78.5	539.5			
	1996.07- 1999.10	MT		F	Saloon Engine AFT	603008	Inner Joint			33		32				
	1996.07- 1999.10	MT	R	F	Saloon Engine AFT	253005	Drive Shaft		22		53	78.5	760			
1.8 i (66 kW)	1993.02- 1999.06	MT/AT		F	Saloon Engine ABS/ADZ/ACC	603011	Inner Joint			33		34				
	1993.02- 1999.06	MT/AT		F	Saloon Engine ABS/ADZ/ACC	853007	Outer Joint		22	30	53.2	78	61	I		





	 YEAR	TRANSM	L/R	F/R	REMARKS	GSP Ref.	 PRODUCT	 ABS	Technical Specifications											
									A	B	C	H	L	P						
SEAT																				
CORDOBA (6K1, 6K2)																				
1.8 i (66 kW)	1993.02- 1999.06	MT	L	F	Saloon Engine ABS/ADZ/ACC	253001	Drive Shaft		22		53	78.5	535							
	1993.02- 1999.06	MT	R	F	Saloon Engine ABS/ADZ/ACC	253002	Drive Shaft		22		53.2	78	769							
1.8 i 16V (95 kW)	1993.10- 1996.08	MT		F	Saloon Engine ADL	603011	Inner Joint			33		34								
	1993.10- 1996.08	MT/AT		F	Saloon Engine ADL	853007	Outer Joint		22	30	53.2	78	61	I						
	1993.10- 1996.08	MT	L	F	Saloon Engine ADL	253001	Drive Shaft		22		53	78.5	535							
1.9 D (47 kW)	1993.10- 1996.08	MT	R	F	Saloon Engine ADL	253002	Drive Shaft		22		53.2	78	769							
	1996.01- 1996.08	MT		F	Saloon Engine 1Y	853008	Outer Joint		22	30	53	78.5	51	I						
	1996.01- 1996.08	MT	L	F	Saloon Engine 1Y	253003	Drive Shaft		22		53	78.5	539.5							
1.9 D (50 kW)	1996.01- 1996.08	MT		F	Saloon Engine 1Y	603008	Inner Joint			33		32								
	1996.01- 1996.08	MT	R	F	Saloon Engine 1Y	253005	Drive Shaft		22		53	78.5	760							
	1993.02- 1996.08	MT		F	Saloon Engine 1Y	853008	Outer Joint		22	30	53	78.5	51	I						
	1993.02- 1996.08	MT	L	F	Saloon Engine 1Y	253003	Drive Shaft		22		53	78.5	539.5							
1.9 SDi (47 kW)	1993.02- 1996.08	MT		F	Saloon Engine 1Y	603008	Inner Joint			33		32								
	1993.02- 1996.08	MT	R	F	Saloon Engine 1Y	253005	Drive Shaft		22		53	78.5	760							
	1996.08- 1999.06	MT		F	Saloon Engine AEY	853008	Outer Joint		22	30	53	78.5	51	I						
	1996.08- 1999.06	MT	L	F	Saloon Engine AEY	253003	Drive Shaft		22		53	78.5	539.5							
1.9 TD (55 kW)	1996.08- 1999.06	MT	R	F	Saloon Engine AEY	253005	Drive Shaft		22		53	78.5	760							
	1996.08- 1999.06	MT		F	Saloon Engine AEY	603004	Inner Joint			33		32								
	1996.08- 1999.06	MT		F	Saloon Engine AAZ	603011	Inner Joint			33		34								
	1996.08- 1999.06	MT		F	Saloon Engine AAZ	853007	Outer Joint		22	30	53.2	78	61	I						
1.9 TDi (66 kW)	1993.02- 1996.08	MT	L	F	Saloon Engine AAZ	253001	Drive Shaft		22		53	78.5	535							
	1993.02- 1996.08	MT	R	F	Saloon Engine AAZ	253002	Drive Shaft		22		53.2	78	769							
	1996.08- 1999.06	MT		F	Saloon Engine 1Z/AHU	603011	Inner Joint			33		34								
1.9 TDi (81 kW)	1996.08- 1999.06	MT		F	Saloon Engine 1Z/AHU	853007	Outer Joint		22	30	53.2	78	61	I						
	1996.08- 1999.06	MT		F	Saloon Engine 1Z/AHU	861018	Outer Joint		22	30	53	78.5	61	I						
	1997.03- 1999.06	MT		F	Saloon Engine AFN	603011	Inner Joint			33		34								
2.0 i (85 kW)	1997.03- 1999.06	MT		F	Saloon Engine AFN	853007	Outer Joint		22	30	53.2	78	61	I						
	1997.03- 1999.06	MT		F	Saloon Engine AFN	861018	Outer Joint		22	30	53	78.5	61	I						
	1993.02- 1999.06	MT		F	Saloon Engine 2E/AGG	603011	Inner Joint			33		34								
	1993.02- 1999.06	MT		F	Saloon Engine 2E/AGG	853007	Outer Joint		22	30	53.2	78	61	I						
2.0 i 16V (110 kW)	1993.02- 1999.06	MT	L	F	Saloon Engine 2E/AGG	253001	Drive Shaft		22		53	78.5	535							
	1993.02- 1999.06	MT	R	F	Saloon Engine 2E/AGG	253002	Drive Shaft		22		53.2	78	769							
	1996.08- 1999.06	MT		F	Saloon Engine ABF	603011	Inner Joint			33		34								
1996.08- 1999.06	MT		F	Saloon Engine ABF	803036	Outer Joint		36	30	53.2	77.5	61	I							
CORDOBA (6K2)																				
1.0 (37 kW)	1999.06- 2002.10		L	F	Hatchback Engine ALD/ANV/AUC	253004	Drive Shaft		22		50	78.5	562							
1.4 (44 kW)	1999.06- 2002.10	MT		F	Hatchback Engine AKK/ANW/AUD	853008	Outer Joint		22	30	53	78.5	51	I						
	1999.06- 2002.10	MT	L	F	Hatchback Engine AKK/ANW/AUD	253004	Drive Shaft		22		50	78.5	562							
	1999.06- 2002.10	MT		F	Hatchback Engine AKK/ANW/AUD	653001	Inner Joint			33		32								
1.4 16V (55 kW)	2000.05- 2002.10	MT		F	Hatchback Engine APE/AUA	853008	Outer Joint		22	30	53	78.5	51	I						
	2000.05- 2002.10	MT	L	F	Hatchback Engine APE/AUA	253004	Drive Shaft		22		50	78.5	562							
	2000.05- 2002.10	MT		F	Hatchback Engine APE/AUA	653001	Inner Joint			33		32								
1.4 16V (74 kW)	2000.02- 2002.10		L	F	Hatchback Engine AQQ/AUB	253004	Drive Shaft		22		50	78.5	562							
1.6 (55 kW)	1999.06- 2002.10	MT		F	Hatchback Engine ALM	853008	Outer Joint		22	30	53	78.5	51	I						
	1999.06- 2002.10	MT	L	F	Hatchback Engine ALM	253004	Drive Shaft		22		50	78.5	562							
	1999.06- 2002.10	MT		F	Hatchback Engine ALM	653001	Inner Joint			33		32								
1.6 (74 kW)	1999.06- 2002.10	MT		F	Hatchback Engine AEH/AKL/APF/AUR	853008	Outer Joint		22	30	53	78.5	51	I						
	1999.06- 2002.10	MT/AT		F	Hatchback Engine AEH/AKL/APF/AUR	603004	Inner Joint			33		32								
1.8 T 20V Cupra (115 kW)	2000.07- 2002.10			F	Hatchback Engine AQX/AYP	603011	Inner Joint			33		34								
	2000.07- 2002.10	MT		F	Hatchback Engine AQX/AYP	603009	Inner Joint			33		34								
1.9 SDi (50 kW)	1999.06- 2002.10	MT		F	Hatchback Engine AGP/AQM	853008	Outer Joint		22	30	53	78.5	51	I						
	1999.06- 2002.10	MT/AT		F	Hatchback Engine AGP/AQM	603004	Inner Joint			33		32								
1.9 TDi (66 kW)	1999.06- 2002.10	MT		F	Hatchback Engine AGR/ALH	853007	Outer Joint		22	30	53.2	78	61	I						
	1999.06- 2002.10	MT		F	Hatchback Engine AGR/ALH	861018	Outer Joint		22	30	53	78.5	61	I						
	1999.06- 2002.10	MT		F	Hatchback Engine AGR/ALH	603009	Inner Joint			33		34								
1.9 TDi (81 kW)	1999.06- 2002.10			F	Hatchback Engine ASK/ASV	853007	Outer Joint		22	30	53.2	78	61	I						
	1999.06- 2002.10	MT		F	Hatchback Engine ASK/ASV	861018	Outer Joint		22	30	53	78.5	61	I						
	1999.06- 2002.10	MT		F	Hatchback Engine ASK/ASV	603009	Inner Joint			33		34								
CORDOBA (6L2)																				
1.2 (47 kW)	2002.10- 2006.06	MT		F	Saloon Engine AZQ/BME	803027	Outer Joint		36	30	50.7	58.5	47.5	I						
	2002.10- 2006.06	5MT	L	F	Saloon Engine AZQ/BME	203063	Drive Shaft		36		50.7	58.5	501							
	2002.10- 2006.06	5MT	R	F	Saloon Engine AZQ/BME	261063	Drive Shaft		36		50.7	58.5	751							





	 YEAR	TRANSM	L/R	F/R	REMARKS	GSP Ref.	 PRODUCT	 ABS	Technical Specifications									
									A	B	C	H	L	P				
SEAT																		
CORDOBA (6L2)																		
1.2 12V (51 kW)	2006.05- 2009.11	MT		F	Saloon Engine BXV	803027	Outer Joint		36	30	50.7	58.5	47.5		I			
	2006.05- 2009.11		L	F	Saloon Engine BXV	203063	Drive Shaft		36		50.7	58.5	501					
	2006.05- 2009.11		R	F	Saloon Engine BXV	261063	Drive Shaft		36		50.7	58.5	751					
1.4 16V (55 kW)	2002.09- 2007.12	MT		F	Saloon Engine BBY/BKY	803027	Outer Joint		36	30	50.7	58.5	47.5		I			
	2002.09- 2007.12	5MT	L	F	Saloon Engine BBY/BKY	203063	Drive Shaft		36		50.7	58.5	501					
	2002.09- 2007.12	5MT	R	F	Saloon Engine BBY/BKY	261063	Drive Shaft		36		50.7	58.5	751					
	2002.09- 2007.12	MT/AT		F	Saloon Engine BBY/BKY	661005	Inner Joint			30		57.6						
1.4 16V (63 kW)	2006.05- 2009.11	MT		F	Saloon Engine BXW	803027	Outer Joint		36	30	50.7	58.5	47.5		I			
	2006.05- 2009.11		L	F	Saloon Engine BXW	203063	Drive Shaft		36		50.7	58.5	501					
	2006.05- 2009.11		R	F	Saloon Engine BXW	261063	Drive Shaft		36		50.7	58.5	751					
1.4 16V (74 kW)	2002.10- 2009.11	MT		F	Saloon Engine BBZ/AUB	803027	Outer Joint		36	30	50.7	58.5	47.5		I			
	2002.10- 2009.11	MT	L	F	Saloon Engine BBZ/AUB	203063	Drive Shaft		36		50.7	58.5	501					
	2002.10- 2009.11	5MT	R	F	Saloon Engine BBZ/AUB	261063	Drive Shaft		36		50.7	58.5	751					
1.4 TDi (51 kW)	2005.05- 2009.11	MT		F	Saloon Engine BNM	803024	Outer Joint		36	30	50.75	59	54.5		I			
	2005.05- 2009.11	MT	L	F	Saloon Engine BNM	261078	Drive Shaft		36		50.7	58.5	501					
	2005.05- 2009.11	MT	R	F	Saloon Engine BNM	261223	Drive Shaft		36		52	59	757					
1.4 TDi (55 kW)	2002.10- 2005.12	MT		F	Saloon Engine AMF	803024	Outer Joint		36	30	50.75	59	54.5		I			
	2002.10- 2005.12	5MT	L	F	Saloon Engine AMF	261098	Drive Shaft		36		50.5	59	472					
	2002.10- 2005.12	5MT	R	F	Saloon Engine AMF	261099	Drive Shaft		36		50.5	59	759					
	2002.10- 2005.12	MT/AT		F	Saloon Engine AMF	661006	Inner Joint			30		57.6						
1.4 TDi (59 kW)	2005.06- 2009.11	MT		F	Saloon Engine BMS/BNV	803024	Outer Joint		36	30	50.75	59	54.5		I			
	2005.06- 2009.11		L	F	Saloon Engine BMS/BNV	261098	Drive Shaft		36		50.5	59	472					
	2005.06- 2009.11		R	F	Saloon Engine BMS/BNV	261099	Drive Shaft		36		50.5	59	759					
1.6 (74 kW)	2003.04- 2009.11	MT		F	Saloon Engine BAH	803024	Outer Joint		36	30	50.75	59	54.5		I			
1.6 16V (77 kW)	2006.11- 2009.11	MT		F	Saloon Engine BTS	603011	Inner Joint			33		34						
	2006.11- 2009.11	MT		F	Saloon Engine BTS	803024	Outer Joint		36	30	50.75	59	54.5		I			
1.9 SDi (47 kW)	2002.09- 2009.11	MT		F	Saloon Engine ASY	803027	Outer Joint		36	30	50.7	58.5	47.5		I			
	2002.09- 2009.11	5MT	L	F	Saloon Engine ASY	203063	Drive Shaft		36		50.7	58.5	501					
	2002.09- 2009.11	5MT	R	F	Saloon Engine ASY	261063	Drive Shaft		36		50.7	58.5	751					
1.9 TDi (74 kW)	2002.09- 2009.11	MT		F	Saloon Engine ATD/AXR/BMT	803024	Outer Joint		36	30	50.75	59	54.5		I			
	2002.09- 2009.11	5MT	L	F	Saloon Engine ATD/AXR/BMT	261098	Drive Shaft		36		50.5	59	472					
	2002.09- 2009.11	5MT	R	F	Saloon Engine ATD/AXR/BMT	261099	Drive Shaft		36		50.5	59	759					
	2002.09- 2009.11	MT/AT		F	Saloon Engine ATD/AXR/BMT	661006	Inner Joint			30		57.6						
1.9 TDi (96 kW)	2002.10- 2009.11	6MT		F	Saloon Engine ASZ/BLT	853002	Outer Joint		36	27	50.75	75	65		I			
	2002.10- 2009.11	MT	L	F	Saloon Engine ASZ/BLT	261204	Drive Shaft		36		50.5	75	461					
2.0 (85 kW)	2002.09- 2009.11	MT		F	Saloon Engine AZL/BBX	803024	Outer Joint		36	30	50.75	59	54.5		I			
CORDOBA GLX / SXE																		
1.8	1995-					899136	Outer Joint		22	30	51	78	61		I			
CORDOBA VARIO (6K5)																		
1.4 (44 kW)	1999.06- 2002.12	MT		F	Estate Engine AKK/ANW/AUD	853008	Outer Joint		22	30	53	78.5	51		I			
	1999.06- 2002.12	MT	L	F	Estate Engine AKK/ANW/AUD	253004	Drive Shaft		22		50	78.5	562					
	1999.06- 2002.12	MT		F	Estate Engine AKK/ANW/AUD	653001	Inner Joint			33		32						
1.4 16V (55 kW)	1999.06- 2002.12	MT		F	Estate Engine APE/AUA	853008	Outer Joint		22	30	53	78.5	51		I			
	1999.06- 2002.12	MT	L	F	Estate Engine APE/AUA	253004	Drive Shaft		22		50	78.5	562					
	1999.06- 2002.12	MT		F	Estate Engine APE/AUA	653001	Inner Joint			33		32						
1.4 i (44 kW)	1996.09- 1999.06	MT		F	Estate Engine AEX/AKV/APQ	853008	Outer Joint		22	30	53	78.5	51		I			
	1996.09- 1999.06	MT	L	F	Estate Engine AEX/AKV/APQ	253004	Drive Shaft		22		50	78.5	562					
	1996.09- 1999.06	MT		F	Estate Engine AEX/AKV/APQ	653001	Inner Joint			33		32						
1.6 (55 kW)	1999.06- 2002.12	MT		F	Estate Engine ALM	853008	Outer Joint		22	30	53	78.5	51		I			
	1999.06- 2002.12	MT	L	F	Estate Engine ALM	253004	Drive Shaft		22		50	78.5	562					
	1999.06- 2002.12	MT		F	Estate Engine ALM	653001	Inner Joint			33		32						
1.6 (74 kW)	1999.06- 2002.12	MT		F	Estate Engine AEH/AKL/APF/AUR	853008	Outer Joint		22	30	53	78.5	51		I			
	1999.06- 2002.12	MT/AT		F	Estate Engine AEH/AKL/APF/AUR	603004	Inner Joint			33		32						
1.6 i (55 kW)	1996.09- 1999.06	4MT	L	F	Estate Engine AEE/ALM	253004	Drive Shaft		22		50	78.5	562					
	1996.09- 1999.06	MT		F	Estate Engine AEE/ALM	603011	Inner Joint			33		34						
	1996.09- 1999.06	MT		F	Estate Engine AEE/ALM	853007	Outer Joint		22	30	53.2	78	61		I			
1.6 i (74 kW)	1996.09- 1999.06	MT		F	Estate Engine AFT	853008	Outer Joint		22	30	53	78.5	51		I			
	1996.09- 1999.06	MT	L	F	Estate Engine AFT	253003	Drive Shaft		22		53	78.5	539.5					
	1996.09- 1999.06	MT		F	Estate Engine AFT	603008	Inner Joint			33		32						
	1996.09- 1999.06	MT	R	F	Estate Engine AFT	253005	Drive Shaft		22		53	78.5	760					
1.9 SDi (47 kW)	1996.09- 1999.06	MT		F	Estate Engine AEY	853008	Outer Joint		22	30	53	78.5	51		I			
	1996.09- 1999.06	MT	L	F	Estate Engine AEY	253003	Drive Shaft		22		53	78.5	539.5					





	 YEAR	TRANSM	L/R	F/R	REMARKS	GSP Ref.	 PRODUCT	 ABS	Technical Specifications									
									A	B	C	H	L	P				
SEAT																		
CORDOBA VARIO (6K5)																		
1.9 SDi (47 kW)	1996.09- 1999.06	MT	R	F	Estate Engine AEY	253005	Drive Shaft		22		53	78.5	760					
	1996.09- 1999.06	MT		F	Estate Engine AEY	603004	Inner Joint			33		32						
1.9 SDi (50 kW)	1999.06- 2002.12	MT		F	Estate Engine AGP/AQM	853008	Outer Joint		22	30	53	78.5	51	I				
	1999.06- 2002.12	MT/AT		F	Estate Engine AGP/AQM	603004	Inner Joint			33		32						
1.9 TDi (66 kW)	1996.08- 1999.06	MT		F	Estate Engine 1Z/AHU	603011	Inner Joint			33		34						
	1996.08- 1999.06	MT		F	Estate Engine 1Z/AHU	853007	Outer Joint		22	30	53.2	78	61	I				
	1996.08- 1999.06	MT		F	Estate Engine 1Z/AHU	861018	Outer Joint		22	30	53	78.5	61	I				
	1999.06- 2002.12	MT		F	Estate Engine AGR/ALH	603011	Inner Joint			33		34						
	1999.06- 2002.12	MT		F	Estate Engine AGR/ALH	853007	Outer Joint		22	30	53.2	78	61	I				
	1999.06- 2002.12	MT		F	Estate Engine AGR/ALH	861018	Outer Joint		22	30	53	78.5	61	I				
1.9 TDi (81 kW)	1997.07- 1999.06	MT		F	Estate Engine AFN	603011	Inner Joint			33		34						
	1997.07- 1999.06	MT		F	Estate Engine AFN	853007	Outer Joint		22	30	53.2	78	61	I				
	1997.07- 1999.06	MT		F	Estate Engine AFN	861018	Outer Joint		22	30	53	78.5	61	I				
	1999.06- 2002.12	MT		F	Estate Engine ASK/ASV	603011	Inner Joint			33		34						
	1999.06- 2002.12			F	Estate Engine ASK/ASV	853007	Outer Joint		22	30	53.2	78	61	I				
	1999.06- 2002.12	MT		F	Estate Engine ASK/ASV	861018	Outer Joint		22	30	53	78.5	61	I				
EXEO (3R2)																		
1.6 (75 kW)	2009.03- 2010.09			F	Saloon Engine ALZ	803030	Outer Joint			38	33	59.5	34	55	M			
1.8 T (110 kW)	2008.12- 2010.05			F	Saloon Engine CFMA	803078	Outer Joint	45W		38	27	59.5	34.5	63	M			
	2008.12- 2010.05			F	Saloon Engine CFMA	803067	Outer Joint	45W		38	27	59.5	34	68	M			
2.0 TDi (105 kW)	2008.12-			F	Saloon Engine CAGA	803078	Outer Joint	45W		38	27	59.5	34.5	63	M			
	2008.12-	AT		F	Saloon Engine CAGA	803092	Outer Joint	45W		38	27	59.5	34	68	I			
	2008.12-			F	Saloon Engine CAGA	803067	Outer Joint	45W		38	27	59.5	34	68	M			
2.0 TDi (125 kW)	2009.02-			F	Saloon Engine CAHA	803067	Outer Joint	45W		38	27	59.5	34	68	M			
	2009.02-	MT/AT		F	Saloon Engine CAHA	661044	Inner Joint				34		85					
2.0 TDi (88 kW)	2008.12-			F	Saloon Engine CAGC	803067	Outer Joint	45W		38	27	59.5	34	68	M			
	2008.12-	MT/AT		F	Saloon Engine CAGC	661044	Inner Joint				34		85					
2.0 TFSi (147 kW)	2009.03-	AT		F	Saloon Engine BWE	803092	Outer Joint	45W		38	27	59.5	34	68	I			
	2009.03-			F	Saloon Engine BWE	803067	Outer Joint	45W		38	27	59.5	34	68	M			
	2009.03-	MT/AT		F	Saloon Engine BWE	661044	Inner Joint				34		85					
EXEO ST (3R5)																		
1.6 (75 kW)	2009.06- 2010.09			F	Estate Engine ALZ	803030	Outer Joint			38	33	59.5	34	55	M			
1.8 T (110 kW)	2009.06- 2010.05			F	Estate Engine CFMA	803078	Outer Joint	45W		38	27	59.5	34.5	63	M			
2.0 TDi (105 kW)	2009.05-			F	Estate Engine CAGA/CJCA	803078	Outer Joint	45W		38	27	59.5	34.5	63	M			
	2009.05-	AT		F	Estate Engine CAGA/CJCA	803092	Outer Joint	45W		38	27	59.5	34	68	I			
2.0 TFSi (147 kW)	2009.06-	AT		F	Estate Engine BWE	803092	Outer Joint	45W		38	27	59.5	34	68	I			
FURA (025A)																		
0.9 (29 kW)	1984.03- 1986.12			F	Hatchback Engine 09NCA/100GL7000	804001	Outer Joint		20	20	43.1	90.5	60.5	O				
0.9 (31 kW)	1982.01- 1986.06			F	Hatchback Engine HB90	804001	Outer Joint		20	20	43.1	90.5	60.5	O				
IBIZA (021A)																		
0.9 (29 kW)	1990.08- 1993.05	MT		F	Hatchback Engine 09NCA/146A000	817005	Outer Joint		22	20	48.1	90.5	59.5	O				
0.9 (32 kW)	1986.08- 1993.05	MT		F	Hatchback Engine 146A000	817005	Outer Joint		22	20	48.1	90.5	59.5	O				
1.2 (44 kW)	1984.11- 1993.12	MT		F	Hatchback Engine 021A1000	817005	Outer Joint		22	20	48.1	90.5	59.5	O				
1.2 i (52 kW)	1989.01- 1993.05	MT		F	Hatchback Engine 021C.1000	817005	Outer Joint		22	20	48.1	90.5	59.5	O				
1.5 (63 kW)	1984.11- 1993.05	MT		F	Hatchback Engine 021A2000	817005	Outer Joint		22	20	48.1	90.5	59.5	O				
1.5 i (65 kW)	1986.10- 1993.05	MT		F	Hatchback Engine 021D.2000	817005	Outer Joint		22	20	48.1	90.5	59.5	O				
1.5 i (74 kW)	1986.10- 1993.05	MT		F	Hatchback Engine 021B.2000	817005	Outer Joint		22	20	48.1	90.5	59.5	O				
1.5 i CAT (66 kW)	1986.10- 1993.05	MT		F	Hatchback Engine 021C.2000	817005	Outer Joint		22	20	48.1	90.5	59.5	O				
1.7 D (40 kW)	1984.06- 1993.05	MT		F	Hatchback Engine 022A.5000	817005	Outer Joint		22	20	48.1	90.5	59.5	O				
1.7 D (42 kW)	1990.08- 1993.05	MT		F	Hatchback Engine 022A.5000	817005	Outer Joint		22	20	48.1	90.5	59.5	O				
IBIZA GLX / SXE																		
1.8	1995-					899136	Outer Joint		22	30	51	78	61	I				
IBIZA II (6K1)																		
1.0 (33 kW)	1993.03- 1996.09	MT		F	Hatchback Engine AAU	853008	Outer Joint		22	30	53	78.5	51	I				
	1993.03- 1996.09	MT	L	F	Hatchback Engine AAU	253004	Drive Shaft		22		50	78.5	562					
	1993.03- 1996.09	MT		F	Hatchback Engine AAU	653001	Inner Joint			33		32						
1.0 i (37 kW)	1996.09- 1999.08	5MT	L	F	Hatchback Engine AER	253004	Drive Shaft		22		50	78.5	562					
1.3 i (40 kW)	1993.03- 1999.08	MT		F	Hatchback Engine 2G/AAV	853008	Outer Joint		22	30	53	78.5	51	I				
	1993.03- 1999.08	MT	L	F	Hatchback Engine 2G/AAV	253004	Drive Shaft		22		50	78.5	562					
	1993.03- 1999.08	MT		F	Hatchback Engine 2G/AAV	653001	Inner Joint			33		32						
1.4 i (44 kW)	1993.09- 1999.08	MT		F	Hatchback Engine ABD/AEX/AKV/APQ	853008	Outer Joint		22	30	53	78.5	51	I				
	1993.09- 1999.08	MT	L	F	Hatchback Engine ABD/AEX/AKV/APQ	253004	Drive Shaft		22		50	78.5	562					





	 YEAR	TRANSM	L/R	F/R	REMARKS	GSP Ref.	 PRODUCT	 ABS	Technical Specifications									
									A	B	C	H	L	P				
SEAT																		
IBIZA II (6K1)																		
1.4 i (44 kW)	1993.09- 1999.08	MT		F	Hatchback Engine ABD/AEX/AKV/APQ	653001	Inner Joint			33		32						
1.4 i 16V (74 kW)	1997.06- 1999.08	5MT	L	F	Hatchback Engine AFH	253004	Drive Shaft	22		50	78.5	562						
1.6 i (55 kW)	1993.03- 1999.08	MT		F	Hatchback Engine ABU/AEE/ALM	853008	Outer Joint	22	30	53	78.5	51	I					
	1993.03- 1999.08	MT	L	F	Hatchback Engine ABU/AEE/ALM	253004	Drive Shaft	22		50	78.5	562						
	1993.03- 1999.08	MT		F	Hatchback Engine ABU/AEE/ALM	653001	Inner Joint			33		32						
1.6 i (74 kW)	1996.04- 1999.08			F	Hatchback Engine AFT	853007	Outer Joint	22	30	53.2	78	61	I					
	1996.04- 1999.08	5MT		F	Hatchback Engine AFT	603008	Inner Joint			33		32						
1.8 i (66 kW)	1993.03- 1999.08	MT/AT		F	Hatchback Engine ABS/ADZ	603011	Inner Joint			33		34						
	1993.03- 1999.08	MT/AT		F	Hatchback Engine ABS/ADZ	853007	Outer Joint	22	30	53.2	78	61	I					
	1993.03- 1999.08	MT	L	F	Hatchback Engine ABS/ADZ	253001	Drive Shaft	22		53	78.5	535						
	1993.03- 1999.08	MT	R	F	Hatchback Engine ABS/ADZ	253002	Drive Shaft	22		53.2	78	769						
1.8 i 16V (95 kW)	1993.11- 1996.08	MT		F	Hatchback Engine ADL	603011	Inner Joint			33		34						
	1993.11- 1996.08	MT/AT		F	Hatchback Engine ADL	853007	Outer Joint	22	30	53.2	78	61	I					
	1993.11- 1996.08	MT	L	F	Hatchback Engine ADL	253001	Drive Shaft	22		53	78.5	535						
	1993.11- 1996.08	MT	R	F	Hatchback Engine ADL	253002	Drive Shaft	22		53.2	78	769						
1.9 D (47 kW)	1993.04- 1996.08	MT		F	Hatchback Engine 1Y	603008	Inner Joint			33		32						
1.9 D (50 kW)	1994.10- 1996.08	MT		F	Hatchback Engine 1Y	853008	Outer Joint	22	30	53	78.5	51	I					
	1994.10- 1996.08	MT	L	F	Hatchback Engine 1Y	253003	Drive Shaft	22		53	78.5	539.5						
	1994.10- 1996.08	MT		F	Hatchback Engine 1Y	603008	Inner Joint			33		32						
	1994.10- 1996.08	MT	R	F	Hatchback Engine 1Y	253005	Drive Shaft	22		53	78.5	760						
1.9 SDi (47 kW)	1996.08- 1999.08	MT		F	Hatchback Engine AEY	853008	Outer Joint	22	30	53	78.5	51	I					
	1996.08- 1999.08	MT	L	F	Hatchback Engine AEY	253003	Drive Shaft	22		53	78.5	539.5						
	1996.08- 1999.08	MT		F	Hatchback Engine AEY	603008	Inner Joint			33		32						
	1996.08- 1999.08	MT	R	F	Hatchback Engine AEY	253005	Drive Shaft	22		53	78.5	760						
1.9 TD (55 kW)	1993.03- 1996.08	MT		F	Hatchback Engine AAZ	603011	Inner Joint			33		34						
	1993.03- 1996.08	MT		F	Hatchback Engine AAZ	853007	Outer Joint	22	30	53.2	78	61	I					
	1993.03- 1996.08	MT	L	F	Hatchback Engine AAZ	253001	Drive Shaft	22		53	78.5	535						
	1993.03- 1996.08	MT	R	F	Hatchback Engine AAZ	253002	Drive Shaft	22		53.2	78	769						
1.9 TDi (66 kW)	1996.08- 1999.08	5MT		F	Hatchback Engine 1Z/AHU	603011	Inner Joint			33		34						
	1996.08- 1999.08	MT		F	Hatchback Engine 1Z/AHU	853007	Outer Joint	22	30	53.2	78	61	I					
1.9 TDi (81 kW)	1997.02- 1999.08	5MT		F	Hatchback Engine AFN	603011	Inner Joint			33		34						
2.0 i (85 kW)	1993.03- 1999.08	MT		F	Hatchback Engine 2E/AGG	603011	Inner Joint			33		34						
	1993.03- 1999.08	MT		F	Hatchback Engine 2E/AGG	853007	Outer Joint	22	30	53.2	78	61	I					
	1993.03- 1999.08	MT	L	F	Hatchback Engine 2E/AGG	253001	Drive Shaft	22		53	78.5	535						
	1993.03- 1999.08	MT	R	F	Hatchback Engine 2E/AGG	253002	Drive Shaft	22		53.2	78	769						
IBIZA III (6K1)																		
1.0 (37 kW)	1999.08- 2002.02	MT		F	Hatchback Engine ALD/ANV/AUC	853008	Outer Joint	22	30	53	78.5	51	I					
	1999.08- 2002.02	MT	L	F	Hatchback Engine ALD/ANV/AUC	253004	Drive Shaft	22		50	78.5	562						
	1999.08- 2002.02	MT		F	Hatchback Engine ALD/ANV/AUC	653001	Inner Joint			33		32						
1.4 (44 kW)	1999.08- 2002.02	MT		F	Hatchback Engine AKK/ANW/AUD	853008	Outer Joint	22	30	53	78.5	51	I					
	1999.08- 2002.02	MT	L	F	Hatchback Engine AKK/ANW/AUD	253004	Drive Shaft	22		50	78.5	562						
	1999.08- 2002.02	MT		F	Hatchback Engine AKK/ANW/AUD	653001	Inner Joint			33		32						
1.4 16V (55 kW)	2000.05- 2002.02	MT		F	Hatchback Engine APE/AUA	853008	Outer Joint	22	30	53	78.5	51	I					
	2000.05- 2002.02	MT	L	F	Hatchback Engine APE/AUA	253004	Drive Shaft	22		50	78.5	562						
	2000.05- 2002.02	MT		F	Hatchback Engine APE/AUA	653001	Inner Joint			33		32						
1.4 16V (74 kW)	1999.08- 2002.02	MT		F	Hatchback Engine AQQ/AUB	853008	Outer Joint	22	30	53	78.5	51	I					
	1999.08- 2002.02	MT	L	F	Hatchback Engine AQQ/AUB	253004	Drive Shaft	22		50	78.5	562						
	1999.08- 2002.02	MT		F	Hatchback Engine AQQ/AUB	653001	Inner Joint			33		32						
1.6 (55 kW)	1999.08- 2002.02	MT		F	Hatchback Engine ALM	853008	Outer Joint	22	30	53	78.5	51	I					
	1999.08- 2002.02	MT	L	F	Hatchback Engine ALM	253004	Drive Shaft	22		50	78.5	562						
	1999.08- 2002.02	MT		F	Hatchback Engine ALM	653001	Inner Joint			33		32						
1.6 (74 kW)	1999.08- 2002.02	MT/AT		F	Hatchback Engine AEH/AKL/APF/AUR	603004	Inner Joint			33		32						
1.8 T 20V Cupra (115 kW)	2000.07- 2002.02	MT		F	Hatchback Engine AQX/AYP	853008	Outer Joint	22	30	53	78.5	51	I					
	2000.07- 2002.02	MT		F	Hatchback Engine AQX/AYP	603011	Inner Joint			33		34						
1.9 SDi (50 kW)	1999.08- 2002.02	MT		F	Hatchback Engine AGP/AQM	853008	Outer Joint	22	30	53	78.5	51	I					
	1999.08- 2002.02	MT		F	Hatchback Engine AGP/AQM	603004	Inner Joint			33		32						
1.9 TDi (66 kW)	1999.08- 2002.02	MT		F	Hatchback Engine AGR/ALH	603011	Inner Joint			33		34						
	1999.08- 2002.02	MT		F	Hatchback Engine AGR/ALH	853007	Outer Joint	22	30	53.2	78	61	I					
	1999.08- 2002.02	MT		F	Hatchback Engine AGR/ALH	861018	Outer Joint	22	30	53	78.5	61	I					
1.9 TDi (81 kW)	1999.08- 2002.02	MT		F	Hatchback Engine ASK/ASV	603011	Inner Joint			33		34						
	1999.08- 2002.02			F	Hatchback Engine ASK/ASV	853007	Outer Joint	22	30	53.2	78	61	I					
	1999.08- 2002.02	MT		F	Hatchback Engine ASK/ASV	861018	Outer Joint	22	30	53	78.5	61	I					





	 YEAR	TRANSM	L/R	F/R	REMARKS	GSP Ref.	 PRODUCT	 ABS	Technical Specifications									
									A	B	C	H	L	P				
SEAT																		
IBIZA IV (6L1)																		
1.2 (44 kW)	2007.06- 2008.05			F	Hatchback Engine BBM	803027	Outer Joint		36	30	50.7	58.5	47.5		I			
	2007.06- 2008.05		L	F	Hatchback Engine BBM	203063	Drive Shaft		36		50.7	58.5	501					
	2007.06- 2008.05		R	F	Hatchback Engine BBM	261063	Drive Shaft		36		50.7	58.5	751					
1.2 (47 kW)	2002.02- 2006.06			F	Hatchback Engine AZQ/BME	803027	Outer Joint		36	30	50.7	58.5	47.5		I			
	2002.02- 2006.06	5MT	L	F	Hatchback Engine AZQ/BME	203063	Drive Shaft		36		50.7	58.5	501					
	2002.02- 2006.06	5MT	R	F	Hatchback Engine AZQ/BME	261063	Drive Shaft		36		50.7	58.5	751					
1.2 12V (51 kW)	2006.07- 2007.07		L	F	Hatchback Engine BXV	203063	Drive Shaft		36		50.7	58.5	501					
	2006.07- 2007.07	AT		F	Hatchback Engine BXV	803078	Outer Joint	45W	38	27	59.5	34.5	63		M			
	2006.07- 2007.07		R	F	Hatchback Engine BXV	261063	Drive Shaft		36		50.7	58.5	751					
	2006.07- 2007.07			F	Hatchback Engine BXV	803024	Outer Joint		36	30	50.75	59	54.5		I			
1.4 16V (55 kW)	2002.02- 2007.12	MT		F	Hatchback Engine BBY/BKY	803027	Outer Joint		36	30	50.7	58.5	47.5		I			
	2002.02- 2007.12	5MT	L	F	Hatchback Engine BBY/BKY	203063	Drive Shaft		36		50.7	58.5	501					
	2002.02- 2007.12	5MT	R	F	Hatchback Engine BBY/BKY	261063	Drive Shaft		36		50.7	58.5	751					
	2002.02- 2007.12			F	Hatchback Engine BBY/BKY	661005	Inner Joint			30		57.6						
1.4 16V (63 kW)	2006.12- 2007.07			F	Hatchback Engine BXW	803027	Outer Joint		36	30	50.7	58.5	47.5		I			
	2006.12- 2007.07		L	F	Hatchback Engine BXW	203063	Drive Shaft		36		50.7	58.5	501					
	2006.12- 2007.07	AT		F	Hatchback Engine BXW	803078	Outer Joint	45W	38	27	59.5	34.5	63		M			
	2006.12- 2007.07		R	F	Hatchback Engine BXW	261063	Drive Shaft		36		50.7	58.5	751					
1.4 16V (74 kW)	2002.02- 2009.11	MT		F	Hatchback Engine AUB/BBZ	803027	Outer Joint		36	30	50.7	58.5	47.5		I			
	2002.02- 2009.11	5MT	L	F	Hatchback Engine AUB/BBZ	203063	Drive Shaft		36		50.7	58.5	501					
	2002.02- 2009.11	5MT	R	F	Hatchback Engine AUB/BBZ	261063	Drive Shaft		36		50.7	58.5	751					
1.4 TDi (51 kW)	2005.05- 2009.11	MT		F	Hatchback Engine BNM	603011	Inner Joint			33		34						
	2005.05- 2009.11	MT		F	Hatchback Engine BNM	803024	Outer Joint		36	30	50.75	59	54.5		I			
	2005.05- 2009.11	MT	L	F	Hatchback Engine BNM	261078	Drive Shaft		36		50.7	58.5	501					
	2005.05- 2009.11	MT	R	F	Hatchback Engine BNM	261223	Drive Shaft		36		52	59	757					
1.4 TDi (55 kW)	2002.05- 2005.12	MT		F	Hatchback Engine AMF	803024	Outer Joint		36	30	50.75	59	54.5		I			
	2002.05- 2005.12	5MT	L	F	Hatchback Engine AMF	261098	Drive Shaft		36		50.5	59	472					
	2002.05- 2005.12	5MT	R	F	Hatchback Engine AMF	261099	Drive Shaft		36		50.5	59	759					
	2002.05- 2005.12	MT/AT		F	Hatchback Engine AMF	661006	Inner Joint			30		57.6						
1.4 TDi (59 kW)	2006.02- 2007.07	AT		F	Hatchback Engine BMS/BNV	803078	Outer Joint	45W	38	27	59.5	34.5	63		M			
	2006.02- 2007.07	MT		F	Hatchback Engine BMS/BNV	803024	Outer Joint		36	30	50.75	59	54.5		I			
	2006.02- 2007.07		L	F	Hatchback Engine BMS/BNV	261098	Drive Shaft		36		50.5	59	472					
	2006.02- 2007.07		R	F	Hatchback Engine BMS/BNV	261099	Drive Shaft		36		50.5	59	759					
1.6 (74 kW)	2003.02- 2009.11	MT		F	Hatchback Engine BAH	653002	Inner Joint			33		34						
	2003.02- 2009.11			F	Hatchback Engine BAH	803024	Outer Joint		36	30	50.75	59	54.5		I			
1.6 16V (77 kW)	2006.11- 2009.11	MT		F	Hatchback Engine BTS	603011	Inner Joint			33		34						
	2006.11- 2009.11	MT		F	Hatchback Engine BTS	803024	Outer Joint		36	30	50.75	59	54.5		I			
1.8 T Cupra R (132 kW)	2004.01- 2008.02	MT		F	Hatchback Engine BBU	653002	Inner Joint			33		34						
	2004.01- 2008.02	MT		F	Hatchback Engine BBU	803024	Outer Joint		36	30	50.75	59	54.5		I			
	2004.01- 2008.02	5MT	L	F	Hatchback Engine BBU	261098	Drive Shaft		36		50.5	59	472					
	2004.01- 2008.02	5MT	R	F	Hatchback Engine BBU	261099	Drive Shaft		36		50.5	59	759					
1.8 T FR (110 kW)	2003.12- 2008.05	MT		F	Hatchback Engine BJX/BKV	603011	Inner Joint			33		34						
	2003.12- 2008.05	MT		F	Hatchback Engine BJX/BKV	803024	Outer Joint		36	30	50.75	59	54.5		I			
	2003.12- 2008.05	5MT	L	F	Hatchback Engine BJX/BKV	261098	Drive Shaft		36		50.5	59	472					
	2003.12- 2008.05	5MT	R	F	Hatchback Engine BJX/BKV	261099	Drive Shaft		36		50.5	59	759					
1.9 SDi (47 kW)	2002.02- 2005.12	MT		F	Hatchback Engine ASY	803027	Outer Joint		36	30	50.7	58.5	47.5		I			
	2002.02- 2005.12	5MT	L	F	Hatchback Engine ASY	203063	Drive Shaft		36		50.7	58.5	501					
	2002.02- 2005.12	5MT	R	F	Hatchback Engine ASY	261063	Drive Shaft		36		50.7	58.5	751					
1.9 TDi (74 kW)	2002.02- 2009.11	MT		F	Hatchback Engine ATD/AXR/BMT	803024	Outer Joint		36	30	50.75	59	54.5		I			
	2002.02- 2009.11	5MT	L	F	Hatchback Engine ATD/AXR/BMT	261098	Drive Shaft		36		50.5	59	472					
	2002.02- 2009.11	5MT	R	F	Hatchback Engine ATD/AXR/BMT	261099	Drive Shaft		36		50.5	59	759					
	2002.02- 2009.11	MT/AT		F	Hatchback Engine ATD/AXR/BMT	661006	Inner Joint			30		57.6						
1.9 TDi (96 kW)	2002.02- 2009.11	6MT		F	Hatchback Engine ASZ/BLT	853002	Outer Joint		36	27	50.75	75	65		I			
	2002.02- 2009.11	MT	L	F	Hatchback Engine ASZ/BLT	261204	Drive Shaft		36		50.5	75	461					
1.9 TDi Cupra R (118 kW)	2004.03- 2008.02			F	Hatchback Engine BPX/BUK	853002	Outer Joint		36	27	50.75	75	65		I			
2.0 (85 kW)	2003.05- 2004.06			F	Hatchback Engine AZL/BBX	803024	Outer Joint		36	30	50.75	59	54.5		I			
IBIZA SUITE																		
1.9 D	1993.05-		L			253006	Drive Shaft		22		50	78.5	526					
IBIZA V (6J5)																		
1.4 TDi (59 kW)	2008.07- 2010.06			F	Hatchback Engine BMS	803024	Outer Joint		36	30	50.75	59	54.5		I			
1.6 (77 kW)	2008.05-	MT		F	Hatchback Engine BTS	653002	Inner Joint			33		34						
	2008.05-			F	Hatchback Engine BTS	603011	Inner Joint			33		34						





	 YEAR	TRANSM	L/R	F/R	REMARKS	GSP Ref.	 PRODUCT	 ABS	Technical Specifications									
									A	B	C	H	L	P				
SEAT																		
IBIZA V (6J5)																		
1.9 TDi (66 kW)	2008.07- 2010.06			F	Hatchback Engine BXJ	803024	Outer Joint		36	30	50.75	59	54.5	I				
1.9 TDi (77 kW)	2008.03- 2010.06			F	Hatchback Engine BLS	803024	Outer Joint		36	30	50.75	59	54.5	I				
IBIZA V SPORTCOUPE (6J1)																		
1.6 (77 kW)	2008.07-	MT		F	Coupe Engine BTS	653002	Inner Joint			33		34						
	2008.07-			F	Coupe Engine BTS	603011	Inner Joint			33		34						
1.9 TDi (66 kW)	2008.07- 2010.06			F	Coupe Engine BXJ	803024	Outer Joint		36	30	50.75	59	54.5	I				
1.9 TDi (77 kW)	2008.07- 2010.06			F	Coupe Engine BLS	803024	Outer Joint		36	30	50.75	59	54.5	I				
INCA																		
-	1998-					899136	Outer Joint		22	30	51	78	61	I				
INCA (6K9)																		
1.4 16V (55 kW)	2000.04- 2003.06	MT		F	Box Engine AUA	853008	Outer Joint		22	30	53	78.5	51	I				
	2000.04- 2003.06	MT	L	F	Box Engine AUA	253004	Drive Shaft		22		50	78.5	562					
	2000.04- 2003.06	MT		F	Box Engine AUA	653001	Inner Joint			33		32						
1.4 i (44 kW)	1995.11- 2003.06	MT		F	Box Engine AEX/AKV/APQ/AUD	853008	Outer Joint		22	30	53	78.5	51	I				
	1995.11- 2003.06	MT	L	F	Box Engine AEX/AKV/APQ/AUD	253004	Drive Shaft		22		50	78.5	562					
	1995.11- 2003.06	MT		F	Box Engine AEX/AKV/APQ/AUD	653001	Inner Joint			33		32						
1.6 i (55 kW)	1995.11- 1998.05	MT		F	Box Engine 1F	853008	Outer Joint		22	30	53	78.5	51	I				
	1995.11- 1998.05	MT		F	Box Engine 1F	603011	Inner Joint			33		34						
	1995.11- 1998.05	MT	L	F	Box Engine 1F	253003	Drive Shaft		22		53	78.5	539.5					
	1995.11- 1998.05	MT		F	Box Engine 1F	603004	Inner Joint			33		32						
	1997.06- 2000.09	MT		F	Box Engine AEE/ALM	853008	Outer Joint		22	30	53	78.5	51	I				
	1997.06- 2000.09	MT	L	F	Box Engine AEE/ALM	253004	Drive Shaft		22		50	78.5	562					
	1997.06- 2000.09	MT		F	Box Engine AEE/ALM	653001	Inner Joint			33		32						
1.7 D (42 kW)	1996.09- 2003.06	MT		F	Box Engine AHB	853008	Outer Joint		22	30	53	78.5	51	I				
	1996.09- 2003.06	MT	L	F	Box Engine AHB	253003	Drive Shaft		22		53	78.5	539.5					
	1996.09- 2003.06	MT	R	F	Box Engine AHB	253005	Drive Shaft		22		53	78.5	760					
	1996.09- 2003.06	MT		F	Box Engine AHB	603004	Inner Joint			33		32						
1.9 D (47 kW)	1995.11- 2003.06	MT		F	Box Engine 1Y	853008	Outer Joint		22	30	53	78.5	51	I				
	1995.11- 2003.06	MT	L	F	Box Engine 1Y	253003	Drive Shaft		22		53	78.5	539.5					
	1995.11- 2003.06	MT	R	F	Box Engine 1Y	253005	Drive Shaft		22		53	78.5	760					
	1995.11- 2003.06	MT		F	Box Engine 1Y	603004	Inner Joint			33		32						
1.9 SDi (47 kW)	1995.11- 2003.06	MT		F	Box Engine AEY/AYQ	853008	Outer Joint		22	30	53	78.5	51	I				
	1995.11- 2003.06	MT	L	F	Box Engine AEY/AYQ	253003	Drive Shaft		22		53	78.5	539.5					
	1995.11- 2003.06	MT	R	F	Box Engine AEY/AYQ	253005	Drive Shaft		22		53	78.5	760					
	1995.11- 2003.06	MT		F	Box Engine AEY/AYQ	603004	Inner Joint			33		32						
LEON (1M1)																		
1.4 16V (55 kW)	1999.11- 2006.06	MT	R	F	Hatchback Engine AHW/APE/AUA/AXP/BCA	203046	Drive Shaft		36		53	78.5	822					
	1999.11- 2006.06	MT	L	F	Hatchback Engine AHW/APE/AUA/AXP/BCA	261045	Drive Shaft		36		53	78.5	555					
	1999.11- 2006.06	MT		F	Hatchback Engine AHW/APE/AUA/AXP/BCA	803033	Outer Joint		36	30	53	78.5	51	I				
	1999.11- 2006.06	5MT		F	Hatchback Engine AHW/APE/AUA/AXP/BCA	603008	Inner Joint			33		32						
1.6 (74 kW)	1999.11- 2006.06	MT		F	Hatchback Engine AEH/AKL/APF	603011	Inner Joint			33		34						
	1999.11- 2006.06	MT	L	F	Hatchback Engine AEH/AKL/APF	261045	Drive Shaft		36		53	78.5	555					
	1999.11- 2006.06	MT	R	F	Hatchback Engine AEH/AKL/APF	203046	Drive Shaft		36		53	78.5	822					
	1999.11- 2006.06			F	Hatchback Engine AEH/AKL/APF	603008	Inner Joint			33		32						
	1999.11- 2006.06			F	Hatchback Engine AEH/AKL/APF	803036	Outer Joint		36	30	53.2	77.5	61	I				
1.6 16V (77 kW)	2000.09- 2006.06			F	Hatchback Engine ATN/AUS/AZD/BCB	803036	Outer Joint		36	30	53.2	77.5	61	I				
1.8 20V (92 kW)	1999.11- 2006.06	MT		F	Hatchback Engine AGN/APG	603011	Inner Joint			33		34						
	1999.11- 2006.06			F	Hatchback Engine AGN/APG	803036	Outer Joint		36	30	53.2	77.5	61	I				
1.8 20V T (132 kW)	1999.11- 2006.06	MT	L	F	Hatchback Engine APP/AUQ	261123	Drive Shaft		36		53	77.5	520					
	1999.11- 2006.06	MT		F	Hatchback Engine APP/AUQ	653002	Inner Joint			33		34						
	1999.11- 2006.06	MT	R	F	Hatchback Engine APP/AUQ	261121	Drive Shaft		36		53	77.5	806					
	1999.11- 2006.06			F	Hatchback Engine APP/AUQ	803035	Outer Joint		36	27	53	77.5	65	I				
1.8 20V T 4 (132 kW)	1999.11- 2006.06	6MT	L	F	All-wheel Drive Hatchback Engine AJQ/ARY	261123	Drive Shaft		36		53	77.5	520					
	1999.11- 2006.06	MT			All-wheel Drive Hatchback Engine AJQ/ARY	653002	Inner Joint			33		34						
	1999.11- 2006.06	MT	R		All-wheel Drive Hatchback Engine AJQ/ARY	603011	Inner Joint			33		34						
	1999.11- 2006.06			F	All-wheel Drive Hatchback Engine AJQ/ARY	803035	Outer Joint		36	27	53	77.5	65	I				
1.8 T Cupra R (154 kW)	2002.02- 2006.06	6MT	L	F	Hatchback Engine AMK	261123	Drive Shaft		36		53	77.5	520					
	2002.02- 2006.06	6MT	R	F	Hatchback Engine AMK	261121	Drive Shaft		36		53	77.5	806					
	2002.02- 2006.06			F	Hatchback Engine AMK	803035	Outer Joint		36	27	53	77.5	65	I				
1.8 T Cupra R (165 kW)	2003.07- 2006.06		R	F	Hatchback Engine BAM	253010	Drive Shaft		36		59.5	40	768					





	 YEAR	TRANSM	L/R	F/R	REMARKS	GSP Ref.	 PRODUCT	 ABS	Technical Specifications									
									A	B	C	H	L	P				
SEAT LEON (1M1)																		
1.9 SDi (50 kW)	1999.11- 2006.06			R	F	Hatchback Engine AQM	203046	Drive Shaft		36		53	78.5	822				
	1999.11- 2006.06				L	F	Hatchback Engine AQM	261045	Drive Shaft		36		53	78.5	555			
	1999.11- 2006.06	5MT			F	Hatchback Engine AQM	803033	Outer Joint		36	30	53	78.5	51	I			
	1999.11- 2006.06	5MT			F	Hatchback Engine AQM	603008	Inner Joint				33		32				
	2001.02- 2006.06			L	F	Hatchback Engine ARL	261123	Drive Shaft		36		53	77.5	520				
1.9 TDi (110 kW)	2001.02- 2006.06	MT			F	Hatchback Engine ARL	653002	Inner Joint			33		34					
	2001.02- 2006.06			R	F	Hatchback Engine ARL	261121	Drive Shaft		36		53	77.5	806				
	2001.02- 2006.06				F	Hatchback Engine ARL	803035	Outer Joint		36	27	53	77.5	65	I			
	1999.11- 2006.06	MT	L	F	Hatchback Engine AGR/ALH	203006	Drive Shaft		36		53.2	77.5	557					
1.9 TDi (66 kW)	1999.11- 2006.06	MT	R	F	Hatchback Engine AGR/ALH	203004	Drive Shaft		36		53.2	77.5	822					
	1999.11- 2006.06				F	Hatchback Engine AGR/ALH	803036	Outer Joint		36	30	53.2	77.5	61	I			
	2005.10- 2006.06	MT			F	Hatchback Engine AXR	603011	Inner Joint			33		34					
1.9 TDi (74 kW)	2005.10- 2006.06		L	F	Hatchback Engine AXR	203006	Drive Shaft		36		53.2	77.5	557					
	2005.10- 2006.06			R	F	Hatchback Engine AXR	203004	Drive Shaft		36		53.2	77.5	822				
	1999.11- 2006.06	MT	L	F	Hatchback Engine AHF/ASV	203006	Drive Shaft		36		53.2	77.5	557					
1.9 TDi (81 kW)	1999.11- 2006.06	MT			F	Hatchback Engine AHF/ASV	603009	Inner Joint			33		34					
	1999.11- 2006.06	MT	R	F	Hatchback Engine AHF/ASV	203004	Drive Shaft		36		53.2	77.5	822					
	1999.11- 2006.06				F	Hatchback Engine AHF/ASV	803036	Outer Joint		36	30	53.2	77.5	61	I			
	2003.05- 2006.06	6MT	L	F	Hatchback Engine ASZ	261123	Drive Shaft		36		53	77.5	520					
1.9 TDi (96 kW)	2003.05- 2006.06			R	F	Hatchback Engine ASZ	261121	Drive Shaft		36		53	77.5	806				
	2003.05- 2006.06				F	Hatchback Engine ASZ	803035	Outer Joint		36	27	53	77.5	65	I			
	2002.05- 2006.06		L	F	All-wheel Drive Hatchback Engine ARL	261123	Drive Shaft		36		53	77.5	520					
1.9 TDi Syncro (110 kW)	2002.05- 2006.06	MT				All-wheel Drive Hatchback Engine ARL	653002	Inner Joint			33		34					
	2002.05- 2006.06	MT	R			All-wheel Drive Hatchback Engine ARL	603011	Inner Joint			33		34					
	2001.02- 2006.06	6MT	L	F	All-wheel Drive Hatchback Engine AUE	261123	Drive Shaft		36		53	77.5	520					
2.8 Cupra 4 (150 kW)	2001.02- 2006.06	MT				All-wheel Drive Hatchback Engine AUE	653002	Inner Joint			33		34					
	2001.02- 2006.06	MT	R			All-wheel Drive Hatchback Engine AUE	603011	Inner Joint			33		34					
	2001.02- 2006.06				F	All-wheel Drive Hatchback Engine AUE	803035	Outer Joint		36	27	53	77.5	65	I			
	2001.02- 2006.06				F	All-wheel Drive Hatchback Engine AUE	803035	Outer Joint		36	27	53	77.5	65	I			
LEON (1P1)																		
1.4 16V (63 kW)	2006.06-	MT			F	Hatchback Engine BXW/CGGB	653002	Inner Joint			33		34					
1.4 TSi (92 kW)	2007.11-				F	Hatchback Engine CAXC	603011	Inner Joint			33		34					
1.6 (75 kW)	2005.07-	MT			F	Hatchback Engine BSE/BSF/CCSA/CMXA	603011	Inner Joint			33		34					
	2005.07-		L	F	Hatchback Engine BSE/BSF/CCSA/CMXA	203320	Drive Shaft		36		59.5	40	546					
	2005.07-				F	Hatchback Engine BSE/BSF/CCSA/CMXA	803037	Outer Joint		36	30	59.5	40.5	55	I			
1.6 LPG (75 kW)	2009.12-		L	F	Hatchback Engine CHGA	203320	Drive Shaft		36		59.5	40	546					
1.6 TDi (77 kW)	2010.02-	MT	L	F	Hatchback Engine CAYC	203294	Drive Shaft		36		59.5	38	519					
1.8 TSi (118 kW)	2007.06-				F	Hatchback Engine BZB/CDA	803002	Outer Joint		36	27	59.5	40	66	I			
1.9 TDi (66 kW)	2007.06-	MT	L	F	Hatchback Engine BXF	203294	Drive Shaft		36		59.5	38	519					
1.9 TDi (77 kW)	2005.07-	AT			F	Hatchback Engine BKC/BLS/BXE	803002	Outer Joint		36	27	59.5	40	66	I			
	2005.07-	MT	L	F	Hatchback Engine BKC/BLS/BXE	203294	Drive Shaft		36		59.5	38	519					
	2005.07-	AT	L	F	Hatchback Engine BKC/BLS/BXE	254013	Drive Shaft		36		59.5	40	479.5					
	2005.07-	MT			F	Hatchback Engine BKC/BLS/BXE	603011	Inner Joint			33		34					
	2005.07-	MT	R	F	Hatchback Engine BKC/BLS/BXE	261042	Drive Shaft		36		59.5	40.5	814					
	2005.07-	AT	R	F	Hatchback Engine BKC/BLS/BXE	254011	Drive Shaft		36		59.5	40	755					
	2005.07-				F	Hatchback Engine BKC/BLS/BXE	803037	Outer Joint		36	30	59.5	40.5	55	I			
	2005.07-				F	Hatchback Engine BKC/BLS/BXE	803002	Outer Joint		36	27	59.5	40	66	I			
2.0 Cupra R (195 kW)	2009.09-				F	Hatchback Engine CDLA	803002	Outer Joint		36	27	59.5	40	66	I			
2.0 FSi (110 kW)	2005.07- 2010.05	6AT			F	Hatchback Engine BLR/BLY/BVY/BVZ	661011	Inner Joint		26	32	31	68.5	85				
	2005.07- 2010.05	MT			F	Hatchback Engine BLR/BLY/BVY/BVZ	603011	Inner Joint			33		34					
	2005.07- 2010.05	MT	R	F	Hatchback Engine BLR/BLY/BVY/BVZ	261113	Drive Shaft		36		59.5	40	814					
	2005.07- 2010.05	6AT	L	F	Hatchback Engine BLR/BLY/BVY/BVZ	261093	Drive Shaft		36	26	59.5	40.5	587.5					
	2005.07- 2010.05	6AT	R	F	Hatchback Engine BLR/BLY/BVY/BVZ	261094	Drive Shaft		36	26	59.5	40.5	884					
	2005.07- 2010.05	MT			F	Hatchback Engine BLR/BLY/BVY/BVZ	803037	Outer Joint		36	30	59.5	40.5	55	I			
	2005.07- 2010.05	MT	R	F	Hatchback Engine AZV	203313	Drive Shaft		36		59.5	40	792					
2.0 TDi (100 kW)	2005.07- 2010.05				F	Hatchback Engine AZV	803002	Outer Joint		36	27	59.5	40	66	I			
	2005.07- 2010.05	AT	L	F	Hatchback Engine AZV	254013	Drive Shaft		36		59.5	40	479.5					
	2005.07- 2010.05	6AT			F	Hatchback Engine AZV	654004	Inner Joint			34		85					
	2005.07- 2010.05	MT	L	F	Hatchback Engine AZV	203295	Drive Shaft		36		59.5	40	491					
	2005.07- 2010.05	AT	R	F	Hatchback Engine AZV	254011	Drive Shaft		36		59.5	40	755					
	2005.07- 2010.05	MT	R	F	Hatchback Engine BMM	203313	Drive Shaft		36		59.5	40	792					
	2005.10-	MT			F	Hatchback Engine BMM	803002	Outer Joint		36	27	59.5	40	66	I			
2.0 TDi (103 kW)	2005.10-	Semi-AT	L	F	Hatchback Engine BMM	254013	Drive Shaft		36		59.5	40	479.5					
	2005.10-	6AT			F	Hatchback Engine BMM	654004	Inner Joint			34		85					





	 YEAR	TRANSM	L/R	F/R	REMARKS	GSP Ref.	 PRODUCT	 ABS	Technical Specifications					
									A	B	C	H	L	P
SEAT														
LEON (1P1)														
2.0 TDi (103 kW)	2005.10-	MT	L	F	Hatchback Engine BMM	203295	Drive Shaft		36	59.5	40	491		
	2005.10-	Semi-AT	R	F	Hatchback Engine BMM	254011	Drive Shaft		36	59.5	40	755		
2.0 TDi (125 kW)	2006.06- 2007.07	MT	L	F	Hatchback Engine BMN/CEGA/CFJA	203265	Drive Shaft		36	59.5	40	487		
	2006.06- 2007.07			F	Hatchback Engine BMN/CEGA/CFJA	861045	Outer Joint	36	27	59.5	40	65	M	
2.0 TDi 16V (103 kW)	2005.07-	MT	R	F	Hatchback Engine BKD/CFHC/CLCB	203313	Drive Shaft		36	59.5	40	792		
	2005.07-			F	Hatchback Engine BKD/CFHC/CLCB	803002	Outer Joint	36	27	59.5	40	66	I	
	2005.07-	AT	L	F	Hatchback Engine BKD/CFHC/CLCB	254013	Drive Shaft		36	59.5	40	479.5		
	2005.07-	6AT		F	Hatchback Engine BKD/CFHC/CLCB	654004	Inner Joint			34		85		
	2005.07-	MT	L	F	Hatchback Engine BKD/CFHC/CLCB	203295	Drive Shaft		36	59.5	40	491		
	2005.07-	AT	R	F	Hatchback Engine BKD/CFHC/CLCB	254011	Drive Shaft		36	59.5	40	755		
	2.0 TFSi (136 kW)	2005.10- 2006.05			F	Hatchback Engine BWA1	803002	Outer Joint	36	27	59.5	40	66	I
2.0 TFSi (147 kW)	2005.05- 2009.03	MT		F	Hatchback Engine BWA	803002	Outer Joint	36	27	59.5	40	66	I	
2.0 TFSi (155 kW)	2009.06-			F	Hatchback Engine CCZB	803002	Outer Joint	36	27	59.5	40	66	I	
2.0 TFSi (177 kW)	2006.11- 2007.07	MT		F	Hatchback Engine BWJ/CDLD	803002	Outer Joint	36	27	59.5	40	66	I	
MARBELLA (028A)														
0.9 (29 kW)	1987.01- 1993.12	MT		F	Box Engine 09NCA	804001	Outer Joint		20	20	43.1	90.5	60.5	O
0.9 CAT (29 kW)	1987.01- 1993.12	MT		F	Box Engine 09NCB	804001	Outer Joint		20	20	43.1	90.5	60.5	O
MARBELLA (28)														
0.8 (25 kW)	1986.08- 1993.12	MT		F	Hatchback Engine 08NCA	804001	Outer Joint		20	20	43.1	90.5	60.5	O
0.9 (29 kW)	1987.01- 1993.12	MT		F	Hatchback Engine 09NCA/100GL7000	804001	Outer Joint		20	20	43.1	90.5	60.5	O
0.9 CAT (29 kW)	1990.01- 1996.11	MT		F	Hatchback Engine 09NCB/100GL7000	804001	Outer Joint		20	20	43.1	90.5	60.5	O
PANDA (141A)														
0.9 (31 kW)	1980.10- 1986.12			F	Hatchback Engine 100GL3000	804001	Outer Joint		20	20	43.1	90.5	60.5	O
RONDA (022A)														
1.6 (68 kW)	1983.08- 1985.09	MT		F	Hatchback Engine 022A000/138AR6.000	817006	Outer Joint		22	25	48.1	93.5	60.5	I
	1983.08- 1985.09			F	Hatchback Engine 022A000/138AR6.000	618070	Inner Joint			25		32		
	1983.08- 1985.09	MT		F	Hatchback Engine 022A000/138AR6.000	648004	Inner Joint			25		32		
TERRA (24)														
0.9 (29 kW)	1987.02- 1996.12			F	Estate Engine 09NCA	804001	Outer Joint		20	20	43.1	90.5	60.5	O
0.9 CAT (29 kW)	1992.02- 1994.12			F	Estate Engine 09NCB	804001	Outer Joint		20	20	43.1	90.5	60.5	O
1.3 D (33 kW)	1990.03- 1994.12			F	Estate Engine MN	804001	Outer Joint		20	20	43.1	90.5	60.5	O
1.4 D (35 kW)	1990.10- 1995.12			F	Estate Engine 1W	804001	Outer Joint		20	20	43.1	90.5	60.5	O
TOLEDO														
1.6 CL-GL-GLX-FRIEND	1991.07-		L			253006	Drive Shaft		22		50	78.5	526	
1.8 GL-GLX			L			253006	Drive Shaft		22		50	78.5	526	
1.9 D	1992.03-		L			253006	Drive Shaft		22		50	78.5	526	
TOLEDO (1L)														
1.6 i (52 kW)	1991.05- 1993.12	MT		F	Hatchback Engine 1F	603011	Inner Joint			33		34		
	1991.05- 1993.12	MT		F	Hatchback Engine 1F	853007	Outer Joint	22	30	53.2	78	61	I	
	1991.05- 1993.12	MT	L	F	Hatchback Engine 1F	253001	Drive Shaft	22		53	78.5	535		
	1991.05- 1993.12	MT	R	F	Hatchback Engine 1F	253002	Drive Shaft	22		53.2	78	769		
1.6 i (54 kW)	1991.05- 1999.03	MT		F	Hatchback Engine 1F/ABN/EZ	603011	Inner Joint			33		34		
	1991.05- 1999.03	MT		F	Hatchback Engine 1F/ABN/EZ	853007	Outer Joint	22	30	53.2	78	61	I	
	1991.05- 1999.03	MT	L	F	Hatchback Engine 1F/ABN/EZ	253001	Drive Shaft	22		53	78.5	535		
	1991.05- 1999.03	MT	R	F	Hatchback Engine 1F/ABN/EZ	253002	Drive Shaft	22		53.2	78	769		
1.6 i (55 kW)	1993.01- 1999.03	MT		F	Hatchback Engine 1F	603011	Inner Joint			33		34		
	1993.01- 1999.03	MT		F	Hatchback Engine 1F	853007	Outer Joint	22	30	53.2	78	61	I	
	1993.01- 1999.03	MT	L	F	Hatchback Engine 1F	253001	Drive Shaft	22		53	78.5	535		
	1993.01- 1999.03	MT	R	F	Hatchback Engine 1F	253002	Drive Shaft	22		53.2	78	769		
1.6 i (74 kW)	1996.11- 1999.03	MT		F	Hatchback Engine AFT	853008	Outer Joint	22	30	53	78.5	51	I	
	1996.11- 1999.03	MT		F	Hatchback Engine AFT	603011	Inner Joint			33		34		
	1996.11- 1999.03	MT		F	Hatchback Engine AFT	603008	Inner Joint			33		32		
1.8 16V (92 kW)	1991.05- 1999.03	MT		F	Hatchback Engine PL	603011	Inner Joint			33		34		
	1991.05- 1999.03	MT	L	F	Hatchback Engine PL	253001	Drive Shaft	22		53	78.5	535		
	1991.05- 1999.03	MT	R	F	Hatchback Engine PL	253002	Drive Shaft	22		53.2	78	769		
1.8 16V (98 kW)	1991.05- 1999.03	MT		F	Hatchback Engine KR	603011	Inner Joint			33		34		
	1991.05- 1999.03	MT	L	F	Hatchback Engine KR	253001	Drive Shaft	22		53	78.5	535		
	1991.05- 1999.03	MT	R	F	Hatchback Engine KR	253002	Drive Shaft	22		53.2	78	769		
1.8 i (65 kW)	1991.05- 1996.12	MT/AT		F	Hatchback Engine RP	603011	Inner Joint			33		34		
	1991.05- 1996.12	MT		F	Hatchback Engine RP	853007	Outer Joint	22	30	53.2	78	61	I	
	1991.05- 1996.12	MT	L	F	Hatchback Engine RP	253001	Drive Shaft	22		53	78.5	535		
	1991.05- 1996.12	MT	R	F	Hatchback Engine RP	253002	Drive Shaft	22		53.2	78	769		





	 YEAR	TRANSM	L/R	F/R	REMARKS	GSP Ref.	 PRODUCT	 ABS	Technical Specifications							
									A	B	C	H	L	P		
SEAT TOLEDO (1L)																
1.8 i (66 kW)	1993.11- 1996.12	MT/AT		F	Hatchback Engine ADZ/ABS	603011	Inner Joint		33		34					
	1993.11- 1996.12	MT		F	Hatchback Engine ADZ/ABS	853007	Outer Joint	22	30	53.2	78	61	I			
	1993.11- 1996.12	MT	L	F	Hatchback Engine ADZ/ABS	253001	Drive Shaft	22		53	78.5	535				
	1993.11- 1996.12	MT	R	F	Hatchback Engine ADZ/ABS	253002	Drive Shaft	22		53.2	78	769				
1.9 D (47 kW)	1995.12- 1999.03	MT		F	Hatchback Engine 1Y	853008	Outer Joint	22	30	53	78.5	51	I			
	1995.12- 1999.03	MT		F	Hatchback Engine 1Y	603011	Inner Joint		33		34					
	1995.12- 1999.03	MT	L	F	Hatchback Engine 1Y	253003	Drive Shaft	22		53	78.5	539.5				
	1995.12- 1999.03	5MT		F	Hatchback Engine 1Y	603008	Inner Joint		33		32					
	1995.12- 1999.03	MT		F	Hatchback Engine 1Y	853007	Outer Joint	22	30	53.2	78	61	I			
	1995.12- 1999.03	MT	R	F	Hatchback Engine 1Y	253005	Drive Shaft	22		53	78.5	760				
	1995.12- 1999.03	MT		F	Hatchback Engine 1Y	603004	Inner Joint		33		32					
	1995.12- 1999.03	MT	L	F	Hatchback Engine 1Y	253001	Drive Shaft	22		53	78.5	535				
1.9 D (50 kW)	1995.12- 1999.03	MT	R	F	Hatchback Engine 1Y	253002	Drive Shaft	22		53.2	78	769				
	1991.05- 1999.03	MT		F	Hatchback Engine 1Y	853008	Outer Joint	22	30	53	78.5	51	I			
	1991.05- 1999.03	MT		F	Hatchback Engine 1Y	603011	Inner Joint		33		34					
	1991.05- 1999.03	MT	L	F	Hatchback Engine 1Y	253003	Drive Shaft	22		53	78.5	539.5				
	1991.05- 1999.03	MT		F	Hatchback Engine 1Y	603008	Inner Joint		33		32					
	1991.05- 1999.03	MT		F	Hatchback Engine 1Y	853007	Outer Joint	22	30	53.2	78	61	I			
	1991.05- 1999.03	MT	R	F	Hatchback Engine 1Y	253005	Drive Shaft	22		53	78.5	760				
	1991.05- 1999.03	MT	L	F	Hatchback Engine 1Y	253001	Drive Shaft	22		53	78.5	535				
1.9 TD (55 kW)	1991.05- 1999.03	MT	R	F	Hatchback Engine 1Y	253002	Drive Shaft	22		53.2	78	769				
	1991.05- 1999.03	MT		F	Hatchback Engine AAZ	603011	Inner Joint		33		34					
	1991.05- 1999.03	MT		F	Hatchback Engine AAZ	853007	Outer Joint	22	30	53.2	78	61	I			
	1991.05- 1999.03	MT	L	F	Hatchback Engine AAZ	253001	Drive Shaft	22		53	78.5	535				
1.9 TDi (66 kW)	1991.05- 1999.03	MT	R	F	Hatchback Engine AAZ	253002	Drive Shaft	22		53.2	78	769				
	1995.08- 1999.03	MT		F	Hatchback Engine 1Z/AHU	603011	Inner Joint		33		34					
	1995.08- 1999.03	MT		F	Hatchback Engine 1Z/AHU	853007	Outer Joint	22	30	53.2	78	61	I			
1.9 TDi (81 kW)	1995.08- 1999.03	MT		F	Hatchback Engine 1Z/AHU	861018	Outer Joint	22	30	53	78.5	61	I			
	1996.11- 1999.03	MT		F	Hatchback Engine AFN	603011	Inner Joint		33		34					
	1996.11- 1999.03	MT		F	Hatchback Engine AFN	853007	Outer Joint	22	30	53.2	78	61	I			
2.0 i (85 kW)	1996.11- 1999.03	MT		F	Hatchback Engine AFN	861018	Outer Joint	22	30	53	78.5	61	I			
	1991.05- 1999.03	MT		F	Hatchback Engine 2E/AGG	603011	Inner Joint		33		34					
	1991.05- 1999.03	MT		F	Hatchback Engine 2E/AGG	853007	Outer Joint	22	30	53.2	78	61	I			
2.0 i 16V (110 kW)	1991.05- 1999.03	MT	L	F	Hatchback Engine 2E/AGG	253001	Drive Shaft	22		53	78.5	535				
	1991.05- 1999.03	MT	R	F	Hatchback Engine 2E/AGG	253002	Drive Shaft	22		53.2	78	769				
	1993.11- 1999.03	MT		F	Hatchback Engine ABF	603011	Inner Joint		33		34					
2.0 i 16V (110 kW)	1993.11- 1999.03	MT		F	Hatchback Engine ABF	803036	Outer Joint	36	30	53.2	77.5	61	I			
TOLEDO II (1M2)																
1.4 16V (55 kW)	1999.07- 2006.05	MT	R	F	Saloon Engine AHW/APE/AUA/AXP/BCA	203046	Drive Shaft	36		53	78.5	822				
	1999.07- 2006.05	MT	L	F	Saloon Engine AHW/APE/AUA/AXP/BCA	261045	Drive Shaft	36		53	78.5	555				
	1999.07- 2006.05	MT		F	Saloon Engine AHW/APE/AUA/AXP/BCA	803033	Outer Joint	36	30	53	78.5	51	I			
	1999.07- 2006.05			F	Saloon Engine AHW/APE/AUA/AXP/BCA	603008	Inner Joint		33		32					
1.6 (74 kW)	1999.04- 2000.09	MT	L	F	Saloon Engine AEH/AKL/APE	261045	Drive Shaft	36		53	78.5	555				
	1999.04- 2000.09	MT		F	Saloon Engine AEH/AKL/APE	803033	Outer Joint	36	30	53	78.5	51	I			
	1999.04- 2000.09	MT		F	Saloon Engine AEH/AKL/APE	603011	Inner Joint		33		34					
	1999.04- 2000.09	MT	R	F	Saloon Engine AEH/AKL/APE	203046	Drive Shaft	36		53	78.5	822				
	1999.04- 2000.09			F	Saloon Engine AEH/AKL/APE	603008	Inner Joint		33		32					
1.6 16V (77 kW)	2000.09- 2006.05	5MT		F	Saloon Engine AUS/AZD/BCB	603008	Inner Joint		33		32					
	2000.09- 2006.05			F	Saloon Engine AUS/AZD/BCB	803036	Outer Joint	36	30	53.2	77.5	61	I			
1.8 20V (92 kW)	1999.04- 2006.05	MT		F	Saloon Engine AGN/APG	603011	Inner Joint		33		34					
	1999.04- 2006.05			F	Saloon Engine AGN/APG	803036	Outer Joint	36	30	53.2	77.5	61	I			
1.8 20VT (132 kW)	2001.05- 2006.05	MT/AT	L	F	Saloon Engine APP/AUQ	261123	Drive Shaft	36		53	77.5	520				
	2001.05- 2006.05		R	F	Saloon Engine APP/AUQ	261121	Drive Shaft	36		53	77.5	806				
	2001.05- 2006.05			F	Saloon Engine APP/AUQ	803035	Outer Joint	36	27	53	77.5	65	I			
	2001.05- 2006.05			F	Saloon Engine APP/AUQ	803036	Outer Joint	36	30	53.2	77.5	61	I			
1.9 SDi (50 kW)	1999.11- 2004.06		R	F	Saloon Engine AQM	203046	Drive Shaft	36		53	78.5	822				
	1999.11- 2004.06		L	F	Saloon Engine AQM	261045	Drive Shaft	36		53	78.5	555				
	1999.11- 2004.06			F	Saloon Engine AQM	603008	Inner Joint		33		32					
1.9 TDi (110 kW)	2000.10- 2006.05		L	F	Saloon Engine ARL	261123	Drive Shaft	36		53	77.5	520				
	2000.10- 2006.05		R	F	Saloon Engine ARL	261121	Drive Shaft	36		53	77.5	806				
	2000.10- 2006.05			F	Saloon Engine ARL	803035	Outer Joint	36	27	53	77.5	65	I			
	2000.10- 2006.05			F	Saloon Engine ARL	803036	Outer Joint	36	30	53.2	77.5	61	I			





	 YEAR	TRANSM	L/R	F/R	REMARKS	GSP Ref.	 PRODUCT	 ABS	Technical Specifications									
									A	B	C	H	L	P				
SEAT																		
TOLEDO II (1M2)																		
1.9 TDi (66 kW)	1999.04- 2006.05	MT		F	Saloon Engine AGR/ALH	603011	Inner Joint			33		34						
	1999.04- 2006.05	MT	L	F	Saloon Engine AGR/ALH	203006	Drive Shaft		36		53.2	77.5	557					
	1999.04- 2006.05	MT	R	F	Saloon Engine AGR/ALH	203004	Drive Shaft		36		53.2	77.5	822					
	1999.04- 2006.05			F	Saloon Engine AGR/ALH	803036	Outer Joint		36	30	53.2	77.5	61	I				
1.9 TDi (81 kW)	1999.04- 2006.05	MT		F	Saloon Engine AHF/ASV	603011	Inner Joint			33		34						
	1999.04- 2006.05	MT	L	F	Saloon Engine AHF/ASV	203006	Drive Shaft		36		53.2	77.5	557					
	1999.04- 2006.05	MT	R	F	Saloon Engine AHF/ASV	203004	Drive Shaft		36		53.2	77.5	822					
	1999.04- 2006.05			F	Saloon Engine AHF/ASV	803036	Outer Joint		36	30	53.2	77.5	61	I				
1.9 TDi (96 kW)	2003.05- 2004.12	6MT	L	F	Saloon Engine ASZ	261123	Drive Shaft		36		53	77.5	520					
	2003.05- 2004.12	6MT	R	F	Saloon Engine ASZ	261121	Drive Shaft		36		53	77.5	806					
	2003.05- 2004.12			F	Saloon Engine ASZ	803035	Outer Joint		36	27	53	77.5	65	I				
2.3 V5 (110 kW)	1999.04- 2001.05			F	Saloon Engine AGZ	803036	Outer Joint		36	30	53.2	77.5	61	I				
2.3 V5 20V (125 kW)	2001.05- 2006.05			F	Saloon Engine AQN	803036	Outer Joint		36	30	53.2	77.5	61	I				
TOLEDO III (5P2)																		
1.6 (75 kW)	2004.10- 2009.05	MT		F	MPV Engine BGU/BSE/BSF/CCSA	603011	Inner Joint			33		34						
	2004.10- 2009.05	MT	L	F	MPV Engine BGU/BSE/BSF/CCSA	203320	Drive Shaft		36		59.5	40	546					
	2004.10- 2009.05			F	MPV Engine BGU/BSE/BSF/CCSA	803037	Outer Joint		36	30	59.5	40.5	55	I				
1.8 TFSi (118 kW)	2007.01- 2009.05			F	MPV Engine BYT/BZB/CDA	603011	Inner Joint			33		34						
1.9 TDi (77 kW)	2005.01- 2007.07	MT	L	F	MPV Engine BJB/BKC/BLS/BXE	203294	Drive Shaft		36		59.5	38	519					
	2005.01- 2007.07	MT		F	MPV Engine BJB/BKC/BLS/BXE	603011	Inner Joint			33		34						
	2005.01- 2007.07			F	MPV Engine BJB/BKC/BLS/BXE	803037	Outer Joint		36	30	59.5	40.5	55	I				
2.0 FSi (110 kW)	2005.01- 2006.05	6AT		F	MPV Engine BLR/BLY/BVY/BVZ	661011	Inner Joint		26	32	31	68.5	85					
	2005.01- 2006.05	MT		F	MPV Engine BLR/BLY/BVY/BVZ	603011	Inner Joint			33		34						
	2005.01- 2006.05	MT	R	F	MPV Engine BLR/BLY/BVY/BVZ	261113	Drive Shaft		36		59.5	40	814					
	2005.01- 2006.05	6AT	L	F	MPV Engine BLR/BLY/BVY/BVZ	261093	Drive Shaft		36	26	59.5	40.5	587.5					
	2005.01- 2006.05	6AT	R	F	MPV Engine BLR/BLY/BVY/BVZ	261094	Drive Shaft		36	26	59.5	40.5	884					
	2005.01- 2006.05			F	MPV Engine BLR/BLY/BVY/BVZ	803037	Outer Joint		36	30	59.5	40.5	55	I				
2.0 TDi (100 kW)	2004.09- 2009.05	MT	R	F	MPV Engine AZV	203313	Drive Shaft		36		59.5	40	792					
	2004.09- 2009.05			F	MPV Engine AZV	803002	Outer Joint		36	27	59.5	40	66	I				
	2004.09- 2009.05	AT	L	F	MPV Engine AZV	254013	Drive Shaft		36		59.5	40	479.5					
	2004.09- 2009.05	AT	R	F	MPV Engine AZV	254011	Drive Shaft		36		59.5	40	755					
2.0 TDi (103 kW)	2005.11- 2009.05	MT	R	F	MPV Engine BMM	203313	Drive Shaft		36		59.5	40	792					
	2005.11- 2009.05	MT		F	MPV Engine BMM	803002	Outer Joint		36	27	59.5	40	66	I				
	2005.11- 2009.05	AT	L	F	MPV Engine BMM	254013	Drive Shaft		36		59.5	40	479.5					
	2005.11- 2009.05	MT	L	F	MPV Engine BMM	203295	Drive Shaft		36		59.5	40	491					
	2005.11- 2009.05	AT	R	F	MPV Engine BMM	254011	Drive Shaft		36		59.5	40	755					
2.0 TDi (125 kW)	2006.01- 2009.05	MT	L	F	MPV Engine BMN/CEGA	203265	Drive Shaft		36		59.5	40	487					
	2006.01- 2009.05			F	MPV Engine BMN/CEGA	861045	Outer Joint		36	27	59.5	40	65	M				
2.0 TDi 16V (103 kW)	2004.04- 2009.05	MT	R	F	MPV Engine BKD	203313	Drive Shaft		36		59.5	40	792					
	2004.04- 2009.05			F	MPV Engine BKD	803002	Outer Joint		36	27	59.5	40	66	I				
	2004.04- 2009.05	AT	L	F	MPV Engine BKD	254013	Drive Shaft		36		59.5	40	479.5					
	2004.04- 2009.05	6AT		F	MPV Engine BKD	654004	Inner Joint			34		85						
	2004.04- 2009.05	MT	L	F	MPV Engine BKD	203295	Drive Shaft		36		59.5	40	491					
	2004.04- 2009.05	AT	R	F	MPV Engine BKD	254011	Drive Shaft		36		59.5	40	755					
2.0 TFSi (147 kW)	2005.11- 2009.05	MT		F	MPV Engine BWA	803002	Outer Joint		36	27	59.5	40	66	I				
	2005.11- 2009.05		L	F	MPV Engine BWA	203295	Drive Shaft		36		59.5	40	491					
SKODA																		
FABIA																		
1.2 (44 kW)	2007.05-	MT		F	Hatchback Engine BBM/CHFA	803027	Outer Joint		36	30	50.7	58.5	47.5	I				
	2007.05-	MT	L	F	Hatchback Engine BBM/CHFA	203063	Drive Shaft		36		50.7	58.5	501					
	2007.05-	MT	R	F	Hatchback Engine BBM/CHFA	261063	Drive Shaft		36		50.7	58.5	751					
1.2 (51 kW)	2007.05-	MT		F	Hatchback Engine BZG/CEVA/CGPA/CHTA	803027	Outer Joint		36	30	50.7	58.5	47.5	I				
	2007.05-	MT	L	F	Hatchback Engine BZG/CEVA/CGPA/CHTA	203063	Drive Shaft		36		50.7	58.5	501					
	2007.05-	MT	R	F	Hatchback Engine BZG/CEVA/CGPA/CHTA	261063	Drive Shaft		36		50.7	58.5	751					
1.2 TSi (63 kW)	2010.03-	MT		F	Hatchback Engine CBZA	653002	Inner Joint			33		34						
1.2 TSi (77 kW)	2010.03-	MT		F	Hatchback Engine CBZB	653002	Inner Joint			33		34						
1.4 (63 kW)	2007.05-	MT		F	Hatchback Engine BXW/CGGB	803027	Outer Joint		36	30	50.7	58.5	47.5	I				
	2007.05-	MT	L	F	Hatchback Engine BXW/CGGB	203063	Drive Shaft		36		50.7	58.5	501					
	2007.05-	MT	R	F	Hatchback Engine BXW/CGGB	261063	Drive Shaft		36		50.7	58.5	751					





	 YEAR	TRANSM	L/R	F/R	REMARKS	GSP Ref.	 PRODUCT	 ABS	Technical Specifications					
									A	B	C	H	L	P
SKODA FABIA														
1.4 TDi (51 kW)	2007.05-	MT		F	Hatchback Engine BNM	803024	Outer Joint		36	30	50.75	59	54.5	I
	2007.05-	MT	L	F	Hatchback Engine BNM	261078	Drive Shaft		36		50.7	58.5	501	
	2007.05-	MT	R	F	Hatchback Engine BNM	261223	Drive Shaft		36		52	59	757	
1.4 TDi (59 kW)	2007.05-	MT		F	Hatchback Engine BMS/BNV	803024	Outer Joint		36	30	50.75	59	54.5	I
	2007.05-		L	F	Hatchback Engine BMS/BNV	261098	Drive Shaft		36		50.5	59	472	
	2007.05-		R	F	Hatchback Engine BMS/BNV	261099	Drive Shaft		36		50.5	59	759	
1.6 (77 kW)	2007.05-	MT		F	Hatchback Engine BTS/CFNA	603011	Inner Joint			33		34		
	2007.05-	MT		F	Hatchback Engine BTS/CFNA	803024	Outer Joint		36	30	50.75	59	54.5	I
1.6 TDi (55 kW)	2010.04-	MT		F	Hatchback Engine CAYC	653002	Inner Joint			33		34		
1.6 TDi (66 kW)	2010.03-	MT		F	Hatchback Engine CAYB	653002	Inner Joint			33		34		
1.6 TDi (77 kW)	2010.03-	MT		F	Hatchback Engine CAYC	653002	Inner Joint			33		34		
1.9 TDi (77 kW)	2007.05-	MT		F	Hatchback Engine BLS/BSW	803024	Outer Joint		36	30	50.75	59	54.5	I
	2007.05-		L	F	Hatchback Engine BLS/BSW	261098	Drive Shaft		36		50.5	59	472	
FABIA (6Y2)														
1.0 (37 kW)	1999.12- 2002.08	MT		F	Hatchback Engine AQV/ARV	854002	Outer Joint		20	30	52	59.5	49.5	I
1.2 (40 kW)	2002.08- 2008.03	MT		F	Hatchback Engine AWY/BMD	854002	Outer Joint		20	30	52	59.5	49.5	I
	2002.08- 2008.03	MT		F	Hatchback Engine AWY/BMD	803027	Outer Joint		36	30	50.7	58.5	47.5	I
	2002.08- 2008.03	5MT	L	F	Hatchback Engine AWY/BMD	203063	Drive Shaft		36		50.7	58.5	501	
	2002.08- 2008.03	5MT	R	F	Hatchback Engine AWY/BMD	261063	Drive Shaft		36		50.7	58.5	751	
1.2 (47 kW)	2003.01- 2008.03	MT		F	Hatchback Engine AZQ/BME	854002	Outer Joint		20	30	52	59.5	49.5	I
	2003.01- 2008.03	MT		F	Hatchback Engine AZQ/BME	803027	Outer Joint		36	30	50.7	58.5	47.5	I
	2003.01- 2008.03	5MT	L	F	Hatchback Engine AZQ/BME	203063	Drive Shaft		36		50.7	58.5	501	
1.4 (44 kW)	2000.08- 2002.08	MT		F	Hatchback Engine AZE/AZF	854002	Outer Joint		20	30	52	59.5	49.5	I
	2000.08- 2002.08	MT		F	Hatchback Engine AZE/AZF	803027	Outer Joint		36	30	50.7	58.5	47.5	I
1.4 (50 kW)	1999.08- 2003.05	MT		F	Hatchback Engine AME/AQW/ATZ	854002	Outer Joint		20	30	52	59.5	49.5	I
	1999.08- 2003.05	MT		F	Hatchback Engine AME/AQW/ATZ	803027	Outer Joint		36	30	50.7	58.5	47.5	I
1.4 16V (55 kW)	1999.12- 2008.03	MT		F	Hatchback Engine AUA/BBY/BKY	803027	Outer Joint		36	30	50.7	58.5	47.5	I
	1999.12- 2008.03	5MT	L	F	Hatchback Engine AUA/BBY/BKY	203063	Drive Shaft		36		50.7	58.5	501	
	1999.12- 2008.03	5MT	R	F	Hatchback Engine AUA/BBY/BKY	261063	Drive Shaft		36		50.7	58.5	751	
	1999.12- 2008.03	AT		F	Hatchback Engine AUA/BBY/BKY	803024	Outer Joint		36	30	50.75	59	54.5	I
1.4 16V (74 kW)	1999.12- 2008.03	MT		F	Hatchback Engine AUB/BBZ	803027	Outer Joint		36	30	50.7	58.5	47.5	I
	1999.12- 2008.03	5MT	L	F	Hatchback Engine AUB/BBZ	203063	Drive Shaft		36		50.7	58.5	501	
	1999.12- 2008.03	5MT	R	F	Hatchback Engine AUB/BBZ	261063	Drive Shaft		36		50.7	58.5	751	
1.4 TDi (51 kW)	2005.10- 2008.03	MT		F	Hatchback Engine BNM	803024	Outer Joint		36	30	50.75	59	54.5	I
	2005.10- 2008.03	MT	L	F	Hatchback Engine BNM	261078	Drive Shaft		36		50.7	58.5	501	
	2005.10- 2008.03	MT	R	F	Hatchback Engine BNM	261223	Drive Shaft		36		52	59	757	
1.4 TDi (55 kW)	2003.04- 2008.03	MT		F	Hatchback Engine AMF	803024	Outer Joint		36	30	50.75	59	54.5	I
	2003.04- 2008.03	5MT	L	F	Hatchback Engine AMF	261098	Drive Shaft		36		50.5	59	472	
	2003.04- 2008.03	5MT	R	F	Hatchback Engine AMF	261099	Drive Shaft		36		50.5	59	759	
	2003.04- 2008.03	MT/AT		F	Hatchback Engine AMF	661006	Inner Joint			30		57.6		
1.4 TDi (59 kW)	2005.10- 2008.03	MT		F	Hatchback Engine BNV	803024	Outer Joint		36	30	50.75	59	54.5	I
	2005.10- 2008.03	5MT	L	F	Hatchback Engine BNV	261098	Drive Shaft		36		50.5	59	472	
	2005.10- 2008.03	5MT	R	F	Hatchback Engine BNV	261099	Drive Shaft		36		50.5	59	759	
1.9 SDi (47 kW)	1999.12- 2008.03	MT		F	Hatchback Engine ASY	854002	Outer Joint		20	30	52	59.5	49.5	I
	1999.12- 2008.03	MT		F	Hatchback Engine ASY	803027	Outer Joint		36	30	50.7	58.5	47.5	I
	1999.12- 2008.03	5MT	L	F	Hatchback Engine ASY	203063	Drive Shaft		36		50.7	58.5	501	
	1999.12- 2008.03	5MT	R	F	Hatchback Engine ASY	261063	Drive Shaft		36		50.7	58.5	751	
1.9 TDi (74 kW)	2000.01- 2008.03	MT		F	Hatchback Engine ATD/AXR	803024	Outer Joint		36	30	50.75	59	54.5	I
	2000.01- 2008.03	5MT	L	F	Hatchback Engine ATD/AXR	261098	Drive Shaft		36		50.5	59	472	
	2000.01- 2008.03	5MT	R	F	Hatchback Engine ATD/AXR	261099	Drive Shaft		36		50.5	59	759	
	2000.01- 2008.03	MT/AT		F	Hatchback Engine ATD/AXR	661006	Inner Joint			30		57.6		
1.9 TDi RS (96 kW)	2003.06- 2008.03	MT		F	Hatchback Engine ASZ/BLT	854002	Outer Joint		20	30	52	59.5	49.5	I
	2003.06- 2008.03			F	Hatchback Engine ASZ/BLT	853002	Outer Joint		36	27	50.75	75	65	I
	2003.06- 2008.03	MT	L	F	Hatchback Engine ASZ/BLT	261204	Drive Shaft		36		50.5	75	461	
2.0 (85 kW)	1999.12- 2008.03	MT		F	Hatchback Engine AZL	803024	Outer Joint		36	30	50.75	59	54.5	I
FABIA (6Y3)														
1.2 (40 kW)	2001.07- 2007.12	MT		F	Saloon Engine AWY/BMD	854002	Outer Joint		20	30	52	59.5	49.5	I
	2001.07- 2007.12	MT		F	Saloon Engine AWY/BMD	803027	Outer Joint		36	30	50.7	58.5	47.5	I
	2001.07- 2007.12	5MT	L	F	Saloon Engine AWY/BMD	203063	Drive Shaft		36		50.7	58.5	501	
	2001.07- 2007.12	5MT	R	F	Saloon Engine AWY/BMD	261063	Drive Shaft		36		50.7	58.5	751	





	 YEAR	TRANSM	L/R	F/R	REMARKS	GSP Ref.	 PRODUCT	 ABS	Technical Specifications						
									A	B	C	H	L	P	
SKODA FABIA (6Y3)															
1.2 (47 kW)	2003.01- 2007.12	MT		F	Saloon Engine AZQ/BME	854002	Outer Joint		20	30	52	59.5	49.5	I	
	2003.01- 2007.12	MT		F	Saloon Engine AZQ/BME	803027	Outer Joint		36	30	50.7	58.5	47.5	I	
	2003.01- 2007.12	5MT	L	F	Saloon Engine AZQ/BME	203063	Drive Shaft		36		50.7	58.5	501		
	2003.01- 2007.12	5MT	R	F	Saloon Engine AZQ/BME	261063	Drive Shaft		36		50.7	58.5	751		
1.4 (44 kW)	2000.04- 2002.08	MT		F	Saloon Engine AZE/AZF	854002	Outer Joint		20	30	52	59.5	49.5	I	
	2000.04- 2002.08	MT		F	Saloon Engine AZE/AZF	803027	Outer Joint		36	30	50.7	58.5	47.5	I	
1.4 (50 kW)	2001.07- 2003.05			F	Saloon Engine AME/AQW/ATZ	854002	Outer Joint		20	30	52	59.5	49.5	I	
	2001.07- 2003.05			F	Saloon Engine AME/AQW/ATZ	803027	Outer Joint		36	30	50.7	58.5	47.5	I	
1.4 16V (55 kW)	1999.10- 2007.12	MT		F	Saloon Engine AUA/BBY/BKY	803027	Outer Joint		36	30	50.7	58.5	47.5	I	
	1999.10- 2007.12	5MT	L	F	Saloon Engine AUA/BBY/BKY	203063	Drive Shaft		36		50.7	58.5	501		
	1999.10- 2007.12	5MT	R	F	Saloon Engine AUA/BBY/BKY	261063	Drive Shaft		36		50.7	58.5	751		
	1999.10- 2007.12	MT		F	Saloon Engine AUA/BBY/BKY	803024	Outer Joint		36	30	50.75	59	54.5	I	
1.4 16V (59 kW)	2006.04- 2007.12	MT		F	Saloon Engine BUD	803027	Outer Joint		36	30	50.7	58.5	47.5	I	
	2006.04- 2007.12		L	F	Saloon Engine BUD	203063	Drive Shaft		36		50.7	58.5	501		
	2006.04- 2007.12		R	F	Saloon Engine BUD	261063	Drive Shaft		36		50.7	58.5	751		
1.4 16V (74 kW)	1999.12- 2007.12	MT		F	Saloon Engine AUB/BBZ	803027	Outer Joint		36	30	50.7	58.5	47.5	I	
	1999.12- 2007.12	5MT	L	F	Saloon Engine AUB/BBZ	203063	Drive Shaft		36		50.7	58.5	501		
	1999.12- 2007.12	5MT	R	F	Saloon Engine AUB/BBZ	261063	Drive Shaft		36		50.7	58.5	751		
1.4 TDi (51 kW)	2005.10- 2007.12			F	Saloon Engine BNM	803024	Outer Joint		36	30	50.75	59	54.5	I	
	2005.10- 2007.12	MT	L	F	Saloon Engine BNM	261078	Drive Shaft		36		50.7	58.5	501		
	2005.10- 2007.12	MT	R	F	Saloon Engine BNM	261223	Drive Shaft		36		52	59	757		
1.4 TDi (55 kW)	2003.04- 2007.12	MT		F	Saloon Engine AMF	803024	Outer Joint		36	30	50.75	59	54.5	I	
	2003.04- 2007.12	5MT	L	F	Saloon Engine AMF	261098	Drive Shaft		36		50.5	59	472		
	2003.04- 2007.12	5MT	R	F	Saloon Engine AMF	261099	Drive Shaft		36		50.5	59	759		
	2003.04- 2007.12	MT/AT		F	Saloon Engine AMF	661006	Inner Joint			30		57.6			
1.4 TDi (59 kW)	2005.10- 2007.12	MT		F	Saloon Engine BNV	803024	Outer Joint		36	30	50.75	59	54.5	I	
	2005.10- 2007.12	5MT	L	F	Saloon Engine BNV	261098	Drive Shaft		36		50.5	59	472		
	2005.10- 2007.12	5MT	R	F	Saloon Engine BNV	261099	Drive Shaft		36		50.5	59	759		
1.9 SDi (47 kW)	1999.11- 2007.12	MT		F	Saloon Engine ASY	854002	Outer Joint		20	30	52	59.5	49.5	I	
	1999.11- 2007.12	MT		F	Saloon Engine ASY	803027	Outer Joint		36	30	50.7	58.5	47.5	I	
	1999.11- 2007.12	5MT	L	F	Saloon Engine ASY	203063	Drive Shaft		36		50.7	58.5	501		
	1999.11- 2007.12	5MT	R	F	Saloon Engine ASY	261063	Drive Shaft		36		50.7	58.5	751		
1.9 TDi (74 kW)	2000.01- 2007.12	MT		F	Saloon Engine ATD/AXR	803024	Outer Joint		36	30	50.75	59	54.5	I	
	2000.01- 2007.12	5MT	L	F	Saloon Engine ATD/AXR	261098	Drive Shaft		36		50.5	59	472		
	2000.01- 2007.12	5MT	R	F	Saloon Engine ATD/AXR	261099	Drive Shaft		36		50.5	59	759		
	2000.01- 2007.12	MT/AT		F	Saloon Engine ATD/AXR	661006	Inner Joint			30		57.6			
2.0 (85 kW)	1999.12- 2007.12	MT		F	Saloon Engine AZL	803024	Outer Joint		36	30	50.75	59	54.5	I	
FABIA (6Y5)															
1.2 (40 kW)	2001.07- 2007.12	MT		F	Estate Engine AWY/BMD	854002	Outer Joint		20	30	52	59.5	49.5	I	
	2001.07- 2007.12	MT		F	Estate Engine AWY/BMD	803027	Outer Joint		36	30	50.7	58.5	47.5	I	
	2001.07- 2007.12	5MT	L	F	Estate Engine AWY/BMD	203063	Drive Shaft		36		50.7	58.5	501		
	2001.07- 2007.12	5MT	R	F	Estate Engine AWY/BMD	261063	Drive Shaft		36		50.7	58.5	751		
1.2 (47 kW)	2003.01- 2007.12	MT		F	Estate Engine AZQ/BME	854002	Outer Joint		20	30	52	59.5	49.5	I	
	2003.01- 2007.12	MT		F	Estate Engine AZQ/BME	803027	Outer Joint		36	30	50.7	58.5	47.5	I	
	2003.01- 2007.12	5MT	L	F	Estate Engine AZQ/BME	203063	Drive Shaft		36		50.7	58.5	501		
	2003.01- 2007.12	5MT	R	F	Estate Engine AZQ/BME	261063	Drive Shaft		36		50.7	58.5	751		
1.4 (44 kW)	2000.04- 2003.03	MT		F	Estate Engine AZE/AZF	854002	Outer Joint		20	30	52	59.5	49.5	I	
	2000.04- 2003.03	MT		F	Estate Engine AZE/AZF	803027	Outer Joint		36	30	50.7	58.5	47.5	I	
1.4 (50 kW)	2000.04- 2003.05	MT		F	Estate Engine AME/AQW/ATZ	854002	Outer Joint		20	30	52	59.5	49.5	I	
	2000.04- 2003.05	MT		F	Estate Engine AME/AQW/ATZ	803027	Outer Joint		36	30	50.7	58.5	47.5	I	
1.4 16V (55 kW)	2000.05- 2007.12	5MT	L	F	Estate Engine AUA/BBY/BKY	203063	Drive Shaft		36		50.7	58.5	501		
	2000.05- 2007.12	MT		F	Estate Engine AUA/BBY/BKY	803027	Outer Joint		36	30	50.7	58.5	47.5	I	
	2000.05- 2007.12	5MT	R	F	Estate Engine AUA/BBY/BKY	261063	Drive Shaft		36		50.7	58.5	751		
	2000.05- 2007.12	AT		F	Estate Engine AUA/BBY/BKY	803024	Outer Joint		36	30	50.75	59	54.5	I	
1.4 16V (59 kW)	2006.04- 2007.12		L	F	Estate Engine BUD	203063	Drive Shaft		36		50.7	58.5	501		
	2006.04- 2007.12	MT		F	Estate Engine BUD	803027	Outer Joint		36	30	50.7	58.5	47.5	I	
	2006.04- 2007.12		R	F	Estate Engine BUD	261063	Drive Shaft		36		50.7	58.5	751		
1.4 16V (74 kW)	2000.04- 2007.12	5MT	L	F	Estate Engine AUB/BBZ	203063	Drive Shaft		36		50.7	58.5	501		
	2000.04- 2007.12	MT		F	Estate Engine AUB/BBZ	803027	Outer Joint		36	30	50.7	58.5	47.5	I	
	2000.04- 2007.12	5MT	R	F	Estate Engine AUB/BBZ	261063	Drive Shaft		36		50.7	58.5	751		
1.4 TDi (51 kW)	2005.10- 2007.12	MT	L	F	Estate Engine BNM	261078	Drive Shaft		36		50.7	58.5	501		
	2005.10- 2007.12	MT	R	F	Estate Engine BNM	261223	Drive Shaft		36		52	59	757		





	 YEAR	TRANSM	L/R	F/R	REMARKS	GSP Ref.	 PRODUCT	 ABS	Technical Specifications					
									A	B	C	H	L	P
SKODA														
FABIA (6Y5)														
1.4 TDi (51 kW)	2005.10- 2007.12	MT		F	Estate Engine BNM	803024	Outer Joint		36	30	50.75	59	54.5	I
1.4 TDi (55 kW)	2003.04- 2007.12	MT		F	Estate Engine AMF	803024	Outer Joint		36	30	50.75	59	54.5	I
	2003.04- 2007.12	5MT	L	F	Estate Engine AMF	261098	Drive Shaft		36		50.5	59	472	
	2003.04- 2007.12	5MT	R	F	Estate Engine AMF	261099	Drive Shaft		36		50.5	59	759	
	2003.04- 2007.12	MT/AT		F	Estate Engine AMF	661006	Inner Joint			30		57.6		
1.4 TDi (59 kW)	2005.10- 2007.12	MT		F	Estate Engine BNV	803024	Outer Joint		36	30	50.75	59	54.5	I
	2005.10- 2007.12	5MT	L	F	Estate Engine BNV	261098	Drive Shaft		36		50.5	59	472	
	2005.10- 2007.12	5MT	R	F	Estate Engine BNV	261099	Drive Shaft		36		50.5	59	759	
1.9 SDi (47 kW)	2000.04- 2007.12	MT		F	Estate Engine ASY	854002	Outer Joint		20	30	52	59.5	49.5	I
	2000.04- 2007.12	5MT	L	F	Estate Engine ASY	203063	Drive Shaft		36		50.7	58.5	501	
	2000.04- 2007.12	MT		F	Estate Engine ASY	803027	Outer Joint		36	30	50.7	58.5	47.5	I
	2000.04- 2007.12	5MT	R	F	Estate Engine ASY	261063	Drive Shaft		36		50.7	58.5	751	
1.9 TDi (74 kW)	2000.04- 2007.12	MT		F	Estate Engine ATD/AXR	803024	Outer Joint		36	30	50.75	59	54.5	I
	2000.04- 2007.12	5MT	L	F	Estate Engine ATD/AXR	261098	Drive Shaft		36		50.5	59	472	
	2000.04- 2007.12	5MT	R	F	Estate Engine ATD/AXR	261099	Drive Shaft		36		50.5	59	759	
	2000.04- 2007.12	MT/AT		F	Estate Engine ATD/AXR	661006	Inner Joint			30		57.6		
2.0 (85 kW)	2000.04- 2007.12	MT		F	Estate Engine AZL	803024	Outer Joint		36	30	50.75	59	54.5	I
FABIA COMBI														
1.2 (44 kW)	2007.10-	MT		F	Estate Engine BBM/CHFA	803027	Outer Joint		36	30	50.7	58.5	47.5	I
	2007.10-	MT	L	F	Estate Engine BBM/CHFA	203063	Drive Shaft		36		50.7	58.5	501	
	2007.10-	MT	R	F	Estate Engine BBM/CHFA	261063	Drive Shaft		36		50.7	58.5	751	
1.2 (51 kW)	2007.11-	MT		F	Estate Engine BZG/CEVA/CGPA/CHTA	803027	Outer Joint		36	30	50.7	58.5	47.5	I
	2007.11-	MT	L	F	Estate Engine BZG/CEVA/CGPA/CHTA	203063	Drive Shaft		36		50.7	58.5	501	
	2007.11-	MT	R	F	Estate Engine BZG/CEVA/CGPA/CHTA	261063	Drive Shaft		36		50.7	58.5	751	
1.2 TSi (63 kW)	2010.03-	MT		F	Estate Engine CBZA	653002	Inner Joint			33		34		
1.2 TSi (77 kW)	2010.03-	MT		F	Estate Engine CBZB	653002	Inner Joint			33		34		
1.4 (63 kW)	2007.11-	MT		F	Estate Engine BXW/CGGB	803027	Outer Joint		36	30	50.7	58.5	47.5	I
	2007.11-	MT	L	F	Estate Engine BXW/CGGB	203063	Drive Shaft		36		50.7	58.5	501	
	2007.11-	MT	R	F	Estate Engine BXW/CGGB	261063	Drive Shaft		36		50.7	58.5	751	
1.4 TDi (51 kW)	2007.11-	MT		F	Estate Engine BNM	803024	Outer Joint		36	30	50.75	59	54.5	I
	2007.11-	MT	L	F	Estate Engine BNM	261078	Drive Shaft		36		50.7	58.5	501	
	2007.11-	MT	R	F	Estate Engine BNM	261223	Drive Shaft		36		52	59	757	
1.4 TDi (59 kW)	2007.11-	MT		F	Estate Engine BMS/BNV	803024	Outer Joint		36	30	50.75	59	54.5	I
	2007.11-		L	F	Estate Engine BMS/BNV	261098	Drive Shaft		36		50.5	59	472	
	2007.11-		R	F	Estate Engine BMS/BNV	261099	Drive Shaft		36		50.5	59	759	
1.6 (77 kW)	2007.11-	MT		F	Estate Engine BTS/CFNA	603011	Inner Joint			33		34		
	2007.11-	MT		F	Estate Engine BTS/CFNA	803024	Outer Joint		36	30	50.75	59	54.5	I
1.6 TDi (55 kW)	2010.04-	MT		F	Estate Engine CAYA	653002	Inner Joint			33		34		
1.6 TDi (66 kW)	2010.03-	MT		F	Estate Engine CAYB	653002	Inner Joint			33		34		
1.6 TDi (77 kW)	2010.03-	MT		F	Estate Engine CAYC	653002	Inner Joint			33		34		
1.9 TDi (77 kW)	2007.11-	MT		F	Estate Engine BLS/BSW	803024	Outer Joint		36	30	50.75	59	54.5	I
	2007.11-		L	F	Estate Engine BLS/BSW	261098	Drive Shaft		36		50.5	59	472	
FABIA PRAKTIK														
1.2 (40 kW)	2001.07- 2007.12	MT		F	Box Engine AWY/BMD	854002	Outer Joint		20	30	52	59.5	49.5	I
	2001.07- 2007.12	5MT	L	F	Box Engine AWY/BMD	203063	Drive Shaft		36		50.7	58.5	501	
	2001.07- 2007.12	MT		F	Box Engine AWY/BMD	803027	Outer Joint		36	30	50.7	58.5	47.5	I
	2001.07- 2007.12	5MT	R	F	Box Engine AWY/BMD	261063	Drive Shaft		36		50.7	58.5	751	
1.2 (47 kW)	2003.01- 2007.12	MT		F	Box Engine AZQ/BME	854002	Outer Joint		20	30	52	59.5	49.5	I
	2003.01- 2007.12	5MT	L	F	Box Engine AZQ/BME	203063	Drive Shaft		36		50.7	58.5	501	
	2003.01- 2007.12	MT		F	Box Engine AZQ/BME	803027	Outer Joint		36	30	50.7	58.5	47.5	I
	2003.01- 2007.12	5MT	R	F	Box Engine AZQ/BME	261063	Drive Shaft		36		50.7	58.5	751	
1.4 (50 kW)	2001.07- 2003.05	MT		F	Box Engine AME/AQW/ATZ	854002	Outer Joint		20	30	52	59.5	49.5	I
	2001.07- 2003.05	MT		F	Box Engine AME/AQW/ATZ	803027	Outer Joint		36	30	50.7	58.5	47.5	I
1.4 TDi (51 kW)	2005.10- 2007.12	MT	L	F	Box Engine BNM	261078	Drive Shaft		36		50.7	58.5	501	
	2005.10- 2007.12	MT	R	F	Box Engine BNM	261223	Drive Shaft		36		52	59	757	
	2005.10- 2007.12	MT		F	Box Engine BNM	803024	Outer Joint		36	30	50.75	59	54.5	I
1.9 SDi (47 kW)	2001.07- 2007.12	MT		F	Box Engine ASY	854002	Outer Joint		20	30	52	59.5	49.5	I
	2001.07- 2007.12	5MT	L	F	Box Engine ASY	203063	Drive Shaft		36		50.7	58.5	501	
	2001.07- 2007.12	MT		F	Box Engine ASY	803027	Outer Joint		36	30	50.7	58.5	47.5	I
	2001.07- 2007.12	5MT	R	F	Box Engine ASY	261063	Drive Shaft		36		50.7	58.5	751	





	 YEAR	TRANSM	L/R	F/R	REMARKS	GSP Ref.	 PRODUCT	 ABS	Technical Specifications							
									A	B	C	H	L	P		
SKODA FAVORIT (781)																
1.3 (50 kW)	1994.01- 1994.09	MT	L	F	Hatchback Engine 136B	254001	Drive Shaft		22	22	45	82	599			
	1994.01- 1994.09	MT		F	Hatchback Engine 136B	854001	Outer Joint		22	22	45	82	53.5	I		
	1994.01- 1994.09	MT		F	Hatchback Engine 136B	654003	Inner Joint		22	30	40	60.2	94.5			
	1994.01- 1994.09	MT	R	F	Hatchback Engine 136B	254002	Drive Shaft		22	22	45	82	861			
1.3 135 (42 kW)	1991.12- 1994.09	MT	L	F	Hatchback Engine 781.135	254001	Drive Shaft		22	22	45	82	599			
	1991.12- 1994.09	MT		F	Hatchback Engine 781.135	854001	Outer Joint		22	22	45	82	53.5	I		
	1991.12- 1994.09	MT		F	Hatchback Engine 781.135	654002	Inner Joint		22	22	40	60.2	94.5			
	1991.12- 1994.09	MT		F	Hatchback Engine 781.135	654003	Inner Joint		22	30	40	60.2	94.5			
	1991.12- 1994.09	MT	R	F	Hatchback Engine 781.135	254002	Drive Shaft		22	22	45	82	861			
1.3 135 (43 kW)	1991.12- 1994.09	MT	L	F	Hatchback Engine 781.135	254001	Drive Shaft		22	22	45	82	599			
	1991.12- 1994.09	MT		F	Hatchback Engine 781.135	854001	Outer Joint		22	22	45	82	53.5	I		
	1991.12- 1994.09	MT		F	Hatchback Engine 781.135	654002	Inner Joint		22	22	40	60.2	94.5			
	1991.12- 1994.09	MT		F	Hatchback Engine 781.135	654003	Inner Joint		22	30	40	60.2	94.5			
	1991.12- 1994.09	MT	R	F	Hatchback Engine 781.135	254002	Drive Shaft		22	22	45	82	861			
1.3 135 (44 kW)	1990.10- 1994.09	MT	L	F	Hatchback Engine 781.135	254001	Drive Shaft		22	22	45	82	599			
	1990.10- 1994.09	MT		F	Hatchback Engine 781.135	854001	Outer Joint		22	22	45	82	53.5	I		
	1990.10- 1994.09	MT		F	Hatchback Engine 781.135	654002	Inner Joint		22	22	40	60.2	94.5			
	1990.10- 1994.09	MT		F	Hatchback Engine 781.135	654003	Inner Joint		22	30	40	60.2	94.5			
	1990.10- 1994.09	MT	R	F	Hatchback Engine 781.135	254002	Drive Shaft		22	22	45	82	861			
1.3 135 X,LX,GLX (40 kW)	1990.01- 1994.09	MT	L	F	Hatchback Engine 781.135E	254001	Drive Shaft		22	22	45	82	599			
	1990.01- 1994.09	MT		F	Hatchback Engine 781.135E	854001	Outer Joint		22	22	45	82	53.5	I		
	1990.01- 1994.09	MT		F	Hatchback Engine 781.135E	654002	Inner Joint		22	22	40	60.2	94.5			
	1990.01- 1994.09	MT		F	Hatchback Engine 781.135E	654003	Inner Joint		22	30	40	60.2	94.5			
	1990.01- 1994.09	MT	R	F	Hatchback Engine 781.135E	254002	Drive Shaft		22	22	45	82	861			
1.3 135L (43 kW)	1989.05- 1994.09	MT	L	F	Hatchback Engine 781.135	254001	Drive Shaft		22	22	45	82	599			
	1989.05- 1994.09	MT		F	Hatchback Engine 781.135	854001	Outer Joint		22	22	45	82	53.5	I		
	1989.05- 1994.09	MT		F	Hatchback Engine 781.135	654002	Inner Joint		22	22	40	60.2	94.5			
	1989.05- 1994.09	MT		F	Hatchback Engine 781.135	654003	Inner Joint		22	30	40	60.2	94.5			
	1989.05- 1994.09	MT	R	F	Hatchback Engine 781.135	254002	Drive Shaft		22	22	45	82	861			
1.3 136 (45 kW)	1990.10- 1994.09	MT	L	F	Hatchback Engine 136L	254001	Drive Shaft		22	22	45	82	599			
	1990.10- 1994.09	MT		F	Hatchback Engine 136L	854001	Outer Joint		22	22	45	82	53.5	I		
	1990.10- 1994.09	MT		F	Hatchback Engine 136L	654002	Inner Joint		22	22	40	60.2	94.5			
	1990.10- 1994.09	MT		F	Hatchback Engine 136L	654003	Inner Joint		22	30	40	60.2	94.5			
	1990.10- 1994.09	MT	R	F	Hatchback Engine 136L	254002	Drive Shaft		22	22	45	82	861			
FAVORIT (787)																
1.3 (40 kW)	1992.12- 1997.06	MT	L	F	Pickup Engine 135B	254001	Drive Shaft		22	22	45	82	599			
	1992.12- 1997.06	MT		F	Pickup Engine 135B	854001	Outer Joint		22	22	45	82	53.5	I		
	1992.12- 1997.06	MT		F	Pickup Engine 135B	654002	Inner Joint		22	22	40	60.2	94.5			
	1992.12- 1997.06	MT		F	Pickup Engine 135B	654003	Inner Joint		22	30	40	60.2	94.5			
	1992.12- 1997.06	MT	R	F	Pickup Engine 135B	254002	Drive Shaft		22	22	45	82	861			
1.3 (42 kW)	1992.12- 1997.06	MT	L	F	Pickup Engine 781.135	254001	Drive Shaft		22	22	45	82	599			
	1992.12- 1997.06	MT		F	Pickup Engine 781.135	854001	Outer Joint		22	22	45	82	53.5	I		
	1992.12- 1997.06	MT		F	Pickup Engine 781.135	654002	Inner Joint		22	22	40	60.2	94.5			
	1992.12- 1997.06	MT		F	Pickup Engine 781.135	654003	Inner Joint		22	30	40	60.2	94.5			
	1992.12- 1997.06	MT	R	F	Pickup Engine 781.135	254002	Drive Shaft		22	22	45	82	861			
1.3 (50 kW)	1992.12- 1997.06	MT	L	F	Pickup Engine 136B	254001	Drive Shaft		22	22	45	82	599			
	1992.12- 1997.06	MT		F	Pickup Engine 136B	854001	Outer Joint		22	22	45	82	53.5	I		
	1992.12- 1997.06	MT		F	Pickup Engine 136B	654002	Inner Joint		22	22	40	60.2	94.5			
	1992.12- 1997.06	MT		F	Pickup Engine 136B	654003	Inner Joint		22	30	40	60.2	94.5			
	1992.12- 1997.06	MT	R	F	Pickup Engine 136B	254002	Drive Shaft		22	22	45	82	861			
FAVORIT FORMAN (785)																
1.3 (40 kW)	1991.09- 1995.06	MT	L	F	Estate Engine 781.135E	254001	Drive Shaft		22	22	45	82	599			
	1991.09- 1995.06	MT		F	Estate Engine 781.135E	854001	Outer Joint		22	22	45	82	53.5	I		
	1991.09- 1995.06	MT		F	Estate Engine 781.135E	654002	Inner Joint		22	22	40	60.2	94.5			
	1991.09- 1995.06	MT		F	Estate Engine 781.135E	654003	Inner Joint		22	30	40	60.2	94.5			
	1991.09- 1995.06	MT	R	F	Estate Engine 781.135E	254002	Drive Shaft		22	22	45	82	861			
1.3 (44 kW)	1991.12- 1995.06	MT	L	F	Estate Engine 781.135	254001	Drive Shaft		22	22	45	82	599			
	1991.12- 1995.06	MT		F	Estate Engine 781.135	854001	Outer Joint		22	22	45	82	53.5	I		
	1991.12- 1995.06	MT		F	Estate Engine 781.135	654002	Inner Joint		22	22	40	60.2	94.5			
	1991.12- 1995.06	MT		F	Estate Engine 781.135	654003	Inner Joint		22	30	40	60.2	94.5			
	1991.12- 1995.06	MT	R	F	Estate Engine 781.135	254002	Drive Shaft		22	22	45	82	861			





	 YEAR	TRANSM	L/R	F/R	REMARKS	GSP Ref.	 PRODUCT	 ABS	Technical Specifications							
									A	B	C	H	L	P		
SKODA FAVORIT FORMAN (785)																
1.3 (45 kW)	1991.08- 1995.06	MT	L	F	Estate Engine OHC	254001	Drive Shaft		22	22	45	82	599			
	1991.08- 1995.06	MT		F	Estate Engine OHC	854001	Outer Joint		22	22	45	82	53.5	I		
	1991.08- 1995.06	MT		F	Estate Engine OHC	654002	Inner Joint		22	22	40	60.2	94.5			
	1991.08- 1995.06	MT		F	Estate Engine OHC	654003	Inner Joint		22	30	40	60.2	94.5			
1.3 (50 kW)	1991.08- 1995.06	MT	R	F	Estate Engine OHC	254002	Drive Shaft		22	22	45	82	861			
	1994.01- 1995.06	MT	L	F	Estate Engine 136B	254001	Drive Shaft		22	22	45	82	599			
	1994.01- 1995.06	MT		F	Estate Engine 136B	854001	Outer Joint		22	22	45	82	53.5	I		
	1994.01- 1995.06	MT		F	Estate Engine 136B	654003	Inner Joint		22	30	40	60.2	94.5			
1994.01- 1995.06	MT	R	F	Estate Engine 136B	254002	Drive Shaft		22	22	45	82	861				
FELICIA (6U1)																
1.3 (40 kW)	1994.10- 1998.03	MT	L	F	Hatchback Engine 135B/AMG	254001	Drive Shaft		22	22	45	82	599			
	1994.10- 1998.03	MT		F	Hatchback Engine 135B/AMG	854001	Outer Joint		22	22	45	82	53.5	I		
	1994.10- 1998.03	MT		F	Hatchback Engine 135B/AMG	654003	Inner Joint		22	30	40	60.2	94.5			
	1994.10- 1998.03	MT	R	F	Hatchback Engine 135B/AMG	254002	Drive Shaft		22	22	45	82	861			
1.3 (43 kW)	1994.10- 1998.03	MT	L	F	Hatchback Engine 135L/AMJ	254001	Drive Shaft		22	22	45	82	599			
	1994.10- 1998.03	MT		F	Hatchback Engine 135L/AMJ	854001	Outer Joint		22	22	45	82	53.5	I		
	1994.10- 1998.03	MT		F	Hatchback Engine 135L/AMJ	654003	Inner Joint		22	30	40	60.2	94.5			
	1994.10- 1998.03	MT	R	F	Hatchback Engine 135L/AMJ	254002	Drive Shaft		22	22	45	82	861			
1.3 (50 kW)	1994.10- 1998.03	MT	L	F	Hatchback Engine 136B/AMH	254001	Drive Shaft		22	22	45	82	599			
	1994.10- 1998.03	MT		F	Hatchback Engine 136B/AMH	854001	Outer Joint		22	22	45	82	53.5	I		
	1994.10- 1998.03	MT		F	Hatchback Engine 136B/AMH	654003	Inner Joint		22	30	40	60.2	94.5			
	1994.10- 1998.03	MT	R	F	Hatchback Engine 136B/AMH	254002	Drive Shaft		22	22	45	82	861			
1.6 LX (55 kW)	1995.08- 1998.03	MT	R	F	Hatchback Engine AEE/EA111	254002	Drive Shaft		22	22	45	82	861			
	1995.08- 1998.03	MT	L	F	Hatchback Engine AEE/EA111	254001	Drive Shaft		22	22	45	82	599			
	1995.08- 1998.03	MT		F	Hatchback Engine AEE/EA111	854001	Outer Joint		22	22	45	82	53.5	I		
	1995.08- 1998.03	MT		F	Hatchback Engine AEE/EA111	654003	Inner Joint		22	30	40	60.2	94.5			
1.9 D (47 kW)	1995.10- 1998.03	MT	R	F	Hatchback Engine AEF	254002	Drive Shaft		22	22	45	82	861			
	1995.10- 1998.03	MT	L	F	Hatchback Engine AEF	254001	Drive Shaft		22	22	45	82	599			
	1995.10- 1998.03	MT		F	Hatchback Engine AEF	854001	Outer Joint		22	22	45	82	53.5	I		
	1995.10- 1998.03	MT		F	Hatchback Engine AEF	654003	Inner Joint		22	30	40	60.2	94.5			
FELICIA (6U5)																
1.3 (43 kW)	1995.08- 1998.03	MT	R	F	Estate Engine 135L/AMJ	254002	Drive Shaft		22	22	45	82	861			
	1995.08- 1998.03	MT	L	F	Estate Engine 135L/AMJ	254001	Drive Shaft		22	22	45	82	599			
	1995.08- 1998.03	MT		F	Estate Engine 135L/AMJ	854001	Outer Joint		22	22	45	82	53.5	I		
	1995.08- 1998.03	MT		F	Estate Engine 135L/AMJ	654003	Inner Joint		22	30	40	60.2	94.5			
1.3 LX (40 kW)	1995.08- 1998.03	MT	R	F	Estate Engine 135B/AMG	254002	Drive Shaft		22	22	45	82	861			
	1995.08- 1998.03	MT	L	F	Estate Engine 135B/AMG	254001	Drive Shaft		22	22	45	82	599			
	1995.08- 1998.03	MT		F	Estate Engine 135B/AMG	854001	Outer Joint		22	22	45	82	53.5	I		
	1995.08- 1998.03	MT		F	Estate Engine 135B/AMG	654003	Inner Joint		22	30	40	60.2	94.5			
1.3 LXI (50 kW)	1995.08- 1998.03	MT	R	F	Estate Engine 136B/AMH	254002	Drive Shaft		22	22	45	82	861			
	1995.08- 1998.03	MT	L	F	Estate Engine 136B/AMH	254001	Drive Shaft		22	22	45	82	599			
	1995.08- 1998.03	MT		F	Estate Engine 136B/AMH	854001	Outer Joint		22	22	45	82	53.5	I		
	1995.08- 1998.03	MT		F	Estate Engine 136B/AMH	654003	Inner Joint		22	30	40	60.2	94.5			
1.6 GLX (55 kW)	1995.08- 1998.03	MT	R	F	Estate Engine AEE	254002	Drive Shaft		22	22	45	82	861			
	1995.08- 1998.03	MT	L	F	Estate Engine AEE	254001	Drive Shaft		22	22	45	82	599			
	1995.08- 1998.03	MT		F	Estate Engine AEE	854001	Outer Joint		22	22	45	82	53.5	I		
	1995.08- 1998.03	MT		F	Estate Engine AEE	654003	Inner Joint		22	30	40	60.2	94.5			
1.9 D (47 kW)	1995.10- 1998.03	MT	R	F	Estate Engine AEF	254002	Drive Shaft		22	22	45	82	861			
	1995.10- 1998.03	MT	L	F	Estate Engine AEF	254001	Drive Shaft		22	22	45	82	599			
	1995.10- 1998.03	MT		F	Estate Engine AEF	854001	Outer Joint		22	22	45	82	53.5	I		
	1995.10- 1998.03	MT		F	Estate Engine AEF	654003	Inner Joint		22	30	40	60.2	94.5			
FELICIA I FUN (797)																
1.3 (40 kW)	1997.06- 2002.04	MT	R	F	Pickup Engine 135B/135M/AMG	254002	Drive Shaft		22	22	45	82	861			
	1997.06- 2002.04	MT	L	F	Pickup Engine 135B/135M/AMG	254001	Drive Shaft		22	22	45	82	599			
	1997.06- 2002.04	MT		F	Pickup Engine 135B/135M/AMG	854001	Outer Joint		22	22	45	82	53.5	I		
	1997.06- 2002.04	MT		F	Pickup Engine 135B/135M/AMG	654003	Inner Joint		22	30	40	60.2	94.5			
1.3 (50 kW)	1997.06- 2002.04	MT	R	F	Pickup Engine 136B/136M/AMH	254002	Drive Shaft		22	22	45	82	861			
	1997.06- 2002.04	MT	L	F	Pickup Engine 136B/136M/AMH	254001	Drive Shaft		22	22	45	82	599			
	1997.06- 2002.04	MT		F	Pickup Engine 136B/136M/AMH	854001	Outer Joint		22	22	45	82	53.5	I		
	1997.06- 2002.04	MT		F	Pickup Engine 136B/136M/AMH	654003	Inner Joint		22	30	40	60.2	94.5			
1.6 (55 kW)	1997.06- 2002.04	MT	R	F	Pickup Engine AEE	254002	Drive Shaft		22	22	45	82	861			
	1997.06- 2002.04	MT	L	F	Pickup Engine AEE	254001	Drive Shaft		22	22	45	82	599			





	 YEAR	TRANSM	L/R	F/R	REMARKS	GSP Ref.	 PRODUCT	 ABS	Technical Specifications							
									A	B	C	H	L	P		
SKODA FELICIA I FUN (797)																
1.6 (55 kW)	1997.06- 2002.04	MT		F	Pickup Engine AEE	854001	Outer Joint		22	22	45	82	53.5	I		
	1997.06- 2002.04	MT		F	Pickup Engine AEE	654003	Inner Joint		22	30	40	60.2	94.5			
1.9 D (47 kW)	1997.06- 2002.04	MT	R	F	Pickup Engine AEF	254002	Drive Shaft		22	22	45	82	861			
	1997.06- 2002.04	MT	L	F	Pickup Engine AEF	254001	Drive Shaft		22	22	45	82	599			
	1997.06- 2002.04	MT		F	Pickup Engine AEF	854001	Outer Joint		22	22	45	82	53.5	I		
	1997.06- 2002.04	MT		F	Pickup Engine AEF	654003	Inner Joint		22	30	40	60.2	94.5			
FELICIA II (6U1)																
1.3 (40 kW)	1998.01- 2001.06	MT	R	F	Hatchback Engine AMG	254002	Drive Shaft		22	22	45	82	861			
	1998.01- 2001.06	MT	L	F	Hatchback Engine AMG	254001	Drive Shaft		22	22	45	82	599			
	1998.01- 2001.06	MT		F	Hatchback Engine AMG	854001	Outer Joint		22	22	45	82	53.5	I		
	1998.01- 2001.06	MT		F	Hatchback Engine AMG	654003	Inner Joint		22	30	40	60.2	94.5			
1.3 (43 kW)	1998.01- 2001.06	MT	R	F	Hatchback Engine AMJ	254002	Drive Shaft		22	22	45	82	861			
	1998.01- 2001.06	MT	L	F	Hatchback Engine AMJ	254001	Drive Shaft		22	22	45	82	599			
	1998.01- 2001.06	MT		F	Hatchback Engine AMJ	854001	Outer Joint		22	22	45	82	53.5	I		
	1998.01- 2001.06	MT		F	Hatchback Engine AMJ	654003	Inner Joint		22	30	40	60.2	94.5			
1.3 (50 kW)	1998.01- 2001.06	MT	R	F	Hatchback Engine AMH	254002	Drive Shaft		22	22	45	82	861			
	1998.01- 2001.06	MT	L	F	Hatchback Engine AMH	254001	Drive Shaft		22	22	45	82	599			
	1998.01- 2001.06	MT		F	Hatchback Engine AMH	854001	Outer Joint		22	22	45	82	53.5	I		
	1998.01- 2001.06	MT		F	Hatchback Engine AMH	654003	Inner Joint		22	30	40	60.2	94.5			
1.6 (55 kW)	1998.01- 2001.06	MT	R	F	Hatchback Engine AEE	254002	Drive Shaft		22	22	45	82	861			
	1998.01- 2001.06	MT	R	F	Estate Engine AEE	254002	Drive Shaft		22	22	45	82	861			
	1998.01- 2001.06	MT	L	F	Hatchback Engine AEE	254001	Drive Shaft		22	22	45	82	599			
	1998.01- 2001.06	MT	L	F	Estate Engine AEE	254001	Drive Shaft		22	22	45	82	599			
	1998.01- 2001.06	MT		F	Hatchback Engine AEE	854001	Outer Joint		22	22	45	82	53.5	I		
	1998.01- 2001.06	MT		F	Estate Engine AEE	854001	Outer Joint		22	22	45	82	53.5	I		
	1998.01- 2001.06	MT		F	Hatchback Engine AEE	654003	Inner Joint		22	30	40	60.2	94.5			
	1998.01- 2001.06	MT		F	Estate Engine AEE	654003	Inner Joint		22	30	40	60.2	94.5			
1.9 D (47 kW)	1998.01- 2001.06	MT	R	F	Hatchback Engine AEF	254002	Drive Shaft		22	22	45	82	861			
	1998.01- 2001.06	MT	L	F	Hatchback Engine AEF	254001	Drive Shaft		22	22	45	82	599			
	1998.01- 2001.06	MT		F	Hatchback Engine AEF	854001	Outer Joint		22	22	45	82	53.5	I		
	1998.01- 2001.06	MT		F	Hatchback Engine AEF	654003	Inner Joint		22	30	40	60.2	94.5			
FELICIA II (6U5)																
1.3 (50 kW)	1998.01- 2001.06	MT	R	F	Estate Engine AMH	254002	Drive Shaft		22	22	45	82	861			
	1998.01- 2001.06	MT	L	F	Estate Engine AMH	254001	Drive Shaft		22	22	45	82	599			
	1998.01- 2001.06	MT		F	Estate Engine AMH	854001	Outer Joint		22	22	45	82	53.5	I		
	1998.01- 2001.06	MT		F	Estate Engine AMH	654003	Inner Joint		22	30	40	60.2	94.5			
1.9 D (47 kW)	1998.01- 2001.06	MT	R	F	Estate Engine AEF	254002	Drive Shaft		22	22	45	82	861			
	1998.01- 2001.06	MT	L	F	Estate Engine AEF	254001	Drive Shaft		22	22	45	82	599			
	1998.01- 2001.06	MT		F	Estate Engine AEF	854001	Outer Joint		22	22	45	82	53.5	I		
OCTAVIA																
1.9 SDi	1999.03-	MT	L	F		254003	Drive Shaft		36		53.2	77.5	555			
OCTAVIA (1U2)																
1.4 (44 kW)	1999.04- 2001.03	MT		F	Hatchback Engine AMD	803033	Outer Joint		36	30	53	78.5	51	I		
1.4 16V (55 kW)	2000.09- 2010.12	MT	L	F	Hatchback Engine AXP/BCA	261045	Drive Shaft		36		53	78.5	555			
	2000.09- 2010.12	MT	R	F	Hatchback Engine AXP/BCA	203046	Drive Shaft		36		53	78.5	822			
	2000.09- 2010.12	MT		F	Hatchback Engine AXP/BCA	803033	Outer Joint		36	30	53	78.5	51	I		
	2000.09- 2010.12	5MT		F	Hatchback Engine AXP/BCA	603008	Inner Joint			33		32				
	1996.09- 2004.09	MT	L	F	Hatchback Engine AEE	261045	Drive Shaft		36		53	78.5	555			
1.6 (55 kW)	1996.09- 2004.09	MT	R	F	Hatchback Engine AEE	203046	Drive Shaft		36		53	78.5	822			
	1996.09- 2004.09	MT		F	Hatchback Engine AEE	803033	Outer Joint		36	30	53	78.5	51	I		
	1996.09- 2004.09	MT		F	Hatchback Engine AEE	603004	Inner Joint			33		32				
	1996.09- 2004.09	5MT		F	Hatchback Engine AEE	603008	Inner Joint			33		32				
	1996.09- 2004.09	AT		F	Hatchback Engine AEE	803036	Outer Joint		36	30	53.2	77.5	61	I		
	1996.09- 2004.09	MT		F	Hatchback Engine AEE	803033	Outer Joint		36	30	53	78.5	51	I		
1.6 (74 kW)	1997.02- 2007.12	MT	L	F	Hatchback Engine AEH/AKL	261045	Drive Shaft		36		53	78.5	555			
	1997.02- 2007.12	MT		F	Hatchback Engine AEH/AKL	803033	Outer Joint		36	30	53	78.5	51	I		
	1997.02- 2007.12	MT	R	F	Hatchback Engine AEH/AKL	203046	Drive Shaft		36		53	78.5	822			
	1997.02- 2007.12	MT		F	Hatchback Engine AEH/AKL	603004	Inner Joint			33		32				
	1997.02- 2007.12	MT/AT		F	Hatchback Engine AEH/AKL	603008	Inner Joint			33		32				
	1997.02- 2007.12	AT		F	Hatchback Engine AEH/AKL	803036	Outer Joint		36	30	53.2	77.5	61	I		
1.6 (75 kW)	2000.11- 2010.12	MT	L	F	Hatchback Engine AVU/BFQ	261045	Drive Shaft		36		53	78.5	555			
	2000.11- 2010.12	MT		F	Hatchback Engine AVU/BFQ	803033	Outer Joint		36	30	53	78.5	51	I		
	2000.11- 2010.12	MT	R	F	Hatchback Engine AVU/BFQ	203046	Drive Shaft		36		53	78.5	822			





	 YEAR	TRANSM	L/R	F/R	REMARKS	GSP Ref.	 PRODUCT	 ABS	Technical Specifications							
									A	B	C	H	L	P		
SKODA OCTAVIA (1U2)																
1.6 (75 kW)	2000.11- 2010.12			F	Hatchback Engine AVU/BFQ	603008	Inner Joint			33		32				
	2000.11- 2010.12			F	Hatchback Engine AVU/BFQ	803036	Outer Joint	36	30	53.2	77.5	61	I			
1.8 (92 kW)	1996.09- 2000.07	MT		F	Hatchback Engine AGN	603009	Inner Joint			33		34				
	1996.09- 2000.07	MT		F	Hatchback Engine AGN	803036	Outer Joint	36	30	53.2	77.5	61	I			
1.8 T (110 kW)	1997.08- 2010.12	MT		F	Hatchback Engine AGU/ARX/ARZ/AUM	603011	Inner Joint			33		34				
	1997.08- 2010.12	MT/AT		F	Hatchback Engine AGU/ARX/ARZ/AUM	661006	Inner Joint			30		57.6				
	1997.08- 2010.12	MT		F	Hatchback Engine AGU/ARX/ARZ/AUM	803036	Outer Joint	36	30	53.2	77.5	61	I			
1.8 T 4x4 (110 kW)	2001.05- 2006.05	MT		R	All-wheel Drive Hatchback Engine ARX	603003	Inner Joint			33		32				
	2001.05- 2006.05	MT			All-wheel Drive Hatchback Engine ARX	653002	Inner Joint			33		34				
	2001.05- 2006.05	MT		F	All-wheel Drive Hatchback Engine ARX	603011	Inner Joint			33		34				
	2001.05- 2006.05	MT			All-wheel Drive Hatchback Engine ARX	803036	Outer Joint	36	30	53.2	77.5	61	I			
1.9 SDi (50 kW)	1997.06- 2003.12	MT	R	F	Hatchback Engine AGP/AQM	203046	Drive Shaft	36		53	78.5	822				
	1997.06- 2003.12	MT	L	F	Hatchback Engine AGP/AQM	261045	Drive Shaft	36		53	78.5	555				
	1997.06- 2003.12	MT		F	Hatchback Engine AGP/AQM	803033	Outer Joint	36	30	53	78.5	51	I			
	1997.06- 2003.12	MT		F	Hatchback Engine AGP/AQM	603004	Inner Joint			33		32				
	1997.06- 2003.12			F	Hatchback Engine AGP/AQM	603008	Inner Joint			33		32				
1.9 TDi (66 kW)	1996.09- 2010.03	MT	L	F	Hatchback Engine AGR/ALH	203006	Drive Shaft	36		53.2	77.5	557				
	1996.09- 2010.03	MT		F	Hatchback Engine AGR/ALH	603009	Inner Joint			33		34				
	1996.09- 2010.03	MT	R	F	Hatchback Engine AGR/ALH	203004	Drive Shaft	36		53.2	77.5	822				
	1996.09- 2010.03	MT		F	Hatchback Engine AGR/ALH	803036	Outer Joint	36	30	53.2	77.5	61	I			
1.9 TDi (74 kW)	2005.10- 2010.12	MT		F	Hatchback Engine AXR	653002	Inner Joint			33		34				
	2005.10- 2010.12			F	Hatchback Engine AXR	603011	Inner Joint			33		34				
	2005.10- 2010.12		L	F	Hatchback Engine AXR	203006	Drive Shaft	36		53.2	77.5	557				
	2005.10- 2010.12		R	F	Hatchback Engine AXR	203004	Drive Shaft	36		53.2	77.5	822				
1.9 TDi (81 kW)	1997.08- 2006.01	MT	L	F	Hatchback Engine AHF/ASV	203006	Drive Shaft	36		53.2	77.5	557				
	1997.08- 2006.01	MT		F	Hatchback Engine AHF/ASV	603009	Inner Joint			33		34				
	1997.08- 2006.01	MT	R	F	Hatchback Engine AHF/ASV	203004	Drive Shaft	36		53.2	77.5	822				
	1997.08- 2006.01	MT		F	Hatchback Engine AHF/ASV	803036	Outer Joint	36	30	53.2	77.5	61	I			
1.9 TDi (96 kW)	2003.05- 2004.05		L	F	Hatchback Engine ASZ	261123	Drive Shaft	36		53	77.5	520				
	2003.05- 2004.05	MT	R	F	Hatchback Engine ASZ	261121	Drive Shaft	36		53	77.5	806				
	2003.05- 2004.05	MT		F	Hatchback Engine ASZ	803035	Outer Joint	36	27	53	77.5	65	I			
	2003.05- 2004.05	MT/AT		F	Hatchback Engine ASZ	803036	Outer Joint	36	30	53.2	77.5	61	I			
2.0 (85 kW)	1999.04- 2007.05	MT		F	Hatchback Engine AEG/APK/AQY/AZH/AZJ	603011	Inner Joint			33		34				
	1999.04- 2007.05	MT	R	F	Hatchback Engine AEG/APK/AQY/AZH/AZJ	203004	Drive Shaft	36		53.2	77.5	822				
	1999.04- 2007.05	MT		F	Hatchback Engine AEG/APK/AQY/AZH/AZJ	803036	Outer Joint	36	30	53.2	77.5	61	I			
RS 1.8 T (132 kW)	2001.05- 2006.01	MT		F	Hatchback Engine AUQ	803036	Outer Joint	36	30	53.2	77.5	61	I			
OCTAVIA (1U5)																
1.4 16V (55 kW)	2000.08- 2010.12	MT	L	F	Estate Engine AXP/BCA	261045	Drive Shaft	36		53	78.5	555				
	2000.08- 2010.12	MT	R	F	Estate Engine AXP/BCA	203046	Drive Shaft	36		53	78.5	822				
	2000.08- 2010.12	MT		F	Estate Engine AXP/BCA	803033	Outer Joint	36	30	53	78.5	51	I			
	2000.08- 2010.12			F	Estate Engine AXP/BCA	603008	Inner Joint			33		32				
1.6 (55 kW)	1998.07- 2004.09	MT	L	F	Estate Engine AEE	261045	Drive Shaft	36		53	78.5	555				
	1998.07- 2004.09	MT	R	F	Estate Engine AEE	203046	Drive Shaft	36		53	78.5	822				
	1998.07- 2004.09	MT		F	Estate Engine AEE	803033	Outer Joint	36	30	53	78.5	51	I			
	1998.07- 2004.09	MT		F	Estate Engine AEE	603004	Inner Joint			33		32				
	1998.07- 2004.09	5MT		F	Estate Engine AEE	603008	Inner Joint			33		32				
	1998.07- 2004.09	MT		F	Estate Engine AEE	803036	Outer Joint	36	30	53.2	77.5	61	I			
1.6 (74 kW)	1998.07- 2007.12	MT	L	F	Estate Engine AEH/AKL	261045	Drive Shaft	36		53	78.5	555				
	1998.07- 2007.12	MT		F	Estate Engine AEH/AKL	803033	Outer Joint	36	30	53	78.5	51	I			
	1998.07- 2007.12	MT	R	F	Estate Engine AEH/AKL	203046	Drive Shaft	36		53	78.5	822				
	1998.07- 2007.12	MT		F	Estate Engine AEH/AKL	603004	Inner Joint			33		32				
	1998.07- 2007.12			F	Estate Engine AEH/AKL	603008	Inner Joint			33		32				
	1998.07- 2007.12	MT		F	Estate Engine AEH/AKL	803036	Outer Joint	36	30	53.2	77.5	61	I			
1.6 (75 kW)	2000.09- 2010.12	MT	L	F	Estate Engine AVU/BFQ	261045	Drive Shaft	36		53	78.5	555				
	2000.09- 2010.12	MT		F	Estate Engine AVU/BFQ	803033	Outer Joint	36	30	53	78.5	51	I			
	2000.09- 2010.12	MT	R	F	Estate Engine AVU/BFQ	203046	Drive Shaft	36		53	78.5	822				
	2000.09- 2010.12			F	Estate Engine AVU/BFQ	603008	Inner Joint			33		32				
	2000.09- 2010.12	AT		F	Estate Engine AVU/BFQ	803036	Outer Joint	36	30	53.2	77.5	61	I			
1.8 20V (92 kW)	1998.07- 2000.07	MT		F	Estate Engine AGN	603011	Inner Joint			33		34				
	1998.07- 2000.07	MT		F	Estate Engine AGN	803036	Outer Joint	36	30	53.2	77.5	61	I			
1.8 T (110 kW)	1998.07- 2010.12	MT		F	Estate Engine AGU/ARX/ARZ/AUM	603011	Inner Joint			33		34				
	1998.07- 2010.12	MT/AT		F	Estate Engine AGU/ARX/ARZ/AUM	661006	Inner Joint			30		57.6				





	 YEAR	TRANSM	L/R	F/R	REMARKS	GSP Ref.	 PRODUCT	 ABS	Technical Specifications									
									A	B	C	H	L	P				
SKODA OCTAVIA (1U5)																		
1.8 T (110 kW)	1998.07- 2010.12	MT		F	Estate Engine AGU/ARX/ARZ/AUM	803036	Outer Joint		36	30	53.2	77.5	61	I				
1.8 T 4x4 (110 kW)	2001.05- 2006.05	MT		R	All-wheel Drive Estate Engine ARX	603003	Inner Joint			33		32						
	2001.05- 2006.05	MT			All-wheel Drive Estate Engine ARX	653002	Inner Joint			33		34						
	2001.05- 2006.05	MT		F	All-wheel Drive Estate Engine ARX	603011	Inner Joint			33		34						
	2001.05- 2006.05	MT			All-wheel Drive Estate Engine ARX	803036	Outer Joint		36	30	53.2	77.5	61	I				
1.9 SDi (50 kW)	1998.07- 2003.12	MT	R	F	Estate Engine AGP/AQM	203046	Drive Shaft		36		53	78.5	822					
	1998.07- 2003.12	MT	L	F	Estate Engine AGP/AQM	261045	Drive Shaft		36		53	78.5	555					
	1998.07- 2003.12	MT		F	Estate Engine AGP/AQM	803033	Outer Joint		36	30	53	78.5	51	I				
	1998.07- 2003.12	MT		F	Estate Engine AGP/AQM	603008	Inner Joint			33		32						
1.9 TDi (66 kW)	1998.07- 2010.03	MT	L	F	Estate Engine AGR/ALH	203006	Drive Shaft		36		53.2	77.5	557					
	1998.07- 2010.03	MT		F	Estate Engine AGR/ALH	603009	Inner Joint			33		34						
	1998.07- 2010.03	MT	R	F	Estate Engine AGR/ALH	203004	Drive Shaft		36		53.2	77.5	822					
	1998.07- 2010.03	MT		F	Estate Engine AGR/ALH	803036	Outer Joint		36	30	53.2	77.5	61	I				
1.9 TDi (74 kW)	2000.08- 2010.12	MT		F	Estate Engine ATD/AXR	653002	Inner Joint			33		34						
	2000.08- 2010.12			F	Estate Engine ATD/AXR	603011	Inner Joint			33		34						
	2000.08- 2010.12		L	F	Estate Engine ATD/AXR	203006	Drive Shaft		36		53.2	77.5	557					
	2000.08- 2010.12		R	F	Estate Engine ATD/AXR	203004	Drive Shaft		36		53.2	77.5	822					
1.9 TDi (81 kW)	1998.07- 2006.01	MT	L	F	Estate Engine AHF/ASV	203006	Drive Shaft		36		53.2	77.5	557					
	1998.07- 2006.01	MT		F	Estate Engine AHF/ASV	603009	Inner Joint			33		34						
	1998.07- 2006.01	MT	R	F	Estate Engine AHF/ASV	203004	Drive Shaft		36		53.2	77.5	822					
	1998.07- 2006.01	MT		F	Estate Engine AHF/ASV	803036	Outer Joint		36	30	53.2	77.5	61	I				
1.9 TDi (96 kW)	2003.05- 2005.05	4MT/AT		F	Estate Engine ASZ	803036	Outer Joint		36	30	53.2	77.5	61	I				
	2003.05- 2005.05	MT	L	F	Estate Engine ASZ	261123	Drive Shaft		36		53	77.5	520					
	2003.05- 2005.05	MT	R	F	Estate Engine ASZ	261121	Drive Shaft		36		53	77.5	806					
	2003.05- 2005.05	MT		F	Estate Engine ASZ	803035	Outer Joint		36	27	53	77.5	65	I				
1.9 TDi 4x4 (66 kW)	1999.11- 2006.02	MT			All-wheel Drive Estate Engine AGR	803036	Outer Joint		36	30	53.2	77.5	61	I				
	1999.11- 2006.02	MT		R	All-wheel Drive Estate Engine AGR	603003	Inner Joint			33		32						
	1999.11- 2006.02	MT		F	All-wheel Drive Estate Engine AGR	603011	Inner Joint			33		34						
1.9 TDi 4x4 (74 kW)	2000.09- 2006.01	MT		R	All-wheel Drive Estate Engine ATD	603003	Inner Joint			33		32						
	2000.09- 2006.01	MT	L	F	All-wheel Drive Estate Engine ATD	261123	Drive Shaft		36		53	77.5	520					
	2000.09- 2006.01	MT			All-wheel Drive Estate Engine ATD	653002	Inner Joint			33		34						
2.0 (85 kW)	1999.04- 2007.05	MT		F	Estate Engine AEG/APK/AQY/AZH/AZJ	803036	Outer Joint		36	30	53.2	77.5	61	I				
	1999.04- 2007.05	MT		F	Estate Engine AEG/APK/AQY/AZH/AZJ	603011	Inner Joint			33		34						
	1999.04- 2007.05	MT	R	F	Estate Engine AEG/APK/AQY/AZH/AZJ	203004	Drive Shaft		36		53.2	77.5	822					
2.0 4x4 (85 kW)	2000.08- 2004.09	MT			All-wheel Drive Estate Engine AZJ/AZH	803036	Outer Joint		36	30	53.2	77.5	61	I				
	2000.08- 2004.09	MT		R	All-wheel Drive Estate Engine AZJ/AZH	603003	Inner Joint			33		32						
	2000.08- 2004.09	MT			All-wheel Drive Estate Engine AZJ/AZH	653002	Inner Joint			33		34						
	2000.08- 2004.09	MT		F	All-wheel Drive Estate Engine AZJ/AZH	603011	Inner Joint			33		34						
2.0 4x4 (88 kW)	2000.01- 2010.12				All-wheel Drive Estate Engine ATF	803036	Outer Joint		36	30	53.2	77.5	61	I				
	2000.01- 2010.12	MT		R	All-wheel Drive Estate Engine ATF	603003	Inner Joint			33		32						
	2000.01- 2010.12	MT		F	All-wheel Drive Estate Engine ATF	603011	Inner Joint			33		34						
RS 1.8 T (132 kW)	2002.08- 2006.01	MT		F	Estate Engine AUQ	803036	Outer Joint		36	30	53.2	77.5	61	I				
OCTAVIA (1Z3)																		
1.2 TSi (77 kW)	2010.02-	MT		F	Hatchback Engine CBZB	653002	Inner Joint			33		34						
1.4 (55 kW)	2004.05- 2006.05			R	Hatchback Engine BCA	203046	Drive Shaft		36		53	78.5	822					
	2004.05- 2006.05		L	F	Hatchback Engine BCA	261045	Drive Shaft		36		53	78.5	555					
	2004.05- 2006.05	MT		F	Hatchback Engine BCA	853001	Outer Joint		36	30	59.5	40	49	I				
	2004.05- 2006.05			F	Hatchback Engine BCA	603008	Inner Joint			33		32						
1.4 (59 kW)	2006.07-			F	Hatchback Engine BUD/CGGA	853001	Outer Joint		36	30	59.5	40	49	I				
	2006.07-	AT		F	Hatchback Engine BUD/CGGA	803037	Outer Joint		36	30	59.5	40.5	55	I				
	2006.07-			F	Hatchback Engine BUD/CGGA	603008	Inner Joint			33		32						
1.4 TSi (90 kW)	2008.11-	MT		F	Hatchback Engine CAXA	653002	Inner Joint			33		34						
	2008.11-			F	Hatchback Engine CAXA	603011	Inner Joint			33		34						
1.6 (75 kW)	2004.06-	MT		F	Hatchback Engine BGU/BSE/BSF/CCSA/CMXA	653002	Inner Joint			33		34						
	2004.06-	AT	L	F	Hatchback Engine BGU/BSE/BSF/CCSA/CMXA	203318	Drive Shaft		36	26	59.5	38	581					
	2004.06-	MT	L	F	Hatchback Engine BGU/BSE/BSF/CCSA/CMXA	203320	Drive Shaft		36		59.5	40	546					
	2004.06-			F	Hatchback Engine BGU/BSE/BSF/CCSA/CMXA	803037	Outer Joint		36	30	59.5	40.5	55	I				
1.6 FSi (85 kW)	2004.02- 2008.10	MT		F	Hatchback Engine BLF	653002	Inner Joint			33		34						
	2004.02- 2008.10	MT	L	F	Hatchback Engine BLF	203319	Drive Shaft		36		59.5	38	557					
	2004.02- 2008.10	AT/6AT		F	Hatchback Engine BLF	803037	Outer Joint		36	30	59.5	40.5	55	I				
1.6 LPG (75 kW)	2009.08-		L	F	Hatchback Engine CHGA	203320	Drive Shaft		36		59.5	40	546					
1.6 MultiFuel (75 kW)	2008.01-		L	F	Hatchback Engine CCSA/CMXA	203320	Drive Shaft		36		59.5	40	546					





	 YEAR	TRANSM	L/R	F/R	REMARKS	GSP Ref.	 PRODUCT	 ABS	Technical Specifications							
									A	B	C	H	L	P		
SKODA OCTAVIA (1Z3)																
1.6 TDi (77 kW)	2009.06-	MT	L	F	Hatchback Engine CAYC	203294	Drive Shaft		36		59.5	38	519			
	2009.06-	MT		F	Hatchback Engine CAYC	653002	Inner Joint			33		34				
	2009.06-			F	Hatchback Engine CAYC	803037	Outer Joint	36	30	59.5	40.5	55	I			
1.8 TSi (118 kW)	2007.06-	MT		F	Hatchback Engine BZB/CDA	803002	Outer Joint	36	27	59.5	40	66	I			
1.9 TDi (77 kW)	2004.06- 2010.12	MT	L	F	Hatchback Engine BJB/BKC/BLS/BXE	203294	Drive Shaft	36		59.5	38	519				
	2004.06- 2010.12	MT/AT		F	Hatchback Engine BJB/BKC/BLS/BXE	803002	Outer Joint	36	27	59.5	40	66	I			
	2004.06- 2010.12	AT	L	F	Hatchback Engine BJB/BKC/BLS/BXE	254013	Drive Shaft	36		59.5	40	479.5				
	2004.06- 2010.12	MT		F	Hatchback Engine BJB/BKC/BLS/BXE	653002	Inner Joint			33		34				
	2004.06- 2010.12	6AT		F	Hatchback Engine BJB/BKC/BLS/BXE	654004	Inner Joint			34		85				
	2004.06- 2010.12	AT	R	F	Hatchback Engine BJB/BKC/BLS/BXE	254011	Drive Shaft	36		59.5	40	755				
	2004.06- 2010.12	MT/6MT		F	Hatchback Engine BJB/BKC/BLS/BXE	803037	Outer Joint	36	30	59.5	40.5	55	I			
2.0 FSi (110 kW)	2004.11-	6AT		F	Hatchback Engine BLR/BLY/BVY/BVZ	661011	Inner Joint	26	32	31	68.5	85				
	2004.11-	MT		F	Hatchback Engine BLR/BLY/BVY/BVZ	603011	Inner Joint			33		34				
	2004.11-	MT	R	F	Hatchback Engine BLR/BLY/BVY/BVZ	261113	Drive Shaft	36		59.5	40	814				
	2004.11-	6AT	L	F	Hatchback Engine BLR/BLY/BVY/BVZ	261093	Drive Shaft	36	26	59.5	40.5	587.5				
	2004.11-	6AT	R	F	Hatchback Engine BLR/BLY/BVY/BVZ	261094	Drive Shaft	36	26	59.5	40.5	884				
2.0 RS (147 kW)	2004.11-		F	Hatchback Engine BLR/BLY/BVY/BVZ	803037	Outer Joint	36	30	59.5	40.5	55	I				
2.0 TDi (100 kW)	2005.10-	MT		F	Hatchback Engine BWA/CCZA	803002	Outer Joint	36	27	59.5	40	66	I			
	2004.02- 2010.05	MT	R	F	Hatchback Engine AZV	203313	Drive Shaft	36		59.5	40	792				
	2004.02- 2010.05			F	Hatchback Engine AZV	803002	Outer Joint	36	27	59.5	40	66	I			
	2004.02- 2010.05	AT	L	F	Hatchback Engine AZV	254013	Drive Shaft	36		59.5	40	479.5				
	2004.02- 2010.05	6AT		F	Hatchback Engine AZV	654004	Inner Joint			34		85				
	2004.02- 2010.05	MT	L	F	Hatchback Engine AZV	203295	Drive Shaft	36		59.5	40	491				
2.0 TDi (103 kW)	2004.02- 2010.05	AT	R	F	Hatchback Engine AZV	254011	Drive Shaft	36		59.5	40	755				
	2007.01-	MT	R	F	Hatchback Engine BMM	203313	Drive Shaft	36		59.5	40	792				
	2007.01-	MT		F	Hatchback Engine BMM	803002	Outer Joint	36	27	59.5	40	66	I			
	2007.01-	AT	L	F	Hatchback Engine BMM	254013	Drive Shaft	36		59.5	40	479.5				
	2007.01-	MT		F	Hatchback Engine BMM	653002	Inner Joint			33		34				
	2007.01-	6AT		F	Hatchback Engine BMM	654004	Inner Joint			34		85				
	2007.01-	MT	L	F	Hatchback Engine BMM	203295	Drive Shaft	36		59.5	40	491				
2.0 TDi (81 kW)	2007.01-	AT	R	F	Hatchback Engine BMM	254011	Drive Shaft	36		59.5	40	755				
	2010.03-		L	F	Hatchback Engine CFHF/CLCA	203294	Drive Shaft	36		59.5	38	519				
	2010.03-		R	F	Hatchback Engine CFHF/CLCA	261042	Drive Shaft	36		59.5	40.5	814				
2.0 TDi 16V (103 kW)	2004.02-	MT	R	F	Hatchback Engine BKD/CFHC/CLCB	203313	Drive Shaft	36		59.5	40	792				
	2004.02-	MT		F	Hatchback Engine BKD/CFHC/CLCB	803002	Outer Joint	36	27	59.5	40	66	I			
	2004.02-	AT	L	F	Hatchback Engine BKD/CFHC/CLCB	254013	Drive Shaft	36		59.5	40	479.5				
	2004.02-	MT		F	Hatchback Engine BKD/CFHC/CLCB	653002	Inner Joint			33		34				
	2004.02-	6AT		F	Hatchback Engine BKD/CFHC/CLCB	654004	Inner Joint			34		85				
	2004.02-	MT	L	F	Hatchback Engine BKD/CFHC/CLCB	203295	Drive Shaft	36		59.5	40	491				
2.0 TDi RS (125 kW)	2004.02-	AT	R	F	Hatchback Engine BKD/CFHC/CLCB	254011	Drive Shaft	36		59.5	40	755				
	2006.04-	MT	L	F	Hatchback Engine BMN/CEGA	203265	Drive Shaft	36		59.5	40	487				
OCTAVIA (1Z5)																
1.2 TSi (77 kW)	2010.02-	MT		F	Estate Engine CBZB	653002	Inner Joint			33		34				
1.4 (59 kW)	2006.05-			F	Estate Engine BUD/CGGA	853001	Outer Joint	36	30	59.5	40	49	I			
	2006.05-	AT		F	Estate Engine BUD/CGGA	803037	Outer Joint	36	30	59.5	40.5	55	I			
	2006.05-			F	Estate Engine BUD/CGGA	603008	Inner Joint			33		32				
1.4 TSi (90 kW)	2008.11-	MT		F	Estate Engine CAXA	653002	Inner Joint			33		34				
	2008.11-			F	Estate Engine CAXA	603011	Inner Joint			33		34				
1.6 (75 kW)	2004.11- 2005.12	MT		F	Estate Engine BBU/BSE/BSF/CCSA/CMXA	653002	Inner Joint			33		34				
	2004.11- 2005.12			F	Estate Engine BBU/BSE/BSF/CCSA/CMXA	603011	Inner Joint			33		34				
	2004.11- 2005.12	AT	L	F	Estate Engine BBU/BSE/BSF/CCSA/CMXA	203318	Drive Shaft	36	26	59.5	38	581				
	2004.11- 2005.12	MT	L	F	Estate Engine BBU/BSE/BSF/CCSA/CMXA	203320	Drive Shaft	36		59.5	40	546				
	2004.11- 2005.12			F	Estate Engine BBU/BSE/BSF/CCSA/CMXA	803037	Outer Joint	36	30	59.5	40.5	55	I			
1.6 FSi (85 kW)	2004.11- 2007.03	MT		F	Estate Engine BLF	603011	Inner Joint			33		34				
	2004.11- 2007.03	MT	R	F	Estate Engine BLF	261211	Drive Shaft	36		59.5	40.5	784				
	2004.11- 2007.03	MT	L	F	Estate Engine BLF	203319	Drive Shaft	36		59.5	38	557				
	2004.11- 2007.03	AT/6AT		F	Estate Engine BLF	803037	Outer Joint	36	30	59.5	40.5	55	I			
1.6 LPG (75 kW)	2009.08-		L	F	Estate Engine CHGA	203320	Drive Shaft	36		59.5	40	546				
1.6 MultiFuel (75 kW)	2008.01-		L	F	Estate Engine CCSA/CMXA	203320	Drive Shaft	36		59.5	40	546				
1.6 TDi (77 kW)	2009.06-	MT	L	F	Estate Engine CAYC	203294	Drive Shaft	36		59.5	38	519				
	2009.06-	MT		F	Estate Engine CAYC	653002	Inner Joint			33		34				
	2009.06-			F	Estate Engine CAYC	803037	Outer Joint	36	30	59.5	40.5	55	I			





	 YEAR	TRANSM	L/R	F/R	REMARKS	GSP Ref.	 PRODUCT	 ABS	Technical Specifications									
									A	B	C	H	L	P				
SKODA OCTAVIA (1Z5)																		
1.6 TDi 4x4 (77 kW)	2009.06- 2009.06-		R		All-wheel Drive Estate Engine CAYC	203266	Drive Shaft		36		59.5	40	601					
			L		All-wheel Drive Estate Engine CAYC	203295	Drive Shaft		36		59.5	40	491					
1.8 TSi (118 kW)	2007.06-	MT		F	Estate Engine BZB/CDA	803002	Outer Joint		36	27	59.5	40	66	I				
1.8 TSi 4x4 (112 kW)	2009.03- 2009.03-		R		All-wheel Drive Estate Engine CDAB	203266	Drive Shaft		36		59.5	40	601					
			L		All-wheel Drive Estate Engine CDAB	203295	Drive Shaft		36		59.5	40	491					
1.8 TSi 4x4 (118 kW)	2008.11- 2008.11- 2008.11-		R		All-wheel Drive Estate Engine CDAA	203266	Drive Shaft		36		59.5	40	601					
				R	All-wheel Drive Estate Engine CDAA	603011	Inner Joint			33		34						
			L		All-wheel Drive Estate Engine CDAA	203295	Drive Shaft		36		59.5	40	491					
1.9 TDi (77 kW)	2004.11- 2006.12 2004.11- 2006.12 2004.11- 2006.12 2004.11- 2006.12 2004.11- 2006.12 2004.11- 2006.12	MT/AT AT 6AT MT AT		F	Estate Engine BJB/BKC/BLS/BXE	803002 254013 654004 203294 603011 254011	Outer Joint Drive Shaft Inner Joint Drive Shaft Inner Joint Drive Shaft		36 36 34 36 36 36	27 59.5 34 59.5 33 59.5	59.5 40 85 38 34 40	40 479.5 85 519 34 755	66 479.5 85 519 34 755	I				
1.9 TDi 4x4 (77 kW)	2005.01- 2010.12 2005.01- 2010.12 2005.01- 2010.12 2005.01- 2010.12 2005.01- 2010.12	MT MT 6AT R MT		F	All-wheel Drive Estate Engine BKC/BLS/BXE	803002 653002 654004 203266 603011 203295	Outer Joint Inner Joint Inner Joint Drive Shaft Inner Joint Drive Shaft		36 33 34 36 33 36	27 33 34 59.5 33 59.5	59.5 40 85 40 34 40	40 34 85 601 34 491	66 34 85 601 34 491	I				
2.0 FSi (110 kW)	2004.11- 2007.03 2004.11- 2007.03 2004.11- 2007.03 2004.11- 2007.03 2004.11- 2007.03 2004.11- 2007.03	6AT MT MT 6AT 6AT		F	Estate Engine BLR/BLY/BVY/BVZ	661011 603011 261113 261093 261094 803037	Inner Joint Inner Joint Drive Shaft Drive Shaft Drive Shaft Outer Joint		26 33 36 36 36 36	32 33 59.5 26 26 30	31 34 59.5 40.5 40.5 59.5	68.5 34 40 587.5 884 40.5	85 34 814 587.5 884 55	I				
2.0 FSi 4x4 (110 kW)	2005.01- 2006.12 2005.01- 2006.12 2005.01- 2006.12 2005.01- 2006.12 2005.01- 2006.12 2005.01- 2006.12 2005.01- 2006.12	L 6AT MT MT 6AT 6AT R		F	All-wheel Drive Estate Engine BLX/BVX	203294 661011 653002 603011 261093 261094 803037 803037	Drive Shaft Inner Joint Inner Joint Inner Joint Drive Shaft Drive Shaft Outer Joint Outer Joint		36 26 33 33 36 36 36 36	59.5 32 33 33 26 26 30 30	38 31 34 34 40.5 40.5 40.5 40.5	519 85 34 34 587.5 884 55 55	I					
2.0 RS (147 kW)	2005.10-			F	Estate Engine BWA/CCZA	803002	Outer Joint		36	27	59.5	40	66	I				
2.0 TDi (103 kW)	2007.01- 2007.01- 2007.01- 2007.01- 2007.01- 2007.01-	MT MT AT MT 6AT MT	R	F	Estate Engine BMM	203313 803002 254013 653002 654004 203295 254011	Drive Shaft Outer Joint Drive Shaft Inner Joint Inner Joint Drive Shaft Drive Shaft		36 36 36 33 34 36 36	59.5 27 59.5 33 34 59.5 59.5	40 40 40 34 85 40 40	792 66 479.5 34 85 491 755	I					
2.0 TDi (81 kW)	2010.03- 2010.03-		L	F	Estate Engine CFHF/CLCA	203294 261042	Drive Shaft Drive Shaft		36 36		59.5 59.5	38 40.5	519 814					
2.0 TDi 16V (100 kW)	2004.02- 2010.05 2004.02- 2010.05 2004.02- 2010.05 2004.02- 2010.05 2004.02- 2010.05 2004.02- 2010.05	MT R AT 6AT MT AT	R	F	Estate Engine AZV	203313 803002 254013 654004 203295 254011	Drive Shaft Outer Joint Drive Shaft Inner Joint Drive Shaft Drive Shaft		36 36 36 34 36 36	59.5 27 59.5 34 59.5 59.5	40 40 40 85 40 40	792 66 479.5 85 491 755	I					
2.0 TDi 16V (103 kW)	2004.11- 2007.03 2004.11- 2007.03 2004.11- 2007.03 2004.11- 2007.03 2004.11- 2007.03 2004.11- 2007.03	MT AT MT 6AT MT AT	R	F	Estate Engine BKD/CFHC/CLCB	203313 254013 653002 654004 203295 254011	Drive Shaft Drive Shaft Inner Joint Inner Joint Drive Shaft Drive Shaft		36 36 33 34 36 36	59.5 59.5 33 34 59.5 59.5	40 40 34 85 40 40	792 479.5 34 85 491 755	I					
2.0 TDi 16V 4x4 (103 kW)	2010.05- 2010.05- 2010.05-		R	F	All-wheel Drive Estate Engine CFHC	203313 203266 203295	Drive Shaft Drive Shaft Drive Shaft		36 36 36		59.5 59.5 59.5	40 40 40	792 601 491					
2.0 TDi 4x4 (103 kW)	2006.08- 2006.08- 2006.08-	MT MT 6AT		F	All-wheel Drive Estate Engine BMM	803002 653002 654004	Outer Joint Inner Joint Inner Joint		36 33 34	27 59.5 85	40 34 85	66 34 85	I					





	 YEAR	TRANSM	L/R	F/R	REMARKS	GSP Ref.	 PRODUCT	 ABS	Technical Specifications								
									A	B	C	H	L	P			
SKODA OCTAVIA (1Z5)																	
2.0 TDi 4x4 (103 kW)	2006.08-			R	All-wheel Drive Estate Engine BMM	203266	Drive Shaft		36		59.5	40	601				
	2006.08-				R	All-wheel Drive Estate Engine BMM	603011	Inner Joint			33		34				
	2006.08-			L	All-wheel Drive Estate Engine BMM	203295	Drive Shaft		36		59.5	40	491				
2.0 TDi 4x4 (81 kW)	2011.05-			R	All-wheel Drive Estate Engine CFHF	203313	Drive Shaft		36		59.5	40	792				
	2011.05-			L	All-wheel Drive Estate Engine CFHF	203295	Drive Shaft		36		59.5	40	491				
2.0 TDi RS (125 kW)	2006.04-	MT		L	F Estate Engine BMN/CEGA	203265	Drive Shaft		36		59.5	40	487				
ROOMSTER (5J)																	
1.2 (47 kW)	2006.05- 2007.01			L	F MPV Engine BME	203063	Drive Shaft		36		50.7	58.5	501				
	2006.05- 2007.01				F MPV Engine BME	803027	Outer Joint		36	30	50.7	58.5	47.5	I			
	2006.05- 2007.01			R	F MPV Engine BME	261063	Drive Shaft		36		50.7	58.5	751				
1.2 (51 kW)	2007.01-			L	F MPV Engine BZG/CGPA	203063	Drive Shaft		36		50.7	58.5	501				
	2007.01-			R	F MPV Engine BZG/CGPA	261063	Drive Shaft		36		50.7	58.5	751				
1.2 TSi (63 kW)	2010.03-	MT			F MPV Engine CBZA	653002	Inner Joint			33		34					
1.4 (63 kW)	2006.09-			L	F MPV Engine BXW/CGGB	203063	Drive Shaft		36		50.7	58.5	501				
	2006.09-				F MPV Engine BXW/CGGB	803027	Outer Joint		36	30	50.7	58.5	47.5	I			
	2006.09-			R	F MPV Engine BXW/CGGB	261063	Drive Shaft		36		50.7	58.5	751				
1.4 TDi (51 kW)	2006.07- 2010.03				F MPV Engine BNM	803027	Outer Joint		36	30	50.7	58.5	47.5	I			
	2006.07- 2010.03	MT		L	F MPV Engine BNM	261078	Drive Shaft		36		50.7	58.5	501				
	2006.07- 2010.03	MT		R	F MPV Engine BNM	261223	Drive Shaft		36		52	59	757				
1.4 TDi (59 kW)	2006.09- 2010.03	MT			F MPV Engine BMS/BNV	803024	Outer Joint		36	30	50.75	59	54.5	I			
	2006.09- 2010.03	MT		L	F MPV Engine BMS/BNV	261098	Drive Shaft		36		50.5	59	472				
	2006.09- 2010.03	MT		R	F MPV Engine BMS/BNV	261099	Drive Shaft		36		50.5	59	759				
1.6 (77 kW)	2006.09-	MT			F MPV Engine BTS/CFNA	803027	Outer Joint		36	30	50.7	58.5	47.5	I			
	2006.09-	MT			F MPV Engine BTS/CFNA	603011	Inner Joint			33		34					
1.6 TDi (66 kW)	2010.03-	MT			F MPV Engine CAYB	653002	Inner Joint			33		34					
1.6 TDi (77 kW)	2010.03-	MT			F MPV Engine CAYC	653002	Inner Joint			33		34					
1.9 TDi (77 kW)	2006.09- 2010.03				F MPV Engine BLS/BSW	803024	Outer Joint		36	30	50.75	59	54.5	I			
	2006.09- 2010.03			L	F MPV Engine BLS/BSW	261098	Drive Shaft		36		50.5	59	472				
ROOMSTER PRAKTIK (5J)																	
1.2 (51 kW)	2007.03-				F Box Engine BZG/CGPA	803027	Outer Joint		36	30	50.7	58.5	47.5	I			
1.4 (63 kW)	2007.03-				F Box Engine BXW/CGGB	803027	Outer Joint		36	30	50.7	58.5	47.5	I			
1.4 TDi (51 kW)	2007.03- 2010.03	MT		L	F Box Engine BNM	261078	Drive Shaft		36		50.7	58.5	501				
	2007.03- 2010.03	MT		R	F Box Engine BNM	261223	Drive Shaft		36		52	59	757				
	2007.03- 2010.03				F Box Engine BNM	803024	Outer Joint		36	30	50.75	59	54.5	I			
1.4 TDi (59 kW)	2007.03- 2010.03				F Box Engine BMS/BNV	803024	Outer Joint		36	30	50.75	59	54.5	I			
SUPERB																	
2.5 TDi V6	2002.05-	AT			F		803064	Outer Joint	45T	38	27	60	34	64	I		
	2002.05-	MT			F		803064	Outer Joint	45T	38	27	60	34	64	I		
2.8 V6	2002.05-	MT/AT			F		803064	Outer Joint	45T	38	27	60	34	64	I		
SUPERB (3T4)																	
1.4 TSi (92 kW)	2008.07-	MT			F Hatchback Engine CAXC	653002	Inner Joint			33		34					
	2008.07-				F Hatchback Engine CAXC	603011	Inner Joint			33		34					
	2008.07-	MT/AT			F Hatchback Engine CAXC	803037	Outer Joint		36	30	59.5	40.5	55	I			
1.8 TSi (118 kW)	2008.03-				F Hatchback Engine BZB/CDAA	803002	Outer Joint		36	27	59.5	40	66	I			
	2008.03-	MT			F Hatchback Engine BZB/CDAA	653002	Inner Joint			33		34					
1.8 TSi 4x4 (118 kW)	2008.11-			R	All-wheel Drive Hatchback Engine CDAA	203266	Drive Shaft		36		59.5	40	601				
	2008.11-	MT			All-wheel Drive Hatchback Engine CDAA	653002	Inner Joint			33		34					
	2008.11-			L	All-wheel Drive Hatchback Engine CDAA	203295	Drive Shaft		36		59.5	40	491				
1.9 TDi (77 kW)	2008.03-	MT		L	F Hatchback Engine BLS/BXE	203294	Drive Shaft		36		59.5	38	519				
	2008.03-	MT			F Hatchback Engine BLS/BXE	653002	Inner Joint			33		34					
	2008.03-			R	F Hatchback Engine BLS/BXE	261042	Drive Shaft		36		59.5	40.5	814				
	2008.03-				F Hatchback Engine BLS/BXE	603011	Inner Joint			33		34					
	2008.03-				F Hatchback Engine BLS/BXE	803037	Outer Joint		36	30	59.5	40.5	55	I			
2.0 TDi (103 kW)	2008.03-	MT		R	F Hatchback Engine BMP	203313	Drive Shaft		36		59.5	40	792				
	2008.03-	MT		L	F Hatchback Engine BMP	203265	Drive Shaft		36		59.5	40	487				
	2008.03-	AT		L	F Hatchback Engine BMP	254013	Drive Shaft		36		59.5	40	479.5				
	2008.03-	6AT			F Hatchback Engine BMP	654004	Inner Joint			34		85					
	2008.03-	MT		L	F Hatchback Engine BMP	203295	Drive Shaft		36		59.5	40	491				
	2008.03-	AT		R	F Hatchback Engine BMP	254011	Drive Shaft		36		59.5	40	755				
2.0 TDi (125 kW)	2008.07-	MT		L	F Hatchback Engine CBBB/CFGB	203265	Drive Shaft		36		59.5	40	487				
	2008.07-	MT			F Hatchback Engine CBBB/CFGB	653002	Inner Joint			33		34					
	2008.07-	AT		R	F Hatchback Engine CBBB/CFGB	254011	Drive Shaft		36		59.5	40	755				





	 YEAR	TRANSM	L/R	F/R	REMARKS	GSP Ref.	 PRODUCT	 ABS	Technical Specifications							
									A	B	C	H	L	P		
SKODA SUPERB (3T4)																
2.0 TDi 16V (103 kW)	2009.01-			F	Hatchback Engine CLJA/BKD/CFFB	803002	Outer Joint		36	27	59.5	40	66	I		
	2009.01-	AT	L	F	Hatchback Engine CLJA/BKD/CFFB	254013	Drive Shaft		36		59.5	40	479.5			
	2009.01-	AT	R	F	Hatchback Engine CLJA/BKD/CFFB	254011	Drive Shaft		36		59.5	40	755			
2.0 TDi 16V 4x4 (103 kW)	2010.11-			L	All-wheel Drive Hatchback Engine CFFB	254013	Drive Shaft		36		59.5	40	479.5			
2.0 TDi 4x4 (125 kW)	2008.09-			R	All-wheel Drive Hatchback Engine CBBB/CFGB	203266	Drive Shaft		36		59.5	40	601			
	2008.09-	MT			All-wheel Drive Hatchback Engine CBBB/CFGB	653002	Inner Joint			33		34				
	2008.09-		L		All-wheel Drive Hatchback Engine CBBB/CFGB	203295	Drive Shaft		36		59.5	40	491			
3.6 FSi 4x4 (191 kW)	2009.04-	MT	R		All-wheel Drive Hatchback	203313	Drive Shaft		36		59.5	40	792			
3.6 V6 4x4 (191 kW)	2008.11-	MT	R		All-wheel Drive Hatchback Engine CDVA	203313	Drive Shaft		36		59.5	40	792			
	2008.11-	MT			All-wheel Drive Hatchback Engine CDVA	653002	Inner Joint			33		34				
SUPERB (3T5)																
1.4 TSi (92 kW)	2009.10-	MT		F	Estate Engine CAXC	653002	Inner Joint			33		34				
	2009.10-	MT/AT		F	Estate Engine CAXC	803037	Outer Joint		36	30	59.5	40.5	55	I		
1.8 TSi (118 kW)	2009.10-	MT		F	Estate Engine CDAA	653002	Inner Joint			33		34				
1.8 TSi 4x4 (118 kW)	2009.10-			R	All-wheel Drive Estate Engine CDAA	203266	Drive Shaft		36		59.5	40	601			
	2009.10-	MT			All-wheel Drive Estate Engine CDAA	653002	Inner Joint			33		34				
	2009.10-		L		All-wheel Drive Estate Engine CDAA	203295	Drive Shaft		36		59.5	40	491			
1.9 TDi (77 kW)	2009.10- 2010.11			L F	Estate Engine BLS/BXE	203294	Drive Shaft		36		59.5	38	519			
	2009.10- 2010.11			R F	Estate Engine BLS/BXE	261042	Drive Shaft		36		59.5	40.5	814			
2.0 TDi (103 kW)	2009.10- 2010.03	MT	L	F	Estate Engine BMP	203265	Drive Shaft		36		59.5	40	487			
	2009.10- 2010.03	AT	L	F	Estate Engine BMP	254013	Drive Shaft		36		59.5	40	479.5			
	2009.10- 2010.03	AT	R	F	Estate Engine BMP	254011	Drive Shaft		36		59.5	40	755			
2.0 TDi (125 kW)	2009.10-	MT	L	F	Estate Engine CBBB/CFGB	203265	Drive Shaft		36		59.5	40	487			
	2009.10-	MT		F	Estate Engine CBBB/CFGB	653002	Inner Joint			33		34				
	2009.10-	AT	R	F	Estate Engine CBBB/CFGB	254011	Drive Shaft		36		59.5	40	755			
2.0 TDi 16V (103 kW)	2009.10-	AT	L	F	Estate Engine BKD/CFFB/CLJA	254013	Drive Shaft		36		59.5	40	479.5			
	2009.10-	AT	R	F	Estate Engine BKD/CFFB/CLJA	254011	Drive Shaft		36		59.5	40	755			
2.0 TDi 16V 4x4 (103 kW)	2010.11-			L	All-wheel Drive Estate Engine CFFB	254013	Drive Shaft		36		59.5	40	479.5			
2.0 TDi 4x4 (125 kW)	2009.10-			R	All-wheel Drive Estate Engine CBBB/CFGB	203266	Drive Shaft		36		59.5	40	601			
	2009.10-	MT			All-wheel Drive Estate Engine CBBB/CFGB	653002	Inner Joint			33		34				
	2009.10-		L		All-wheel Drive Estate Engine CBBB/CFGB	203295	Drive Shaft		36		59.5	40	491			
3.6 V6 4x4 (191 kW)	2009.10-	MT			All-wheel Drive Estate Engine CDVA	653002	Inner Joint			33		34				
SUPERB (3U4)																
1.8 T (110 kW)	2001.12- 2008.03	MT		F	Saloon Engine AWT	861012	Outer Joint	45W	33	30	53	30	62	I		
	2001.12- 2008.03	MT	L	F	Saloon Engine AWT	261122	Drive Shaft	45W	33		53	30	602			
	2001.12- 2008.03	MT	R	F	Saloon Engine AWT	203007	Drive Shaft	45W	33		53	30	622			
	2001.12- 2008.03	AT		F	Saloon Engine AWT	803019	Outer Joint	45W	38	27	59.5	34.5	63	I		
1.9 TDi (74 kW)	2002.08- 2005.10	MT		F	Saloon Engine AVB	803021	Outer Joint	45W	33	27	53	30	63	I		
1.9 TDi (77 kW)	2005.10- 2007.05	MT		F	Saloon Engine BSV	803021	Outer Joint	45W	33	27	53	30	63	I		
1.9 TDi (85 kW)	2006.09- 2008.03			F	Saloon Engine BPZ	803021	Outer Joint	45W	33	27	53	30	63	I		
1.9 TDi (96 kW)	2001.12- 2008.03			R	Saloon Engine AVF/AWX	261019	Drive Shaft	45W	38		59.5	34.5	624			
	2001.12- 2008.03			L	Saloon Engine AVF/AWX	203008	Drive Shaft	45W	38		59.5	34.5	603			
	2001.12- 2008.03			F	Saloon Engine AVF/AWX	803019	Outer Joint	45W	38	27	59.5	34.5	63	I		
2.0 (85 kW)	2001.12- 2008.03	MT		F	Saloon Engine AZM	803018	Outer Joint	45W	33	30	53	30	62	I		
	2001.12- 2008.03	MT		F	Saloon Engine AZM	603001	Inner Joint			28		32				
	2001.12- 2008.03	MT	L	F	Saloon Engine AZM	203005	Drive Shaft	45W	33		53	30	614			
	2001.12- 2008.03	MT	R	F	Saloon Engine AZM	203001	Drive Shaft	45W	33		53	30	634			
2.0 TDi (103 kW)	2005.10- 2008.03	MT		F	Saloon Engine BSS	803019	Outer Joint	45W	38	27	59.5	34.5	63	I		
2.5 TDi (114 kW)	2001.12- 2003.08	MT	R	F	Saloon Engine AYM	261019	Drive Shaft	45W	38		59.5	34.5	624			
	2001.12- 2003.08	MT	L	F	Saloon Engine AYM	203008	Drive Shaft	45W	38		59.5	34.5	603			
	2001.12- 2003.08	MT/AT		F	Saloon Engine AYM	803019	Outer Joint	45W	38	27	59.5	34.5	63	I		
2.5 TDi (120 kW)	2002.04- 2007.12	MT/AT		F	Saloon Engine BDG	803019	Outer Joint	45W	38	27	59.5	34.5	63	I		
	2002.04- 2007.12	MT	R	F	Saloon Engine BDG	261019	Drive Shaft	45W	38		59.5	34.5	624			
	2002.04- 2007.12	MT	L	F	Saloon Engine BDG	203008	Drive Shaft	45W	38		59.5	34.5	603			
2.8 V6 (142 kW)	2001.12- 2008.03	MT/AT		F	Saloon Engine AMX	803019	Outer Joint	45W	38	27	59.5	34.5	63	I		
	2001.12- 2008.03			R	Saloon Engine AMX	261019	Drive Shaft	45W	38		59.5	34.5	624			
	2001.12- 2008.03	MT	L	F	Saloon Engine AMX	203008	Drive Shaft	45W	38		59.5	34.5	603			
YETI (5L)																
1.2 TSi (77 kW)	2009.09-	MT		F	Closed Off-Road Vehicle Engine CBZB	653002	Inner Joint			33		34				
	2009.09-			F	Closed Off-Road Vehicle Engine CBZB	803037	Outer Joint		36	30	59.5	40.5	55	I		
1.4 TSi (90 kW)	2010.06-	MT		F	Closed Off-Road Vehicle Engine CAXA	653002	Inner Joint			33		34				





	 YEAR	TRANSM	L/R	F/R	REMARKS	GSP Ref.	 PRODUCT	 ABS	Technical Specifications								
									A	B	C	H	L	P			
SKODA YETI (5L)																	
1.6 TDi (77 kW)	2010.11-		L	F	Closed Off-Road Vehicle Engine CAYC	203294	Drive Shaft		36		59.5	38	519				
	2010.11-		R	F	Closed Off-Road Vehicle Engine CAYC	261042	Drive Shaft		36		59.5	40.5	814				
1.8 TSi 4x4 (112 kW)	2009.11-		L		All-wheel Drive Closed Off-Road Vehicle Engine CDAB	203295	Drive Shaft		36		59.5	40	491				
1.8 TSi 4x4 (118 kW)	2009.05-			F	All-wheel Drive Closed Off-Road Vehicle Engine CDAA	803002	Outer Joint		36	27	59.5	40	66	I			
	2009.05-	MT			All-wheel Drive Closed Off-Road Vehicle Engine CDAA	653002	Inner Joint			33		34					
	2009.05-		L		All-wheel Drive Closed Off-Road Vehicle Engine CDAA	203295	Drive Shaft		36		59.5	40	491				
2.0 TDi (103 kW)	2011.11-		L	F	Closed Off-Road Vehicle Engine CFHC	203265	Drive Shaft		36		59.5	40	487				
2.0 TDi (81 kW)	2009.11-	MT		F	Closed Off-Road Vehicle Engine CFHA/CLCA	653002	Inner Joint			33		34					
2.0 TDi 4x4 (103 kW)	2009.05-			F	All-wheel Drive Closed Off-Road Vehicle Engine CBDB/CFHC/CLCB	803002	Outer Joint		36	27	59.5	40	66	I			
	2009.05-	MT	R		All-wheel Drive Closed Off-Road Vehicle Engine CBDB/CFHC/CLCB	203266	Drive Shaft		36		59.5	40	601				
	2009.05-	MT			All-wheel Drive Closed Off-Road Vehicle Engine CBDB/CFHC/CLCB	653002	Inner Joint			33		34					
	2009.05-	MT/AT	L		All-wheel Drive Closed Off-Road Vehicle Engine CBDB/CFHC/CLCB	203295	Drive Shaft		36		59.5	40	491				
2.0 TDi 4x4 (125 kW)	2009.11-			F	All-wheel Drive Closed Off-Road Vehicle Engine CEGA/CFJA	803002	Outer Joint		36	27	59.5	40	66	I			
	2009.11-	MT	R		All-wheel Drive Closed Off-Road Vehicle Engine CEGA/CFJA	203266	Drive Shaft		36		59.5	40	601				
	2009.11-	MT			All-wheel Drive Closed Off-Road Vehicle Engine CEGA/CFJA	653002	Inner Joint			33		34					
	2009.11-		L		All-wheel Drive Closed Off-Road Vehicle Engine CEGA/CFJA	203295	Drive Shaft		36		59.5	40	491				
2.0 TDi 4x4 (81 kW)	2009.11-			F	All-wheel Drive Closed Off-Road Vehicle Engine CFHF	803002	Outer Joint		36	27	59.5	40	66	I			
	2009.11-	MT	R		All-wheel Drive Closed Off-Road Vehicle Engine CFHF	203266	Drive Shaft		36		59.5	40	601				
	2009.11-	MT			All-wheel Drive Closed Off-Road Vehicle Engine CFHF	653002	Inner Joint			33		34					
	2009.11-		L		All-wheel Drive Closed Off-Road Vehicle Engine CFHF	203295	Drive Shaft		36		59.5	40	491				
SMART CABRIO (450)																	
0.6 (40 kW)	2000.03- 2004.01		L	R	Convertible Engine M160E6ALB03/M160.920	299190	Drive Shaft	42T	24	33	50	25.5	476				
	2000.03- 2004.01		R	R	Convertible Engine M160E6ALB03/M160.920	299191	Drive Shaft	42T	24	33	50	25.5	716				
0.6 (45 kW)	2001.01- 2004.01		L	R	Convertible Engine M160E6ALB05/M160.920	299190	Drive Shaft	42T	24	33	50	25.5	476				
	2001.01- 2004.01		R	R	Convertible Engine M160E6ALB05/M160.920	299191	Drive Shaft	42T	24	33	50	25.5	716				
0.6 (52 kW)	2002.06- 2004.01		L	R	Convertible Engine M160.920	299190	Drive Shaft	42T	24	33	50	25.5	476				
	2002.06- 2004.01		R	R	Convertible Engine M160.920	299191	Drive Shaft	42T	24	33	50	25.5	716				
0.7 (45 kW)	2003.01- 2004.01		L	R	Convertible Engine M160.910	299190	Drive Shaft	42T	24	33	50	25.5	476				
	2003.01- 2004.01		R	R	Convertible Engine M160.910	299191	Drive Shaft	42T	24	33	50	25.5	716				
0.7 (55 kW)	2003.01- 2004.01		L	R	Convertible Engine M160.910	299190	Drive Shaft	42T	24	33	50	25.5	476				
	2003.01- 2004.01		R	R	Convertible Engine M160.910	299191	Drive Shaft	42T	24	33	50	25.5	716				
0.8 CDi (30 kW)	2001.03- 2004.01	6MT	L	R	Convertible Engine OM660DE8LA/OM660.940	299190	Drive Shaft	42T	24	33	50	25.5	476				
	2001.03- 2004.01	6MT	R	R	Convertible Engine OM660DE8LA/OM660.940	299191	Drive Shaft	42T	24	33	50	25.5	716				
CITY-COUPÉ (450)																	
0.6 (33 kW)	1998.07- 2004.01		L	R	Coupe Engine M160E6ALB04/M160.920	299190	Drive Shaft	42T	24	33	50	25.5	476				
	1998.07- 2004.01		R	R	Coupe Engine M160E6ALB04/M160.920	299191	Drive Shaft	42T	24	33	50	25.5	716				
0.6 (40 kW)	1998.07- 2004.01		L	R	Coupe Engine M160E6ALB03/M160.920	299190	Drive Shaft	42T	24	33	50	25.5	476				
	1998.07- 2004.01		R	R	Coupe Engine M160E6ALB03/M160.920	299191	Drive Shaft	42T	24	33	50	25.5	716				
0.6 (45 kW)	2001.01- 2004.01		L	R	Coupe Engine M160E6ALB05/M160.920	299190	Drive Shaft	42T	24	33	50	25.5	476				
	2001.01- 2004.01		R	R	Coupe Engine M160E6ALB05/M160.920	299191	Drive Shaft	42T	24	33	50	25.5	716				
0.6 (52 kW)	2002.06- 2004.01		L	R	Coupe Engine M160.920	299190	Drive Shaft	42T	24	33	50	25.5	476				
	2002.06- 2004.01		R	R	Coupe Engine M160.920	299191	Drive Shaft	42T	24	33	50	25.5	716				
0.7 (37 kW)	2003.01- 2004.01		L	R	Coupe Engine M160.910	299190	Drive Shaft	42T	24	33	50	25.5	476				
	2003.01- 2004.01		R	R	Coupe Engine M160.910	299191	Drive Shaft	42T	24	33	50	25.5	716				
0.7 (45 kW)	2003.01- 2004.01		L	R	Coupe Engine M160.910	299190	Drive Shaft	42T	24	33	50	25.5	476				
	2003.01- 2004.01		R	R	Coupe Engine M160.910	299191	Drive Shaft	42T	24	33	50	25.5	716				
0.7 (55 kW)	2003.01- 2004.01		L	R	Coupe Engine M160.910	299190	Drive Shaft	42T	24	33	50	25.5	476				
	2003.01- 2004.01		R	R	Coupe Engine M160.910	299191	Drive Shaft	42T	24	33	50	25.5	716				
0.8 CDi (30 kW)	1999.11- 2004.01	6MT	L	R	Coupe Engine OM660DE8LA/OM660.940	299190	Drive Shaft	42T	24	33	50	25.5	476				
	1999.11- 2004.01	6MT	R	R	Coupe Engine OM660DE8LA/OM660.940	299191	Drive Shaft	42T	24	33	50	25.5	716				
CROSSBLADE (450)																	
0.6 (52 kW)	2002.06- 2003.12		L	R	Convertible Engine M160.920	299190	Drive Shaft	42T	24	33	50	25.5	476				
	2002.06- 2003.12		R	R	Convertible Engine M160.920	299191	Drive Shaft	42T	24	33	50	25.5	716				
FORFOUR (454)																	
1.1 (55 kW)	2004.07- 2005.04			F	Hatchback Engine M134.910	817048	Outer Joint		25	21	54	98	59	I			
1.3 (70 kW)	2004.07- 2006.06			F	Hatchback Engine M135.930	817048	Outer Joint		25	21	54	98	59	I			
1.5 (80 kW)	2004.07- 2006.06			F	Hatchback Engine M135.950	817048	Outer Joint		25	21	54	98	59	I			
1.5 CDi (50 kW)	2004.09- 2006.06			F	Hatchback Engine OM639.939	817048	Outer Joint		25	21	54	98	59	I			
1.5 CDi (70 kW)	2004.07- 2006.06			F	Hatchback Engine OM639.939	817048	Outer Joint		25	21	54	98	59	I			





	 YEAR	TRANSM	L/R	F/R	REMARKS	GSP Ref.	 PRODUCT	 ABS	Technical Specifications							
									A	B	C	H	L	P		
SMART FORTWO (450)																
0.7 (37 kW)	2004.01- 2007.06		L	R	Coupe Engine M160.910	299190	Drive Shaft	42T	24	33	50	25.5	476			
	2004.01- 2007.06		R	R	Coupe Engine M160.910	299191	Drive Shaft	42T	24	33	50	25.5	716			
0.7 (45 kW)	2004.01- 2007.01		L	R	Coupe Engine M160.910	299190	Drive Shaft	42T	24	33	50	25.5	476			
	2004.01- 2007.01		R	R	Coupe Engine M160.910	299191	Drive Shaft	42T	24	33	50	25.5	716			
0.7 (55 kW)	2004.01- 2007.06		L	R	Coupe Engine M160.910	299190	Drive Shaft	42T	24	33	50	25.5	476			
	2004.01- 2007.06		R	R	Coupe Engine M160.910	299191	Drive Shaft	42T	24	33	50	25.5	716			
0.8 CDi (30 kW)	2004.01- 2007.01		L	R	Coupe Engine OM660DE8LA/OM660.940	299190	Drive Shaft	42T	24	33	50	25.5	476			
	2004.01- 2007.01	6MT	R	R	Coupe Engine OM660DE8LA/OM660.940	299191	Drive Shaft	42T	24	33	50	25.5	716			
FORTWO CABRIO (450)																
0.7 (45 kW)	2004.01- 2007.06		L	R	Convertible Engine M160.910	299190	Drive Shaft	42T	24	33	50	25.5	476			
	2004.01- 2007.06		R	R	Convertible Engine M160.910	299191	Drive Shaft	42T	24	33	50	25.5	716			
0.7 (55 kW)	2004.01- 2007.06		L	R	Convertible Engine M160.910	299190	Drive Shaft	42T	24	33	50	25.5	476			
	2004.01- 2007.06		R	R	Convertible Engine M160.910	299191	Drive Shaft	42T	24	33	50	25.5	716			
0.8 CDi (30 kW)	2004.01- 2007.01		L	R	Convertible Engine OM660DE8LA/OM660.940	299190	Drive Shaft	42T	24	33	50	25.5	476			
	2004.01- 2007.01	6MT	R	R	Convertible Engine OM660DE8LA/OM660.940	299191	Drive Shaft	42T	24	33	50	25.5	716			
ROADSTER (452)																
0.7 (45 kW)	2003.04- 2005.11		L	R	Convertible Engine M160.921	299190	Drive Shaft	42T	24	33	50	25.5	476			
	2003.04- 2005.11		R	R	Convertible Engine M160.921	299191	Drive Shaft	42T	24	33	50	25.5	716			
	2003.06- 2005.11		L	R	Coupe	299190	Drive Shaft	42T	24	33	50	25.5	476			
	2003.06- 2005.11		R	R	Coupe	299191	Drive Shaft	42T	24	33	50	25.5	716			
0.7 (60 kW)	2003.04- 2005.11		L	R	Convertible Engine M160.922	299190	Drive Shaft	42T	24	33	50	25.5	476			
	2003.04- 2005.11		L	R	Coupe	299190	Drive Shaft	42T	24	33	50	25.5	476			
	2003.04- 2005.11		R	R	Convertible Engine M160.922	299191	Drive Shaft	42T	24	33	50	25.5	716			
0.7 Brabus (74 kW)	2003.12- 2005.11		L	F	Coupe Engine M160.923	299190	Drive Shaft	42T	24	33	50	25.5	476			
	2003.12- 2005.11		R	F	Coupe Engine M160.923	299191	Drive Shaft	42T	24	33	50	25.5	716			
	2004.04- 2006.03		L	F	Convertible Engine M160.923	299190	Drive Shaft	42T	24	33	50	25.5	476			
	2004.04- 2006.03		R	F	Convertible Engine M160.923	299191	Drive Shaft	42T	24	33	50	25.5	716			
SSANGYONG FAMILY																
2.2 D						266001	Drive Shaft		24	23	48	148.5	943			
MUSSO (FJ)																
2.3 D (59 kW)	1995.10-				All-wheel Drive Closed Off-Road Vehicle Engine MB-OM 661/OM 601.940	266002	Drive Shaft		28		53	154	480			
2.9 D (73 kW)	1996.03-				All-wheel Drive Closed Off-Road Vehicle Engine MB-OM 662	266002	Drive Shaft		28		53	154	480			
REXTON																
-	2002- 2006					899158	Outer Joint		28	35	60	111	81	I		
SUBARU																
ALCYONE / LEONE / LOYALE / DOMINGO																
1.8	1985- 1987	MT/AT				656003	Inner Joint		25	25	40.1	34	83			
B4																
-						256010	Drive Shaft	44T	27	25	56	86.5	682.5			
BRUMBY																
1.8	1990.01-	MT/AT	L/R	R	MY MV	256020	Drive Shaft		23	23	40	41	502.5			
FIORI																
-	1990.01- 1992.12		L			256017	Drive Shaft		24	23	50	108	535.5			
	1990.01- 1992.12	MT/AT				856015	Outer Joint		24	18	50	108	51	M		
FORESTER																
-	1997.01- 2002.06	MT/AT	L/R	F		256021	Drive Shaft		27	25	56	86.5	682.5			
	1997.01- 2002.06	MT/AT	L/R	F		256010	Drive Shaft	44T	27	25	56	86.5	682.5			
	1997.08- 2002.06					656004	Inner Joint		25	30	40	35.8	75.5			
	2004-					656012	Inner Joint		25	29	35	77.5	110			
	2004-					856027	Outer Joint	44T	27	23	56	86.5	63	M		
2004-					256014	Drive Shaft	44T	27	25	56	86.5	780				
FORESTER (SF)																
2.0 (90 kW)	1997.08- 2002.09			F	All-wheel Drive Closed Off-Road Vehicle Engine EJ20	856017	Outer Joint		27	30	56	87	58.5	I		
	1997.08- 2002.09			F	All-wheel Drive Closed Off-Road Vehicle Engine EJ20	856005	Outer Joint		27	22	56	87	66	M		
2.0 (92 kW)	1998.06- 2002.09			F	All-wheel Drive Closed Off-Road Vehicle Engine EJ20	856017	Outer Joint		27	30	56	87	58.5	I		
	1998.06- 2002.09			F	All-wheel Drive Closed Off-Road Vehicle Engine EJ20	856005	Outer Joint		27	22	56	87	66	M		
2.0 S Turbo (125 kW)	1998.06- 2001.04	MT		F	All-wheel Drive Closed Off-Road Vehicle Engine EJ20	856017	Outer Joint		27	30	56	87	58.5	I		
	1998.06- 2001.04			F	All-wheel Drive Closed Off-Road Vehicle Engine EJ20	856005	Outer Joint		27	22	56	87	66	M		





	 YEAR	TRANSM	L/R	F/R	REMARKS	GSP Ref.	 PRODUCT	 ABS	Technical Specifications									
									A	B	C	H	L	P				
SUBARU FORESTER (SF)																		
2.0 S Turbo (130 kW)	2001.04- 2002.09			F	All-wheel Drive Closed Off-Road Vehicle Engine EJ205	856017	Outer Joint		27	30	56	87	58.5	I				
	2001.04- 2002.09			F	All-wheel Drive Closed Off-Road Vehicle Engine EJ205	856005	Outer Joint		27	22	56	87	66	M				
FORESTER (SG)																		
2.0 (92 kW)	2002.09-			F	All-wheel Drive Closed Off-Road Vehicle Engine EJ20	856005	Outer Joint		27	22	56	87	66	M				
	2002.09-				All-wheel Drive Closed Off-Road Vehicle Engine EJ20	856041	Outer Joint	44T	27	23	56	87	61	M				
2.0 S Turbo (130 kW)	2002.09-			F	All-wheel Drive Closed Off-Road Vehicle Engine EJ20	856026	Outer Joint	44T	27	30	56	86.5	63	I				
	2002.09-			F	All-wheel Drive Closed Off-Road Vehicle Engine EJ20	856005	Outer Joint		27	22	56	87	66	M				
	2002.09-				All-wheel Drive Closed Off-Road Vehicle Engine EJ20	856041	Outer Joint	44T	27	23	56	87	61	M				
2.0 X (116 kW)	2005.09-			F	All-wheel Drive Closed Off-Road Vehicle Engine EJ204	856026	Outer Joint	44T	27	30	56	86.5	63	I				
	2005.09-			F	All-wheel Drive Closed Off-Road Vehicle Engine EJ204	856005	Outer Joint		27	22	56	87	66	M				
	2005.09-				All-wheel Drive Closed Off-Road Vehicle Engine EJ204	856041	Outer Joint	44T	27	23	56	87	61	M				
2.5 (155 kW)	2003.12-			F	All-wheel Drive Closed Off-Road Vehicle Engine EJ25	856026	Outer Joint	44T	27	30	56	86.5	63	I				
2.5 XT (169 kW)	2004.09- 2006.11			F	All-wheel Drive Closed Off-Road Vehicle Engine EJ255	856026	Outer Joint	44T	27	30	56	86.5	63	I				
IMPREZA																		
-						256015	Drive Shaft	44T	27	25	56	86.5	693					
	1993- 1996	AT	L/R		2WD	256006	Drive Shaft		27	25	56	87	684					
	1993- 1996	AT	L/R		4WD	256006	Drive Shaft		27	25	56	87	684					
	1993- 1996	MT	L/R		4WD	256006	Drive Shaft		27	25	56	87	684					
	1998.01-	MT/AT	L/R	F		256021	Drive Shaft		27	25	56	86.5	682.5					
	2001-					856020	Outer Joint		27	30	56	86.5	63	I				
	2004-					656013	Inner Joint		25	29	35	77.5	110					
	2004-					856021	Outer Joint		27	30	56	86.5	55.5	I				
	2004-					856024	Outer Joint	44T	27	30	56	86.5	55.5	I				
	2004-					256016	Drive Shaft	44T	27	25	56	86.5	771					
1.6 2WD	1993.01- 1997.12	MT	L/R	F		256007	Drive Shaft		27	23	56	87	686.5					
1.8 2WD	1993.01- 1997.12	MT	L/R	F		256007	Drive Shaft		27	23	56	87	686.5					
IMPREZA (GC)																		
1.6 i (66 kW)	1992.08- 2000.12	MT		F	Saloon Engine EJ16	856005	Outer Joint		27	22	56	87	66	M				
1.6 i (70 kW)	1998.06- 2000.12	MT		F	Saloon Engine EJ161	856005	Outer Joint		27	22	56	87	66	M				
1.6 i AWD (66 kW)	1992.08- 2000.12			F	All-wheel Drive Saloon Engine EJ16	856008	Outer Joint		27	30	56	87	66	I				
	1992.08- 2000.12	MT/AT		F	All-wheel Drive Saloon Engine EJ16	856004	Outer Joint		27	30	56	87	68	M				
	1992.08- 2000.12	MT		F	All-wheel Drive Saloon Engine EJ16	856005	Outer Joint		27	22	56	87	66	M				
1.6 i AWD (70 kW)	1998.06- 2000.12	MT/AT		F	All-wheel Drive Saloon Engine EJ161	856039	Outer Joint		27	30	56	87.1	58	M				
	1998.06- 2000.12			F	All-wheel Drive Saloon Engine EJ161	856009	Outer Joint	44T	27	30	56	86.5	63	M				
1.8 i AWD (76 kW)	1992.08- 2000.12			F	All-wheel Drive Saloon Engine EJ18/EJ18E	856008	Outer Joint		27	30	56	87	66	I				
	1992.08- 2000.12	MT/AT		F	All-wheel Drive Saloon Engine EJ18/EJ18E	856004	Outer Joint		27	30	56	87	68	M				
	1992.08- 2000.12	MT/AT		F	All-wheel Drive Saloon Engine EJ18/EJ18E	856005	Outer Joint		27	22	56	87	66	M				
2.0 AWD (206 kW)	1998.09- 2000.09			F	All-wheel Drive Saloon Engine EJ205P	856009	Outer Joint	44T	27	30	56	86.5	63	M				
2.0 i AWD (85 kW)	1995.10- 2000.12			F	All-wheel Drive Saloon Engine EJ20	856008	Outer Joint		27	30	56	87	66	I				
2.0 i AWD (92 kW)	1998.06- 2000.12	MT/AT		F	All-wheel Drive Saloon Engine EJ20	856039	Outer Joint		27	30	56	87.1	58	M				
2.0 Turbo GT AWD (155 kW)	1994.03- 2000.12			F	All-wheel Drive Saloon Engine EJ20	856008	Outer Joint		27	30	56	87	66	I				
	1994.03- 2000.12	MT&AT		F	All-wheel Drive Saloon Engine EJ20	856004	Outer Joint		27	30	56	87	68	M				
	1994.03- 2000.12			F	All-wheel Drive Saloon Engine EJ20	856009	Outer Joint	44T	27	30	56	86.5	63	M				
	1994.03- 2000.12	AT		F	All-wheel Drive Saloon Engine EJ20	856005	Outer Joint		27	22	56	87	66	M				
2.0 Turbo GT AWD (160 kW)	1998.06- 2000.12	MT/AT		F	All-wheel Drive Saloon Engine EJ205	856039	Outer Joint		27	30	56	87.1	58	M				
	1998.06- 2000.12			F	All-wheel Drive Saloon Engine EJ205	856009	Outer Joint	44T	27	30	56	86.5	63	M				
IMPREZA (GC8)																		
2.0 4WD	1998.01-	MT			Engine EJ207	856040	Outer Joint		27	30	56	86.5	62.7	M				
IMPREZA (GD, GG)																		
1.5 AWD (77 kW)	2006.10- 2008.03			F	All-wheel Drive Saloon Engine EL15	856009	Outer Joint	44T	27	30	56	86.5	63	M				
1.6 AWD (70 kW)	2000.12-			F	All-wheel Drive Estate Engine EJ16	856026	Outer Joint	44T	27	30	56	86.5	63	I				
	2000.12-			F	All-wheel Drive Saloon Engine EJ16	856026	Outer Joint	44T	27	30	56	86.5	63	I				
	2000.12-			F	All-wheel Drive Saloon Engine EJ16	856009	Outer Joint	44T	27	30	56	86.5	63	M				
2.0 AWD (206 kW)	2005.10-			F	All-wheel Drive Saloon Engine EJ205P	856009	Outer Joint	44T	27	30	56	86.5	63	M				
2.0 AWD (92 kW)	2000.12-			F	All-wheel Drive Estate Engine EJ20	856026	Outer Joint	44T	27	30	56	86.5	63	I				
	2000.12-			F	All-wheel Drive Estate Engine EJ20	856009	Outer Joint	44T	27	30	56	86.5	63	M				
2.0 i AWD (92 kW)	2000.12-			F	All-wheel Drive Saloon Engine EJ20	856026	Outer Joint	44T	27	30	56	86.5	63	I				
	2000.12-			F	All-wheel Drive Saloon Engine EJ20	856009	Outer Joint	44T	27	30	56	86.5	63	M				
2.0 i R AWD (118 kW)	2005.09-			F	All-wheel Drive Estate Engine EJ204/EJ20	856009	Outer Joint	44T	27	30	56	86.5	63	M				
	2005.09- 2008.03			F	All-wheel Drive Saloon Engine EJ204	856009	Outer Joint	44T	27	30	56	86.5	63	M				





	 YEAR	TRANSM	L/R	F/R	REMARKS	GSP Ref.	 PRODUCT	 ABS	Technical Specifications						
									A	B	C	H	L	P	
SUBARU															
IMPREZA (GD, GG)															
2.0 WRX Turbo AWD (165 kW)	2002.12-			F	All-wheel Drive Estate Engine EJ205	856026	Outer Joint	44T	27	30	56	86.5	63	I	
	2003.01- 2006.11			F	All-wheel Drive Saloon Engine EJ205	856026	Outer Joint	44T	27	30	56	86.5	63	I	
IMPREZA (GF)															
1.6 i (70 kW)	1998.06- 2000.12	MT		F	Estate Engine EJ161	856005	Outer Joint		27	22	56	87	66	M	
1.6 i AWD (66 kW)	1992.08- 2000.12			F	All-wheel Drive Estate Engine EJ16	856008	Outer Joint		27	30	56	87	66	I	
	1992.08- 2000.12	MT/AT		F	All-wheel Drive Estate Engine EJ16	856004	Outer Joint		27	30	56	87	68	M	
	1992.08- 2000.12	MT/AT		F	All-wheel Drive Estate Engine EJ16	856005	Outer Joint		27	22	56	87	66	M	
1.6 i AWD (70 kW)	1998.06- 2000.12	MT/AT		F	All-wheel Drive Estate Engine EJ161	856039	Outer Joint		27	30	56	87.1	58	M	
1.8 i AWD (76 kW)	1992.08- 2000.12			F	All-wheel Drive Estate Engine EJ18	856008	Outer Joint		27	30	56	87	66	I	
	1992.08- 2000.12	MT/AT		F	All-wheel Drive Estate Engine EJ18	856004	Outer Joint		27	30	56	87	68	M	
	1992.08- 2000.12	MT/AT		F	All-wheel Drive Estate Engine EJ18	856005	Outer Joint		27	22	56	87	66	M	
2.0 i 16V AWD (92 kW)	1998.06- 2000.12	MT			All-wheel Drive Estate Engine EJ20	856005	Outer Joint		27	22	56	87	66	M	
2.0 i AWD (85 kW)	1995.12- 2000.12			F	All-wheel Drive Estate Engine EJ20	856008	Outer Joint		27	30	56	87	66	I	
	1995.12- 2000.12	MT/AT		F	All-wheel Drive Estate Engine EJ20	856004	Outer Joint		27	30	56	87	68	M	
	1995.12- 2000.12			F	All-wheel Drive Estate Engine EJ20	856009	Outer Joint	44T	27	30	56	86.5	63	M	
2.0 i Turbo AWD (155 kW)	1994.03- 2000.12			F	All-wheel Drive Estate Engine EJ20	856008	Outer Joint		27	30	56	87	66	I	
	1994.03- 2000.12	MT&AT		F	All-wheel Drive Estate Engine EJ20	856004	Outer Joint		27	30	56	87	68	M	
	1994.03- 2000.12	AT		F	All-wheel Drive Estate Engine EJ20	856005	Outer Joint		27	22	56	87	66	M	
	1994.03- 2000.12			F	All-wheel Drive Estate Engine EJ20	856009	Outer Joint	44T	27	30	56	86.5	63	M	
2.0 Turbo GT AWD (160 kW)	1998.06- 2000.12	MT/AT		F	All-wheel Drive Estate Engine EJ205	856039	Outer Joint		27	30	56	87.1	58	M	
	1998.06- 2000.12			F	All-wheel Drive Estate Engine EJ205	856009	Outer Joint	44T	27	30	56	86.5	63	M	
IMPREZA (GF8)															
2.0	1997.01- 1999.12	MT/AT			Engine EJ20G	856040	Outer Joint		27	30	56	86.5	62.7	M	
2.0 4WD	1998.01-	MT			Engine EJ207	856040	Outer Joint		27	30	56	86.5	62.7	M	
IMPREZA (GFC)															
1.6 (66 kW)	1996.12- 2000.12	MT		F	Coupe Engine EJ16E	856005	Outer Joint		27	22	56	87	66	M	
1.6 AWD (66 kW)	1996.12- 2000.12	MT/AT		F	All-wheel Drive Coupe Engine EJ161	856004	Outer Joint		27	30	56	87	68	M	
2.0 (92 kW)	1998.09- 2000.09			F	Coupe	856009	Outer Joint	44T	27	30	56	86.5	63	M	
2.0 AWD (206 kW)	1998.09- 2000.09			F	All-wheel Drive Coupe Engine EJ205P	856009	Outer Joint	44T	27	30	56	86.5	63	M	
2.0 AWD (85 kW)	1995.12- 2000.12	MT/AT		F	All-wheel Drive Coupe Engine EJ20	856004	Outer Joint		27	30	56	87	68	M	
	1995.12- 2000.12			F	All-wheel Drive Coupe Engine EJ20	856009	Outer Joint	44T	27	30	56	86.5	63	M	
2.0 Turbo AWD (155 kW)	1996.12- 2000.12	MT/AT		F	All-wheel Drive Coupe Engine EJ20G	856039	Outer Joint		27	30	56	87.1	58	M	
	1996.12- 2000.12			F	All-wheel Drive Coupe Engine EJ20G	856009	Outer Joint	44T	27	30	56	86.5	63	M	
IMPREZA / WRX															
-	1994.02-			F	WRX	656004	Inner Joint		25	30	40	35.8	75.5		
	1998-				RX&WRX	656004	Inner Joint		25	30	40	35.8	75.5		
1.6 2WD	1993.04-	MT				656004	Inner Joint		25	30	40	35.8	75.5		
1.8 2WD	1993.04-					656004	Inner Joint		25	30	40	35.8	75.5		
1.8 4WD	1993.04-					656004	Inner Joint		25	30	40	35.8	75.5		
IMPREZA / WRX / STI															
2.0	1998-	MT			GC8/GF8 EJ207	656005	Inner Joint		25	29	40.1	37.5	68		
JUSTY (KA7)															
1.2	1988.11- 1994.02	ECVT			Engine EF12	856060	Outer Joint		27	21	50	108	48.7	M	
JUSTY (KA8)															
1.2	1988.11- 1994.03	MT/AT			Engine EF12	856060	Outer Joint		27	21	50	108	48.7	M	
1.2 4WD	1988.11- 1994.02	ECVT			Engine EF12	856060	Outer Joint		27	21	50	108	48.7	M	
JUSTY (KAD)															
1.0 (37 kW)	1987.05- 1995.10	MT/AT		F	Hatchback Engine EF10	856014	Outer Joint		24	19	50	108	51	M	
	1987.05- 1995.10			F	Hatchback Engine EF10	856031	Outer Joint		24	19	50	108	47	M	
	1987.05- 1995.10			F	Hatchback Engine EF10	856016	Outer Joint		27	19	50	108.5	51	M	
1.0 (40 kW)	1984.11- 1989.06	MT/AT		F	Hatchback Engine EF10	856014	Outer Joint		24	19	50	108	51	M	
	1984.11- 1989.06			F	Hatchback Engine EF10	856031	Outer Joint		24	19	50	108	47	M	
	1984.11- 1989.06			F	Hatchback Engine EF10	856016	Outer Joint		27	19	50	108.5	51	M	
1.0 4WD (37 kW)	1987.05- 1994.11			F	All-wheel Drive Hatchback Engine EF10	856006	Outer Joint		27	21	50	110	52.5	M	
	1987.05- 1994.11	MT/AT		F	All-wheel Drive Hatchback Engine EF10	856014	Outer Joint		24	19	50	108	51	M	
	1987.05- 1994.11				All-wheel Drive Hatchback Engine EF10	856031	Outer Joint		24	19	50	108	47	M	
1.0 4WD (40 kW)	1984.11- 1990.12			F	All-wheel Drive Hatchback Engine EF10	856006	Outer Joint		27	21	50	110	52.5	M	
	1984.11- 1990.12	MT/AT		F	All-wheel Drive Hatchback Engine EF10	856014	Outer Joint		24	19	50	108	51	M	
	1984.11- 1990.12				All-wheel Drive Hatchback Engine EF10	856031	Outer Joint		24	19	50	108	47	M	
1.2 (49 kW)	1987.05- 1995.10			F	Hatchback Engine EF12	856006	Outer Joint		27	21	50	110	52.5	M	
	1987.05- 1995.10	MT/AT		F	Hatchback Engine EF12	856014	Outer Joint		24	19	50	108	51	M	





	 YEAR	TRANSM	L/R	F/R	REMARKS	GSP Ref.	 PRODUCT	 ABS	Technical Specifications							
									A	B	C	H	L	P		
SUBARU JUSTY (KAD)																
1.2 4WD (49 kW)	1987.05- 1991.05			F	All-wheel Drive Hatchback Engine EF12	856006	Outer Joint		27	21	50	110	52.5	M		
	1987.05- 1991.05			F	All-wheel Drive Hatchback Engine EF12	899255	Outer Joint		24	21	50	108	51	M		
	1987.05- 1991.05	MT/AT		F	All-wheel Drive Hatchback Engine EF12	856030	Outer Joint		24	21	50	106.5	56	M		
1.2 4WD (50 kW)	1986.10- 1990.12			F	All-wheel Drive Hatchback Engine EF12	856006	Outer Joint		27	21	50	110	52.5	M		
	1986.10- 1990.12	MT/AT		F	All-wheel Drive Hatchback Engine EF12	856014	Outer Joint		24	19	50	108	51	M		
	1986.10- 1990.12			F	All-wheel Drive Hatchback Engine EF12	899255	Outer Joint		24	21	50	108	51	M		
1.2 4WD (55 kW)	1990.10- 1994.12			F	All-wheel Drive Hatchback Engine EF12	856006	Outer Joint		27	21	50	110	52.5	M		
JUSTY III (G3X)																
1.3 (69 kW)	2003.09-				All-wheel Drive Hatchback Engine M13A	857062	Outer Joint	43T	25	28	49	76	61	I		
LEGACY																
-				R		856029	Outer Joint		24	21	50	104	64.5	I		
	1990- 1996		L/R			256006	Drive Shaft		27	25	56	87	684			
	2001-					856020	Outer Joint		27	30	56	86.5	63	I		
1.6						656009	Inner Joint		23	30	40	35.8	75.5			
						256007	Drive Shaft		27	23	56	87	686.5			
2.0	1989-	MT/AT				656003	Inner Joint		25	25	40.1	34	83			
	1993-	MT			BD5A,BG5A,4WD EJ20E EJ20D	656006	Inner Joint		25	22	40	38.5	72			
2.2	1989-					656003	Inner Joint		25	25	40.1	34	83			
LEGACY (BC)																
1.8 (76 kW)	1989.01- 1993.12	MT/AT		F	Saloon Engine EJ18SPI	856004	Outer Joint		27	30	56	87	68	M		
1.8 4WD (76 kW)	1989.01- 1991.09			F	All-wheel Drive Saloon Engine EJ18SPI	856004	Outer Joint		27	30	56	87	68	M		
	1989.01- 1991.09			F	All-wheel Drive Saloon Engine EJ18SPI	856005	Outer Joint		27	22	56	87	66	M		
2.0 (85 kW)	1991.08- 1993.12	MT		F	Saloon Engine EJ20E	856003	Outer Joint		27	25	56	87.5	72.5	M		
2.0 4WD (85 kW)	1991.08- 1994.07	MT		F	All-wheel Drive Saloon Engine EJ20EMPI	856005	Outer Joint		27	22	56	87	66	M		
2.0 Turbo 4WD (147 kW)	1992.05- 1994.07	MT		F	All-wheel Drive Saloon Engine EJ20-GN	856004	Outer Joint		27	30	56	87	68	M		
2200 4WD (100 kW)	1989.01- 1994.07	MT		F	All-wheel Drive Saloon Engine EJ22EMPI	856004	Outer Joint		27	30	56	87	68	M		
	1989.01- 1994.07	AT		F	All-wheel Drive Saloon Engine EJ22EMPI	856005	Outer Joint		27	22	56	87	66	M		
LEGACY (BC, BJF)																
1.8 (76 kW)	1989.01- 1994.07	MT/AT		F	Estate Engine EJ18SPI	856004	Outer Joint		27	30	56	87	68	M		
1.8 4WD (76 kW)	1989.01- 1994.07			F	All-wheel Drive Estate Engine EJ18SPI	856004	Outer Joint		27	30	56	87	68	M		
	1989.01- 1994.07			F	All-wheel Drive Estate Engine EJ18SPI	856005	Outer Joint		27	22	56	87	66	M		
2.0 (85 kW)	1991.09- 1993.12	MT		F	Estate Engine EJ20EMPI	856003	Outer Joint		27	25	56	87.5	72.5	M		
2.0 4WD (85 kW)	1991.09- 1994.07	MT		F	All-wheel Drive Estate Engine EJ20EMPI	856005	Outer Joint		27	22	56	87	66	M		
2.0 Turbo Super 4WD (147 kW)	1992.05- 1994.07	MT		F	All-wheel Drive Estate Engine EJ20-GN	856004	Outer Joint		27	30	56	87	68	M		
2200 Super 4WD (100 kW)	1989.01- 1994.07	MT		F	All-wheel Drive Estate Engine EJ22EMPI	856004	Outer Joint		27	30	56	87	68	M		
	1989.01- 1994.07	AT		F	All-wheel Drive Estate Engine EJ22EMPI	856005	Outer Joint		27	22	56	87	66	M		
LEGACY (BE5)																
2.0	1998.12- 1999.04	4AT			Engine EJ20 TBO	856040	Outer Joint		27	30	56	86.5	62.7	M		
	1998.12- 1999.04	MT/AT			Engine EJ20	856040	Outer Joint		27	30	56	86.5	62.7	M		
LEGACY (BH5)																
2.0	1998.06-	4AT			Engine EJ206	856040	Outer Joint		27	30	56	86.5	62.7	M		
	1998.06-	MT/AT			Engine EJ201/EJ204	856040	Outer Joint		27	30	56	86.5	62.7	M		
LEGACY (BH9)																
2.5	1998.06-	4AT			Engine EJ254	856040	Outer Joint		27	30	56	86.5	62.7	M		
LEGACY (BHC)																
2.5	1998.06-	4AT			Engine EJ254	856040	Outer Joint		27	30	56	86.5	62.7	M		
LEGACY / WRX																
-	2001-				4WD	856028	Outer Joint		27	32	56	86.5	71.5	I		
LEGACY I																
1.8	1989.10-	AT	L/R		4WD	256002	Drive Shaft		27	25	56	87	686.5			
	1989.10-	MT	L/R		4WD	256002	Drive Shaft		27	25	56	87	686.5			
2.0	1994.04- 1999.10	AT	L/R		4WD	256002	Drive Shaft		27	25	56	87	686.5			
2.0 T	1991.10-	MT	L/R		4WD	256002	Drive Shaft		27	25	56	87	686.5			
2.2	1989.10-	AT	L/R		4WD	256002	Drive Shaft		27	25	56	87	686.5			
	1989.10-	MT	L/R		4WD	256002	Drive Shaft		27	25	56	87	686.5			
	1994.04- 1999.10	AT	L/R		4WD	256002	Drive Shaft		27	25	56	87	686.5			
	1994.04- 1999.10	AT	L/R		4WD	256002	Drive Shaft		27	25	56	87	686.5			
LEGACY II (BD, BG)																
2.0 i (85 kW)	1994.09- 1998.11	MT		F	Estate Engine EJ20EMPI	856005	Outer Joint		27	22	56	87	66	M		
	1994.09- 1999.03	MT		F	Saloon Engine EJ20E	856005	Outer Joint		27	22	56	87	66	M		





	 YEAR	TRANSM	L/R	F/R	REMARKS	GSP Ref.	 PRODUCT	 ABS	Technical Specifications						
									A	B	C	H	L	P	
SUBARU															
LEGACY II (BD, BG)															
2.0 i 4WD (85 kW)	1994.09- 1998.11	MT/AT		F	All-wheel Drive Estate Engine EJ20	856039	Outer Joint		27	30	56	87.1	58	M	
	1994.09- 1999.03	MT/AT		F	All-wheel Drive Saloon Engine EJ20	856039	Outer Joint		27	30	56	87.1	58	M	
	1994.09- 1998.11			F	All-wheel Drive Estate Engine EJ20	856008	Outer Joint		27	30	56	87	66	I	
	1994.09- 1999.03			F	All-wheel Drive Saloon Engine EJ20	856008	Outer Joint		27	30	56	87	66	I	
	1994.09- 1998.11	MT/AT		F	All-wheel Drive Estate Engine EJ20	856005	Outer Joint		27	22	56	87	66	M	
	1994.09- 1999.03	MT/AT		F	All-wheel Drive Saloon Engine EJ20	856005	Outer Joint		27	22	56	87	66	M	
2.2 i 4WD (94 kW)	1994.02- 1998.12	MT/AT		F	All-wheel Drive Estate Engine EJ22EMPI	856039	Outer Joint		27	30	56	87.1	58	M	
	1994.02- 1998.12			F	All-wheel Drive Estate Engine EJ22EMPI	856008	Outer Joint		27	30	56	87	66	I	
	1994.02- 1998.12	AT		F	All-wheel Drive Estate Engine EJ22EMPI	856005	Outer Joint		27	22	56	87	66	M	
	1994.09- 1999.03	MT/AT		F	All-wheel Drive Saloon Engine EJ22EMPI	856039	Outer Joint		27	30	56	87.1	58	M	
	1994.09- 1999.03			F	All-wheel Drive Saloon Engine EJ22EMPI	856008	Outer Joint		27	30	56	87	66	I	
	1994.09- 1999.03	MT/AT		F	All-wheel Drive Saloon Engine EJ22EMPI	856005	Outer Joint		27	22	56	87	66	M	
2.2 i 4WD (96 kW)	1996.06- 1998.11			F	All-wheel Drive Estate Engine EJ22EMPI	856008	Outer Joint		27	30	56	87	66	I	
	1996.06- 1999.03			F	All-wheel Drive Saloon Engine EJ22EMPI	856008	Outer Joint		27	30	56	87	66	I	
	1996.06- 1998.11	MT/AT		F	All-wheel Drive Estate Engine EJ22EMPI	856005	Outer Joint		27	22	56	87	66	M	
	1996.06- 1999.03	MT/AT		F	All-wheel Drive Saloon Engine EJ22EMPI	856005	Outer Joint		27	22	56	87	66	M	
LEGACY III (BE, BH)															
2.0 (92 kW)	1999.04- 2003.08			F	All-wheel Drive Saloon Engine EJ20	856026	Outer Joint	44T	27	30	56	86.5	63	I	
2.0 AWD (92 kW)	1998.12- 2003.08			F	All-wheel Drive Estate Engine EJ20	856026	Outer Joint	44T	27	30	56	86.5	63	I	
2.5 (115 kW)	1998.10- 2003.08			F	All-wheel Drive Saloon Engine EJ25	856026	Outer Joint	44T	27	30	56	86.5	63	I	
2.5 AWD (115 kW)	1998.12- 2003.08			F	All-wheel Drive Estate Engine EJ25	856026	Outer Joint	44T	27	30	56	86.5	63	I	
LEGACY IV															
2.0 (101 kW)	2003.10- 2005.07				All-wheel Drive Saloon Engine EJ20	856042	Outer Joint		27	30	52	76	54	M	
2.0 (121 kW)	2005.06-				All-wheel Drive Saloon Engine EJ20	856042	Outer Joint		27	30	52	76	54	M	
2.0 (132 kW)	2005.06-				All-wheel Drive Saloon	856042	Outer Joint		27	30	52	76	54	M	
2.0 (140 kW)	2005.06-				All-wheel Drive Saloon	856042	Outer Joint		27	30	52	76	54	M	
2.0 D (110 kW)	2008.02-				All-wheel Drive Saloon Engine	856042	Outer Joint		27	30	52	76	54	M	
2.0 R (110 kW)	2007.09-				All-wheel Drive Saloon Engine EJ204	856042	Outer Joint		27	30	52	76	54	M	
2.5 (121 kW)	2003.10- 2005.07				All-wheel Drive Saloon Engine EJ25	856042	Outer Joint		27	30	52	76	54	M	
2.5 i (127 kW)	2007.09-				All-wheel Drive Saloon Engine EJ25	856042	Outer Joint		27	30	52	76	54	M	
3.0 R (180 kW)	2003.10- 2006.11				All-wheel Drive Saloon Engine EZ30	856042	Outer Joint		27	30	52	76	54	M	
LEGACY IV (B13_)															
2.0 AWD (101 kW)	2003.10- 2005.07				All-wheel Drive Estate Engine EJ20	856042	Outer Joint		27	30	52	76	54	M	
2.0 AWD (121 kW)	2005.08- 2008.03				All-wheel Drive Estate Engine EJ20	856042	Outer Joint		27	30	52	76	54	M	
2.0 AWD (132 kW)	2005.06-				All-wheel Drive Estate	856042	Outer Joint		27	30	52	76	54	M	
2.0 AWD (140 kW)	2005.06-				All-wheel Drive Estate	856042	Outer Joint		27	30	52	76	54	M	
2.0 R AWD (110 kW)	2007.09-				All-wheel Drive Estate Engine EJ204	856042	Outer Joint		27	30	52	76	54	M	
2.5 AWD (121 kW)	2003.09-				All-wheel Drive Estate Engine EJ25	856042	Outer Joint		27	30	52	76	54	M	
3.0 R AWD (180 kW)	2003.10- 2006.11				All-wheel Drive Estate Engine EZ30	856042	Outer Joint		27	30	52	76	54	M	
LEONE															
-	1979- 1984				2WD	656001	Inner Joint		23	22	40	35.2	69.2		
1.3 (45 kW)	1979.03- 1984.10	MT		F	Estate Engine EA65	856011	Outer Joint		30	22	52	137.5	53.5	M	
	1979.03- 1984.10	MT		F	Hatchback Engine EA65	856011	Outer Joint		30	22	52	137.5	53.5	M	
1.6 (63 kW)	1979.03- 1984.10	MT		F	Estate Engine EA71	856011	Outer Joint		30	22	52	137.5	53.5	M	
	1979.03- 1984.10	MT		F	Hatchback Engine EA71	856011	Outer Joint		30	22	52	137.5	53.5	M	
1.6 4WD (52 kW)	1979.03- 1984.10	MT		F	All-wheel Drive Estate Engine EA71	856012	Outer Joint		30	23	52	137.5	53.5	M	
1.6/1.8	1979.01- 1984.12	MT/AT	L/R		4WD	256020	Drive Shaft		23	23	40	41	502.5		
1.8	1985.01- 1994.12	MT/AT	L/R	F		256001	Drive Shaft		30	23	58	137.5	695		
1.8 4WD (59 kW)	1980.09- 1984.10	MT		F	All-wheel Drive Estate Engine EA81	856012	Outer Joint		30	23	52	137.5	53.5	M	
	1980.09- 1984.10	MT		F	All-wheel Drive Hatchback Engine EA81	856012	Outer Joint		30	23	52	137.5	53.5	M	
1.8 Super 4WD (60 kW)	1980.09- 1984.10	MT		F	All-wheel Drive Estate Engine EA81	856012	Outer Joint		30	23	52	137.5	53.5	M	
1.8 Turismo 4WD (60 kW)	1980.09- 1984.10	MT		F	All-wheel Drive Hatchback Engine EA81	856012	Outer Joint		30	23	52	137.5	53.5	M	
LEONE (AB)															
1.3 (45 kW)	1979.03- 1984.10	MT		F	Saloon Engine EA65	856011	Outer Joint		30	22	52	137.5	53.5	M	
1.6 (63 kW)	1979.03- 1984.10	MT		F	Saloon Engine EA71	856011	Outer Joint		30	22	52	137.5	53.5	M	
1.8 4WD (59 kW)	1980.09- 1984.10	MT		F	All-wheel Drive Saloon Engine EA81	856012	Outer Joint		30	23	52	137.5	53.5	M	
1.8 4WD (60 kW)	1980.09- 1984.10	MT		F	All-wheel Drive Saloon Engine EA81	856012	Outer Joint		30	23	52	137.5	53.5	M	
LEONE II															
1.3 (48 kW)	1984.11- 1991.09	MT		F	Saloon Engine EA65	856001	Outer Joint		30	22	58	137.5	56	M	
1.6 (55 kW)	1984.11- 1991.09	MT		F	Saloon Engine EA71	856001	Outer Joint		30	22	58	137.5	56	M	
1.8 4WD (66 kW)	1984.11- 1990.12	MT		F	All-wheel Drive Estate Engine EA82	856013	Outer Joint		30	23	58	137.5	56	M	
	1984.11- 1990.12	MT		F	All-wheel Drive Saloon Engine EA82	856013	Outer Joint		30	23	58	137.5	56	M	





	 YEAR	TRANSM	L/R	F/R	REMARKS	GSP Ref.	 PRODUCT	 ABS	Technical Specifications						
									A	B	C	H	L	P	
SUBARU															
LEONE II															
1.8 4WD (72 kW)	1988.01- 1990.12				All-wheel Drive Saloon Engine EA82	856002	Outer Joint		30	25	58	139	57	M	
1.8 4WD (88 kW)	1988.01- 1990.12				All-wheel Drive Saloon Engine EA82	856002	Outer Joint		30	25	58	139	57	M	
1.8 4WD CAT (70 kW)	1986.07- 1991.09				All-wheel Drive Saloon Engine EA82	856002	Outer Joint		30	25	58	139	57	M	
1.8 Super 4WD (96 kW)	1989.03- 1990.12				All-wheel Drive Estate Engine EA82	856002	Outer Joint		30	25	58	139	57	M	
1.8 Super 4WD CAT (70 kW)	1986.07- 1992.02				All-wheel Drive Estate Engine EA82	856002	Outer Joint		30	25	58	139	57	M	
1.8 Super Turbo 4WD (100 kW)	1984.11- 1990.12				All-wheel Drive Estate Engine EA82	856002	Outer Joint		30	25	58	139	57	M	
1.8 Turbo 4WD (100 kW)	1984.11- 1990.12				All-wheel Drive Saloon Engine EA82	856002	Outer Joint		30	25	58	139	57	M	
1.8 Turbo 4WD (96 kW)	1989.03- 1990.12				All-wheel Drive Saloon Engine EA82	856002	Outer Joint		30	25	58	139	57	M	
LIBERO (E10, E12)															
1.0 4WD (37 kW)	1983.01- 1987.12			F	All-wheel Drive Bus Engine EF10	856007	Outer Joint		24	18	50	85.5	45.5	M	
1.2 4WD (38 kW)	1986.08- 2000.02			F	All-wheel Drive Bus Engine EF12	856007	Outer Joint		24	18	50	85.5	45.5	M	
1.2 i 4WD (40 kW)	1991.08- 2000.02			F	All-wheel Drive Bus Engine EF12	856007	Outer Joint		24	18	50	85.5	45.5	M	
LIBERTY															
-	1998-				2WD W=1690	656004	Inner Joint		25	30	40	35.8	75.5		
	2003-					656013	Inner Joint		25	29	35	77.5	110		
	2003-					856022	Outer Joint		27	30	52	77	54	I	
	2003-					256013	Drive Shaft		27	25	52	77	770		
2.0 T 4WD	1989.10- 1994.06					656004	Inner Joint		25	30	40	35.8	75.5		
2.2 4WD	1989- 1991.09			F		656004	Inner Joint		25	30	40	35.8	75.5		
	1991.10-					656004	Inner Joint		25	30	40	35.8	75.5		
2.5	1994.01-	MT/AT	L/R	F		256021	Drive Shaft		27	25	56	86.5	682.5		
2.5 4WD	1994-					656004	Inner Joint		25	30	40	35.8	75.5		
OUTBACK															
-	2000.01- 2002.10	MT/AT	L/R	F		256021	Drive Shaft		27	25	56	86.5	682.5		
OUTBACK (BE, BH)															
2.5 (115 kW)	2000.10- 2003.08			F	All-wheel Drive Estate Engine EJ25	856026	Outer Joint	44T	27	30	56	86.5	63	I	
3.0 H6 (154 kW)	2000.10- 2003.08			F	All-wheel Drive Estate Engine EZ30	856026	Outer Joint	44T	27	30	56	86.5	63	I	
OUTBACK (BL, BP)															
2.0 D (110 kW)	2008.09- 2009.09				All-wheel Drive Estate	856042	Outer Joint		27	30	52	76	54	M	
2.5 (121 kW)	2003.10- 2008.03				All-wheel Drive Estate Engine EJ25D	856042	Outer Joint		27	30	52	76	54	M	
2.5 (127 kW)	2008.09- 2009.09				All-wheel Drive Estate Engine EJ251	856042	Outer Joint		27	30	52	76	54	M	
3.0 (180 kW)	2003.10- 2008.03				All-wheel Drive Estate Engine EZ30	856042	Outer Joint		27	30	52	76	54	M	
OUTBACK (BM, BR)															
2.0 D (110 kW)	2009.09-				All-wheel Drive Estate Engine	856042	Outer Joint		27	30	52	76	54	M	
2.5 i (123 kW)	2009.09-				All-wheel Drive Estate Engine EJ253	856042	Outer Joint		27	30	52	76	54	M	
PICK UP															
1.8	1981-	MT			4WD	656002	Inner Joint		23	23	40	35.2	69.2		
1.8 4WD	1981-	MT	L/R			250172	Drive Shaft		30	23	52	137.5	653		
PLEO (RA1 / 2)															
660	1998.10-	CVT			Engine EN07 SPC	856052	Outer Joint		24	19	50	84	50	M	
660 4WD	1998.10-	CVT			Engine EN07 SPC	856052	Outer Joint		24	19	50	84	50	M	
REX III															
0.5 (28 kW)	1989.06- 1990.07	MT		F	Hatchback Engine EN05	856053	Outer Joint		24	18	50	108	49.5	M	
0.5 4WD (28 kW)	1989.06- 1990.07	MT		F	All-wheel Drive Hatchback Engine EN05	856053	Outer Joint		24	18	50	108	49.5	M	
0.5 Kompressor (45 kW)	1989.06- 1990.07	MT		F	Hatchback Engine EN05	856053	Outer Joint		24	18	50	108	49.5	M	
	1989.06- 1990.07			F	Hatchback Engine EN05	856031	Outer Joint		24	19	50	108	47	M	
0.7 (35 kW)	1990.07- 1992.03	MT		F	Hatchback Engine EN07E	856053	Outer Joint		24	18	50	108	49.5	M	
0.7 4WD (35 kW)	1990.07- 1992.03	MT		F	All-wheel Drive Hatchback Engine EN07E	856053	Outer Joint		24	18	50	108	49.5	M	
0.7 Kompressor 4WD (47 kW)	1990.07- 1992.02	MT		F	All-wheel Drive Hatchback Engine EN07SuperCharger	856053	Outer Joint		24	18	50	108	49.5	M	
	1990.07- 1992.02				All-wheel Drive Hatchback Engine EN07SuperCharger	856031	Outer Joint		24	19	50	108	47	M	
0.8 (31 kW)	1989.06- 1992.03	MT		F	Hatchback Engine EN08	856053	Outer Joint		24	18	50	108	49.5	M	
SAMBAR (KS4)															
660 4WD	1990.03- 1991.08	MT/AT			Engine EN07 SPC	856052	Outer Joint		24	19	50	84	50	M	
	1990.03- 1991.08	MT			Engine EN07	856052	Outer Joint		24	19	50	84	50	M	
	1990.03-	MT			Engine EN07 SPC	856052	Outer Joint		24	19	50	84	50	M	
SAMBAR (KV4)															
660 4WD	1990.03-	MT/AT			Engine EN07 SPC	856052	Outer Joint		24	19	50	84	50	M	
SHERPA															
-	1988- 1989			L		256017	Drive Shaft		24	23	50	108	535.5		
SVX															
-	1992- 1996			L/R		256006	Drive Shaft		27	25	56	87	684		





	 YEAR	TRANSM	L/R	F/R	REMARKS	GSP Ref.	 PRODUCT	 ABS	Technical Specifications									
									A	B	C	H	L	P				
SUBARU																		
VIVIO																		
0.7 (32 kW)	1992.08- 1998.12			F	Hatchback Engine EN07E	856007	Outer Joint		24	18	50	85.5	45.5	M				
660 4WD (32 kW)	1992.03- 1995.10			F	All-wheel Drive Hatchback Engine EN07E	856007	Outer Joint		24	18	50	85.5	45.5	M				
VIVIO (KK3)																		
660	1992.03- 1996.10	CVT			Engine EN07	856052	Outer Joint		24	19	50	84	50	M				
VIVIO (KK4)																		
660 4WD	1992.03- 1996.10	MT/CVT			Engine EN07 SPC	856052	Outer Joint		24	19	50	84	50	M				
VIVIO (KW3)																		
660	1994.05- 1995.09	CVT			Engine EN07	856052	Outer Joint		24	19	50	84	50	M				
VIVIO (KW4)																		
660 4WD	1992.03- 1993.08	5MT			Engine EN07	856052	Outer Joint		24	19	50	84	50	M				
VIVIO (KY3)																		
660	1993.05- 1994.02	CVT			Engine EN07 SPC	856052	Outer Joint		24	19	50	84	50	M				
XT (XT)																		
1.8 Turbo 4WD (100 kW)	1984.11- 1990.12				All-wheel Drive Coupe Engine EA82	856002	Outer Joint		30	25	58	139	57	M				
1.8 Turbo 4WD (88 kW)	1988.01- 1990.12				All-wheel Drive Coupe Engine EA82	856002	Outer Joint		30	25	58	139	57	M				
SUZUKI																		
AERIO (INDONESIA) (RH415)																		
1.5	2002.10-	MT&AT			Engine E12	857041	Outer Joint	42T	25	29	49	76	61	I				
ALTO																		
-					WAGON	657003	Inner Joint		22	18	35	37.5	69					
					WAGON	608018	Inner Joint		22	19	35	51.9	93.4					
ALTO (HA12S/V)																		
660	1998.10- 2000.12	MT			Engine F6A	857125	Outer Joint		23	24	49	78	56	I				
ALTO (HA22S)																		
660	1998.10- 2000.12	MT			Engine K6A	857125	Outer Joint		23	24	49	78	56	I				
	1999.05- 2000.12	CVT			Engine K6A	857125	Outer Joint		23	24	49	78	56	I				
ALTO (HA23S/V)																		
660	2000.12-	MT			Engine K6A	857125	Outer Joint		23	24	49	78	56	I				
ALTO (RF410)																		
1.1	2006- 2010					257128	Drive Shaft		23	22	49	77.5	570					
ALTO (SS80)																		
0.8 (29 kW)	1982.06- 1985.12			F	Hatchback Engine F8B	857006	Outer Joint		23	19	44	89.5	54.5	M				
ALTO / FRONTE / CERVO																		
1.0	2000-	MT				857022	Outer Joint		23	19	49	78	57	M				
ALTO II (EC)																		
0.8 (29 kW)	1986.01- 1993.11			F	Hatchback Engine F8B	832001	Outer Joint		23	18	44	89.5	50.5	M				
ALTO III (EF)																		
1.0 (39 kW)	1994.09- 2002.06		L	F	Hatchback Engine G10BB	257078	Drive Shaft		23	22	49	92	590					
	1994.09- 2002.06		R	F	Hatchback Engine G10BB	257077	Drive Shaft		23	22	49	92	823					
	1994.09- 2002.06	MT		F	Hatchback Engine G10BB	857007	Outer Joint		23	19	49	92	56.5	M				
	1994.09- 2002.06			F	Hatchback Engine G10BB	857013	Outer Joint		23	20	49	92	56.5	O				
	1994.09- 2002.06	MT		F	Hatchback Engine G10BB	857001	Outer Joint		23	20	49	92	56.5	I				
	1994.09- 2002.06	MT		F	Hatchback Engine G10BB	857048	Outer Joint		23	20	49	92	54.5	O				
	1994.09- 2002.06			F	Hatchback Engine G10BB	857008	Outer Joint		23	20	49	92	54.5	O				
1.0 (43 kW)	2000.01- 2002.06		L	F	Hatchback Engine G10BB	257078	Drive Shaft		23	22	49	92	590					
	2000.01- 2002.06		R	F	Hatchback Engine G10BB	257077	Drive Shaft		23	22	49	92	823					
	2000.01- 2002.06	MT		F	Hatchback Engine G10BB	857007	Outer Joint		23	19	49	92	56.5	M				
	2000.01- 2002.06	AT		F	Hatchback Engine G10BB	857013	Outer Joint		23	20	49	92	56.5	O				
	2000.01- 2002.06	MT		F	Hatchback Engine G10BB	857001	Outer Joint		23	20	49	92	56.5	I				
	2000.01- 2002.06	MT		F	Hatchback Engine G10BB	857048	Outer Joint		23	20	49	92	54.5	O				
	2000.01- 2002.06			F	Hatchback Engine G10BB	857008	Outer Joint		23	20	49	92	54.5	O				
ALTO IV (FF)																		
1.1 (46 kW)	2002.06- 2008.12	MT	L	F	Hatchback Engine F10D/F10DN	232008	Drive Shaft		23	22	49	78	567					
	2002.06- 2008.12			F	Hatchback Engine F10D/F10DN	857083	Outer Joint		23	19	49	77.5	57	O				
	2002.06- 2008.12			F	Hatchback Engine F10D/F10DN	857061	Outer Joint	43T	23	19	49	77.5	57	O				
BALENO																		
1.3 G13B	1995-	MT			GA11S	657002	Inner Joint		22	19	40	57.5	71					
1.8	1999-	MT				857029	Outer Joint		25	22	49	77	73	I				





	 YEAR	TRANSM	L/R	F/R	REMARKS	GSP Ref.	 PRODUCT	 ABS	Technical Specifications										
									A	B	C	H	L	P					
SUZUKI																			
BALENO (EG)																			
1.3 (52 kW)	1996.09- 2002.05	MT/AT		F	Hatchback Engine G13BA	857037	Outer Joint		25	19	49	76	60.5	I					
	1996.09- 2002.05	MT/AT		F	Saloon Engine G13BA	857037	Outer Joint		25	19	49	76	60.5	I					
1.3 16V (63 kW)	1997.03- 2002.05	MT/AT		F	Estate Engine G13BB	857037	Outer Joint		25	19	49	76	60.5	I					
1.3 i 16V (63 kW)	1995.07- 2002.05	MT/AT		F	Hatchback Engine G13BB	857037	Outer Joint		25	19	49	76	60.5	I					
	1995.07- 2002.05	MT/AT		F	Saloon Engine G13B	857037	Outer Joint		25	19	49	76	60.5	I					
1.6 i 16V (72 kW)	1995.07- 2002.05	MT/AT		F	Hatchback Engine G16B	857014	Outer Joint		25	21	49	76	61	M					
	1995.07- 2002.05	MT/AT		F	Saloon Engine G16B	857014	Outer Joint		25	21	49	76	61	M					
	1995.07- 2002.05	MT/AT		F	Hatchback Engine G16B	899089	Outer Joint		25	20	49	76	61	M					
	1995.07- 2002.05	MT/AT		F	Saloon Engine G16B	899089	Outer Joint		25	20	49	76	61	M					
	1995.07- 2002.05	MT/AT		F	Hatchback Engine G16B	857015	Outer Joint	42T	25	21	49	76	61	M					
	1995.07- 2002.05	MT/AT		F	Saloon Engine G16B	857015	Outer Joint	42T	25	21	49	76	61	M					
	1995.07- 2002.05			F	Hatchback Engine G16B	857002	Outer Joint	42T	25	20	49	76.5	61	I					
	1995.07- 2002.05			F	Saloon Engine G16B	857002	Outer Joint	42T	25	20	49	76.5	61	I					
	1996.08- 2002.05	MT/AT		F	Estate Engine G16B	857014	Outer Joint		25	21	49	76	61	M					
	1996.08- 2002.05	MT/AT		F	Estate Engine G16B	899089	Outer Joint		25	20	49	76	61	M					
	1996.08- 2002.05	MT/AT		F	Estate Engine G16B	857015	Outer Joint	42T	25	21	49	76	61	M					
	1996.08- 2002.05			F	Estate Engine G16B	857002	Outer Joint	42T	25	20	49	76.5	61	I					
1.6 i 16V 4x4 (72 kW)	1995.07- 2002.05	MT/AT		F	All-wheel Drive Hatchback Engine G16B	857014	Outer Joint		25	21	49	76	61	M					
	1995.07- 2002.05	MT/AT		F	All-wheel Drive Saloon Engine G16B	857014	Outer Joint		25	21	49	76	61	M					
	1995.07- 2002.05	MT/AT		F	All-wheel Drive Hatchback Engine G16B	899089	Outer Joint		25	20	49	76	61	M					
	1995.07- 2002.05	MT/AT		F	All-wheel Drive Saloon Engine G16B	899089	Outer Joint		25	20	49	76	61	M					
	1995.07- 2002.05	MT/AT		F	All-wheel Drive Hatchback Engine G16B	857015	Outer Joint	42T	25	21	49	76	61	M					
	1995.07- 2002.05	MT/AT		F	All-wheel Drive Saloon Engine G16B	857015	Outer Joint	42T	25	21	49	76	61	M					
	1995.07- 2002.05			F	All-wheel Drive Saloon Engine G16B	857016	Outer Joint		25	19	49	76.5	61	M					
	1996.08- 2002.05	MT/AT		F	All-wheel Drive Estate Engine G16B	857014	Outer Joint		25	21	49	76	61	M					
	1996.08- 2002.05	MT/AT		F	All-wheel Drive Estate Engine G16B	899089	Outer Joint		25	20	49	76	61	M					
	1996.08- 2002.05	MT/AT		F	All-wheel Drive Estate Engine G16B	857015	Outer Joint	42T	25	21	49	76	61	M					
	1996.08- 2002.05			F	All-wheel Drive Estate Engine G16B	857016	Outer Joint		25	19	49	76.5	61	M					
1.8 GTX (89 kW)	1996.03- 2002.05	MT/AT		F	Hatchback Engine J18A	857014	Outer Joint		25	21	49	76	61	M					
	1996.03- 2002.05	MT/AT		F	Saloon Engine J18A	857014	Outer Joint		25	21	49	76	61	M					
1.9 TD (55 kW)	1998.04- 2002.05	5MT		F	Hatchback	824050	Outer Joint	42T	25	29	49	75.5	61	I					
	1998.04- 2002.05	5MT		F	Saloon	824050	Outer Joint	42T	25	29	49	75.5	61	I					
	1998.04- 2002.05	5MT		F	Estate	819003	Outer Joint		25	29	49	75.5	61	I					
	1998.04- 2002.05	5MT		F	Hatchback	819003	Outer Joint		25	29	49	75.5	61	I					
	1998.04- 2002.05	5MT		F	Saloon	819003	Outer Joint		25	29	49	75.5	61	I					
	1998.04- 2002.05	5MT		F	Estate	824050	Outer Joint	42T	25	29	49	75.5	61	I					
BALENO / CULTUS																			
1.3	1995-	MT				608017	Inner Joint		22	19	35	54.4	86						
BALENO NEXTG (INDONESIA) (RM415)																			
1.5	2002.10-	MT&AT			Engine E12	857041	Outer Joint	42T	25	29	49	76	61	I					
CAPPUCINO (EA)																			
0.7 (47 kW)	1992.02- 1995.08	MT		R	Convertible Engine F6A	857007	Outer Joint		23	19	49	92	56.5	M					
CRESCENT																			
1.3	1995-	AT			GA11S G13B	857023	Outer Joint		25	21	49	76.5	61	I					
	1995-	AT				657005	Inner Joint		22	21	40	57.5	71						
CULTUS																			
1.3						608018	Inner Joint		22	19	35	51.9	93.4						
	1995-	AT			GA11S G13B	857023	Outer Joint		25	21	49	76.5	61	I					
	1995-	AT				657005	Inner Joint		22	21	40	57.5	71						
1.3 G13B	1995-	MT			GA11S	657002	Inner Joint		22	19	40	57.5	71						
1.6	1994- 1999	AT				657006	Inner Joint		26	22	40	54	73						
1.8	1999-	MT				857029	Outer Joint		25	22	49	77	73	I					
CULTUS BALENO (AA34S)																			
1.3	1988.09- 1990.07	5MT			Engine G13B	857018	Outer Joint		25	22	49	77	73	M					
	1988.09- 1990.07	AT			Engine G13B	857018	Outer Joint		25	22	49	77	73	M					
CULTUS BALENO (AK34S)																			
1.3	1992.01-	MT			Engine G13B	857018	Outer Joint		25	22	49	77	73	M					
CULTUS BALENO (GA11S)																			
1.3	1995.01- 2002.07	3AT			Engine G13B	857108	Outer Joint		25	19	49	76.5	60.5	M					
	1995.01- 2002.07	5MT			Engine G13B	857108	Outer Joint		25	19	49	76.5	60.5	M					
	1996.10- 2002.07	CVT			Engine G13B	857108	Outer Joint		25	19	49	76.5	60.5	M					





	 YEAR	TRANSM	L/R	F/R	REMARKS	GSP Ref.	 PRODUCT	 ABS	Technical Specifications										
									A	B	C	H	L	P					
SUZUKI																			
CULTUS BALENO (GA21S)																			
1.5	1995.01- 1996.02	4AT			Engine G15A	857152	Outer Joint		25	20	49	76.5	60.5	M					
	1995.01- 2002.07	4AT			Engine G15A	857152	Outer Joint		25	20	49	76.5	60.5	M					
CULTUS BALENO (GC21W)																			
1.5	1996.02- 2002.07	4AT			Engine G15A	857152	Outer Joint		25	20	49	76.5	60.5	M					
CULTUS CRESCENT WAGON (GC41W)																			
1.8	1996.02- 2002.07	5MT			Engine J18A	857018	Outer Joint		25	22	49	77	73	M					
ESCUDO VITARA																			
2.7 TX92W 4WD	2000.12- 2005.05	4AT/F			Engine H27A	857127	Outer Joint		26	30	48	116	65.5	M					
ESCUDO VITARA (TA02)																			
1.6	1997.11-	MT/AT			Engine G16A	857126	Outer Joint		26	29	48	116	65.5	M					
ESCUDO VITARA (TA11W)																			
2.0	1994.12- 1997.11	MT/AT			Engine H20A	857126	Outer Joint		26	29	48	116	65.5	M					
ESCUDO VITARA (TA31W)																			
2.0	1994.12- 1997.11	4AT			Engine RF TBO	857126	Outer Joint		26	29	48	116	65.5	M					
ESCUDO VITARA (TA52)																			
2.0	1997.11-	4AT			Engine J20A	857126	Outer Joint		26	29	48	116	65.5	M					
ESCUDO VITARA (TD02)																			
1.6	1997.11-	MT/AT			Engine G16A	857126	Outer Joint		26	29	48	116	65.5	M					
ESCUDO VITARA (TD11W)																			
2.0	1994.12- 1997.11	MT/AT			Engine H20A	857126	Outer Joint		26	29	48	116	65.5	M					
ESCUDO VITARA (TD31W)																			
2.0	1994.12- 1997.11	4AT			Engine RF TBO	857126	Outer Joint		26	29	48	116	65.5	M					
ESCUDO VITARA (TD52)																			
2.0	1997.11-	4AT			Engine J20A	857126	Outer Joint		26	29	48	116	65.5	M					
ESTEEM																			
1.3	1995-	AT			GA11S G13B	857023	Outer Joint		25	21	49	76.5	61	I					
	1995-	AT				657005	Inner Joint		22	21	40	57.5	71						
GRAND ESCUDO VITARA																			
2.7 TX92W 4WD	2000.05- 2005.05	4AT/F			Engine H27A	854007	Outer Joint		26	32	48	116	65.5	M					
GRAND VITARA / ESCUDO																			
-	2006-				JB416/JB420/JB627	857067	Outer Joint		28	22	58.2	82	58	I					
GRAND VITARA I (FT, GT)																			
1.6 (69 kW)	2001.01- 2005.12				All-wheel Drive Closed Off-Road Vehicle Engine G16B	857010	Outer Joint		26	22	48	116	65.5	I					
2.0 HDi 16V (80 kW)	2001.07- 2005.09			F	All-wheel Drive Closed Off-Road Vehicle Engine RHW	857009	Outer Joint		26	30	48	116	65.5	I					
2.0 TD (64 kW)	1998.03- 2003.07	MT		F	All-wheel Drive Closed Off-Road Vehicle Engine RF	857009	Outer Joint		26	30	48	116	65.5	I					
2.5 V6 24V (106 kW)	1998.04- 2003.07	MT		F	All-wheel Drive Closed Off-Road Vehicle Engine H25A	857009	Outer Joint		26	30	48	116	65.5	I					
2.5 V6 24V (116 kW)	2004.08- 2005.12	MT		F	All-wheel Drive Closed Off-Road Vehicle Engine H25A	857009	Outer Joint		26	30	48	116	65.5	I					
2.7 4x4 (127 kW)	2001.09- 2003.07			F	All-wheel Drive Closed Off-Road Vehicle Engine H27A	857009	Outer Joint		26	30	48	116	65.5	I					
IGNIS (FH)																			
1.3 (61 kW)	2000.10- 2003.09	MT		F	Closed Off-Road Vehicle Engine M13A	857105	Outer Joint	43T	25	20	49	76	61	M					
	2000.10- 2003.09	MT		F	Closed Off-Road Vehicle Engine M13A	857039	Outer Joint	43T	23	19	49	78	57	M					
1.3 4WD (61 kW)	2000.10- 2003.09	5MT		F	All-wheel Drive Closed Off-Road Vehicle Engine M13A	857042	Outer Joint	43T	25	29	49	82	61	I					
IGNIS II																			
1.3 (69 kW)	2003.09- 2005.12			F	Closed Off-Road Vehicle Engine M13A	857062	Outer Joint	43T	25	28	49	76	61	I					
	2003.09- 2005.12			F	Closed Off-Road Vehicle Engine M13A	857081	Outer Joint		25	28	49	76	63	I					
1.3 4x4 (69 kW)	2003.09-			F	All-wheel Drive Closed Off-Road Vehicle Engine M13A	857042	Outer Joint	43T	25	29	49	82	61	I					
	2003.09-			F	All-wheel Drive Closed Off-Road Vehicle Engine M13A	857062	Outer Joint	43T	25	28	49	76	61	I					
1.3 DDiS (51 kW)	2003.09-			F	Closed Off-Road Vehicle Engine Z13DT	857062	Outer Joint	43T	25	28	49	76	61	I					
	2003.09-			F	Closed Off-Road Vehicle Engine Z13DT	857079	Outer Joint	43T	25	29	49	76	63	M					
1.5 (73 kW)	2003.09- 2005.12			F	Closed Off-Road Vehicle Engine M15A	857062	Outer Joint	43T	25	28	49	76	61	I					
1.5 4x4 (73 kW)	2004.04-			F	All-wheel Drive Closed Off-Road Vehicle Engine M15A	857042	Outer Joint	43T	25	29	49	82	61	I					
	2004.04-				All-wheel Drive Closed Off-Road Vehicle Engine M15A	857062	Outer Joint	43T	25	28	49	76	61	I					
JIMNY (FJ)																			
1.3 16V (59 kW)	1998.09-			R	Closed Off-Road Vehicle Engine G13BB	859117	Outer Joint		26	19	44	115.5	52	M					
1.3 16V (60 kW)	2001.02-		L/R	R	Closed Off-Road Vehicle Engine M13A	899354	Outer Joint		26	29	44	115.5	52	I					
	2001.02-			R	Closed Off-Road Vehicle Engine M13A	859117	Outer Joint		26	19	44	115.5	52	M					
	2001.02-		L/R	R	Closed Off-Road Vehicle Engine M13A	899354	Outer Joint		26	29	44	115.5	52	I					
	2001.02-			R	Closed Off-Road Vehicle Engine M13A	899354	Outer Joint		26	29	44	115.5	52	I					
1.3 16V 4WD (59 kW)	1998.09-				All-wheel Drive Closed Off-Road Vehicle Engine G13BB	859117	Outer Joint		26	19	44	115.5	52	M					
1.3 16V 4WD (60 kW)	2001.02-		L/R		All-wheel Drive Closed Off-Road Vehicle Engine M13A	899354	Outer Joint		26	29	44	115.5	52	I					
	2001.02-				All-wheel Drive Closed Off-Road Vehicle Engine M13A	859117	Outer Joint		26	19	44	115.5	52	M					





	 YEAR	TRANSM	L/R	F/R	REMARKS	GSP Ref.	 PRODUCT	 ABS	Technical Specifications					
									A	B	C	H	L	P
SUZUKI														
JIMNY (FJ)														
1.3 16V 4WD (60 kW)	2001.02-		L/R		All-wheel Drive Closed Off-Road Vehicle Engine M13A	899354	Outer Joint		26	29	44	115.5	52	I
	2001.02-				All-wheel Drive Closed Off-Road Vehicle Engine M13A	899354	Outer Joint		26	29	44	115.5	52	I
1.3 16V 4x4 (63 kW)	2005.08-				All-wheel Drive Closed Off-Road Vehicle Engine M13A	859117	Outer Joint		26	19	44	115.5	52	M
	2005.08-		L/R		All-wheel Drive Closed Off-Road Vehicle Engine M13A	899354	Outer Joint		26	29	44	115.5	52	I
	2005.08-				All-wheel Drive Closed Off-Road Vehicle Engine M13A	899354	Outer Joint		26	29	44	115.5	52	I
1.5 DDiS 4WD (48 kW)	2003.12-		L/R		All-wheel Drive Closed Off-Road Vehicle Engine K9K700	899354	Outer Joint		26	29	44	115.5	52	I
	2003.12-		L/R		All-wheel Drive Closed Off-Road Vehicle Engine K9K700	899354	Outer Joint		26	29	44	115.5	52	I
	2003.12-				All-wheel Drive Closed Off-Road Vehicle Engine K9K700	899354	Outer Joint		26	29	44	115.5	52	I
1.5 DDiS 4x4 (63 kW)	2005.08-		L/R		All-wheel Drive Closed Off-Road Vehicle Engine K9K266	899354	Outer Joint		26	29	44	115.5	52	I
	2005.08-		L/R		All-wheel Drive Closed Off-Road Vehicle Engine K9K266	899354	Outer Joint		26	29	44	115.5	52	I
	2005.08-				All-wheel Drive Closed Off-Road Vehicle Engine K9K266	899354	Outer Joint		26	29	44	115.5	52	I
JIMNY / SIERRA / SAMURAI (JA51)														
1.3	1984.01- 1990.01	MT/AT			Engine G13A	857033	Outer Joint		26	22	44.5	136.5	50.5	M
JIMNY / SIERRA / SAMURAI (JB31W)														
1.3	1993.05- 1995.11	MT/AT			Engine G13B	857033	Outer Joint		26	22	44.5	136.5	50.5	M
KARIMUN														
-						857076	Outer Joint		23	19	49	78	57	O
						657034	Inner Joint		22	19	35.4	58	107	
KEI (HN11S)														
660	1998.10- 1999.10	3AT			Engine F6A TBO	857125	Outer Joint		23	24	49	78	56	I
KEI (HN21S)														
660	1998.10- 2000.10	5MT			Engine K6A	857125	Outer Joint		23	24	49	78	56	I
KEI (HN22S)														
660	2001.04-	5MT			Engine K6A	857125	Outer Joint		23	24	49	78	56	I
LIANA (ER)														
1.3 (66 kW)	2001.07- 2007.12	5MT		F	Estate Engine M13A	824050	Outer Joint	42T	25	29	49	75.5	61	I
	2001.07- 2007.12	5MT		F	Estate Engine M13A	819003	Outer Joint		25	29	49	75.5	61	I
	2002.03-			F	Saloon Engine M13A	824050	Outer Joint	42T	25	29	49	75.5	61	I
	2002.03-			F	Saloon Engine M13A	819003	Outer Joint		25	29	49	75.5	61	I
1.6 (76 kW)	2001.07- 2007.12	MT/AT		F	Estate Engine M16A	824050	Outer Joint	42T	25	29	49	75.5	61	I
	2001.07- 2007.12	MT/AT		F	Estate Engine M16A	819003	Outer Joint		25	29	49	75.5	61	I
	2002.03-			F	Saloon Engine M16A	824050	Outer Joint	42T	25	29	49	75.5	61	I
	2002.03-			F	Saloon Engine M16A	819003	Outer Joint		25	29	49	75.5	61	I
1.6 (79 kW)	2005.01- 2007.12			F	Estate Engine M16A	824050	Outer Joint	42T	25	29	49	75.5	61	I
	2005.01-			F	Saloon Engine M16A	824050	Outer Joint	42T	25	29	49	75.5	61	I
1.6 4WD (76 kW)	2001.07- 2007.12	MT/AT		F	All-wheel Drive Estate Engine M16A	824050	Outer Joint	42T	25	29	49	75.5	61	I
	2001.07- 2007.12	MT/AT			All-wheel Drive Estate Engine M16A	819003	Outer Joint		25	29	49	75.5	61	I
	2002.03-			F	All-wheel Drive Saloon Engine M16A	824050	Outer Joint	42T	25	29	49	75.5	61	I
	2002.03-				All-wheel Drive Saloon Engine M16A	819003	Outer Joint		25	29	49	75.5	61	I
1.6 4WD (78 kW)	2002.04- 2007.12			F	All-wheel Drive Estate Engine M16A	824050	Outer Joint	42T	25	29	49	75.5	61	I
	2002.04-			F	All-wheel Drive Saloon Engine M16A	824050	Outer Joint	42T	25	29	49	75.5	61	I
	2002.04- 2007.12				All-wheel Drive Estate Engine M16A	819003	Outer Joint		25	29	49	75.5	61	I
1.6 4WD (79 kW)	2005.01- 2007.12			F	All-wheel Drive Estate Engine M16A	824050	Outer Joint	42T	25	29	49	75.5	61	I
	2005.01- 2007.12			F	All-wheel Drive Saloon Engine M16A	824050	Outer Joint	42T	25	29	49	75.5	61	I
1.6 i (78 kW)	2002.04- 2007.12			F	Estate Engine M16A	824050	Outer Joint	42T	25	29	49	75.5	61	I
	2002.04- 2007.12			F	Estate Engine M16A	819003	Outer Joint		25	29	49	75.5	61	I
	2002.08- 2007.10			F	Saloon Engine M16A	824050	Outer Joint	42T	25	29	49	75.5	61	I
	2002.08- 2007.10			F	Saloon Engine M16A	819003	Outer Joint		25	29	49	75.5	61	I
SAMURAI (SJ)														
1.0 (33 kW)	1988.11- 2004.12				All-wheel Drive Closed Off-Road Vehicle Engine F10A	808004	Outer Joint		23	19	44	89	54	M
	1988.11- 2004.12				All-wheel Drive Closed Off-Road Vehicle Engine F10A	857034	Outer Joint		26	19	45	136.5	51.5	M
	1988.11- 2004.12			F	All-wheel Drive Closed Off-Road Vehicle Engine F10A	857020	Outer Joint		26	22	44.5	136.5	50.5	I
1.3 (44 kW)	1988.11- 2004.12				All-wheel Drive Closed Off-Road Vehicle Engine G13A	808004	Outer Joint		23	19	44	89	54	M
	1988.11- 2004.12	MT		F	All-wheel Drive Closed Off-Road Vehicle Engine G13A	857019	Outer Joint		26	22	47	136	51	M
	1988.11- 2004.12				All-wheel Drive Closed Off-Road Vehicle Engine G13A	857035	Outer Joint		26	22	48	116.5	65.5	M
	1988.11- 2004.12			F	All-wheel Drive Closed Off-Road Vehicle Engine G13A	857020	Outer Joint		26	22	44.5	136.5	50.5	I
1.3 (47 kW)	1988.11- 2004.12				All-wheel Drive Closed Off-Road Vehicle Engine G13A	808004	Outer Joint		23	19	44	89	54	M
	1988.11- 2004.12	MT		F	All-wheel Drive Closed Off-Road Vehicle Engine G13A	857019	Outer Joint		26	22	47	136	51	M
	1988.11- 2004.12				All-wheel Drive Closed Off-Road Vehicle Engine G13A	857035	Outer Joint		26	22	48	116.5	65.5	M
	1988.11- 2004.12			F	All-wheel Drive Closed Off-Road Vehicle Engine G13A	857020	Outer Joint		26	22	44.5	136.5	50.5	I





	 YEAR	TRANSM	L/R	F/R	REMARKS	GSP Ref.	 PRODUCT	 ABS	Technical Specifications										
									A	B	C	H	L	P					
SUZUKI SAMURAI (SJ)																			
1.3 (51 kW)	1988.11- 2004.12				All-wheel Drive Closed Off-Road Vehicle Engine G13BA	808004	Outer Joint		23	19	44	89	54	M					
	1988.11- 2004.12	MT		F	All-wheel Drive Closed Off-Road Vehicle Engine G13BA	857019	Outer Joint		26	22	47	136	51	M					
	1988.11- 2004.12				All-wheel Drive Closed Off-Road Vehicle Engine G13BA	857035	Outer Joint		26	22	48	116.5	65.5	M					
1.3 (59 kW)	2000.01- 2004.12				All-wheel Drive Closed Off-Road Vehicle Engine G13BA	808004	Outer Joint		23	19	44	89	54	M					
1.9 TD (46 kW)	1998.11- 2004.12				All-wheel Drive Closed Off-Road Vehicle Engine XUD9	808004	Outer Joint		23	19	44	89	54	M					
	1998.11- 2004.12				All-wheel Drive Closed Off-Road Vehicle Engine XUD9	857035	Outer Joint		26	22	48	116.5	65.5	M					
1.9 TD (47 kW)	1998.11- 2004.12				All-wheel Drive Closed Off-Road Vehicle	808004	Outer Joint		23	19	44	89	54	M					
SJ 410																			
1.0 (33 kW)	1981.09- 1988.12			F	All-wheel Drive Closed Off-Road Vehicle Engine F10A	857020	Outer Joint		26	22	44.5	136.5	50.5	I					
SJ 410 CABRIO																			
1.0 (33 kW)	1981.09- 1988.12			F	All-wheel Drive Open Off-Road Vehicle Engine F10A	857020	Outer Joint		26	22	44.5	136.5	50.5	I					
SJ 413																			
1.3 (44 kW)	1986.08- 1990.08	MT		F	All-wheel Drive Closed Off-Road Vehicle Engine G13A	857019	Outer Joint		26	22	47	136	51	M					
	1986.08- 1990.08				All-wheel Drive Closed Off-Road Vehicle Engine G13A	857035	Outer Joint		26	22	48	116.5	65.5	M					
1.3 (47 kW)	1984.09- 1988.12	MT		F	All-wheel Drive Closed Off-Road Vehicle Engine G13A	857019	Outer Joint		26	22	47	136	51	M					
	1984.09- 1988.12				All-wheel Drive Closed Off-Road Vehicle Engine G13A	857035	Outer Joint		26	22	48	116.5	65.5	M					
SPLASH																			
1.3 CDTi (55 kW)	2008.01-			F	Hatchback Engine D13A/Z13DTJ	857100	Outer Joint		25	21	49	82.5	64	M					
SPRINT FIREFLY																			
-					ALGERIA	608018	Inner Joint		22	19	35	51.9	93.4						
SUPER CARRY (ED)																			
1.0 (30 kW)	1994.09- 1999.03			R	Bus Engine F10A	857034	Outer Joint		26	19	45	136.5	51.5	M					
1.0 (31 kW)	1992.10- 1999.03			R	Bus Engine F10A	857034	Outer Joint		26	19	45	136.5	51.5	M					
1.0 (33 kW)	1985.10- 1999.03			R	Bus Engine F10A	857034	Outer Joint		26	19	45	136.5	51.5	M					
SWIFT																			
-	1989.01- 2000.07	AT	L			257009	Drive Shaft		23	22	49	92	565						
	1989.01- 2000.07	AT	R			257010	Drive Shaft		23	22	49	92	555						
1.3	1984.01- 1986.12				4 Cyl	657009	Inner Joint		22	19	40	57.5	70						
	1984.01- 1986.12	MT/AT	L		4 Cyl	257007	Drive Shaft		23	22	44	89.5	585						
	1984.01- 1986.12	MT/AT	R		4 Cyl	257008	Drive Shaft		23	22	44	89.5	567						
	1986.01- 1988.12	MT			4 Cyl	657009	Inner Joint		22	19	40	57.5	70						
	1986.01- 1988.12	MT	L		4 Cyl	257007	Drive Shaft		23	22	44	89.5	585						
	1986.01- 1988.12	MT	R		4 Cyl	257008	Drive Shaft		23	22	44	89.5	567						
	1995- 2000					857043	Outer Joint	42T	23	19	46	92	56.5	I					
	1995- 2000					808018	Outer Joint		23	19	46	92	56.5	I					
RS 415	2006-					657024	Inner Joint		22	28	38	59.5	85						
	2006-					657025	Inner Joint		22	28	40	56	60						
	2006-		R			299080	Drive Shaft	43T	25	22	49	82	641.5						
SWIFT (AA)																			
1.0 (37 kW)	1983.10- 1989.03	MT/AT		F	Hatchback Engine G10/G10A	808004	Outer Joint		23	19	44	89	54	M					
1.0 Turbo (52 kW)	1985.02- 1989.12			F	Hatchback Engine G10T	857006	Outer Joint		23	19	44	89.5	54.5	M					
1.3 (47 kW)	1986.08- 1989.03			F	Hatchback Engine G13A	808004	Outer Joint		23	19	44	89	54	M					
	1986.08- 1989.03			F	Hatchback Engine G13A	857006	Outer Joint		23	19	44	89.5	54.5	M					
1.3 (50 kW)	1984.10- 1989.03	MT/AT		F	Hatchback Engine G13A	808004	Outer Joint		23	19	44	89	54	M					
1.3 (54 kW)	1984.10- 1989.03	MT/AT		F	Hatchback Engine G13A	808004	Outer Joint		23	19	44	89	54	M					
	1984.10- 1989.03			F	Hatchback Engine G13A	857006	Outer Joint		23	19	44	89.5	54.5	M					
SWIFT (SF413)																			
1.3 i (50 kW)	1991.09- 1996.10	MT/AT		F	Convertible Engine G13BA	857007	Outer Joint		23	19	49	92	56.5	M					
	1991.09- 1996.10			F	Convertible Engine G13BA	857008	Outer Joint		23	20	49	92	54.5	O					
SWIFT (ZC11S)																			
1.3	2004.11-	4AT/F			Engine M13A	857042	Outer Joint	43T	25	29	49	82	61	I					
	2004.11-	5MT/F			Engine M13A	857042	Outer Joint	43T	25	29	49	82	61	I					
1.5	2004.11-	4AT/F			Engine M15A	857042	Outer Joint	43T	25	29	49	82	61	I					
SWIFT (ZD11S)																			
1.3 4WD	2004.11-	4AT/F			Engine M13A	857042	Outer Joint	43T	25	29	49	82	61	I					
	2004.11-	5MT/F			Engine M13A	857042	Outer Joint	43T	25	29	49	82	61	I					
SWIFT (ZD21S)																			
1.5 4WD	2004.11-	4AT/F			Engine M15A	857042	Outer Joint	43T	25	29	49	82	61	I					





	 YEAR	TRANSM	L/R	F/R	REMARKS	GSP Ref.	 PRODUCT	 ABS	Technical Specifications						
									A	B	C	H	L	P	
SUZUKI															
SWIFT II (AH, AJ)															
1.3 (50 kW)	1989.03- 2001.05	MT/AT		F	Saloon Engine G13A	857007	Outer Joint		23	19	49	92	56.5	M	
	1989.03- 2001.05	MT		F	Saloon Engine G13A	857001	Outer Joint		23	20	49	92	56.5	I	
	1989.03- 2001.05	MT		F	Saloon Engine G13A	699099	Inner Joint		22	19	35	51.5	86.5		
	1989.03- 2001.05			F	Saloon Engine G13A	857008	Outer Joint		23	20	49	92	54.5	O	
1.3 (52 kW)	1989.03- 1991.12	MT		F	Saloon Engine G13A	857007	Outer Joint		23	19	49	92	56.5	M	
	1989.03- 1991.12			F	Saloon Engine G13A	857006	Outer Joint		23	19	44	89.5	54.5	M	
	1989.03- 1991.12			F	Saloon Engine G13A	857008	Outer Joint		23	20	49	92	54.5	O	
1.6 (70 kW)	1989.11- 1991.12	MT/AT		F	Saloon Engine G16B	857011	Outer Joint		25	22	49	76.5	73	M	
	1989.11- 1991.12	MT/AT		F	Saloon Engine G16B	857003	Outer Joint		23	22	49	92	67	M	
1.6 4WD (70 kW)	1989.11- 1991.12	MT/AT		F	All-wheel Drive Saloon Engine G16B	857011	Outer Joint		25	22	49	76.5	73	M	
	1989.11- 1991.12	MT/AT		F	All-wheel Drive Saloon Engine G16B	857003	Outer Joint		23	22	49	92	67	M	
1.6 i (68 kW)	1990.01- 2001.05	MT/AT		F	Saloon Engine G16B	857011	Outer Joint		25	22	49	76.5	73	M	
	1990.01- 2001.05	MT/AT		F	Saloon Engine G16B	857003	Outer Joint		23	22	49	92	67	M	
1.6 i 4WD (68 kW)	1990.01- 2001.05	MT/AT		F	All-wheel Drive Saloon Engine G16B	857011	Outer Joint		25	22	49	76.5	73	M	
	1990.01- 2001.05	MT/AT		F	All-wheel Drive Saloon Engine G16B	857003	Outer Joint		23	22	49	92	67	M	
SWIFT II (EA, MA)															
1.0 (37 kW)	1989.03- 2001.05	MT		F	Hatchback Engine G10A	857012	Outer Joint		23	20	49	92	56.5	I	
	1989.03- 2001.05	AT		F	Hatchback Engine G10A	857013	Outer Joint		23	20	49	92	56.5	O	
	1989.03- 2001.05	MT/AT		F	Hatchback Engine G10A	857007	Outer Joint		23	19	49	92	56.5	M	
	1989.03- 2001.05	MT/AT		F	Hatchback Engine G10A	699099	Inner Joint		22	19	35	51.5	86.5		
1.0 i (39 kW)	1991.09- 2001.05			F	Hatchback Engine G10A	857013	Outer Joint		23	20	49	92	56.5	O	
	1991.09- 2001.05	MT/AT		F	Hatchback Engine G10A	857007	Outer Joint		23	19	49	92	56.5	M	
	1991.09- 2001.05	MT		F	Hatchback Engine G10A	857001	Outer Joint		23	20	49	92	56.5	I	
	1991.09- 2001.05	MT/AT		F	Hatchback Engine G10A	699099	Inner Joint		22	19	35	51.5	86.5		
1.0 i (40 kW)	1989.03- 1991.12			F	Hatchback Engine G10A	857012	Outer Joint		23	20	49	92	56.5	I	
	1989.03- 1991.12	AT		F	Hatchback Engine G10A	857013	Outer Joint		23	20	49	92	56.5	O	
	1989.03- 1991.12	MT/AT		F	Hatchback Engine G10A	857007	Outer Joint		23	19	49	92	56.5	M	
	1989.03- 1991.12	MT		F	Hatchback Engine G10A	857001	Outer Joint		23	20	49	92	56.5	I	
	1989.03- 1991.12	MT/AT		F	Hatchback Engine G10A	699099	Inner Joint		22	19	35	51.5	86.5		
1.3 (50 kW)	1989.03- 2001.05	MT/AT		F	Hatchback Engine G13A	857007	Outer Joint		23	19	49	92	56.5	M	
	1989.03- 2001.05	MT		F	Hatchback Engine G13A	857001	Outer Joint		23	20	49	92	56.5	I	
	1989.03- 2001.05	MT		F	Hatchback Engine G13A	699099	Inner Joint		22	19	35	51.5	86.5		
	1989.03- 2001.05			F	Hatchback Engine G13A	857008	Outer Joint		23	20	49	92	54.5	O	
1.3 (52 kW)	1989.03- 1991.12	MT		F	Hatchback Engine G13A	857007	Outer Joint		23	19	49	92	56.5	M	
	1989.03- 1991.12			F	Hatchback Engine G13A	857006	Outer Joint		23	19	44	89.5	54.5	M	
	1989.03- 1991.12			F	Hatchback Engine G13A	857008	Outer Joint		23	20	49	92	54.5	O	
1.3 4WD (50 kW)	1989.03- 2001.05	MT		F	All-wheel Drive Hatchback Engine G13A	857007	Outer Joint		23	19	49	92	56.5	M	
1.3 4WD (52 kW)	1989.10- 1991.12	MT		F	All-wheel Drive Hatchback Engine G13A	857007	Outer Joint		23	19	49	92	56.5	M	
	1989.10- 1991.12				All-wheel Drive Hatchback Engine G13A	857006	Outer Joint		23	19	44	89.5	54.5	M	
1.3 GTi (74 kW)	1989.03- 2001.05	MT/AT		F	Hatchback Engine G13B	857007	Outer Joint		23	19	49	92	56.5	M	
	1989.03- 2001.05	AT		F	Hatchback Engine G13B	857011	Outer Joint		25	22	49	76.5	73	M	
	1989.03- 2001.05	AT		F	Hatchback Engine G13B	699099	Inner Joint		22	19	35	51.5	86.5		
SWIFT III															
1.0 (39-43 kW)	1996.10-	MT	L		Engine G10, Hungarian Production	257040	Drive Shaft		23	22	49	92	678		
	1996.10-	MT	R		Engine G10, Hungarian Production	257039	Drive Shaft		23	22	49	92	767		
SWIFT III (MZ, EZ)															
1.3 (68 kW)	2005.02-			F	Hatchback Engine M13A	857042	Outer Joint	43T	25	29	49	82	61	I	
	2005.02-		L	F	Hatchback Engine M13A	257166	Drive Shaft		25	22	49	82	651		
	2005.02-		R	F	Hatchback Engine M13A	257167	Drive Shaft		25	22	49	82	895		
	2005.02-		R	F	Hatchback Engine M13A	257169	Drive Shaft		25	22	49	82	641.5		
	2005.02-		L	F	Hatchback Engine M13A	257168	Drive Shaft		25	22	49	82	630		
1.3 4x4 (66 kW)	2006.01-			F	All-wheel Drive Hatchback Engine M13A	857042	Outer Joint	43T	25	29	49	82	61	I	
	2006.01-		L		All-wheel Drive Hatchback Engine M13A	257166	Drive Shaft		25	22	49	82	651		
	2006.01-		R		All-wheel Drive Hatchback Engine M13A	257167	Drive Shaft		25	22	49	82	895		
	2006.01-		R		All-wheel Drive Hatchback Engine M13A	257169	Drive Shaft		25	22	49	82	641.5		
	2006.01-		L		All-wheel Drive Hatchback Engine M13A	257168	Drive Shaft		25	22	49	82	630		
1.3 DDiS (51 kW)	2005.08-		R	F	Hatchback Engine Z13DT	250470	Drive Shaft	43T	25	23	49	82	631		
	2005.08-			F	Hatchback Engine Z13DT	857042	Outer Joint	43T	25	29	49	82	61	I	
1.3 DDiS (55 kW)	2005.08-		R	F	Hatchback Engine D13A/Z13DTJ	250470	Drive Shaft	43T	25	23	49	82	631		
	2005.08-			F	Hatchback Engine D13A/Z13DTJ	857042	Outer Joint	43T	25	29	49	82	61	I	





	 YEAR	TRANSM	L/R	F/R	REMARKS	GSP Ref.	 PRODUCT	 ABS	Technical Specifications							
									A	B	C	H	L	P		
SUZUKI																
SWIFT III (MZ, EZ)																
1.5 (75 kW)	2005.02-			F	Hatchback Engine M15A	857042	Outer Joint	43T	25	29	49	82	61	I		
	2005.02-			F	Hatchback Engine M15A	857095	Outer Joint	43T	25	29	49	82.5	57	M		
	2005.02-		R	F	Hatchback Engine M15A	257169	Drive Shaft		25	22	49	82	641.5			
1.6 (92 kW)	2006.10-			F	Hatchback Engine M16A	857092	Outer Joint		28	29	58	86.5	63	I		
	2006.10-		L/R	F	Hatchback Engine M16A	857117	Outer Joint		28	29	58	85	62	I		
SX4 (GY)																
1.5 (73 kW)	2006.06-			F	Hatchback Engine M15A	857092	Outer Joint		28	29	58	86.5	63	I		
SX4 (YA41)																
2.0	2006.05-	4AT			Engine J20A	857141	Outer Joint		28	30	58	85	62.5	M		
SX4 (YA41) 4WD																
2.0	2006.05-	4AT			Engine J20A	857141	Outer Joint		28	30	58	85	62.5	M		
TUTTO																
-						608018	Inner Joint		22	19	35	51.9	93.4			
VITARA (ET, TA)																
1.6 (59 kW)	1988.07- 1998.03				All-wheel Drive Closed Off-Road Vehicle Engine G16A(8V)	857035	Outer Joint		26	22	48	116.5	65.5	M		
	1988.07- 1998.03				All-wheel Drive Closed Off-Road Vehicle Engine G16A(8V)	857010	Outer Joint		26	22	48	116	65.5	I		
1.6 (60 kW)	1988.07- 1991.12				All-wheel Drive Closed Off-Road Vehicle Engine G16A(8V)	857035	Outer Joint		26	22	48	116.5	65.5	M		
	1988.07- 1991.12				All-wheel Drive Closed Off-Road Vehicle Engine G16A(8V)	857010	Outer Joint		26	22	48	116	65.5	I		
1.6 i 16V (71 kW)	1990.07- 1998.03				All-wheel Drive Closed Off-Road Vehicle Engine G16B	857035	Outer Joint		26	22	48	116.5	65.5	M		
	1990.07- 1998.03				All-wheel Drive Closed Off-Road Vehicle Engine G16B	857010	Outer Joint		26	22	48	116	65.5	I		
1.9 D (50 kW)	1995.01- 1998.03	MT		F	All-wheel Drive Closed Off-Road Vehicle Engine XUD9A	857017	Outer Joint		26	29	48	116	65.5	I		
1.9 D (55 kW)	1996.08- 1998.03	MT		F	All-wheel Drive Closed Off-Road Vehicle Engine XUD9SD	857017	Outer Joint		26	29	48	116	65.5	I		
2.0 16V (97 kW)	1996.12- 1998.03	MT		F	All-wheel Drive Closed Off-Road Vehicle Engine J20A	857017	Outer Joint		26	29	48	116	65.5	I		
2.0 TD (52 kW)	1994.12- 1998.03	MT		F	All-wheel Drive Closed Off-Road Vehicle Engine RF	857017	Outer Joint		26	29	48	116	65.5	I		
	1994.12- 1998.03			F	All-wheel Drive Closed Off-Road Vehicle Engine RF	857009	Outer Joint		26	30	48	116	65.5	I		
2.0 TD Intercooler (64 kW)	1995.12- 1998.03	MT		F	All-wheel Drive Closed Off-Road Vehicle Engine RF	857017	Outer Joint		26	29	48	116	65.5	I		
	1995.12- 1998.03			F	All-wheel Drive Closed Off-Road Vehicle Engine RF	857009	Outer Joint		26	30	48	116	65.5	I		
2.0 V6 24V (100 kW)	1994.12- 1998.03	MT		F	All-wheel Drive Closed Off-Road Vehicle Engine H20A	857017	Outer Joint		26	29	48	116	65.5	I		
2.5 V6 24V (118 kW)	1995.12- 1998.03	MT		F	All-wheel Drive Closed Off-Road Vehicle Engine H25A	857017	Outer Joint		26	29	48	116	65.5	I		
VITARA CABRIO (ET, TA)																
1.6 (59 kW)	1988.07- 1995.01				All-wheel Drive Open Off-Road Vehicle Engine G16A(8V)	857035	Outer Joint		26	22	48	116.5	65.5	M		
	1988.07- 1995.01				All-wheel Drive Open Off-Road Vehicle Engine G16A(8V)	857010	Outer Joint		26	22	48	116	65.5	I		
1.6 i 16V (71 kW)	1990.07- 1999.03				All-wheel Drive Open Off-Road Vehicle Engine G16B	857035	Outer Joint		26	22	48	116.5	65.5	M		
	1990.07- 1999.03				All-wheel Drive Open Off-Road Vehicle Engine G16B	857010	Outer Joint		26	22	48	116	65.5	I		
1.9 D (55 kW)	1996.08- 1999.03	MT		F	All-wheel Drive Open Off-Road Vehicle Engine XUD9SD	857017	Outer Joint		26	29	48	116	65.5	I		
2.0 16V (97 kW)	1996.12- 1999.03	MT		F	All-wheel Drive Open Off-Road Vehicle Engine J20A	857017	Outer Joint		26	29	48	116	65.5	I		
WAGON																
660	1998.09-	AT		F		857031	Outer Joint		23	19	49	78	57	I		
WAGON R																
-			L		MC11	257068	Drive Shaft	43T	23	22	49	77.5	548			
WAGON R (MC11S)																
660	1998.10- 2000.12	MT			Engine F6A	857125	Outer Joint		23	24	49	78	56	I		
WAGON R (MC21S)																
660	1998.10- 2000.12	CVT			Engine K6A	857125	Outer Joint		23	24	49	78	56	I		
	1998.12- 2000.12	MT&AT			Engine K6A	857125	Outer Joint		23	24	49	78	56	I		
WAGON R (MC22S)																
660	2000.12-	MT&AT			Engine K6A	857125	Outer Joint		23	24	49	78	56	I		
	2000.12-	CVT			Engine K6A	857125	Outer Joint		23	24	49	78	56	I		
WAGON R+ (EM)																
1.0 (48 kW)	1998.02- 2000.05	MT		F	MPV Engine K10A	857086	Outer Joint		23	19	44	89.6	50.7	M		
	1998.02- 2000.05			F	MPV Engine K10A	857024	Outer Joint		23	19	49	78	57	M		
	1998.02- 2000.05			F	MPV Engine K10A	856010	Outer Joint	41T	23	19	49	78	57	M		
1.2 (51 kW)	1998.02- 2000.05			F	MPV Engine K12A	857006	Outer Joint		23	19	44	89.5	54.5	M		
	1998.02- 2000.05			F	MPV Engine K12A	856010	Outer Joint	41T	23	19	49	78	57	M		
1.2 4WD (51 kW)	1998.02- 2000.05			F	All-wheel Drive MPV Engine K12A	856010	Outer Joint	41T	23	19	49	78	57	M		
WAGON R+ (MM)																
1.3 4WD (56 kW)	2001.10-	5MT			All-wheel Drive MPV Engine G13BB	844001	Outer Joint	43T	23	20	49	78	61	M		
	2001.10-			F	All-wheel Drive MPV Engine G13BB	856010	Outer Joint	41T	23	19	49	78	57	M		
1.3 4WD (69 kW)	2003.09-				All-wheel Drive MPV Engine M13A	844001	Outer Joint	43T	23	20	49	78	61	M		





	 YEAR	TRANSM	L/R	F/R	REMARKS	GSP Ref.	 PRODUCT	 ABS	Technical Specifications									
									A	B	C	H	L	P				
SUZUKI X-90 (EL)																		
1.6 i 16V (71 kW)	1995.09- 1997.12			R	OpenOff-RoadVehicle Engine G16B	857010	Outer Joint		26	22	48	116	65.5	I				
1.6 i 16V 4x4 (71 kW)	1995.09- 1997.12				All-wheel Drive Open Off-Road Vehicle Engine G16B	857010	Outer Joint		26	22	48	116	65.5	I				
TOYOTA 4 RUNNER																		
-	1986- 1995					659014	Inner Joint			24		83.3						
-	1996- 2002					859072	Outer Joint		30	34	69	123	66.5	I				
4 RUNNER (KZN18_, VZN18_, RZN18_)																		
3.0 Turbo-D (92 kW)	1995.11- 2002.11			F	All-wheel Drive Closed Off-Road Vehicle Engine 1KZ-T	859015	Outer Joint		26	27	60	162	65.5	I				
4 RUNNER (RN10_, VZN13_, VZN10_, RN13_)																		
3.0 Turbo-D (92 kW)	1993.10- 1996.03			F	All-wheel Drive Closed Off-Road Vehicle Engine 1KZ-T	859015	Outer Joint		26	27	60	162	65.5	I				
3.0 V6 (105 kW)	1990.07- 1995.11			F	All-wheel Drive Closed Off-Road Vehicle Engine 3VZ-E	859015	Outer Joint		26	27	60	162	65.5	I				
ALLION (AZT240)																		
2.0	2001-	CVT			Engine 1AZ-FSE	859294	Outer Joint	48T	26	27	63	97	60	M				
ALPHARD (ANH10W)																		
2.4	2002.05-	4AT/I			Engine 2AZ-FE	859175	Outer Joint	48T	26	27	63.3	100	59	M				
ALPHARD (ANH15W)																		
2.4 4WD	2002.05-	4AT/I			Engine 2AZ-FE	859175	Outer Joint	48T	26	27	63.3	100	59	M				
ALPHARD (ANH20,GGH20)																		
-	2008-					859245	Outer Joint		26	27	61.2	100	59	I				
ALPHARD (MNH10W)																		
3.0	2002.05-	4AT/I			Engine 1MZ-FE	859154	Outer Joint	48T	30	27	63.4	100	64.5	M				
ALPHARD (MNH15W)																		
3.0 4WD	2002.05-	4AT/I			Engine 1MZ-FE	859175	Outer Joint	48T	26	27	63.3	100	59	M				
ALPHARD (NH10W)																		
2.4	2002.05-	4AT/I			Engine 2AZ-FE	859175	Outer Joint	48T	26	27	63.3	100	59	M				
3.0	2002.05-	4AT/I			Engine 1MZ-FE	859154	Outer Joint	48T	30	27	63.4	100	64.5	M				
ALPHARD (NH15W)																		
2.4 4WD	2002.05-	4AT/I			Engine 2AZ-FE	859175	Outer Joint	48T	26	27	63.3	100	59	M				
3.0 4WD	2002.05-	4AT/I			Engine 1MZ-FE	859175	Outer Joint	48T	26	27	63.3	100	59	M				
ALPHARD / VELLFIRE (ANH20,GGH20)																		
-	2008-					859245	Outer Joint		26	27	61.2	100	59	I				
ALPHARD / VELLFIRE (ANH25,GGH25)																		
-4WD	2008-					859245	Outer Joint		26	27	61.2	100	59	I				
AURIS (NRE15_, ZZE15_, ADE15_, ZRE15_, NDE15_)																		
1.33 Dual-VVTi (73 kW)	2010.01-		L	F	Hatchback Engine 1NR-FE	259316	Drive Shaft		26	23	61.2	95.5	662					
	2010.01-		R	F	Hatchback Engine 1NR-FE	259317	Drive Shaft		26	23	61.2	95.5	941					
	2010.01-			F	Hatchback Engine 1NR-FE	859028	Outer Joint	48T	26	22	56	99	61	M				
1.33 Dual-VVTi (74 kW)	2009.05-	MT	L	F	Hatchback Engine 1NR-FE	259316	Drive Shaft		26	23	61.2	95.5	662					
	2009.05-	MT	R	F	Hatchback Engine 1NR-FE	259317	Drive Shaft		26	23	61.2	95.5	941					
	2009.05-			F	Hatchback Engine 1NR-FE	859028	Outer Joint	48T	26	22	56	99	61	M				
1.4 D-4D (66 kW)	2007.02-	MT	L	F	Hatchback Engine 1ND-TV	259268	Drive Shaft		26	20	61.2	95.5	665					
	2007.02-	MT	R	F	Hatchback Engine 1ND-TV	259447	Drive Shaft		26	20	61.2	95.5	943					
1.4 VVT-i (71 kW)	2007.02-	MT	L	F	Hatchback Engine 4ZZ-FE	259316	Drive Shaft		26	23	61.2	95.5	662					
	2007.02-	MT	R	F	Hatchback Engine 4ZZ-FE	259317	Drive Shaft		26	23	61.2	95.5	941					
1.6 (97 kW)	2009.05-	MT	L	F	Hatchback Engine 1ZR-FAE	259316	Drive Shaft		26	23	61.2	95.5	662					
	2009.05-	MT	R	F	Hatchback Engine 1ZR-FAE	259317	Drive Shaft		26	23	61.2	95.5	941					
	2009.05-		L	F	Hatchback Engine 1ZR-FAE	259268	Drive Shaft		26	20	61.2	95.5	665					
	2009.05-		R	F	Hatchback Engine 1ZR-FAE	259447	Drive Shaft		26	20	61.2	95.5	943					
1.6 VVT-i (91 kW)	2007.02-	MT	L	F	Hatchback Engine 1ZR-FE	259316	Drive Shaft		26	23	61.2	95.5	662					
	2007.02-	MT	R	F	Hatchback Engine 1ZR-FE	259317	Drive Shaft		26	23	61.2	95.5	941					
	2007.02-		L	F	Hatchback Engine 1ZR-FE	259268	Drive Shaft		26	20	61.2	95.5	665					
	2007.02-		R	F	Hatchback Engine 1ZR-FE	259447	Drive Shaft		26	20	61.2	95.5	943					
1.8 (108 kW)	2009.02-		L	F	Hatchback Engine 2ZR-FAE	259268	Drive Shaft		26	20	61.2	95.5	665					
	2009.02-		R	F	Hatchback Engine 2ZR-FAE	259447	Drive Shaft		26	20	61.2	95.5	943					
AURIS (UKP)																		
-					ZZE150/NZE151	859213	Outer Joint		26	23	61.2	95.5	54.5	I				
AURIS VAN (NDE15_)																		
1.4 D-4D (66 kW)	2007.03- 2013.04		L	F	Box Engine 1ND-TV	259268	Drive Shaft		26	20	61.2	95.5	665					
	2007.03- 2013.04		R	F	Box Engine 1ND-TV	259447	Drive Shaft		26	20	61.2	95.5	943					





	 YEAR	TRANSM	L/R	F/R	REMARKS	GSP Ref.	 PRODUCT	 ABS	Technical Specifications									
									A	B	C	H	L	P				
TOYOTA AVALON																		
-	1995- 1996					859061	Outer Joint		30	34	56	95.5	70	I				
	1995- 1996					859162	Outer Joint	48T	30	34	56	95.5	70	I				
AVENSIS																		
2.0	1999.01-	MT/AT			Engine 2CTE	859269	Outer Joint		26	23	56	99	59	M				
AVENSIS (ACM20)																		
2.0	2001-	MT/AT			Engine 1AZ-FE	859294	Outer Joint	48T	26	27	63	97	60	M				
AVENSIS (T25)																		
2.0 (108 kW)	2003.04- 2008.11			F	Estate Engine 1AZ-FSE	859226	Outer Joint	48T	26	25	58	93	63.5	M				
	2003.04- 2008.11			F	Saloon Engine 1AZ-FSE	859226	Outer Joint	48T	26	25	58	93	63.5	M				
2.0 D-4D (85 kW)	2003.04- 2008.11			F	Estate Engine 1CD-FTV	859226	Outer Joint	48T	26	25	58	93	63.5	M				
	2003.04-					859182	Outer Joint	48T	26	25	58	95.5	61.5	M				
	2003.04- 2008.11		L	F	Estate Engine 1CD-FTV	299107	Drive Shaft	48T	26	24	58	95.5	615					
	2003.04- 2008.11		L	F	Saloon Engine 1CD-FTV	299107	Drive Shaft	48T	26	24	58	95.5	615					
	2003.04- 2008.11		R	F	Estate Engine 1CD-FTV	299106	Drive Shaft	48T	26	24	58	95.5	957.5					
	2003.04- 2008.11		R	F	Saloon Engine 1CD-FTV	299106	Drive Shaft	48T	26	24	58	95.5	957.5					
2.0 D-4D (93 kW)	2006.07- 2008.11			F	Estate Engine 1AD-FTV	859226	Outer Joint	48T	26	25	58	93	63.5	M				
2.2 D-4D (110 kW)	2005.07- 2006.06			F	Estate Engine 2AD-FTV	859226	Outer Joint	48T	26	25	58	93	63.5	M				
	2005.07- 2006.06			F	Saloon Engine 2AD-FTV	859226	Outer Joint	48T	26	25	58	93	63.5	M				
2.2 D-CAT (130 kW)	2006.07- 2008.11			F	Estate Engine 2AD-FHV	859226	Outer Joint	48T	26	25	58	93	63.5	M				
	2006.07- 2008.11			F	Saloon Engine 2AD-FHV	859226	Outer Joint	48T	26	25	58	93	63.5	M				
2.4 (120 kW)	2003.10- 2008.11			F	Estate Engine 2AZ-FSE	859226	Outer Joint	48T	26	25	58	93	63.5	M				
	2003.10- 2006.05			F	Saloon Engine 2AZ-FSE	859226	Outer Joint	48T	26	25	58	93	63.5	M				
2.4 (125 kW)	2003.09- 2008.11			F	Estate Engine 2AZ-FSE	859226	Outer Joint	48T	26	25	58	93	63.5	M				
	2003.09- 2008.11			F	Saloon Engine 2AZ-FSE	859226	Outer Joint	48T	26	25	58	93	63.5	M				
AVENSIS (T250)																		
2.0	2003.07- 2008.12	4AT/F			Engine 1AZ-FSE	899302	Outer Joint	48T	26	25	58	95.5	62	M				
AVENSIS (T250W)																		
2.0	2003.07- 2008.12	4AT/F			Engine 1AZ-FSE	899302	Outer Joint	48T	26	25	58	95.5	62	M				
AVENSIS (T251)																		
2.0	2005.06- 2008.12	5AT/F			Engine 2AZ-FSE	899302	Outer Joint	48T	26	25	58	95.5	62	M				
AVENSIS (T251W)																		
2.0	2005.06- 2008.12	5AT/F			Engine 2AZ-FSE	899302	Outer Joint	48T	26	25	58	95.5	62	M				
AVENSIS (T25_)																		
2.0 (108 kW)	2003.04- 2008.11			F	Hatchback Engine 1AZ-FSE	859226	Outer Joint	48T	26	25	58	93	63.5	M				
2.0 D-4D (85 kW)	2003.04- 2008.11		L	F	Hatchback Engine 1CD-FTV	299107	Drive Shaft	48T	26	24	58	95.5	615					
	2003.04- 2008.11		R	F	Hatchback Engine 1CD-FTV	299106	Drive Shaft	48T	26	24	58	95.5	957.5					
2.2 D-CAT (130 kW)	2006.07- 2008.11			F	Hatchback Engine 2AD-FHV	859226	Outer Joint	48T	26	25	58	93	63.5	M				
2.4 (120 kW)	2003.10- 2006.05			F	Hatchback Engine 2AZ-FSE	859226	Outer Joint	48T	26	25	58	93	63.5	M				
2.4 (125 kW)	2003.09- 2008.11			F	Hatchback Engine 2AZ-FSE	859226	Outer Joint	48T	26	25	58	93	63.5	M				
AVENSIS (ZRT27, ADT27)																		
2.2 D-4D (110 kW)	2009.02-		L/R	F	Estate Engine 2AD-FTV/2AD-FHV	859365	Outer Joint		30	26	61.2	99.5	62	I				
	2009.02-		L/R	F	Saloon Engine 2AD-FTV	859365	Outer Joint		30	26	61.2	99.5	62	I				
2.2 D-4D (130 kW)	2009.02-		L/R	F	Estate Engine 2AD-FHV	859365	Outer Joint		30	26	61.2	99.5	62	I				
	2009.02-		L/R	F	Saloon Engine 2AD-FHV	859365	Outer Joint		30	26	61.2	99.5	62	I				
AVENSIS (_T22_)																		
1.6 (74 kW)	1997.09- 2000.10			F	Saloon Engine 4A-FE	859028	Outer Joint	48T	26	22	56	99	61	M				
1.6 (81 kW)	1997.09- 2000.10			F	Saloon Engine 4A-FE	859028	Outer Joint	48T	26	22	56	99	61	M				
1.6 VVT-i (81 kW)	2000.10- 2003.02			F	Saloon Engine 3ZZ-FE	859028	Outer Joint	48T	26	22	56	99	61	M				
1.8 (81 kW)	1997.09- 2000.10			F	Saloon Engine 7A-FE	859022	Outer Joint	48T	26	23	56	99	61	M				
	1997.09- 2000.10			F	Saloon Engine 7A-FE	859028	Outer Joint	48T	26	22	56	99	61	M				
2.0 (94 kW)	1997.09- 2000.10			F	Saloon Engine 3S-FE	859022	Outer Joint	48T	26	23	56	99	61	M				
2.0 D-4D (81 kW)	1999.10- 2003.02	MT		F	Saloon Engine 1CD-FTV	859024	Outer Joint	48T	26	24	56	99	61	M				
2.0 TD (66 kW)	1997.09- 2003.02			F	Saloon Engine 2C-TE	859028	Outer Joint	48T	26	22	56	99	61	M				
AVENSIS LIFTBACK (_T22_)																		
1.6 (74 kW)	1997.09- 2000.10			F	Hatchback Engine 4A-FE	859028	Outer Joint	48T	26	22	56	99	61	M				
1.6 (81 kW)	1997.09- 2000.10			F	Hatchback Engine 4A-FE	859028	Outer Joint	48T	26	22	56	99	61	M				
1.6 VVT-i (81 kW)	2000.10- 2003.02			F	Hatchback Engine 3ZZ-FE	859028	Outer Joint	48T	26	22	56	99	61	M				
1.8 (81 kW)	1997.09- 2000.10			F	Hatchback Engine 7A-FE	859022	Outer Joint	48T	26	23	56	99	61	M				
	1997.09- 2000.10			F	Hatchback Engine 7A-FE	859028	Outer Joint	48T	26	22	56	99	61	M				
2.0 (94 kW)	1997.09- 2000.10			F	Hatchback Engine 3S-FE	859022	Outer Joint	48T	26	23	56	99	61	M				
2.0 D-4D (81 kW)	1999.10- 2003.02	MT		F	Hatchback Engine 1CD-FTV	859024	Outer Joint	48T	26	24	56	99	61	M				
2.0 TD (66 kW)	1997.09- 2003.02			F	Hatchback Engine 2C-TE	859028	Outer Joint	48T	26	22	56	99	61	M				





	 YEAR	TRANSM	L/R	F/R	REMARKS	GSP Ref.	 PRODUCT	 ABS	Technical Specifications								
									A	B	C	H	L	P			
TOYOTA																	
AVENSIS STATION WAGON (_T22_)																	
1.6 (74 kW)	1997.09- 2000.10			F	Estate Engine 4A-FE	859028	Outer Joint	48T	26	22	56	99	61	M			
1.6 (81 kW)	1997.09- 2000.10			F	Estate Engine 4A-FE	859028	Outer Joint	48T	26	22	56	99	61	M			
1.6 VVT-i (81 kW)	2000.10- 2003.02			F	Estate Engine 3ZZ-FE	859028	Outer Joint	48T	26	22	56	99	61	M			
1.8 (81 kW)	1997.09- 2000.10			F	Estate Engine 7A-FE	859022	Outer Joint	48T	26	23	56	99	61	M			
	1997.09- 2000.10			F	Estate Engine 7A-FE	859028	Outer Joint	48T	26	22	56	99	61	M			
2.0 (94 kW)	1997.09- 2000.10			F	Estate Engine 3S-FE	859022	Outer Joint	48T	26	23	56	99	61	M			
2.0 D-4D (81 kW)	1999.10- 2003.02	MT		F	Estate Engine 1CD-FTV	859024	Outer Joint	48T	26	24	56	99	61	M			
2.0 TD (66 kW)	1997.09- 2003.02			F	Estate Engine 2C-TE	859028	Outer Joint	48T	26	22	56	99	61	M			
AVENSIS VERSO (_CLM2_ , _ACM2_)																	
2.0 D-4D (85 kW)	2001.08- 2005.08	MT		F	MPV Engine 1CD-FTV	859042	Outer Joint	48T	30	27	63	100.5	64.5	I			
	2001.08- 2005.08	MT		F	MPV Engine 1CD-FTV	859024	Outer Joint	48T	26	24	56	99	61	M			
2.0 VVT-i (110 kW)	2001.08- 2009.11	MT/AT		F	MPV Engine 1AZ-FE	859043	Outer Joint	48T	26	27	58	96	62	I			
AYGO (WNB1_ , KGB1_)																	
1.0 (50 kW)	2005.07-			F	Hatchback Engine 1KR-FE	899128	Outer Joint		24	19	49.5	91	46	M			
	2005.07-		R	F	Hatchback Engine 1KR-FE	210231	Drive Shaft		24	23	49.5	91	841				
	2005.07-		L	F	Hatchback Engine 1KR-FE	210232	Drive Shaft		24	23	49.5	91	650				
1.4 HDi (40 kW)	2006.01- 2007.08		L	F	Hatchback Engine 2WZ-TV	259495	Drive Shaft		24	23	49.5	91	593				
BANDEIRANTES																	
-	1983.01- 1998.12	MT				859212	Outer Joint		30	27	55.5	178	61	I			
BLADE (AZE154)																	
-4WD	2006-					859245	Outer Joint		26	27	61.2	100	59	I			
BLADE (AZE156,GRE156)																	
-	2006-					859245	Outer Joint		26	27	61.2	100	59	I			
CALDINA (AT191G)																	
1.8	1996.01- 1997.09	MT/AT			Engine 7A-FE	859006	Outer Joint	48T	26	23	56	95.5	55	I			
CALDINA (AT211)																	
1.8	1997.09-	MT/AT			Engine 7A-FE	859006	Outer Joint	48T	26	23	56	95.5	55	I			
CALDINA (AZT241W)																	
2.0	2002-	AT			Engine 1AZ-FSE	859294	Outer Joint	48T	26	27	63	97	60	M			
CALDINA (ET196V)																	
1.5	1992.11- 2002.06	MT/AT			Engine 5E-FE	859005	Outer Joint		26	23	56	95.5	55	I			
CAMI (J100E)																	
1.3 4WD	1999.05- 2000.05	MT/AT			Engine HC-EJ	814037	Outer Joint	48T	24	19	52	94	81.5	M			
CAMI (J102E)																	
1.3 4WD	2000.05-	MT/AT			Engine K3-VE/K3-VET	814037	Outer Joint	48T	24	19	52	94	81.5	M			
CAMRY																	
-			R			259060	Drive Shaft		26	20	56	99.5	940				
	1987-					899111	Outer Joint		26	24	56	95.5	55	I			
	1988- 1991				2WD 4 Cyl	659010	Inner Joint		20	30	35	363	100.5				
	1988.01- 1992.05		L/R			259137	Drive Shaft	48T	26		56	96	515.4				
	1990.01- 1992.12	MT/AT	R		SV21-22 4 Cyl	259032	Drive Shaft		26	20	56	95.5	913.5				
	1992- 1995				4 Cyl	659007	Inner Joint		20	32	35	63.5	115.3				
	1992- 1996					659006	Inner Joint			34		33.2					
	1993- 2002					659024	Inner Joint		20	27	35	335	112				
	1993- 2002		L			259059	Drive Shaft		26	20	56	99.5	676.5				
	1993.01- 1997.07	MT/AT	L		4 Cyl SDU10	222005	Drive Shaft	48T	26	20	56	99.5	676.5				
	1993.01- 1997.07	MT/AT	R		4 Cyl SDU10	222006	Drive Shaft	48T	26	20	56	99.5	940				
	1997.01- 2002.09	MT/AT	L		20 Series 4 Cyl	222005	Drive Shaft	48T	26	20	56	99.5	676.5				
	1997.01- 2002.09	MT/AT	R		20 Series 4 Cyl	222006	Drive Shaft	48T	26	20	56	99.5	940				
	2002-					659026	Inner Joint		24	26	50	67	104				
	2002-					659025	Inner Joint		24	26	40	369	99.5				
	2002-					859106	Outer Joint		26	26	61	100	67	M			
	2002-					859188	Outer Joint	48T	26	26	61	100	67	M			
	2002-		R			259075	Drive Shaft	48T	26	24	61	100	941				
	2002-		L			259074	Drive Shaft	48T	26	24	61	100	667				
2.0						859138	Outer Joint	48T	26	24	70.05	100	67	M			
			R			259062	Drive Shaft	48T	26	24	70.05	100	955.5				
			L			259063	Drive Shaft	48T	26	24	70.05	100	658				
2.2	1998-	MT			SXV20 5S-FE	659033	Inner Joint		20	24	35	63.5	115.7				
	1998-					859066	Outer Joint		26	32	56	101	66	I			
2.4 (ACV30)	2003-		R			259062	Drive Shaft	48T	26	24	70.05	100	955.5				
3.0 V6	1997- 1999					831002	Outer Joint		30	26	56	95.5	62	M			





	 YEAR	TRANSM	L/R	F/R	REMARKS	GSP Ref.	 PRODUCT	 ABS	Technical Specifications									
									A	B	C	H	L	P				
TOYOTA CAMRY (ACV30)																		
2.4	2001-	AT			Engine 2AZ-FE	859294	Outer Joint	48T	26	27	63	97	60	M				
	2001.09-	4AT/F			Engine 2AZ-FE	859175	Outer Joint	48T	26	27	63.3	100	59	M				
CAMRY (ACZ35)																		
2.4 4WD	2001.09-	4AT/F			Engine 2AZ-FE	859175	Outer Joint	48T	26	27	63.3	100	59	M				
CAMRY (V2),SW																		
2.0 (SV21, SV25_) (89 kW)	1986- 1991	AT				859058	Outer Joint		26	30	56	95.5	62	I				
2.0 GLi 16V (SV21, SV25_) (94 kW)	1986- 1991	AT				859058	Outer Joint		26	30	56	95.5	62	I				
2.0 TD (CV20) (62-63 kW)	1986- 1991	AT				859058	Outer Joint		26	30	56	95.5	62	I				
CAMRY (_CV1_, _XV1_, _V1_)																		
2.2 (100 kW)	1991.06- 1996.08			F	Saloon Engine 5S-FE	859125	Outer Joint	48T	26	27	56	99.5	63	I				
	1991.06- 1996.08			F	Saloon Engine 5S-FE	859059	Outer Joint		26	32	56	101	64	I				
	1991.06- 1996.08	MT		F	Saloon Engine 5S-FE	831001	Outer Joint		26	27	56	99.5	63	I				
	1991.06- 1996.08	MT		F	Saloon Engine 5S-FE	859004	Outer Joint	48T	26	32	56	101	64	I				
3.0 (138 kW)	1991.06- 1996.08			F	Saloon Engine 3VZ-FE	859048	Outer Joint	48T	30	34	56	100.5	66	M				
	1991.06- 1996.08	MT		F	Saloon Engine 3VZ-FE	859009	Outer Joint	48T	30	27	56	100	67.5	I				
	1991.06- 1996.08	MT		F	Saloon Engine 3VZ-FE	859161	Outer Joint	48T	30	34	56	95.5	70	I				
	1991.06- 1996.08	MT/AT		F	Saloon Engine 3VZ-FE	859060	Outer Joint		30	34	56	95.5	70	I				
	1991.06- 1996.08	MT		F	Saloon Engine 3VZ-FE	859065	Outer Joint		30	27	56	100	67.5	I				
CAMRY (_CV2_, _XV2_)																		
2.2 (96 kW)	1996.08- 2001.11			F	Saloon Engine 5S-FE	859125	Outer Joint	48T	26	27	56	99.5	63	I				
	1996.08- 2001.11	MT		F	Saloon Engine 5S-FE	831001	Outer Joint		26	27	56	99.5	63	I				
	1996.08- 2001.11			F	Saloon Engine 5S-FE	859014	Outer Joint	48T	26	32	56	101	66	I				
3.0 24V (140 kW)	1996.08- 2001.11			F	Saloon Engine 1MZ-FE	859048	Outer Joint	48T	30	34	56	100.5	66	M				
CAMRY (_V1_)																		
1.8 (66 kW)	1983.02- 1986.10			F	Saloon Engine 1S-L	859062	Outer Joint		26	24	56	95.5	55	I				
	1983.02- 1986.10	MT		F	Saloon Engine 1S-L	859001	Outer Joint		26	24	56	95.5	55	I				
1.8 Turbo-D (54 kW)	1983.11- 1988.01			F	Saloon Engine 1C-TL	859062	Outer Joint		26	24	56	95.5	55	I				
	1983.11- 1988.01	MT		F	Saloon Engine 1C-TL	859001	Outer Joint		26	24	56	95.5	55	I				
2.0 (73 kW)	1986.04- 1988.01	MT		F	Saloon Engine 2S-E/2S-ELC	859001	Outer Joint		26	24	56	95.5	55	I				
2.0 GLi (79 kW)	1983.03- 1986.10	MT		F	Saloon Engine 2S-EL	859001	Outer Joint		26	24	56	95.5	55	I				
CAMRY (_V2_)																		
1.8 i (66 kW)	1986.10- 1988.08			F	Saloon Engine 1S-L	859062	Outer Joint		26	24	56	95.5	55	I				
	1986.10- 1988.08	MT		F	Saloon Engine 1S-L	859001	Outer Joint		26	24	56	95.5	55	I				
2.0 (94 kW)	1986.11- 1991.05	MT		F	Saloon Engine 3S-FE	859125	Outer Joint	48T	26	27	56	99.5	63	I				
	1986.11- 1991.05			F	Saloon Engine 3S-FE	859062	Outer Joint		26	24	56	95.5	55	I				
	1986.11- 1991.05	MT		F	Saloon Engine 3S-FE	859001	Outer Joint		26	24	56	95.5	55	I				
2.0 GLi 16V (89 kW)	1986.11- 1991.05	MT		F	Saloon Engine 3S-FE	859125	Outer Joint	48T	26	27	56	99.5	63	I				
	1986.11- 1991.05			F	Saloon Engine 3S-FE	859062	Outer Joint		26	24	56	95.5	55	I				
	1986.11- 1991.05	MT		F	Saloon Engine 3S-FE	859001	Outer Joint		26	24	56	95.5	55	I				
2.0 Turbo-D (62 kW)	1986.11- 1991.05			F	Saloon Engine 2C-T	859062	Outer Joint		26	24	56	95.5	55	I				
	1986.11- 1991.05	MT/AT		F	Saloon Engine 2C-T	859001	Outer Joint		26	24	56	95.5	55	I				
2.0 Turbo-D (63 kW)	1988.11- 1991.05			F	Saloon Engine 2C-T	859062	Outer Joint		26	24	56	95.5	55	I				
	1988.11- 1991.05	MT/AT		F	Saloon Engine 2C-T	859001	Outer Joint		26	24	56	95.5	55	I				
CAMRY / SOLARA																		
-	1983- 1988				4 Cyl (2WD)	659009	Inner Joint					24		79				
	1989- 1991				4 Cyl	859160	Outer Joint	48T	26	30	56	95.5	62	I				
	1989- 1991	AT			4 Cyl (2WD)	659009	Inner Joint					24		79				
	1992- 1996				6 Cyl	859061	Outer Joint		30	34	56	95.5	70	I				
	1992- 1996				6 Cyl	859162	Outer Joint	48T	30	34	56	95.5	70	I				
	1997- 2001				4 Cyl (2WD)	859183	Outer Joint	48T	26	24	56	100	61	M				
	1997- 2001				4 Cyl (2WD)	859215	Outer Joint		26	24	56	100	61	M				
CAMRY / VISTA / SCEPTER																		
-	1989- 1991	MT			SV21 3S-FE	631004	Inner Joint		20	27	35	63.5	123					
2.0	1990-	MT/AT			CV40, CV30 2C-T	631004	Inner Joint		20	27	35	63.5	123					
2.2	1998-	MT				859095	Outer Joint		26	24	56	99	61	M				
CAMRY GRACIA (SXV20)																		
2.2	1996.12- 2002.02	4AT			Engine 5S-FE	859012	Outer Joint	48T	26	27	56	100	63	M				
CAMRY LIFTBACK (_V1_)																		
1.8 (66 kW)	1983.02- 1986.10			F	Hatchback Engine 1S-L	859062	Outer Joint		26	24	56	95.5	55	I				
	1983.02- 1986.10	MT		F	Hatchback Engine 1S-L	859001	Outer Joint		26	24	56	95.5	55	I				
1.8 Turbo-D (54 kW)	1984.10- 1988.01			F	Hatchback Engine 1C-TL	859062	Outer Joint		26	24	56	95.5	55	I				
	1984.10- 1988.01	MT		F	Hatchback Engine 1C-TL	859001	Outer Joint		26	24	56	95.5	55	I				





	 YEAR	TRANSM	L/R	F/R	REMARKS	GSP Ref.	 PRODUCT	 ABS	Technical Specifications									
									A	B	C	H	L	P				
TOYOTA																		
CAMRY LIFTBACK (_V1_)																		
2.0 (73 kW)	1986.04- 1988.01	MT		F	Hatchback Engine 2S-ELC	859001	Outer Joint		26	24	56	95.5	55	I				
CAMRY STATION WAGON (_V2_)																		
1.8 (66 kW)	1986.11- 1988.08			F	Estate Engine 1S	859062	Outer Joint		26	24	56	95.5	55	I				
	1986.11- 1988.08	MT		F	Estate Engine 1S	859001	Outer Joint		26	24	56	95.5	55	I				
2.0 (94 kW)	1986.11- 1991.05	MT		F	Estate Engine 3S-FE	859125	Outer Joint	48T	26	27	56	99.5	63	I				
	1986.11- 1991.05			F	Estate Engine 3S-FE	859062	Outer Joint		26	24	56	95.5	55	I				
	1986.11- 1991.05	MT		F	Estate Engine 3S-FE	859001	Outer Joint		26	24	56	95.5	55	I				
2.0 GLi 16V (89 kW)	1986.11- 1991.05	MT		F	Estate Engine 3S-FE	859125	Outer Joint	48T	26	27	56	99.5	63	I				
	1986.11- 1991.05			F	Estate Engine 3S-FE	859062	Outer Joint		26	24	56	95.5	55	I				
	1986.11- 1991.05	MT		F	Estate Engine 3S-FE	859001	Outer Joint		26	24	56	95.5	55	I				
2.0 Turbo-D (62 kW)	1986.11- 1991.05			F	Estate Engine 2C-T	859062	Outer Joint		26	24	56	95.5	55	I				
	1986.11- 1991.05	MT		F	Estate Engine 2C-T	859001	Outer Joint		26	24	56	95.5	55	I				
2.0 Turbo-D (63 kW)	1988.11- 1991.05			F	Estate Engine 2C-T	859062	Outer Joint		26	24	56	95.5	55	I				
	1988.11- 1991.05	MT/AT		F	Estate Engine 2C-T	859001	Outer Joint		26	24	56	95.5	55	I				
2.5 (118 kW)	1990.01- 1991.05			F	Estate Engine 2VZ-FE	899115	Outer Joint		26	32	56	97.5	67	I				
CAMRY STATION WAGON (_XV1_, _CV1_, _V10)																		
2.2 (100 kW)	1992.03- 1996.07			F	Estate Engine 5S-FE	859125	Outer Joint	48T	26	27	56	99.5	63	I				
	1992.03- 1996.07	MT		F	Estate Engine 5S-FE	831001	Outer Joint		26	27	56	99.5	63	I				
	1992.03- 1996.07	MT		F	Estate Engine 5S-FE	859004	Outer Joint	48T	26	32	56	101	64	I				
3.0 (138 kW)	1992.03- 1996.07			F	Estate Engine 3VZ-FE	859048	Outer Joint	48T	30	34	56	100.5	66	M				
	1992.03- 1996.07	MT/AT		F	Estate Engine 3VZ-FE	859009	Outer Joint	48T	30	27	56	100	67.5	I				
	1992.03- 1996.07	MT/AT		F	Estate Engine 3VZ-FE	859161	Outer Joint	48T	30	34	56	95.5	70	I				
	1992.03- 1996.07	MT/AT		F	Estate Engine 3VZ-FE	859060	Outer Joint		30	34	56	95.5	70	I				
	1992.03- 1996.07	MT/AT		F	Estate Engine 3VZ-FE	859065	Outer Joint		30	27	56	100	67.5	I				
CAMRY VISTA (CV20)																		
2.0	1986.08- 1989.09	MT			Engine 2C-T	859003	Outer Joint		26	25	56	95.6	61	M				
	1989.09- 1990.06	MT/AT			Engine 2C-T	859011	Outer Joint		26	27	56	100	63	M				
CAMRY VISTA (CV30)																		
2.0	1990.07- 1994.06	MT/AT			Engine 2C-T	859011	Outer Joint		26	27	56	100	63	M				
	1990.07- 1994.06	MT/AT			Engine 2C-T	859012	Outer Joint	48T	26	27	56	100	63	M				
CAMRY VISTA (CV40)																		
2.2	1994.07- 1998.06	MT/AT			Engine 3C-T	859011	Outer Joint		26	27	56	100	63	M				
	1994.07- 1998.06	MT/AT			Engine 3C-T	859012	Outer Joint	48T	26	27	56	100	63	M				
CAMRY VISTA (SV21)																		
2.0	1986.08- 1990.06	AT			Engine 3S-GE	859003	Outer Joint		26	25	56	95.6	61	M				
	1989.09- 1990.06	MT			Engine 3S-FE	859011	Outer Joint		26	27	56	100	63	M				
CAMRY VISTA (SV25)																		
2.0 4WD	1987.10- 1990.06	MT			Engine 3S-FE	859011	Outer Joint		26	27	56	100	63	M				
CAMRY VISTA (SV32)																		
2.0	1990.01- 1994.06	MT			Engine 3S-FE	859011	Outer Joint		26	27	56	100	63	M				
	1990.07- 1994.06	MT			Engine 3S-FE	859012	Outer Joint	48T	26	27	56	100	63	M				
	1990.07- 1994.06	5MT			Engine 3S-FE	859089	Outer Joint		26	27	56	98	63	M				
	1990.07- 1994.06	AT			Engine 3S-FE	859203	Outer Joint		26	24	56	95.5	55	M				
CAMRY VISTA (SV33)																		
2.0	1990.01- 1991.01	MT			Engine 3S-FE	859011	Outer Joint		26	27	56	100	63	M				
	1990.07- 1994.06	5MT			Engine 3S-FE	859089	Outer Joint		26	27	56	98	63	M				
	1990.07- 1992.06	5MT			Engine 3S-GE	859089	Outer Joint		26	27	56	98	63	M				
	1990.07- 1994.06	AT			Engine 3S-FE	859203	Outer Joint		26	24	56	95.5	55	M				
2.0 4WS	1990.07- 1994.06	MT			Engine 3S-FE	859011	Outer Joint		26	27	56	100	63	M				
	1990.07- 1994.06	MT			Engine 3S-FE	859012	Outer Joint	48T	26	27	56	100	63	M				
CAMRY VISTA (VZV20)																		
2.0	1987.04- 1990.06	MT			Engine 1VZ-FE	859203	Outer Joint		26	24	56	95.5	55	M				
CAMRY VISTA (VZV30)																		
2.0	1990.07- 1992.06	5MT			Engine 1VZ-FE	859089	Outer Joint		26	27	56	98	63	M				
	1990.07- 1992.06	AT			Engine 1VZ-FE	859203	Outer Joint		26	24	56	95.5	55	M				
CAMRY VISTA (VZV31)																		
2.0 4WS	1990.07- 1992.06	5MT			Engine 1VZ-FE	859089	Outer Joint		26	27	56	98	63	M				
	1990.07- 1992.06	MT			Engine 1VZ-FE	859089	Outer Joint		26	27	56	98	63	M				
	1990.07- 1992.06	AT			Engine 1VZ-FE	859203	Outer Joint		26	24	56	95.5	55	M				
CAMRY VISTA (VZV32)																		
2.5	1991.05- 1994.06	AT			Engine 4VZ-FE	859203	Outer Joint		26	24	56	95.5	55	M				





	 YEAR	TRANSM	L/R	F/R	REMARKS	GSP Ref.	 PRODUCT	 ABS	Technical Specifications									
									A	B	C	H	L	P				
TOYOTA CAMRY VISTA (VZV33)																		
2.5 4WS	1991.05- 1994.06	AT			Engine 4VZ-FE	859203	Outer Joint		26	24	56	95.5	55	M				
CARINA E (T19_)																		
1.6 (73 kW)	1993.12- 1997.09	MT/AT		F	Hatchback Engine 4A-FE	859020	Outer Joint		26	23	56	96.5	55	I				
	1993.12- 1997.09	MT/AT		F	Hatchback Engine 4A-FE	859021	Outer Joint	48T	26	23	56	96.5	55	I				
	1993.12- 1997.09			F	Hatchback Engine 4A-FE	859004	Outer Joint	48T	26	32	56	101	64	I				
	1995.01- 1997.09	MT/AT		F	Saloon Engine 4A-FE	859020	Outer Joint		26	23	56	96.5	55	I				
	1995.01- 1997.09	MT/AT		F	Saloon Engine 4A-FE	859021	Outer Joint	48T	26	23	56	96.5	55	I				
1.6 (79 kW)	1993.01- 1997.09	MT/AT		F	Saloon Engine 4A-FE	859020	Outer Joint		26	23	56	96.5	55	I				
	1993.01- 1997.09	MT/AT		F	Saloon Engine 4A-FE	859021	Outer Joint	48T	26	23	56	96.5	55	I				
	1993.01- 1997.09			F	Saloon Engine 4A-FE	859004	Outer Joint	48T	26	32	56	101	64	I				
1.6 16V (78 kW)	1995.10- 1997.09	MT/AT		F	Hatchback Engine 4A-FE	859020	Outer Joint		26	23	56	96.5	55	I				
	1995.10- 1997.09	MT/AT		F	Hatchback Engine 4A-FE	859021	Outer Joint	48T	26	23	56	96.5	55	I				
1.6 16V (85 kW)	1994.12- 1997.09	MT/AT		F	Saloon Engine 4A-FE	859020	Outer Joint		26	23	56	96.5	55	I				
	1994.12- 1997.09	MT/AT		F	Saloon Engine 4A-FE	859021	Outer Joint	48T	26	23	56	96.5	55	I				
1.6 GLi (79 kW)	1992.04- 1997.09	MT/AT		F	Hatchback Engine 4A-FE	859020	Outer Joint		26	23	56	96.5	55	I				
	1992.04- 1997.09	MT/AT		F	Hatchback Engine 4A-FE	859021	Outer Joint	48T	26	23	56	96.5	55	I				
	1992.04- 1997.09			F	Hatchback Engine 4A-FE	859004	Outer Joint	48T	26	32	56	101	64	I				
	1993.01- 1997.09	MT/AT		F	Estate Engine 4A-FE	859020	Outer Joint		26	23	56	96.5	55	I				
	1993.01- 1997.09	MT/AT		F	Estate Engine 4A-FE	859021	Outer Joint	48T	26	23	56	96.5	55	I				
1.6 i (73 kW)	1995.02- 1997.09	MT/AT		F	Estate Engine 4A-FE	859020	Outer Joint		26	23	56	96.5	55	I				
	1995.02- 1997.09	MT/AT		F	Estate Engine 4A-FE	859021	Outer Joint	48T	26	23	56	96.5	55	I				
	1995.02- 1997.09			F	Estate Engine 4A-FE	859004	Outer Joint	48T	26	32	56	101	64	I				
1.8 (79 kW)	1995.01- 1997.09	MT/AT		F	Hatchback Engine 7A-FE	859020	Outer Joint		26	23	56	96.5	55	I				
	1995.01- 1997.09	MT/AT		F	Hatchback Engine 7A-FE	859021	Outer Joint	48T	26	23	56	96.5	55	I				
	1995.01- 1997.09			F	Hatchback Engine 7A-FE	859062	Outer Joint		26	24	56	95.5	55	I				
	1995.01- 1997.09			F	Hatchback Engine 7A-FE	859004	Outer Joint	48T	26	32	56	101	64	I				
1.8 i (79 kW)	1995.02- 1997.09	MT/AT		F	Estate Engine 7A-FE	859020	Outer Joint		26	23	56	96.5	55	I				
	1995.02- 1997.09	MT/AT		F	Estate Engine 7A-FE	859021	Outer Joint	48T	26	23	56	96.5	55	I				
	1995.02- 1997.09			F	Estate Engine 7A-FE	859062	Outer Joint		26	24	56	95.5	55	I				
	1995.02- 1997.09			F	Estate Engine 7A-FE	859004	Outer Joint	48T	26	32	56	101	64	I				
1.8 i 16V (79 kW)	1995.01- 1997.09	MT/AT		F	Saloon Engine 7A-FE	859020	Outer Joint		26	23	56	96.5	55	I				
	1995.01- 1997.09	MT/AT		F	Saloon Engine 7A-FE	859021	Outer Joint	48T	26	23	56	96.5	55	I				
	1995.01- 1997.09			F	Saloon Engine 7A-FE	859062	Outer Joint		26	24	56	95.5	55	I				
	1995.01- 1997.09			F	Saloon Engine 7A-FE	859004	Outer Joint	48T	26	32	56	101	64	I				
2.0 (98 kW)	1993.01- 1997.09			F	Saloon Engine 3S-FE	859062	Outer Joint		26	24	56	95.5	55	I				
	1993.01- 1997.09			F	Saloon Engine 3S-FE	844008	Outer Joint	51T	28	27	67.1	93.5	64.5	I				
	1993.01- 1997.09	MT/AT		F	Saloon Engine 3S-FE	859120	Outer Joint	48T	26	24	56	95.5	55	I				
2.0 D (54 kW)	1992.04- 1996.01			F	Hatchback Engine 2C	859062	Outer Joint		26	24	56	95.5	55	I				
	1992.04- 1996.01	MT/AT		F	Hatchback Engine 2C	859120	Outer Joint	48T	26	24	56	95.5	55	I				
	1992.08- 1996.01			F	Saloon Engine 2C	859062	Outer Joint		26	24	56	95.5	55	I				
	1992.08- 1996.01	MT/AT		F	Saloon Engine 2C	859120	Outer Joint	48T	26	24	56	95.5	55	I				
	1993.01- 1996.01	MT/AT		F	Estate Engine 2C	859120	Outer Joint	48T	26	24	56	95.5	55	I				
	1993.01- 1996.01			F	Estate Engine 2C	859062	Outer Joint		26	24	56	95.5	55	I				
2.0 GLi (98 kW)	1992.04- 1997.09			F	Hatchback Engine 3S-FE	859062	Outer Joint		26	24	56	95.5	55	I				
	1992.04- 1997.09			F	Hatchback Engine 3S-FE	844008	Outer Joint	51T	28	27	67.1	93.5	64.5	I				
	1992.04- 1997.09	MT/AT		F	Hatchback Engine 3S-FE	859120	Outer Joint	48T	26	24	56	95.5	55	I				
	1993.01- 1997.09	MT/AT		F	Estate Engine 3S-FE	859120	Outer Joint	48T	26	24	56	95.5	55	I				
	1993.01- 1997.09			F	Estate Engine 3S-FE	859062	Outer Joint		26	24	56	95.5	55	I				
2.0 GTi (116 kW)	1992.04- 1994.02			F	Hatchback Engine 3S-GE	859002	Outer Joint	48T	26	25	56	96	62	I				
	1992.04- 1994.02			F	Saloon Engine 3S-GE	859002	Outer Joint	48T	26	25	56	96	62	I				
	1992.04- 1994.02			F	Hatchback Engine 3S-GE	899124	Outer Joint		26	25	56	96	61	I				
	1992.04- 1994.02			F	Saloon Engine 3S-GE	899124	Outer Joint		26	25	56	96	61	I				
2.0 GTi 16V (129 kW)	1994.03- 1997.09			F	Hatchback Engine 3S-GE	859002	Outer Joint	48T	26	25	56	96	62	I				
	1994.03- 1997.09			F	Saloon Engine 3S-GE	859002	Outer Joint	48T	26	25	56	96	62	I				
2.0 i (93 kW)	1992.12- 1997.09			F	Saloon Engine 3S-FE	859062	Outer Joint		26	24	56	95.5	55	I				
	1992.12- 1997.09	MT/AT		F	Saloon Engine 3S-FE	859120	Outer Joint	48T	26	24	56	95.5	55	I				
	1993.12- 1997.09	MT/AT		F	Hatchback Engine 3S-FE	859120	Outer Joint	48T	26	24	56	95.5	55	I				
	1993.12- 1997.09			F	Hatchback Engine 3S-FE	859062	Outer Joint		26	24	56	95.5	55	I				
	1993.12- 1997.09			F	Hatchback Engine 3S-FE	899124	Outer Joint		26	25	56	96	61	I				
1995.05- 1997.09	MT/AT		F	Estate Engine 3S-FE	859120	Outer Joint	48T	26	24	56	95.5	55	I					





	 YEAR	TRANSM	L/R	F/R	REMARKS	GSP Ref.	 PRODUCT	 ABS	Technical Specifications								
									A	B	C	H	L	P			
TOYOTA																	
CARINA E (T19_)																	
2.0 i (93 kW)	1995.05- 1997.09			F	Estate Engine 3S-FE	859062	Outer Joint		26	24	56	95.5	55	I			
	1995.05- 1997.09			F	Estate Engine 3S-FE	899124	Outer Joint		26	25	56	96	61	I			
2.0 TD (61 kW)	1996.01- 1997.09	MT/AT		F	Hatchback Engine 2C-T	859120	Outer Joint	48T	26	24	56	95.5	55	I			
	1996.01- 1997.09	MT/AT		F	Saloon Engine 2C-T	859120	Outer Joint	48T	26	24	56	95.5	55	I			
	1996.01- 1997.09	MT/AT		F	Estate Engine 2C-T	859120	Outer Joint	48T	26	24	56	95.5	55	I			
	1996.01- 1997.09			F	Hatchback Engine 2C-T	859021	Outer Joint	48T	26	23	56	96.5	55	I			
	1996.01- 1997.09			F	Saloon Engine 2C-T	859021	Outer Joint	48T	26	23	56	96.5	55	I			
	1996.01- 1997.09			F	Estate Engine 2C-T	859021	Outer Joint	48T	26	23	56	96.5	55	I			
CARINA E VI																	
2.0	1992.05- 1996.01	MT				859186	Outer Joint	48T	26	25	56	96	61	I			
2.0 TD	1996.02- 1997.11	MT				859186	Outer Joint	48T	26	25	56	96	61	I			
CARINA II (T15_)																	
1.6 (55 kW)	1983.10- 1987.11	MT		F	Hatchback Engine 4A-LC	822001	Outer Joint		26	23	56	96.5	55	I			
	1983.10- 1987.11	MT		F	Saloon Engine 4A-LC	822001	Outer Joint		26	23	56	96.5	55	I			
1.6 (62 kW)	1983.10- 1987.11	MT		F	Hatchback Engine 4A-L	822001	Outer Joint		26	23	56	96.5	55	I			
	1983.10- 1987.11	MT		F	Saloon Engine 4A-L	822001	Outer Joint		26	23	56	96.5	55	I			
1.6 (63 kW)	1986.10- 1987.11	MT		F	Hatchback Engine 4A-L	822001	Outer Joint		26	23	56	96.5	55	I			
1.8 GLi (74 kW)	1983.10- 1987.11			F	Hatchback Engine 1S-L	859062	Outer Joint		26	24	56	95.5	55	I			
	1983.10- 1987.11			F	Saloon Engine 1S-EL	859062	Outer Joint		26	24	56	95.5	55	I			
	1983.10- 1987.11	MT		F	Hatchback Engine 1S-L	859001	Outer Joint		26	24	56	95.5	55	I			
	1983.10- 1987.11	MT		F	Saloon Engine 1S-L	859001	Outer Joint		26	24	56	95.5	55	I			
2.0 D (50 kW)	1984.02- 1988.05			F	Hatchback Engine 2C-L	859062	Outer Joint		26	24	56	95.5	55	I			
	1984.02- 1988.05			F	Saloon Engine 2C-L	859062	Outer Joint		26	24	56	95.5	55	I			
	1984.02- 1988.05	MT		F	Hatchback Engine 2C-L	859001	Outer Joint		26	24	56	95.5	55	I			
	1984.02- 1988.05	MT		F	Saloon Engine 2C-L	859001	Outer Joint		26	24	56	95.5	55	I			
2.0 D (51 kW)	1985.12- 1987.11			F	Hatchback Engine 2C-L	859062	Outer Joint		26	24	56	95.5	55	I			
	1985.12- 1987.11	MT		F	Hatchback Engine 2C-L	859001	Outer Joint		26	24	56	95.5	55	I			
CARINA II (T17_)																	
1.6 (72 kW)	1987.12- 1992.03			F	Estate Engine 4A-FE	859020	Outer Joint		26	23	56	96.5	55	I			
	1987.12- 1992.03			F	Hatchback Engine 4A-FE	859020	Outer Joint		26	23	56	96.5	55	I			
	1987.12- 1992.03			F	Saloon Engine 4A-FE	859020	Outer Joint		26	23	56	96.5	55	I			
	1987.12- 1992.03	AT		F	Estate Engine 4A-FE	859021	Outer Joint	48T	26	23	56	96.5	55	I			
	1987.12- 1992.03	AT		F	Hatchback Engine 4A-FE	859021	Outer Joint	48T	26	23	56	96.5	55	I			
	1987.12- 1992.03	AT		F	Saloon Engine 4A-FE	859021	Outer Joint	48T	26	23	56	96.5	55	I			
	1987.12- 1992.03			F	Estate Engine 4A-FE	859062	Outer Joint		26	24	56	95.5	55	I			
	1987.12- 1992.03			F	Hatchback Engine 4A-FE	859062	Outer Joint		26	24	56	95.5	55	I			
	1987.12- 1992.03			F	Saloon Engine 4A-FE	859062	Outer Joint		26	24	56	95.5	55	I			
1.6 (75 kW)	1987.12- 1992.03			F	Estate Engine 4A-FE	859020	Outer Joint		26	23	56	96.5	55	I			
	1987.12- 1992.03			F	Hatchback Engine 4A-FE	859020	Outer Joint		26	23	56	96.5	55	I			
	1987.12- 1992.03			F	Saloon Engine 4A-FE	859020	Outer Joint		26	23	56	96.5	55	I			
	1987.12- 1992.03	AT		F	Estate Engine 4A-FE	859021	Outer Joint	48T	26	23	56	96.5	55	I			
	1987.12- 1992.03	AT		F	Hatchback Engine 4A-FE	859021	Outer Joint	48T	26	23	56	96.5	55	I			
	1987.12- 1992.03	AT		F	Saloon Engine 4A-FE	859021	Outer Joint	48T	26	23	56	96.5	55	I			
	1987.12- 1992.03			F	Estate Engine 4A-FE	859062	Outer Joint		26	24	56	95.5	55	I			
	1987.12- 1992.03			F	Hatchback Engine 4A-FE	859062	Outer Joint		26	24	56	95.5	55	I			
	1987.12- 1992.03			F	Saloon Engine 4A-FE	859062	Outer Joint		26	24	56	95.5	55	I			
2.0 D (54 kW)	1987.12- 1992.01	MT/AT		F	Estate Engine 2C-L	859019	Outer Joint	48T	26	24	56	95.5	55	I			
	1987.12- 1992.01			F	Estate Engine 2C-L	859062	Outer Joint		26	24	56	95.5	55	I			
	1987.12- 1992.01	MT		F	Estate Engine 2C-L	859001	Outer Joint		26	24	56	95.5	55	I			
	1988.03- 1992.06	MT/AT		F	Saloon Engine 2C	859019	Outer Joint	48T	26	24	56	95.5	55	I			
	1988.03- 1992.06			F	Hatchback Engine 2C-L	859019	Outer Joint	48T	26	24	56	95.5	55	I			
	1988.03- 1992.06			F	Hatchback Engine 2C-L	859062	Outer Joint		26	24	56	95.5	55	I			
	1988.03- 1992.06			F	Saloon Engine 2C	859062	Outer Joint		26	24	56	95.5	55	I			
	1988.03- 1992.06	MT		F	Hatchback Engine 2C-L	859001	Outer Joint		26	24	56	95.5	55	I			
	1988.03- 1992.06	MT		F	Saloon Engine 2C	859001	Outer Joint		26	24	56	95.5	55	I			
2.0 GLi (89 kW)	1987.12- 1992.03			F	Hatchback Engine 3S-FE	859019	Outer Joint	48T	26	24	56	95.5	55	I			
	1987.12- 1992.03			F	Saloon Engine 3S-FE	859019	Outer Joint	48T	26	24	56	95.5	55	I			
CELICA																	
-	1986- 1989				GT&ST	659009	Inner Joint			24		79					
CELICA (AT16_, ST16_)																	
1.6 (63 kW)	1986.04- 1989.08			F	Saloon Engine 4A-L	859062	Outer Joint		26	24	56	95.5	55	I			





	 YEAR	TRANSM	L/R	F/R	REMARKS	GSP Ref.	 PRODUCT	 ABS	Technical Specifications						
									A	B	C	H	L	P	
TOYOTA CELICA (AT16_, ST16_)															
1.6 GT 16V (91 kW)	1986.04- 1989.08			F	Saloon Engine 4A-GEL	859062	Outer Joint		26	24	56	95.5	55	I	
	1986.04- 1989.08	MT		F	Saloon Engine 4A-GEL	859001	Outer Joint		26	24	56	95.5	55	I	
2.0 (110 kW)	1987.01- 1989.08			F	Saloon Engine 3S-GEL	859002	Outer Joint	48T	26	25	56	96	62	I	
	1987.01- 1989.08	MT		F	Saloon Engine 3S-GEL	859056	Outer Joint		26	25	56	96	62	I	
CELICA (AT18_, ST18_)															
2.0 GTi (115 kW)	1989.10- 1993.11	MT		F	Coupe Engine 3S-GE	831001	Outer Joint		26	27	56	99.5	63	I	
	1989.10- 1993.11			F	Coupe Engine 3S-GE	859002	Outer Joint	48T	26	25	56	96	62	I	
	1989.10- 1993.11			F	Convertible Engine 3S-GE	859002	Outer Joint	48T	26	25	56	96	62	I	
	1989.10- 1993.11			F	Coupe Engine 3S-GE	859062	Outer Joint		26	24	56	95.5	55	I	
	1989.10- 1993.11			F	Convertible Engine 3S-GE	859062	Outer Joint		26	24	56	95.5	55	I	
	1989.10- 1993.11	AT		F	Coupe Engine 3S-GE	859001	Outer Joint		26	24	56	95.5	55	I	
	1989.10- 1993.11			F	Coupe Engine 3S-GE	899124	Outer Joint		26	25	56	96	61	I	
2.0 Turbo 4WD (150 kW)	1989.10- 1993.11				All-wheel Drive Coupe Engine 3S-GTE	859063	Outer Joint		26	29	56	99.5	62.5	O	
	1989.10- 1993.11	MT		F	All-wheel Drive Coupe Engine 3S-GTE	831001	Outer Joint		26	27	56	99.5	63	I	
	1989.10- 1993.11	AT		F	All-wheel Drive Coupe Engine 3S-GTE	859001	Outer Joint		26	24	56	95.5	55	I	
2.0 Turbo 4WD (153 kW)	1989.10- 1993.11				All-wheel Drive Coupe Engine 3S-GTE	859063	Outer Joint		26	29	56	99.5	62.5	O	
	1989.10- 1993.11	MT		F	All-wheel Drive Coupe Engine 3S-GTE	831001	Outer Joint		26	27	56	99.5	63	I	
	1989.10- 1993.11	AT		F	All-wheel Drive Coupe Engine 3S-GTE	859001	Outer Joint		26	24	56	95.5	55	I	
CELICA (AT20_, ST20_)															
2.0 i 16V (125 kW)	1993.11- 1999.08			F	Convertible Engine 3S-GE	859261	Outer Joint	48T	26	25	56	95	61	I	
	1993.11- 1999.08			F	Convertible Engine 3S-GE	859002	Outer Joint	48T	26	25	56	96	62	I	
CELICA (ST162)															
2.0	1985.08- 1989.08	MT&AT			Engine 3S-GELU	859003	Outer Joint		26	25	56	95.6	61	M	
CELICA (ST16_, AT16_)															
1.6 (63 kW)	1986.04- 1989.08			F	Hatchback Engine 4A-L	859062	Outer Joint		26	24	56	95.5	55	I	
1.6 GT (85 kW)	1987.08- 1989.08			F	Hatchback Engine 4A-GELC	859062	Outer Joint		26	24	56	95.5	55	I	
	1987.08- 1989.08	MT		F	Hatchback Engine 4A-GELC	859001	Outer Joint		26	24	56	95.5	55	I	
1.6 GT 16V (91 kW)	1985.09- 1989.08			F	Hatchback Engine 4A-GEL	859062	Outer Joint		26	24	56	95.5	55	I	
	1985.09- 1989.08	MT		F	Hatchback Engine 4A-GEL	859001	Outer Joint		26	24	56	95.5	55	I	
2.0 GT (103 kW)	1985.08- 1989.08			F	Convertible Engine 3S-GELC	859002	Outer Joint	48T	26	25	56	96	62	I	
	1985.08- 1989.08	MT		F	Convertible Engine 3S-GELC	859056	Outer Joint		26	25	56	96	62	I	
	1985.09- 1989.08			F	Hatchback Engine 3S-GELC	859002	Outer Joint	48T	26	25	56	96	62	I	
	1985.09- 1989.08	MT		F	Hatchback Engine 3S-GELC	859056	Outer Joint		26	25	56	96	62	I	
2.0 GT (110 kW)	1985.08- 1989.08			F	Hatchback Engine 3S-GEL	859002	Outer Joint	48T	26	25	56	96	62	I	
	1985.08- 1989.08	MT		F	Hatchback Engine 3S-GEL	859056	Outer Joint		26	25	56	96	62	I	
	1986.10- 1989.08			F	Convertible Engine 3S-GEL	859002	Outer Joint	48T	26	25	56	96	62	I	
	1986.10- 1989.08	MT		F	Convertible Engine 3S-GEL	859056	Outer Joint		26	25	56	96	62	I	
2.0 Turbo 4WD (136 kW)	1988.03- 1989.08			All-wheel Drive Coupe Engine 3S-GTE	859063	Outer Joint		26	29	56	99.5	62.5	O		
CELICA (ST182)															
2.0	1989.09- 1993.08	MT/AT			Engine 3S-FE	859011	Outer Joint		26	27	56	100	63	M	
	1989.09- 1993.08	MT/AT			Engine 3S-FE	859012	Outer Joint	48T	26	27	56	100	63	M	
	1989.09- 1993.08	MT&AT			Engine 3S-GE	859003	Outer Joint		26	25	56	95.6	61	M	
CELICA (ST183)															
2.0 4WS	1989.09- 1993.09	MT/AT			Engine 3S-FE	859011	Outer Joint		26	27	56	100	63	M	
	1989.09- 1993.09	MT/AT			Engine 3S-FE	859012	Outer Joint	48T	26	27	56	100	63	M	
	1989.09- 1993.09	MT&AT			Engine 3S-GE	859003	Outer Joint		26	25	56	95.6	61	M	
CELICA (ST185)															
2.0	1989.10-	MT			Engine 3S-GET TBO	859010	Outer Joint		26	27	56	96	67.5	I	
	1989.10-	MT			Engine 3S-GTE TBO	859155	Outer Joint	48T	26	27	56	96	67.5	I	
2.0 4WD	1989.10- 1993.08	MT			Engine 3S-GTE	859010	Outer Joint		26	27	56	96	67.5	I	
	1989.10- 1993.08	MT			Engine 3S-GTE	859155	Outer Joint	48T	26	27	56	96	67.5	I	
CELICA (ST202)															
2.0	1993.09- 1999.09	MT/AT			Engine 3S-FE	859011	Outer Joint		26	27	56	100	63	M	
	1993.09- 1999.09	MT/AT			Engine 3S-FE	859012	Outer Joint	48T	26	27	56	100	63	M	
	1993.09- 1999.09	MT/AT			Engine 3S-GE	859003	Outer Joint		26	25	56	95.6	61	M	
CELICA (ST203)															
2.0 4WS	1993.09- 1997.12	MT/AT			Engine 3S-FE	859011	Outer Joint		26	27	56	100	63	M	
	1993.09- 1997.12	MT/AT			Engine 3S-FE	859012	Outer Joint	48T	26	27	56	100	63	M	
CELICA (ST20_, AT20_)															
2.0 i 16V (125 kW)	1996.04- 1999.11			F	Coupe Engine 3S-GE	859261	Outer Joint	48T	26	25	56	95	61	I	
	1996.04- 1999.11			F	Coupe Engine 3S-GE	859002	Outer Joint	48T	26	25	56	96	62	I	





	 YEAR	TRANSM	L/R	F/R	REMARKS	GSP Ref.	 PRODUCT	 ABS	Technical Specifications					
									A	B	C	H	L	P
TOYOTA														
CELICA (ST20_, AT20_)														
2.0 i 16V (129 kW)	1993.11- 1999.11			F	Coupe Engine 3S-GE	859261	Outer Joint	48T	26	25	56	95	61	I
	1993.11- 1999.11			F	Coupe Engine 3S-GE	859002	Outer Joint	48T	26	25	56	96	62	I
2.0 i Turbo 4WD (178 kW)	1994.02- 1999.11			F	All-wheel Drive Coupe Engine 3S-GTE	859002	Outer Joint	48T	26	25	56	96	62	I
CELICA (ZZT23_)														
1.8 16V TS (141 kW)	1999.08- 2005.09			F	Coupe Engine 2ZZ-GE	859261	Outer Joint	48T	26	25	56	95	61	I
1.8 16V VT-i (105 kW)	1999.08- 2005.07	6MT		F	Coupe Engine 1ZZ-FE	859262	Outer Joint	48T	26	24	58	95	51	I
CELICA (_A6_)														
1.6 (91 kW)	1983.12- 1985.12			R	Coupe Engine 4A-GE	859020	Outer Joint		26	23	56	96.5	55	I
	1983.12- 1985.12	AT		R	Coupe Engine 4A-GE	859021	Outer Joint	48T	26	23	56	96.5	55	I
	1983.12- 1985.12	MT		R	Coupe Engine 4A-GE	822001	Outer Joint		26	23	56	96.5	55	I
CELICA IV														
2.0	1985.11- 1990.01	MT/AT				859186	Outer Joint	48T	26	25	56	96	61	I
CELICA IV (T18)														
2.0 T 4WD (ST185) Coupe (150-153 kW)	1989-					821001	Outer Joint		26	29	56	96	62	O
COROLLA														
-			L		ALTIS	259069	Drive Shaft	48T	26	23	58	96	636.5	
			R		ALTIS	259080	Drive Shaft	48T	26	23	58	96	908	
			R		CE110	259195	Drive Shaft	48T	26	20	56	95.5	917	
			R		ZNE10	259191	Drive Shaft	48T	26	20	58	96	912	
			L		CE111	259196	Drive Shaft	48T	26	20	56	95.5	609	
			L		ZNE10	259192	Drive Shaft	48T	26	20	58	96	641	
	1986.01- 1994.08	MT/AT			AE 95 4WD	659012	Inner Joint		23	23	44	49.5	114.5	
	1986.01- 1994.08	MT/AT	L	F		259044	Drive Shaft		26	23	56	95.5	574	
	1986.01- 1994.08	MT/AT	R	F		259046	Drive Shaft		26	23	56	95.5	578.5	
	1988- 1992		L			259070	Drive Shaft		26	23	56	99.5	599	
	1988- 1992		R			259071	Drive Shaft		26	23	56	99.5	908	
	1989.01- 1994.08	MT/AT			AE90,AE 92. AE 94	608015	Inner Joint		23	23	34	61	116	
	1989.01- 1994.08		L		AE90,AE 92. AE 94	259035	Drive Shaft		26	23	56	96.5	605	
	1989.01- 1994.08	MT/AT	R		AE90,AE 92. AE 94	208017	Drive Shaft		26	23	56	96.5	910	
	1989.06- 1991.03		L		AE90 AE92 AE94	222003	Drive Shaft	48T	26	23	56	96.5	605	
	1989.06- 1991.03		R		AE90 AE92 AE94	222004	Drive Shaft	48T	26	23	56	96.5	910	
	1992- 1999					619001	Inner Joint		23	29	34	58.5	128.5	
	1998.11- 2000.11		R		AE 112	222001	Drive Shaft	48T	26	23	56	96.5	920	
	2003-					659023	Inner Joint		23	23	34	60	113	
	2003-					859082	Outer Joint		26	23	58	96	54	I
	2003-					859130	Outer Joint	48T	26	23	58	96	54	I
	2006-				ZZE150/ZRE150	859213	Outer Joint		26	23	61.2	95.5	54.5	I
1.6					MZE121/ZZE121/1NZ-FE,3ZZ-FE	859083	Outer Joint		26	24	58	96	54	I
	2004.01-				NZE121 ZZE121	859131	Outer Joint	48T	26	24	58	96	54	I
1.8			R			259078	Drive Shaft	48T	26	20	58	96	638.5	
			L			259079	Drive Shaft	48T	26	20	58	96	910	
			R		AE 102	222001	Drive Shaft	48T	26	23	56	96.5	920	
	2001.02-	4AT/F			Engine 1ZZ-FE	859136	Outer Joint	48T	26	23	58	96	52.5	I
COROLLA (AE86)														
1.6 16V (85 kW)	1985.12- 1987.04	MT		R	Coupe Engine 4A-GEC	859001	Outer Joint		26	24	56	95.5	55	I
1.6 GT 16V (91 kW)	1983.08- 1987.07			R	Coupe Engine 4A-GE	859062	Outer Joint		26	24	56	95.5	55	I
	1983.08- 1987.07	MT		R	Coupe Engine 4A-GE	859001	Outer Joint		26	24	56	95.5	55	I
COROLLA (CE121)														
2.2	2000.08-	4AT			Engine 3CE	859047	Outer Joint		26	24	58	96	52.5	I
	2000.08-	5MT			Engine 3CE	859047	Outer Joint		26	24	58	96	52.5	I
COROLLA (E15_)														
1.33 (74 kW)	2007.01-		L	F	Saloon Engine 1NR-FE	259316	Drive Shaft		26	23	61.2	95.5	662	
	2007.01-		R	F	Saloon Engine 1NR-FE	259317	Drive Shaft		26	23	61.2	95.5	941	
1.4 D-4D (66 kW)	2007.01-		L	F	Saloon Engine 1ND-TV	259268	Drive Shaft		26	20	61.2	95.5	665	
	2007.01-		R	F	Saloon Engine 1ND-TV	259447	Drive Shaft		26	20	61.2	95.5	943	
1.4 VVT-i (71 kW)	2007.01-		L	F	Saloon Engine 4ZZ-FE	259316	Drive Shaft		26	23	61.2	95.5	662	
	2007.01-		R	F	Saloon Engine 4ZZ-FE	259317	Drive Shaft		26	23	61.2	95.5	941	
COROLLA (E8 - E11 / EL,FX,GT,NP)														
1.3 (EL51)	1994.09-	MT/AT			Engine 4A-FE/4E-FE	859017	Outer Joint		26	22	56	95	50	M





	 YEAR	TRANSM	L/R	F/R	REMARKS	GSP Ref.	 PRODUCT	 ABS	Technical Specifications								
									A	B	C	H	L	P			
TOYOTA																	
COROLLA (NZE120)																	
1.3	2000.08-	MT/AT			Engine 2NZ-FE	859036	Outer Joint		26	23	58	96	52.5	I			
COROLLA (NZE121)																	
1.5	2000.08-	MT/AT			Engine 1NZ-FE	859036	Outer Joint		26	23	58	96	52.5	I			
COROLLA (NZE124)																	
1.5 4WD	2000.08-	4AT			Engine 1NZ-FE	859036	Outer Joint		26	23	58	96	52.5	I			
COROLLA (ZZ121)																	
1.4 VVT-i	2002- 2007		L	F		259270	Drive Shaft	48T	26	23	56	99	633.5				
	2002- 2007		R	F		259271	Drive Shaft	48T	26	23	56	99	915				
1.6 VVT-i	2002- 2007		L	F		259270	Drive Shaft	48T	26	23	56	99	633.5				
	2002- 2007		R	F		259271	Drive Shaft	48T	26	23	56	99	915				
COROLLA (ZZE122)																	
1.8	2000.08-	4AT			Engine 1ZZ-FE	859047	Outer Joint		26	24	58	96	52.5	I			
	2000.08-	4AT			Engine 1ZZ-FE	859153	Outer Joint	48T	26	24	58	96	52.5	I			
	2001.02-	4AT/F			Engine 1ZZ-FE	859153	Outer Joint	48T	26	24	58	96	52.5	I			
COROLLA (ZZE124)																	
1.8 4WD	2000.08-	4AT			Engine 1ZZ-FE	859036	Outer Joint		26	23	58	96	52.5	I			
COROLLA (ZZE12_, NDE12_, ZDE12_)																	
1.4 D (66 kW)	2004.06- 2007.08			F	Hatchback Engine 1ND-TV	859226	Outer Joint	48T	26	25	58	93	63.5	M			
1.4 VVT-i (71 kW)	2002.01- 2006.12			F	Hatchback Engine 4ZZ-FE	859037	Outer Joint	48T	26	23	58	95.5	61	M			
1.6 VVT-i (81 kW)	2002.01- 2006.12			F	Hatchback Engine 3ZZ-FE	859037	Outer Joint	48T	26	23	58	95.5	61	M			
1.8 VVTL-i TS (141 kW)	2002.01- 2007.02			F	Hatchback Engine 2ZZ-GE	859226	Outer Joint	48T	26	25	58	93	63.5	M			
	2002.01- 2007.02			F	Hatchback Engine 2ZZ-GE	859044	Outer Joint	48T	26	25	63	100	62	M			
2.0 D-4D (66 kW)	2002.01- 2006.12			F	Hatchback Engine 1CD-FTV	859226	Outer Joint	48T	26	25	58	93	63.5	M			
2.0 D-4D (81 kW)	2002.01- 2006.12			F	Hatchback Engine 1CD-FTV	859226	Outer Joint	48T	26	25	58	93	63.5	M			
2.0 D-4D (85 kW)	2003.05- 2007.02			F	Hatchback Engine 1CD-FTV	859226	Outer Joint	48T	26	25	58	93	63.5	M			
	2003.05- 2007.02			F	Hatchback Engine 1CD-FTV	859226	Outer Joint	48T	26	25	58	93	63.5	M			
COROLLA (_E10_)																	
1.3 XLi (55 kW)	1995.09- 1997.04			F	Saloon Engine 4E-FE	859020	Outer Joint		26	23	56	96.5	55	I			
	1995.09- 1997.04			F	Saloon Engine 4E-FE	859021	Outer Joint	48T	26	23	56	96.5	55	I			
1.3 XLi 16V (65 kW)	1992.07- 1995.09			F	Saloon Engine 4E-FE	859020	Outer Joint		26	23	56	96.5	55	I			
	1992.07- 1995.09			F	Saloon Engine 4E-FE	859021	Outer Joint	48T	26	23	56	96.5	55	I			
1.6 Si (84 kW)	1995.09- 1997.04			F	Saloon Engine 4A-FE	859063	Outer Joint		26	29	56	99.5	62.5	O			
	1995.09- 1997.04			F	Saloon Engine 4A-FE	859020	Outer Joint		26	23	56	96.5	55	I			
	1995.09- 1997.04			F	Saloon Engine 4A-FE	859021	Outer Joint	48T	26	23	56	96.5	55	I			
2.0 D (53 kW)	1992.07- 1997.04			F	Saloon Engine 2C	859020	Outer Joint		26	23	56	96.5	55	I			
	1992.07- 1997.04			F	Saloon Engine 2C	859018	Outer Joint		26	24	56	95.5	55	I			
	1992.07- 1997.04			F	Saloon Engine 2C	859021	Outer Joint	48T	26	23	56	96.5	55	I			
COROLLA (_E11_)																	
1.4 (63 kW)	1997.04- 2000.02			F	Saloon Engine 4E-FE	859020	Outer Joint		26	23	56	96.5	55	I			
	1997.04- 2000.02			F	Saloon Engine 4E-FE	859021	Outer Joint	48T	26	23	56	96.5	55	I			
1.4 16V (71 kW)	2000.02- 2001.11			F	Saloon Engine 4ZZ-FE	859020	Outer Joint		26	23	56	96.5	55	I			
	2000.02- 2001.11			F	Saloon Engine 4ZZ-FE	859021	Outer Joint	48T	26	23	56	96.5	55	I			
1.6 (81 kW)	1997.04- 2000.02			F	Saloon Engine 4A-FE	859020	Outer Joint		26	23	56	96.5	55	I			
	1997.04- 2000.02	AT		F	Saloon Engine 4A-FE	859021	Outer Joint	48T	26	23	56	96.5	55	I			
1.6 16V (81 kW)	2000.02- 2001.11			F	Saloon Engine 3ZZ-FE	859020	Outer Joint		26	23	56	96.5	55	I			
	2000.02- 2001.11	AT		F	Saloon Engine 3ZZ-FE	859021	Outer Joint	48T	26	23	56	96.5	55	I			
1.6 Aut. (79 kW)	1997.04- 2000.02	AT		F	Saloon Engine 4A-FE	859020	Outer Joint		26	23	56	96.5	55	I			
	1997.04- 2000.02	AT		F	Saloon Engine 4A-FE	859021	Outer Joint	48T	26	23	56	96.5	55	I			
COROLLA (_E12J_, _E12T_)																	
1.4 D-4D (66 kW)	2004.07- 2007.07			F	Saloon Engine 1ND-TV	859226	Outer Joint	48T	26	25	58	93	63.5	M			
1.4 VVT-i (71 kW)	2002.01- 2007.02			F	Estate Engine 4ZZ-FE	859037	Outer Joint	48T	26	23	58	95.5	61	M			
	2002.08- 2007.07			F	Saloon Engine 4ZZ-FE	859037	Outer Joint	48T	26	23	58	95.5	61	M			
1.6 VVT-i (81 kW)	2002.01- 2007.02			F	Estate Engine 3ZZ-FE	859037	Outer Joint	48T	26	23	58	95.5	61	M			
	2002.08- 2007.07			F	Saloon Engine 3ZZ-FE	859037	Outer Joint	48T	26	23	58	95.5	61	M			
2.0 D-4D (66 kW)	2002.01- 2007.02			F	Estate Engine 1CD-FTV	859226	Outer Joint	48T	26	25	58	93	63.5	M			
	2002.09- 2004.06			F	Saloon Engine 1CD-FTV	859226	Outer Joint	48T	26	25	58	93	63.5	M			
	2002.09- 2004.06			F	Saloon Engine 1CD-FTV	859226	Outer Joint	48T	26	25	58	93	63.5	M			
2.0 D-4D (85 kW)	2004.06- 2007.07			F	Saloon Engine 1CD-FTV	859226	Outer Joint	48T	26	25	58	93	63.5	M			
	2004.06- 2007.07			F	Saloon Engine 1CD-FTV	859226	Outer Joint	48T	26	25	58	93	63.5	M			
COROLLA (_E8_)																	
1.3 (51 kW)	1983.06- 1984.10	MT		F	Saloon Engine 2A-L	822001	Outer Joint		26	23	56	96.5	55	I			





	 YEAR	TRANSM	L/R	F/R	REMARKS	GSP Ref.	 PRODUCT	 ABS	Technical Specifications								
									A	B	C	H	L	P			
TOYOTA COROLLA (E8)																	
1.3 (55 kW)	1984.10- 1987.08	MT		F	Saloon Engine 2E-L/2E-LC	822001	Outer Joint		26	23	56	96.5	55	I			
	1984.10- 1987.08			F	Saloon Engine 2E-L/2E-LC	859062	Outer Joint		26	24	56	95.5	55	I			
1.6 (53 kW)	1985.08- 1987.08	MT		F	Saloon Engine 4A-LC	822001	Outer Joint		26	23	56	96.5	55	I			
1.6 (54 kW)	1985.12- 1988.05	MT		F	Saloon Engine 4A-LC	822001	Outer Joint		26	23	56	96.5	55	I			
1.6 (62 kW)	1983.06- 1987.08	MT		F	Saloon Engine 4A-L	822001	Outer Joint		26	23	56	96.5	55	I			
1.8 D (43 kW)	1983.06- 1988.05			F	Saloon Engine 1C	859062	Outer Joint		26	24	56	95.5	55	I			
	1983.06- 1988.05	MT		F	Saloon Engine 1C	859001	Outer Joint		26	24	56	95.5	55	I			
1.8 D (47 kW)	1985.07- 1988.05			F	Saloon Engine 1C-L	859062	Outer Joint		26	24	56	95.5	55	I			
	1985.07- 1988.05	MT		F	Saloon Engine 1C-L	859001	Outer Joint		26	24	56	95.5	55	I			
COROLLA (E9)																	
1.3 i (55 kW)	1987.08- 1992.12			F	Saloon Engine 2E/2E-E	859062	Outer Joint		26	24	56	95.5	55	I			
1.6 (66 kW)	1987.08- 1989.12	AT		F	Saloon Engine 4A-F	859019	Outer Joint	48T	26	24	56	95.5	55	I			
	1987.08- 1989.12	AT		F	Saloon Engine 4A-F	822001	Outer Joint		26	23	56	96.5	55	I			
	1987.08- 1989.12			F	Saloon Engine 4A-F	859062	Outer Joint		26	24	56	95.5	55	I			
	1987.08- 1989.12	MT		F	Saloon Engine 4A-F	859001	Outer Joint		26	24	56	95.5	55	I			
1.6 4WD (66 kW)	1987.08- 1989.08	MT			All-wheel Drive Saloon Engine 4A-F	859019	Outer Joint	48T	26	24	56	95.5	55	I			
1.6 i (77 kW)	1989.11- 1993.06			F	Saloon Engine 4A-FE	859020	Outer Joint		26	23	56	96.5	55	I			
1.6 i 4WD (77 kW)	1987.10- 1990.08				All-wheel Drive Saloon Engine 4A-FE	859020	Outer Joint		26	23	56	96.5	55	I			
1.8 D (47 kW)	1987.07- 1993.06	MT		F	Saloon Engine 1C	859021	Outer Joint	48T	26	23	56	96.5	55	I			
	1987.07- 1993.06	MT		F	Saloon Engine 1C	859019	Outer Joint	48T	26	24	56	95.5	55	I			
	1987.07- 1993.06			F	Saloon Engine 1C	859062	Outer Joint		26	24	56	95.5	55	I			
	1987.07- 1993.06	MT		F	Saloon Engine 1C	859001	Outer Joint		26	24	56	95.5	55	I			
1.8 D (49 kW)	1989.11- 1993.06	MT		F	Saloon Engine 1C	859021	Outer Joint	48T	26	23	56	96.5	55	I			
	1989.11- 1993.06	MT		F	Saloon Engine 1C	859019	Outer Joint	48T	26	24	56	95.5	55	I			
	1989.11- 1993.06			F	Saloon Engine 1C	859062	Outer Joint		26	24	56	95.5	55	I			
	1989.11- 1993.06	MT		F	Saloon Engine 1C	859001	Outer Joint		26	24	56	95.5	55	I			
COROLLA / DX / LE / SR5 (2WD)																	
-	1984- 1985				DX,LE,SR5	659009	Inner Joint			24		79					
	1993- 2000					859163	Outer Joint	48T	26	29	56	99.5	62.5	O			
COROLLA / FIELDER (CE121G)																	
2.2	2000.08-	4AT			Engine 3CE	859047	Outer Joint		26	24	58	96	52.5	I			
COROLLA / FIELDER (NZE121G)																	
1.5	2000.08-	MT/AT			Engine 1NZ-FE	859036	Outer Joint		26	23	58	96	52.5	I			
COROLLA / FIELDER (NZE124G)																	
1.5 4WD	2000.08-	4AT			Engine 1NZ-FE	859036	Outer Joint		26	23	58	96	52.5	I			
COROLLA / FIELDER (ZZE122G)																	
1.8	2000.08-	MT/AT			Engine 1ZZ-FE	859047	Outer Joint		26	24	58	96	52.5	I			
COROLLA / FIELDER (ZZE123G)																	
1.8	2000.08-	4AT			Engine 2ZZ-GE	859047	Outer Joint		26	24	58	96	52.5	I			
	2000.08-	5MT			Engine 2ZZ-GE	859047	Outer Joint		26	24	58	96	52.5	I			
COROLLA / FIELDER (ZZE124G)																	
1.8 4WD	2000.08-	4AT			Engine 1ZZ-FE	859036	Outer Joint		26	23	58	96	52.5	I			
COROLLA / SPACIO (AE111)																	
1.6	1997.01- 2001.05	4AT			Engine 4A-FE	859006	Outer Joint	48T	26	23	56	95.5	55	I			
COROLLA / SPRINTER (AE100)																	
1.5	1991.01- 1995.05	MT			Engine 5A-FE	859005	Outer Joint		26	23	56	95.5	55	I			
	1991.06- 1995.05	AT			Engine 5A-FE	859006	Outer Joint	48T	26	23	56	95.5	55	I			
	1991.06- 1995.05	MT/AT			Engine 5A-FE	859006	Outer Joint	48T	26	23	56	95.5	55	I			
	1991.06- 1995.05	MT/AT			Engine 5A-FE	859337	Outer Joint		26	29	56	96	54	O			
	1991.06- 1995.05	AT			Engine 5A-FE	859005	Outer Joint		26	23	56	95.5	55	I			
	1991.06- 1995.05	MT/AT			Engine 5A-FE	859005	Outer Joint		26	23	56	95.5	55	I			
COROLLA / SPRINTER (AE101)																	
1.5	1995.05- 1998.08	AT			Engine 5A-FE	859006	Outer Joint	48T	26	23	56	95.5	55	I			
1.6	1991.01- 1995.05	MT			Engine 4A-FE	859005	Outer Joint		26	23	56	95.5	55	I			
	1991.06- 1995.05	MT/AT			Engine 4A-FE	859006	Outer Joint	48T	26	23	56	95.5	55	I			
	1991.06- 1995.05	MT/AT			Engine 4A-FE	859337	Outer Joint		26	29	56	96	54	O			
	1991.06- 1995.05	MT/AT			Engine 4A-FE	859005	Outer Joint		26	23	56	95.5	55	I			
COROLLA / SPRINTER (AE110)																	
1.5	1995.05- 2000.09	AT			Engine 5A-FE	859006	Outer Joint	48T	26	23	56	95.5	55	I			
	1995.05- 2000.09	MT/AT			Engine 5A-FE	859006	Outer Joint	48T	26	23	56	95.5	55	I			
	1995.05- 2000.09	AT			Engine 5A-FE	859005	Outer Joint		26	23	56	95.5	55	I			





	 YEAR	TRANSM	L/R	F/R	REMARKS	GSP Ref.	 PRODUCT	 ABS	Technical Specifications					
									A	B	C	H	L	P
TOYOTA														
COROLLA / SPRINTER (AE110)														
1.5	1995.05- 2000.09	MT/AT			Engine 5A-FE	859005	Outer Joint		26	23	56	95.5	55	I
COROLLA / SPRINTER (AE111)														
1.6	1995.05- 1997.05	MT/AT			Engine 4A-FE	859006	Outer Joint	48T	26	23	56	95.5	55	I
	1995.05- 1997.05	MT/AT			Engine 4A-FE	859005	Outer Joint		26	23	56	95.5	55	I
COROLLA / SPRINTER (AE91)														
1.5	1989.05- 1992.02	MT/AT			Engine 5A-FE	859005	Outer Joint		26	23	56	95.5	55	I
COROLLA / SPRINTER (AE92)														
1.6	1987.05- 1991.06	MT			Engine 4A-GZE	859070	Outer Joint		26	26	56	100	63	M
	1987.05- 1992.05	AT			Engine 4A-GE	859005	Outer Joint		26	23	56	95.5	55	I
COROLLA / SPRINTER (CDE120 DSL)														
2.0	2001-	MT/AT			Engine 1CD-FTV	859294	Outer Joint	48T	26	27	63	97	60	M
COROLLA / SPRINTER (EE101)														
1.3	1991.06- 1995.05	MT/AT			Engine 4E-FE	859006	Outer Joint	48T	26	23	56	95.5	55	I
	1991.06- 1995.05	MT/AT			Engine 4E-FE	859005	Outer Joint		26	23	56	95.5	55	I
COROLLA / SPRINTER (EE90)														
1.3	1987.05- 1991.06	MT/AT			Engine 2E	859005	Outer Joint		26	23	56	95.5	55	I
COROLLA / SPRINTER VAN / WAGON (AE100G)														
1.5	1991.09- 1995.05	AT			Engine 5A-FE	859006	Outer Joint	48T	26	23	56	95.5	55	I
	1991.09- 1995.05	MT/AT			Engine 5A-FE	859006	Outer Joint	48T	26	23	56	95.5	55	I
	1991.09- 1995.05	MT/AT			Engine 5A-FE	859337	Outer Joint		26	29	56	96	54	O
	1991.09- 1995.05	AT			Engine 5A-FE	859005	Outer Joint		26	23	56	95.5	55	I
	1991.09- 1995.05	MT/AT			Engine 5A-FE	859005	Outer Joint		26	23	56	95.5	55	I
COROLLA / SPRINTER VAN / WAGON (AE91G)														
1.5	1991.01- 1991.09	MT/AT			Engine 5A-FE	859005	Outer Joint		26	23	56	95.5	55	I
COROLLA / SPRINTER VAN / WAGON (EE102V)														
1.3	1994.01- 1995.05	MT/AT			Engine 4E-FE	859005	Outer Joint		26	23	56	95.5	55	I
COROLLA / SPRINTER VAN / WAGON (EE103V)														
1.5	1994.01- 1995.05	MT/AT			Engine 5E-FE	859005	Outer Joint		26	23	56	95.5	55	I
COROLLA / SPRINTER VAN / WAGON (EE104G)														
1.5	1994.01- 1995.05	MT/AT			Engine 5E-FE	859005	Outer Joint		26	23	56	95.5	55	I
COROLLA / SPRINTER VAN / WAGON (EE106V)														
1.3	1991.09- 1994.01	MT/AT			Engine 2E	859005	Outer Joint		26	23	56	95.5	55	I
COROLLA / SPRINTER VAN / WAGON (EE107V)														
1.5	1991.09- 1994.01	MT/AT			Engine 3E	859005	Outer Joint		26	23	56	95.5	55	I
COROLLA / SPRINTER VAN / WAGON (EE108G)														
1.5	1991.09- 1994.01	MT/AT			Engine 3E	859005	Outer Joint		26	23	56	95.5	55	I
COROLLA / SPRINTER VAN / WAGON (EE96V)														
1.3	1991.01- 1991.09	MT/AT			Engine 2E	859005	Outer Joint		26	23	56	95.5	55	I
COROLLA / SPRINTER VAN / WAGON (EE97G)														
1.3	1991.01- 1991.09	MT			Engine 2E	859005	Outer Joint		26	23	56	95.5	55	I
COROLLA / SPRINTER VAN / WAGON (EE98V)														
1.5	1991.01- 1991.09	MT/AT			Engine 3E	859005	Outer Joint		26	23	56	95.5	55	I
COROLLA COMPACT (_E10_)														
1.3 XLi (55 kW)	1995.09- 1997.04			F	Hatchback Engine 4E-FE	859020	Outer Joint		26	23	56	96.5	55	I
	1995.09- 1997.04			F	Hatchback Engine 4E-FE	859021	Outer Joint	48T	26	23	56	96.5	55	I
1.3 XLi 16V (65 kW)	1992.07- 1995.09			F	Hatchback Engine 4E-FE	859020	Outer Joint		26	23	56	96.5	55	I
	1992.07- 1995.09			F	Hatchback Engine 4E-FE	859021	Outer Joint	48T	26	23	56	96.5	55	I
1.6 Si (84 kW)	1992.07- 1997.04			F	Hatchback Engine 4A-FE	859020	Outer Joint		26	23	56	96.5	55	I
	1992.07- 1997.04			F	Hatchback Engine 4A-FE	859021	Outer Joint	48T	26	23	56	96.5	55	I
	1992.07- 1997.04			F	Hatchback Engine 4A-FE	859062	Outer Joint		26	24	56	95.5	55	I
2.0 D (53 kW)	1992.07- 1997.04			F	Hatchback Engine 2C	859020	Outer Joint		26	23	56	96.5	55	I
	1992.07- 1997.04			F	Hatchback Engine 2C	859021	Outer Joint	48T	26	23	56	96.5	55	I
	1992.07- 1997.04			F	Hatchback Engine 2C	859062	Outer Joint		26	24	56	95.5	55	I
COROLLA COMPACT (_E11_)														
1.4 (63 kW)	1997.04- 2000.02			F	Hatchback Engine 4E-FE	859020	Outer Joint		26	23	56	96.5	55	I
	1997.04- 2000.02			F	Hatchback Engine 4E-FE	859021	Outer Joint	48T	26	23	56	96.5	55	I
1.4 (71 kW)	2000.02- 2002.01			F	Hatchback Engine 4ZZ-FE	859020	Outer Joint		26	23	56	96.5	55	I
	2000.02- 2002.01			F	Hatchback Engine 4ZZ-FE	859021	Outer Joint	48T	26	23	56	96.5	55	I
1.6 (81 kW)	1997.04- 2000.02	AT		F	Hatchback Engine 4A-FE	859020	Outer Joint		26	23	56	96.5	55	I
	1997.04- 2000.02	AT		F	Hatchback Engine 4A-FE	859021	Outer Joint	48T	26	23	56	96.5	55	I
	2000.02- 2002.01	AT		F	Hatchback Engine 3ZZ-FE	859020	Outer Joint		26	23	56	96.5	55	I





	 YEAR	TRANSM	L/R	F/R	REMARKS	GSP Ref.	 PRODUCT	 ABS	Technical Specifications						
									A	B	C	H	L	P	
TOYOTA															
COROLLA COMPACT (E11)															
1.6 (81 kW)	2000.02- 2002.01	AT		F	Hatchback Engine 3ZZ-FE	859021	Outer Joint	48T	26	23	56	96.5	55	I	
1.6 Aut. (79 kW)	1997.04- 2000.02	AT		F	Hatchback Engine 4A-FE	859020	Outer Joint		26	23	56	96.5	55	I	
	1997.04- 2000.02	AT		F	Hatchback Engine 4A-FE	859021	Outer Joint	48T	26	23	56	96.5	55	I	
COROLLA COMPACT (E9)															
1.3 (55 kW)	1987.08- 1989.12			F	Hatchback Engine 2E	859062	Outer Joint		26	24	56	95.5	55	I	
1.6 (66 kW)	1987.08- 1992.04	AT		F	Hatchback Engine 4A-F	859019	Outer Joint	48T	26	24	56	95.5	55	I	
	1987.08- 1992.04	AT		F	Hatchback Engine 4A-F	822001	Outer Joint		26	23	56	96.5	55	I	
	1987.08- 1992.04			F	Hatchback Engine 4A-F	859062	Outer Joint		26	24	56	95.5	55	I	
	1987.08- 1992.04	MT		F	Hatchback Engine 4A-F	859001	Outer Joint		26	24	56	95.5	55	I	
1.6 GTi (85 kW)	1987.08- 1992.04			F	Hatchback Engine 4A-GE	859063	Outer Joint		26	29	56	99.5	62.5	O	
	1987.08- 1992.04	MT		F	Hatchback Engine 4A-GE	859019	Outer Joint	48T	26	24	56	95.5	55	I	
	1987.08- 1992.04	AT		F	Hatchback Engine 4A-GE	822001	Outer Joint		26	23	56	96.5	55	I	
	1987.08- 1992.04			F	Hatchback Engine 4A-GE	859062	Outer Joint		26	24	56	95.5	55	I	
	1987.08- 1992.04	MT		F	Hatchback Engine 4A-GE	859001	Outer Joint		26	24	56	95.5	55	I	
1.6 i (77 kW)	1989.08- 1992.04			F	Hatchback Engine 4A-FE	859020	Outer Joint		26	23	56	96.5	55	I	
	1989.08- 1992.04	AT		F	Hatchback Engine 4A-FE	822001	Outer Joint		26	23	56	96.5	55	I	
	1989.08- 1992.04	MT		F	Hatchback Engine 4A-FE	859001	Outer Joint		26	24	56	95.5	55	I	
1.8 D (47 kW)	1987.08- 1992.04	MT		F	Hatchback Engine 1C	859021	Outer Joint	48T	26	23	56	96.5	55	I	
	1987.08- 1992.04	MT		F	Hatchback Engine 1C	859019	Outer Joint	48T	26	24	56	95.5	55	I	
	1987.08- 1992.04			F	Hatchback Engine 1C	859062	Outer Joint		26	24	56	95.5	55	I	
	1987.08- 1992.04	MT		F	Hatchback Engine 1C	859001	Outer Joint		26	24	56	95.5	55	I	
1.8 D (49 kW)	1989.08- 1992.04	MT		F	Hatchback Engine 1C	859021	Outer Joint	48T	26	23	56	96.5	55	I	
	1989.08- 1992.04	MT		F	Hatchback Engine 1C	859019	Outer Joint	48T	26	24	56	95.5	55	I	
	1989.08- 1992.04			F	Hatchback Engine 1C	859062	Outer Joint		26	24	56	95.5	55	I	
	1989.08- 1992.04	MT		F	Hatchback Engine 1C	859001	Outer Joint		26	24	56	95.5	55	I	
COROLLA FX															
-	1984- 1987					608016	Inner Joint			23		79			
COROLLA FX COMPACT (E8B)															
1.3 (55 kW)	1985.08- 1987.08	MT		F	Hatchback Engine 2E-L	822001	Outer Joint		26	23	56	96.5	55	I	
1.6 GT 16V (89 kW)	1985.08- 1987.08			F	Hatchback Engine 4A-GEL	859062	Outer Joint		26	24	56	95.5	55	I	
	1985.08- 1987.08	MT		F	Hatchback Engine 4A-GEL	859001	Outer Joint		26	24	56	95.5	55	I	
1.8 D (43 kW)	1985.01- 1988.05			F	Hatchback Engine 1C	859062	Outer Joint		26	24	56	95.5	55	I	
	1985.01- 1988.05	MT		F	Hatchback Engine 1C	859001	Outer Joint		26	24	56	95.5	55	I	
1.8 D (47 kW)	1985.08- 1987.08			F	Hatchback Engine 1C-L	859062	Outer Joint		26	24	56	95.5	55	I	
	1985.08- 1987.08	MT		F	Hatchback Engine 1C-L	859001	Outer Joint		26	24	56	95.5	55	I	
COROLLA FX.FX16															
-	1987- 1988		L		FX	208016	Drive Shaft		26	23	56	96.5	599.5		
	1987- 1988		R		FX	208017	Drive Shaft		26	23	56	96.5	910		
	1987- 1988				FX	608015	Inner Joint		23	23	34	61	116		
COROLLA II / TERCEL / CORSA (EL41)															
1.3	1990.09- 1994.09	MT/AT			Engine 4E-FE	859006	Outer Joint	48T	26	23	56	95.5	55	I	
	1990.09- 1994.09	MT/AT			Engine 4E-FE	859023	Outer Joint		26	23	56	96.5	55	I	
COROLLA II / TERCEL / CORSA (EL43)															
1.5	1990.09- 1994.09	MT/AT			Engine 5E-FE	859006	Outer Joint	48T	26	23	56	95.5	55	I	
	1990.09- 1994.06	MT/AT			Engine 5E-FHE	859006	Outer Joint	48T	26	23	56	95.5	55	I	
	1990.09- 1994.09	MT/AT			Engine 5E-FE/5E-FHE	859023	Outer Joint		26	23	56	96.5	55	I	
	1994.06- 1994.09	MT/AT			Engine 5E-FE/5E-FHE	859177	Outer Joint	48T	26	23	56	95.5	55	I	
COROLLA II / TERCEL / CORSA (EL45)															
1.5 4WD	1990.09- 1994.09	MT/AT			Engine 5E-FE	859006	Outer Joint	48T	26	23	56	95.5	55	I	
	1990.09- 1994.09	MT/AT			Engine 5E-FE	859023	Outer Joint		26	23	56	96.5	55	I	
COROLLA II / TERCEL / CORSA (EL51)															
1.3	1991.01- 1994.09	MT/AT			Engine 4A-FE	859023	Outer Joint		26	23	56	96.5	55	I	
	1994.09- 1999.08	MT/AT			Engine 4E-FE	859023	Outer Joint		26	23	56	96.5	55	I	
	1994.09- 1999.08	MT/AT			Engine 4E-FE	859177	Outer Joint	48T	26	23	56	95.5	55	I	
COROLLA II / TERCEL / CORSA (EL53)															
1.5	1991.01- 1999.08	MT/AT			Engine 5E-FE	859023	Outer Joint		26	23	56	96.5	55	I	
	1994.09- 1999.08	MT/AT			Engine 5E-FE	859177	Outer Joint	48T	26	23	56	95.5	55	I	
COROLLA II / TERCEL / CORSA (EL55)															
1.5 4WD	1994.09- 1999.05	MT/AT			Engine 5E-FE	859006	Outer Joint	48T	26	23	56	95.5	55	I	
	1994.09- 1999.05	MT/AT			Engine 5E-FE	859023	Outer Joint		26	23	56	96.5	55	I	





	 YEAR	TRANSM	L/R	F/R	REMARKS	GSP Ref.	 PRODUCT	 ABS	Technical Specifications					
									A	B	C	H	L	P
TOYOTA														
COROLLA II / TERCEL / CORSA (NL30)														
1.5	1986.05- 1990.08	AT			Engine 1N-T	859023	Outer Joint		26	23	56	96.5	55	I
	1986.05- 1990.08	MT/AT			Engine 1N-T	859023	Outer Joint		26	23	56	96.5	55	I
COROLLA II / TERCEL / CORSA (NL40)														
1.5	1990.09- 1994.09	5MT			Engine 1N-T	859006	Outer Joint	48T	26	23	56	95.5	55	I
	1990.09- 1994.09	4AT			Engine 1N-T	859023	Outer Joint		26	23	56	96.5	55	I
	1990.09- 1994.09	5MT			Engine 1N-T	859023	Outer Joint		26	23	56	96.5	55	I
	1990.09- 1994.09	MT			Engine 1N-T	859023	Outer Joint		26	23	56	96.5	55	I
	1990.09- 1994.09	4AT			Engine 1N-T	859177	Outer Joint	48T	26	23	56	95.5	55	I
	1990.09- 1994.09	AT			Engine 1N-T	859177	Outer Joint	48T	26	23	56	95.5	55	I
COROLLA II / TERCEL / CORSA (NL50)														
1.5	1994.09- 1999.08	5MT			Engine 1N-T	859006	Outer Joint	48T	26	23	56	95.5	55	I
	1994.09- 1999.08	4AT			Engine 1N-T	859023	Outer Joint		26	23	56	96.5	55	I
	1994.09- 1999.08	5MT			Engine 1N-T	859023	Outer Joint		26	23	56	96.5	55	I
	1994.09- 1999.08	4AT			Engine 1N-T	859177	Outer Joint	48T	26	23	56	95.5	55	I
COROLLA III (E8)														
1.6 (AE82), Compact FX (53 kW)	1985-				LiftB	821001	Outer Joint		26	29	56	96	62	O
1.6 Compact FX (55 kW)	1987- 1989	MT/AT				821001	Outer Joint		26	29	56	96	62	O
COROLLA IV (E9),SW,COMPACT,LIFTBACK														
1.6 GTi (AE92) (Exc. SW) (85-92 kW)	1987- 1993	MT/AT				821001	Outer Joint		26	29	56	96	62	O
COROLLA LIFTBACK (.E10.)														
1.3 XLi (65 kW)	1992.07- 1997.04			F	Hatchback Engine 4E-FE	859020	Outer Joint		26	23	56	96.5	55	I
	1992.07- 1997.04			F	Hatchback Engine 4E-FE	859021	Outer Joint	48T	26	23	56	96.5	55	I
1.6 GLi (84 kW)	1992.07- 1997.04			F	Hatchback Engine 4A-FE	859020	Outer Joint		26	23	56	96.5	55	I
	1992.07- 1997.04			F	Hatchback Engine 4A-FE	859021	Outer Joint	48T	26	23	56	96.5	55	I
2.0 D (53 kW)	1992.07- 1997.04			F	Hatchback Engine 2C	859020	Outer Joint		26	23	56	96.5	55	I
	1992.07- 1997.04			F	Hatchback Engine 2C	859021	Outer Joint	48T	26	23	56	96.5	55	I
	1992.07- 1997.04			F	Hatchback Engine 2C	859062	Outer Joint		26	24	56	95.5	55	I
COROLLA LIFTBACK (.E11.)														
1.4 (63 kW)	1997.04- 2000.02			F	Hatchback Engine 4E-FE	859020	Outer Joint		26	23	56	96.5	55	I
	1997.04- 2000.02			F	Hatchback Engine 4E-FE	859021	Outer Joint	48T	26	23	56	96.5	55	I
1.4 (71 kW)	2000.02- 2002.01			F	Hatchback Engine 4ZZ-FE	859020	Outer Joint		26	23	56	96.5	55	I
	2000.02- 2002.01			F	Hatchback Engine 4ZZ-FE	859021	Outer Joint	48T	26	23	56	96.5	55	I
1.6 (81 kW)	1997.04- 2000.02	AT		F	Hatchback Engine 4A-FE	859020	Outer Joint		26	23	56	96.5	55	I
	1997.04- 2000.02	AT		F	Hatchback Engine 4A-FE	859021	Outer Joint	48T	26	23	56	96.5	55	I
	2000.02- 2002.01	AT		F	Hatchback Engine 3ZZ-FE	859020	Outer Joint		26	23	56	96.5	55	I
	2000.02- 2002.01	AT		F	Hatchback Engine 3ZZ-FE	859021	Outer Joint	48T	26	23	56	96.5	55	I
1.6 Aut. (79 kW)	1997.04- 2000.02	AT		F	Hatchback Engine 4A-FE	859020	Outer Joint		26	23	56	96.5	55	I
	1997.04- 2000.02	AT		F	Hatchback Engine 4A-FE	859021	Outer Joint	48T	26	23	56	96.5	55	I
COROLLA LIFTBACK (.E8.)														
1.3 (51 kW)	1983.06- 1984.09	MT		F	Hatchback Engine 2A-L	822001	Outer Joint		26	23	56	96.5	55	I
1.3 (55 kW)	1985.01- 1987.08	MT		F	Hatchback Engine 2E-L/2E-LC	822001	Outer Joint		26	23	56	96.5	55	I
	1985.01- 1987.08			F	Hatchback Engine 2E-L/2E-LC	859062	Outer Joint		26	24	56	95.5	55	I
1.6 (54 kW)	1985.08- 1987.08	MT		F	Hatchback Engine 4A-LC	822001	Outer Joint		26	23	56	96.5	55	I
1.6 (62 kW)	1983.06- 1987.08	MT		F	Hatchback Engine 4A-L	822001	Outer Joint		26	23	56	96.5	55	I
	1983.06- 1987.08			F	Hatchback Engine 4A-L	859062	Outer Joint		26	24	56	95.5	55	I
1.6 (63 kW)	1985.07- 1988.05	MT		F	Hatchback Engine 4A-L	822001	Outer Joint		26	23	56	96.5	55	I
	1985.07- 1988.05			F	Hatchback Engine 4A-L	859062	Outer Joint		26	24	56	95.5	55	I
1.8 D (43 kW)	1983.06- 1988.05			F	Hatchback Engine 1C	859062	Outer Joint		26	24	56	95.5	55	I
	1983.06- 1988.05	MT		F	Hatchback Engine 1C	859001	Outer Joint		26	24	56	95.5	55	I
1.8 D (47 kW)	1983.06- 1987.08			F	Hatchback Engine 1C-L	859062	Outer Joint		26	24	56	95.5	55	I
	1983.06- 1987.08	MT		F	Hatchback Engine 1C-L	859001	Outer Joint		26	24	56	95.5	55	I
COROLLA LIFTBACK (.E9.)														
1.3 i (55 kW)	1987.08- 1992.04			F	Hatchback Engine 2E/2E-E	859062	Outer Joint		26	24	56	95.5	55	I
1.6 (66 kW)	1987.08- 1992.04	AT		F	Hatchback Engine 4A-F	859019	Outer Joint	48T	26	24	56	95.5	55	I
	1987.08- 1992.04	AT		F	Hatchback Engine 4A-F	822001	Outer Joint		26	23	56	96.5	55	I
	1987.08- 1992.04			F	Hatchback Engine 4A-F	859062	Outer Joint		26	24	56	95.5	55	I
	1987.08- 1992.04	MT		F	Hatchback Engine 4A-F	859001	Outer Joint		26	24	56	95.5	55	I
1.6 (77 kW)	1989.08- 1992.04			F	Hatchback Engine 4A-FE	859020	Outer Joint		26	23	56	96.5	55	I
	1989.08- 1992.04	AT		F	Hatchback Engine 4A-FE	822001	Outer Joint		26	23	56	96.5	55	I
	1989.08- 1992.04	MT		F	Hatchback Engine 4A-FE	859001	Outer Joint		26	24	56	95.5	55	I





	 YEAR	TRANSM	L/R	F/R	REMARKS	GSP Ref.	 PRODUCT	 ABS	Technical Specifications						
									A	B	C	H	L	P	
TOYOTA															
COROLLA LIFTBACK (_E9_)															
1.6 4WD (66 kW)	1987.08- 1989.08	MT			All-wheel Drive Hatchback Engine 4A-F	859019	Outer Joint	48T	26	24	56	95.5	55	I	
1.6 GTi (92 kW)	1987.07- 1993.06			F	Hatchback Engine 4A-GE	859063	Outer Joint		26	29	56	99.5	62.5	O	
	1987.07- 1993.06	MT		F	Hatchback Engine 4A-GE	859019	Outer Joint	48T	26	24	56	95.5	55	I	
	1987.07- 1993.06			F	Hatchback Engine 4A-GE	859062	Outer Joint		26	24	56	95.5	55	I	
1.8 D (47 kW)	1987.08- 1992.04	MT		F	Hatchback Engine 1C	859021	Outer Joint	48T	26	23	56	96.5	55	I	
	1987.08- 1992.04	MT		F	Hatchback Engine 1C	859019	Outer Joint	48T	26	24	56	95.5	55	I	
	1987.08- 1992.04			F	Hatchback Engine 1C	859062	Outer Joint		26	24	56	95.5	55	I	
	1987.08- 1992.04	MT		F	Hatchback Engine 1C	859001	Outer Joint		26	24	56	95.5	55	I	
1.8 D (49 kW)	1989.08- 1992.04	MT		F	Hatchback Engine 1C	859021	Outer Joint	48T	26	23	56	96.5	55	I	
	1989.08- 1992.04	MT		F	Hatchback Engine 1C	859019	Outer Joint	48T	26	24	56	95.5	55	I	
	1989.08- 1992.04			F	Hatchback Engine 1C	859062	Outer Joint		26	24	56	95.5	55	I	
	1989.08- 1992.04	MT		F	Hatchback Engine 1C	859001	Outer Joint		26	24	56	95.5	55	I	
COROLLA RUNX / ALLEX (NZE121)															
1.5	2001.01-	4AT			Engine 1NZ-FE	859036	Outer Joint		26	23	58	96	52.5	I	
COROLLA RUNX / ALLEX (NZE124)															
1.5 4WD	2001.01-	4AT			Engine 1NZ-FE	859036	Outer Joint		26	23	58	96	52.5	I	
COROLLA RUNX / ALLEX (ZZE123)															
1.8	2001.01-	4AT			Engine 2ZZ-GE	859047	Outer Joint		26	24	58	96	52.5	I	
	2001.01-	6MT			Engine 2ZZ-GE	859047	Outer Joint		26	24	58	96	52.5	I	
COROLLA SR5															
-	1988- 1992		L		2WD	208016	Drive Shaft		26	23	56	96.5	599.5		
	1988- 1992		R		2WD	208017	Drive Shaft		26	23	56	96.5	910		
	1988- 1992				2WD	608015	Inner Joint		23	23	34	61	116		
COROLLA STATION WAGON (_E9_)															
1.3 (55 kW)	1987.12- 1992.06			F	Estate Engine 2E	859062	Outer Joint		26	24	56	95.5	55	I	
1.3 i (55 kW)	1989.06- 1992.06			F	Estate Engine 2E-E	859062	Outer Joint		26	24	56	95.5	55	I	
1.6 (66 kW)	1988.02- 1992.05	AT		F	Estate Engine 4A-F	859019	Outer Joint	48T	26	24	56	95.5	55	I	
	1988.02- 1992.05			F	Estate Engine 4A-F	859062	Outer Joint		26	24	56	95.5	55	I	
1.6 (70 kW)	1987.12- 1992.04	AT		F	Estate Engine 4A-F	859019	Outer Joint	48T	26	24	56	95.5	55	I	
	1987.12- 1992.04	AT		F	Estate Engine 4A-F	822001	Outer Joint		26	23	56	96.5	55	I	
	1987.12- 1992.04			F	Estate Engine 4A-F	859062	Outer Joint		26	24	56	95.5	55	I	
1.6 XLI (77 kW)	1989.11- 1992.06			F	Estate Engine 4A-FE	859020	Outer Joint		26	23	56	96.5	55	I	
1.6 XLI 4WD (77 kW)	1988.08- 1992.06				All-wheel Drive Estate Engine 4A-FE	859020	Outer Joint		26	23	56	96.5	55	I	
1.8 D (47 kW)	1987.12- 1992.06	MT		F	Estate Engine 1C	859021	Outer Joint	48T	26	23	56	96.5	55	I	
	1987.12- 1992.06	MT		F	Estate Engine 1C	859019	Outer Joint	48T	26	24	56	95.5	55	I	
	1987.12- 1992.06			F	Estate Engine 1C	859062	Outer Joint		26	24	56	95.5	55	I	
	1987.12- 1992.06	MT		F	Estate Engine 1C	859001	Outer Joint		26	24	56	95.5	55	I	
1.8 D (49 kW)	1989.08- 1992.06	MT		F	Estate Engine 1C	859021	Outer Joint	48T	26	23	56	96.5	55	I	
	1989.08- 1992.06	MT		F	Estate Engine 1C	859019	Outer Joint	48T	26	24	56	95.5	55	I	
	1989.08- 1992.06			F	Estate Engine 1C	859062	Outer Joint		26	24	56	95.5	55	I	
	1989.08- 1992.06	MT		F	Estate Engine 1C	859001	Outer Joint		26	24	56	95.5	55	I	
COROLLA VERSO (ZDE12_, CDE12_)															
1.8 VVT-i (99 kW)	2002.01- 2004.05			F	MPV Engine 1ZZ-FE	859131	Outer Joint	48T	26	24	58	96	54	I	
COROLLA WAGON (_E10_)															
1.3 XLi (55 kW)	1995.09- 1997.04			F	Estate Engine 4E-FE	859020	Outer Joint		26	23	56	96.5	55	I	
	1995.09- 1997.04			F	Estate Engine 4E-FE	859021	Outer Joint	48T	26	23	56	96.5	55	I	
1.3 XLi 16V (65 kW)	1992.07- 1995.09			F	Estate Engine 4E-FE	859020	Outer Joint		26	23	56	96.5	55	I	
	1992.07- 1995.09			F	Estate Engine 4E-FE	859021	Outer Joint	48T	26	23	56	96.5	55	I	
1.6 Si (84 kW)	1992.07- 1997.04			F	Estate Engine 4A-FE	859020	Outer Joint		26	23	56	96.5	55	I	
	1992.07- 1997.04			F	Estate Engine 4A-FE	859021	Outer Joint	48T	26	23	56	96.5	55	I	
	1992.07- 1997.04			F	Estate Engine 4A-FE	859062	Outer Joint		26	24	56	95.5	55	I	
2.0 D (53 kW)	1992.07- 1997.04			F	Estate Engine 2C	859020	Outer Joint		26	23	56	96.5	55	I	
	1992.07- 1997.04			F	Estate Engine 2C	859021	Outer Joint	48T	26	23	56	96.5	55	I	
	1992.07- 1997.04			F	Estate Engine 2C	859062	Outer Joint		26	24	56	95.5	55	I	
COROLLA WAGON (_E11_)															
1.4 (63 kW)	1997.04- 2000.02			F	Estate Engine 4E-FE	859020	Outer Joint		26	23	56	96.5	55	I	
	1997.04- 2000.02			F	Estate Engine 4E-FE	859021	Outer Joint	48T	26	23	56	96.5	55	I	
1.4 16V (71 kW)	2000.02- 2001.10			F	Estate Engine 4ZZ-FE	859020	Outer Joint		26	23	56	96.5	55	I	
	2000.02- 2001.10			F	Estate Engine 4ZZ-FE	859021	Outer Joint	48T	26	23	56	96.5	55	I	
1.6 (81 kW)	1997.04- 2000.02	AT		F	Estate Engine 4A-FE	859020	Outer Joint		26	23	56	96.5	55	I	
	1997.04- 2000.02	AT		F	Estate Engine 4A-FE	859021	Outer Joint	48T	26	23	56	96.5	55	I	





	 YEAR	TRANSM	L/R	F/R	REMARKS	GSP Ref.	 PRODUCT	 ABS	Technical Specifications						
									A	B	C	H	L	P	
TOYOTA															
COROLLA WAGON (_E11_)															
1.6 16V (81 kW)	2000.02- 2001.10	AT		F	Estate Engine 3ZZ-FE	859020	Outer Joint		26	23	56	96.5	55	I	
	2000.02- 2001.10	AT		F	Estate Engine 3ZZ-FE	859021	Outer Joint	48T	26	23	56	96.5	55	I	
1.6 Aut. (79 kW)	1997.04- 2000.02	AT		F	Estate Engine 4A-FE	859020	Outer Joint		26	23	56	96.5	55	I	
	1997.04- 2000.02	AT		F	Estate Engine 4A-FE	859021	Outer Joint	48T	26	23	56	96.5	55	I	
CORONA															
-	1987-					899111	Outer Joint		26	24	56	95.5	55	I	
	1993-					659004	Inner Joint		20	23	35	363	100.5		
	1993-					659005	Inner Joint		20	23	35	63.5	115.7		
CORONA / CARINA (AT170)															
1.5	1991.01- 1992.11	MT/AT			Engine 5A-FE	859005	Outer Joint		26	23	56	95.5	55	I	
CORONA / CARINA (AT171)															
1.6	1991.01- 1992.08	AT			Engine 4A-FHE/4A-GE	859005	Outer Joint		26	23	56	95.5	55	I	
CORONA / CARINA (AT175)															
1.6 4WD	1988.08- 1992.08	MT			Engine 4A-FE	859011	Outer Joint		26	27	56	100	63	M	
CORONA / CARINA (AT190)															
1.6	1992.02- 1996.01	MT/AT			Engine 4A-FE	859005	Outer Joint		26	23	56	95.5	55	I	
	1992.02- 1996.01	MT/AT			Engine 4A-FE	859006	Outer Joint	48T	26	23	56	95.5	55	I	
CORONA / CARINA (AT192)															
1.5	1992.08- 1996.08	MT/AT			Engine 5A-FE	859005	Outer Joint		26	23	56	95.5	55	I	
	1992.08- 1996.08	MT/AT			Engine 5A-FE	859006	Outer Joint	48T	26	23	56	95.5	55	I	
CORONA / CARINA (AT210)															
1.6	1996.01- 2002.01	MT/AT			Engine 4A-FE	859006	Outer Joint	48T	26	23	56	95.5	55	I	
CORONA / CARINA (AT211)															
1.8	1996.01- 2002.01	MT/AT			Engine 7A-FE	859006	Outer Joint	48T	26	23	56	95.5	55	I	
CORONA / CARINA (AT212)															
1.5	1996.08- 2002.01	MT/AT			Engine 5A-FE	859006	Outer Joint	48T	26	23	56	95.5	55	I	
CORONA / CARINA (ST162)															
2.0	1985.01- 1988.01	MT&AT			Engine 3S-GE	859003	Outer Joint		26	25	56	95.6	61	M	
	1985.08- 1989.08	MT&AT			Engine 3S-GELU	859003	Outer Joint		26	25	56	95.6	61	M	
CORONA / CARINA (ST171)															
2.0	1985.01- 1988.01	MT&AT			Engine 3S-GELU	859003	Outer Joint		26	25	56	95.6	61	M	
	1987.12- 1989.08	MT&AT			Engine 3S-GE	859003	Outer Joint		26	25	56	95.6	61	M	
CORONA / CARINA (ST182)															
2.0	1989.01- 1996.08	MT			Engine 3F-FE	859011	Outer Joint		26	27	56	100	63	M	
CORONA / CARINA (ST183)															
2.0	1989.01- 1996.01	MT			Engine 3F-FE	859011	Outer Joint		26	27	56	100	63	M	
CORONA / CARINA (ST210)															
2.0	1996.12- 2002.01	4AT			Engine 3S-FSE	859012	Outer Joint	48T	26	27	56	100	63	M	
CORONA / CARINA VAN (ET176V)															
1.5	1991.01- 1992.11	MT/AT			Engine 3E	859005	Outer Joint		26	23	56	95.5	55	I	
CURREN (ST206)															
2.0	1994.01- 1998.07	MT/AT			Engine 3S-FE	859011	Outer Joint		26	27	56	100	63	M	
	1994.01- 1998.07	MT/AT			Engine 3S-FE	859012	Outer Joint	48T	26	27	56	100	63	M	
	1994.01- 1998.07	MT/AT			Engine 3S-GE	859003	Outer Joint		26	25	56	95.6	61	M	
CURREN (ST207)															
2.0 4WS	1994.01- 1997.12	MT/AT			Engine 3S-FE	859011	Outer Joint		26	27	56	100	63	M	
	1994.01- 1997.12	MT/AT			Engine 3S-FE	859012	Outer Joint	48T	26	27	56	100	63	M	
CYNOS (EL44)															
1.5	1991.02- 1995.09	MT/AT			Engine 5E-FE FHE	859023	Outer Joint		26	23	56	96.5	55	I	
	1991.02- 1995.09	MT/AT			Engine 5E-FE FHE	859177	Outer Joint	48T	26	23	56	95.5	55	I	
CYNOS (EL52)															
1.3	1991.01- 1995.09	MT/AT			Engine 4E-FE	859023	Outer Joint		26	23	56	96.5	55	I	
CYNOS (EL54)															
1.5	1991.01- 1995.09	MT/AT			Engine 5E-FE	859023	Outer Joint		26	23	56	96.5	55	I	
ESTIMA															
-				R	MCR 30	259161	Drive Shaft	48T	30	24	63	100.5	975		
				L	MCR 30	259162	Drive Shaft	48T	30	24	63	100.5	655		
2.2	1992-	MT/AT				859166	Outer Joint	48T	26	27	56	96	67.5	I	
2.4						659022	Inner Joint		24	27	50	67	104		
						659027	Inner Joint		24	27	40	369	99.5		





	 YEAR	TRANSM	L/R	F/R	REMARKS	GSP Ref.	 PRODUCT	 ABS	Technical Specifications									
									A	B	C	H	L	P				
TOYOTA ESTIMA																		
2.4				L		259051	Drive Shaft	48T	26	24	63	100	662					
				R		259064	Drive Shaft	48T	26	24	63	100	961					
ESTIMA (ACR50)																		
-	2006-					859245	Outer Joint		26	27	61.2	100	59	I				
ESTIMA (ACR55)																		
-4WD	2006-					859245	Outer Joint		26	27	61.2	100	59	I				
ESTIMA (CXR20G)																		
2.2	1992-	MT/AT			Engine 3C-T 4WD	859073	Outer Joint		26	27	56	96	67.5	I				
ESTIMA (SR50W)																		
3.5	2006.01-	6AT/I			Engine 2GR-FE	859321	Outer Joint		30	27	61.2	100	64.5	M				
ESTIMA (SR55W)																		
3.5	2006.01-	6AT/I			Engine 2GR-FE	859321	Outer Joint		30	27	61.2	100	64.5	M				
3.5 4WD	2006.01-	6AT/I			Engine 2GR-FE	859321	Outer Joint		30	27	61.2	100	64.5	M				
ESTIMA PREVIA (ACR30W)																		
2.4	2000.02-	4AT			Engine 2AZ-FE	859175	Outer Joint	48T	26	27	63.3	100	59	M				
ESTIMA PREVIA (ACR40W)																		
2.4 4WD	2000.02-	4AT			Engine 2AZ-FE	859175	Outer Joint	48T	26	27	63.3	100	59	M				
ESTIMA PREVIA (MCR30W)																		
3.0	1999.12-				Engine 1MZ-FE	859253	Outer Joint	48T	30	34	61	100	67	I				
	1999.12-				Engine 1MZ-FE	859254	Outer Joint	48T	30	27	63	100.5	64.5	I				
	1999.12- 2001.05	4AT			Engine 1MZ-FE	859201	Outer Joint	48T	26	27	56	98	63	M				
	1999.12-	4AT			Engine 1MZ-FE	859154	Outer Joint	48T	30	27	63.4	100	64.5	M				
ESTIMA PREVIA (MCR40W)																		
3.0	1999.12- 2001.05	4AT			Engine 1MZ-FE	859201	Outer Joint	48T	26	27	56	98	63	M				
3.0 4WD	1999.12-	4AT			Engine 1MZ-FE	859253	Outer Joint	48T	30	34	61	100	67	I				
	1999.12-	4AT			Engine 1MZ-FE	859254	Outer Joint	48T	30	27	63	100.5	64.5	I				
	1999.12-	4AT			Engine 1MZ-FE	859154	Outer Joint	48T	30	27	63.4	100	64.5	M				
ESTIMA PREVIA (TCR20)																		
2.4 4WD	1993.02- 1999.12	AT			Engine 2TZ-FE	859089	Outer Joint		26	27	56	98	63	M				
	1993.02- 1999.12	AT			Engine 2TZ-FE	859201	Outer Joint	48T	26	27	56	98	63	M				
ESTIMA PREVIA (TCR21)																		
2.4 4WD	1990.05- 1999.12	AT			Engine 2TZ-FE	859089	Outer Joint		26	27	56	98	63	M				
	1990.05- 1999.12	AT			Engine 2TZ-FE	859201	Outer Joint	48T	26	27	56	98	63	M				
EXIV ED (ST182)																		
2.0	1989.09- 1993.08	MT/AT			Engine 3S-FE	859011	Outer Joint		26	27	56	100	63	M				
	1989.09- 1993.08	MT&AT			Engine 3S-GE	859003	Outer Joint		26	25	56	95.6	61	M				
	1991.08- 1993.09	AT			Engine 3S-FE	859012	Outer Joint	48T	26	27	56	100	63	M				
EXIV ED (ST183)																		
2.0 4WS	1989.09- 1993.09	MT/AT			Engine 3S-FE	859011	Outer Joint		26	27	56	100	63	M				
	1989.09- 1993.09	MT/AT			Engine 3S-FE	859012	Outer Joint	48T	26	27	56	100	63	M				
	1989.09- 1993.08	MT&AT			Engine 3S-GE	859003	Outer Joint		26	25	56	95.6	61	M				
EXIV ED (ST202)																		
2.0	1993.09- 1995.08	MT/AT			Engine 3S-FE	859011	Outer Joint		26	27	56	100	63	M				
	1993.09- 1995.08	MT/AT			Engine 3S-FE	859012	Outer Joint	48T	26	27	56	100	63	M				
	1993.09- 1995.08	MT/AT			Engine 3S-GE	859003	Outer Joint		26	25	56	95.6	61	M				
EXIV ED (ST203)																		
2.0 4WS	1993.09- 1995.08	MT/AT			Engine 3S-FE	859011	Outer Joint		26	27	56	100	63	M				
	1993.09- 1995.08	MT/AT			Engine 3S-FE	859012	Outer Joint	48T	26	27	56	100	63	M				
FUNCARGO																		
1.5	1999-	AT			NCP21 1NZ-FE	659023	Inner Joint		23	23	34	60	113					
GEO																		
-	1992- 1999					619001	Inner Joint		23	29	34	58.5	128.5					
GRAND HIACE (KCH16W)																		
3.0 4WD	1999.07- 2002.04	4AT/C			Engine 1KZ-TE	859016	Outer Joint		26	27	60	162	65.5	M				
GRANVIA (KCH16W)																		
3.0 4WD	1997.08- 2002.04	4AT/C			Engine 1KZ-TE	859016	Outer Joint		26	27	60	162	65.5	M				
GRANVIA (VCH16W)																		
3.4 4WD	1997.08- 2002.04	4AT/C			Engine 5VZ-FE	859016	Outer Joint		26	27	60	162	65.5	M				
HARRIER																		
2.2	1998- 2003			L		259021	Drive Shaft	48T	26	24	56	99	663					
	1998- 2003			R		259022	Drive Shaft	48T	26	24	56	99	957					





	 YEAR	TRANSM	L/R	F/R	REMARKS	GSP Ref.	 PRODUCT	 ABS	Technical Specifications										
									A	B	C	H	L	P					
TOYOTA																			
HARRIER (ACU30W)																			
2.4	2003.02-	4AT/F			Engine 2AZ-FE	859175	Outer Joint	48T	26	27	63.3	100	59	M					
HARRIER (ACU35W)																			
2.4 4WD	2003.02-	4AT/F			Engine 2AZ-FE	859175	Outer Joint	48T	26	27	63.3	100	59	M					
HARRIER (CU10W)																			
2.4	2000.11- 2003.02	4AT/I			Engine 2AZ-FE	859320	Outer Joint	48T	26	25	56	100	63	M					
3.0	1999.04- 2003.02	4AT/I			Engine 1MZ-FE	859173	Outer Joint	48T	30	27	63.4	100	64.5	M					
HARRIER (CU15W)																			
2.4 4WD	2000.11- 2003.02	4AT/I			Engine 2AZ-FE	859320	Outer Joint	48T	26	25	56	100	63	M					
3.0 4WD	1999.04- 2003.02	4AT/I			Engine 1MZ-FE	859320	Outer Joint	48T	26	25	56	100	63	M					
HARRIER (HU38W)																			
3.3 4WD	2005.03-	CVT/F			Engine 3MZ –FE	859304	Outer Joint	48T	30	34	61	100	68.5	M					
HARRIER (MCU15)																			
3.0 4WD	1997.12-	4AT			Engine 1MZ-FE	859320	Outer Joint	48T	26	25	56	100	63	M					
HARRIER (MCU30W)																			
3.0	2003.02-	5AT/F			Engine 1MZ-FE	859154	Outer Joint	48T	30	27	63.4	100	64.5	M					
HARRIER (MCU31W)																			
3.0	2003.02-	5AT/F			Engine 1MZ-FE	859154	Outer Joint	48T	30	27	63.4	100	64.5	M					
HARRIER (MCU35W)																			
3.0 4WD	2003.02-	5AT/F			Engine 1MZ-FE	859175	Outer Joint	48T	26	27	63.3	100	59	M					
HARRIER (MCU36W)																			
3.0 4WD	2003.02-	5AT/F			Engine 1MZ-FE	859175	Outer Joint	48T	26	27	63.3	100	59	M					
HARRIER (SU30W/SU31W)																			
3.5	2007.01- 2008.12	5AT/F			Engine 2GR –FE	859304	Outer Joint	48T	30	34	61	100	68.5	M					
HARRIER (SU35W/SU36W)																			
3.5 4WD	2007.01- 2008.12	5AT/F			Engine 2GR –FE	859305	Outer Joint	48T	30	26	61	100	68.5	M					
HARRIER (SXU10)																			
2.2	1997.12- 2000.11	4AT			Engine 5S-FE	859320	Outer Joint	48T	26	25	56	100	63	M					
HARRIER (SXU15)																			
2.2 4WD	1997.12- 2000.11	4AT			Engine 5S-FE	859320	Outer Joint	48T	26	25	56	100	63	M					
HARRIER (XU10W)																			
2.2	1999.04- 2000.11	4AT/I			Engine 5S-FE	859320	Outer Joint	48T	26	25	56	100	63	M					
HARRIER (XU15W)																			
2.2 4WD	1999.04- 2000.11	4AT/I			Engine 5S-FE	859320	Outer Joint	48T	26	25	56	100	63	M					
HIACE (LH107)																			
2.8 4WD	1989.08-	MT/AT			Engine 3L	859016	Outer Joint		26	27	60	162	65.5	M					
HIACE (LH109)																			
2.8 4WD	1989.08-	5MT			Engine 3L	859016	Outer Joint		26	27	60	162	65.5	M					
HIACE (LH119)																			
2.8 4WD	1989.08-	MT/AT			Engine 3L	859016	Outer Joint		26	27	60	162	65.5	M					
HIACE (LH129)																			
2.8 4WD	1989.08-	MT/AT			Engine 3L	859016	Outer Joint		26	27	60	162	65.5	M					
HIACE (LH85)																			
2.4 4WD	1987.10- 1995.05	5MT			Engine 2L	859016	Outer Joint		26	27	60	162	65.5	M					
HIACE (LH95)																			
2.4 4WD	1991.09- 1995.05	5MT			Engine 2L	859016	Outer Joint		26	27	60	162	65.5	M					
HIACE (LN165)																			
2.4 4WD	1997.09-	4AT			Engine 2L-TE	859016	Outer Joint		26	27	60	162	65.5	M					
HIACE (LY151)																			
2.8 4WD	1995.05-	5MT			Engine 3L	859016	Outer Joint		26	27	60	162	65.5	M					
HIACE (LY161)																			
2.8 4WD	1995.05-	5MT			Engine 3L	859016	Outer Joint		26	27	60	162	65.5	M					
HIACE IV (LH1_)																			
2.5 D-4D 4WD (75 kW)	2001.11- 2006.08				All-wheel Drive Box Engine 2KD-FTV	859243	Outer Joint		30	27	69	121	65	I					
HIACE REGIUS (RCH47)																			
2.7 4WD	1997.04-	4AT			Engine 3RZ-FE	859016	Outer Joint		26	27	60	162	65.5	M					
HILUX																			
-	2005-				4WD	859092	Outer Joint		26	34	60	162	65.5	I					
						859199	Outer Joint		30	29	72.5	116	73	M					
HILUX (KZN130)																			
3.0 4WD	1993.08- 1995.12	MT/AT			Engine 1KZ-TE	859016	Outer Joint		26	27	60	162	65.5	M					





	 YEAR	TRANSM	L/R	F/R	REMARKS	GSP Ref.	 PRODUCT	 ABS	Technical Specifications									
									A	B	C	H	L	P				
TOYOTA HILUX (LN100)																		
2.8 4WD	1988.09- 1994.08	MT			Engine 3L	859016	Outer Joint		26	27	60	162	65.5	M				
HILUX (LN106)																		
2.8 4WD	1988.09- 1991.08	MT			Engine 3L	859016	Outer Joint		26	27	60	162	65.5	M				
HILUX (LN107)																		
2.8 4WD	1991.08- 1997.09	MT			Engine 3L	859016	Outer Joint		26	27	60	162	65.5	M				
HILUX (LN131)																		
2.8 4WD	1989.04- 1993.08	MT			Engine 3L	859016	Outer Joint		26	27	60	162	65.5	M				
HILUX (LN167)																		
3.0 4WD	1997.09-	5MT			Engine 5L	859016	Outer Joint		26	27	60	162	65.5	M				
HILUX (MALAYSIA (KDN165))																		
2.5 4WD	2003.01-	MT			Engine 2KD	859016	Outer Joint		26	27	60	162	65.5	M				
HILUX (N170)																		
2.5 4WD	1997.11-	4AT			Engine 2L-TE	859016	Outer Joint		26	27	60	162	65.5	M				
HILUX (N172)																		
3.0 4WD	1997.11-	5MT			Engine 5L	859016	Outer Joint		26	27	60	162	65.5	M				
HILUX (RZN167)																		
2.0 4WD	1997.09-	5MT			Engine 1RZ-E	859016	Outer Joint		26	27	60	162	65.5	M				
HILUX (VZN130)																		
3.0 4WD	1990.08- 1991.08	MT/AT			Engine 3VZ-E	859016	Outer Joint		26	27	60	162	65.5	M				
HILUX (YN100)																		
2.0 4WD	1988.09- 1994.08	MT			Engine 3Y	859016	Outer Joint		26	27	60	162	65.5	M				
HILUX (YN105)																		
2.0 4WD	1988.09- 1991.08	MT			Engine 3Y	859016	Outer Joint		26	27	60	162	65.5	M				
HILUX (YN107)																		
2.0 4WD	1991.08- 1997.09	MT			Engine 3Y	859016	Outer Joint		26	27	60	162	65.5	M				
HILUX II (RN6_, RN5_, LN6_, YN6_, YN5_, LN5_)																		
2.0 (65 kW)	1984.01- 1986.12	MT		R	Pickup Engine 3Y	859007	Outer Joint		30	27	62	178	63	I				
	1984.01- 1986.12	MT		F	Pickup Engine 3Y	859050	Outer Joint		30	27	55.5	178	61	I				
2.0 4WD (65 kW)	1985.08- 1988.07	MT			All-wheel Drive Pickup Engine 3Y	859007	Outer Joint		30	27	62	178	63	I				
	1985.08- 1988.07			F	All-wheel Drive Pickup Engine 3Y	859015	Outer Joint		26	27	60	162	65.5	I				
2.2 4WD (69 kW)	1987.01- 1989.12			F	All-wheel Drive Pickup Engine 4Y	859015	Outer Joint		26	27	60	162	65.5	I				
2.4 D (55 kW)	1998.07- 2002.01	5MT	L/R	F	Pickup Engine 2L	259036	Drive Shaft		26		60	162	532.5					
2.4 D (58 kW)	1995.03- 2005.07	MT		R	Pickup Engine 2L	859007	Outer Joint		30	27	62	178	63	I				
2.4 D (59 kW)	1992.01- 2005.07	MT		R	Pickup Engine 2L	859007	Outer Joint		30	27	62	178	63	I				
	1992.01- 2005.07	MT		R	Pickup Engine 2L	859050	Outer Joint		30	27	55.5	178	61	I				
2.4 D (61 kW)	1988.08- 2005.07		L/R	F	Pickup Engine 2L	259036	Drive Shaft		26		60	162	532.5					
	1988.08- 2005.07	MT		R	Pickup Engine 2L	859007	Outer Joint		30	27	62	178	63	I				
	1988.08- 2005.07	MT		R	Pickup Engine 2L	859050	Outer Joint		30	27	55.5	178	61	I				
2.4 D 4WD (55 kW)	1984.01- 1988.08	5MT	L/R	F	All-wheel Drive Pickup Engine 2L	259036	Drive Shaft		26		60	162	532.5					
	1984.01- 1988.08			F	All-wheel Drive Pickup Engine 2L	859015	Outer Joint		26	27	60	162	65.5	I				
2.4 D 4WD (58 kW)	1994.01- 2005.07	MT		F	All-wheel Drive Pickup Engine 2L	859007	Outer Joint		30	27	62	178	63	I				
	1994.01- 2005.07	MT		F	All-wheel Drive Pickup Engine 2L	859050	Outer Joint		30	27	55.5	178	61	I				
2.4 D 4WD (61 kW)	1988.08- 2005.07		L/R	F	All-wheel Drive Pickup Engine 2L	259036	Drive Shaft		26		60	162	532.5					
	1988.08- 2005.07	MT		F	All-wheel Drive Pickup Engine 2L	859007	Outer Joint		30	27	62	178	63	I				
	1988.08- 2005.07			F	All-wheel Drive Pickup Engine 2L	859015	Outer Joint		26	27	60	162	65.5	I				
	1988.08- 2005.07	MT		F	All-wheel Drive Pickup Engine 2L	859050	Outer Joint		30	27	55.5	178	61	I				
2.4 i 4WD (103 kW)	1997.08- 2005.07			F	All-wheel Drive Pickup Engine 2RZ-FE	859015	Outer Joint		26	27	60	162	65.5	I				
2.4 i 4WD (84 kW)	1989.06- 2005.07			F	All-wheel Drive Pickup Engine 22R	859015	Outer Joint		26	27	60	162	65.5	I				
	1989.06- 2005.07			F	All-wheel Drive Pickup Engine 22RE	859015	Outer Joint		26	27	60	162	65.5	I				
2.4 TD 4WD (66 kW)	1998.08- 2002.01			F	All-wheel Drive Pickup Engine 2L-T	859015	Outer Joint		26	27	60	162	65.5	I				
2.5 D-4D (65 kW)	2001.11- 2005.07			R	Pickup Engine 2KD-FTV	859242	Outer Joint		30	29	72.7	116	70	M				
2.5 D-4D 4WD (75 kW)	2001.11- 2005.07				All-wheel Drive Pickup Engine 2KD-FTV	859242	Outer Joint		30	29	72.7	116	70	M				
2.7 (107 kW)	2001.08- 2004.07			R	Pickup Engine 3RZ-FE	859243	Outer Joint		30	27	69	121	65	I				
3.0 D (67 kW)	2002.01- 2005.02			R	Pickup Engine 5L	859243	Outer Joint		30	27	69	121	65	I				
3.0 D 4WD (67 kW)	2002.01- 2005.07				All-wheel Drive Pickup Engine 5L	859243	Outer Joint		30	27	69	121	65	I				
HILUX III (TGN1_, GGN2_, GGN1_, KUN2_, KUN1_)																		
2.5 D 4WD (75 kW)	2005.08-			L/R	All-wheel Drive Pickup Engine 2KD-FTV	259168	Drive Shaft		30	30	72.5	116	630					
	2005.08-				All-wheel Drive Pickup Engine 2KD-FTV	859199	Outer Joint		30	29	72.5	116	73	M				
	2005.08-				All-wheel Drive Pickup Engine 2KD-FTV	859242	Outer Joint		30	29	72.7	116	70	M				
2.5 D-4D (75 kW)	2006.06-			R	Pickup Engine 2KD-FTV	859242	Outer Joint		30	29	72.7	116	70	M				
2.5 D-4D (88 kW)	2007.12-			R	Pickup Engine 2KD-FTV	859242	Outer Joint		30	29	72.7	116	70	M				





	 YEAR	TRANSM	L/R	F/R	REMARKS	GSP Ref.	 PRODUCT	 ABS	Technical Specifications									
									A	B	C	H	L	P				
TOYOTA																		
HILUX III (TGN1_, GGN2_, GGN1_, KUN2_, KUN1_)																		
2.5 D-4D 4WD (106 kW)	2007.12-				All-wheel Drive Pickup Engine 2KD-FTV	859199	Outer Joint		30	29	72.5	116	73	M				
2.5 D-4D 4WD (88 kW)	2007.12-		L/R		All-wheel Drive Pickup Engine 2KD-FTV	259168	Drive Shaft		30	30	72.5	116	630					
	2007.12-				All-wheel Drive Pickup Engine 2KD-FTV	859199	Outer Joint		30	29	72.5	116	73	M				
	2007.12-				All-wheel Drive Pickup Engine 2KD-FTV	859242	Outer Joint		30	29	72.7	116	70	M				
3.0 D-4D 4WD (126 kW)	2007.12-		L/R		All-wheel Drive Pickup Engine 1KD-FTV	259168	Drive Shaft		30	30	72.5	116	630					
	2007.12-				All-wheel Drive Pickup Engine 1KD-FTV	859199	Outer Joint		30	29	72.5	116	73	M				
	2007.12-				All-wheel Drive Pickup Engine 1KD-FTV	859242	Outer Joint		30	29	72.7	116	70	M				
HILUX PICK UP																		
-	1992.01- 1999.12	MT	L/R		4WD	259219	Drive Shaft		26		60	162	527.5					
	2000.01- 2006.12	MT	L/R		4WD	259219	Drive Shaft		26		60	162	527.5					
	2000.01- 2006.12	MT	L/R		4WD	259217	Drive Shaft		26		60	162	522					
HILUX PICK UP (LN165H)																		
2.5 4WD	1997.08- 1999.08	4MT/F			Engine 2L-TE	859016	Outer Joint		26	27	60	162	65.5	M				
HILUX PICK UP (LN167)																		
3.0 4WD	1997.08- 2004.07	5MT/F			Engine 5L	859016	Outer Joint		26	27	60	162	65.5	M				
HILUX PICK UP (LN172H)																		
3.0 4WD	1997.11- 2004.07	5MT/F			Engine 5L	859016	Outer Joint		26	27	60	162	65.5	M				
HILUX PICK UP (RZN167)																		
2.0 4WD	1997.08- 1999.08	5MT/F			Engine 1RZ-E	859016	Outer Joint		26	27	60	162	65.5	M				
3.0 4WD	1997.08- 2004.07	5MT/F			Engine 5L	859016	Outer Joint		26	27	60	162	65.5	M				
HILUX PICK UP (RZN169H)																		
2.7	2001.08- 2004.07	4MT/F			Engine 3RZ-FE	859016	Outer Joint		26	27	60	162	65.5	M				
2.7 4WD	1999.09- 2001.07	4MT/F			Engine 3RZ-FE	859016	Outer Joint		26	27	60	162	65.5	M				
HILUX PICK UP (RZN170H)																		
2.5 4WD	1997.11- 1999.08	4MT/F			Engine 2L-TE	859016	Outer Joint		26	27	60	162	65.5	M				
HILUX PICK UP (RZN174H)																		
2.7 4WD	1999.08- 2004.07	4MT/F			Engine 3RZ-FE	859016	Outer Joint		26	27	60	162	65.5	M				
HILUX SURF4RUNNER (LN130)																		
2.4 4WD	1989.04- 1993.08	MT/AT			Engine 2L-T	859016	Outer Joint		26	27	60	162	65.5	M				
HILUX SURF4RUNNER (N185W)																		
2.7 4WD	1995.11- 2002.11	4AT/F			Engine 3RZ-FE	859034	Outer Joint		30	27	69	122.5	64.5	I				
	1995.11- 2000.08	5MT/F			Engine 3RZ-FE	859034	Outer Joint		30	27	69	122.5	64.5	I				
3.0 4WD	1995.11- 2000.08	4AT/F			Engine 1KZ-TE	859034	Outer Joint		30	27	69	122.5	64.5	I				
	1995.11- 2000.08	5MT/F			Engine 1KZ-TE	859034	Outer Joint		30	27	69	122.5	64.5	I				
	2000.08- 2002.11	4AT/F			Engine 1KD-FTV	859034	Outer Joint		30	27	69	122.5	64.5	I				
3.4 4WD	1995.11- 2002.11	4AT/F			Engine 5VZ-FE	859034	Outer Joint		30	27	69	122.5	64.5	I				
HILUX SURF4RUNNER (N215W)																		
2.7 4WD	2002.11-	4AT/F			Engine 3RZ-FE	859107	Outer Joint		30	30	70	103.5	82.5	I				
3.0 4WD	2002.11-	4AT/F			Engine 1KD-FTV	859107	Outer Joint		30	30	70	103.5	82.5	I				
3.4 4WD	2002.11-	4AT/F			Engine 5VZ-FE	859107	Outer Joint		30	30	70	103.5	82.5	I				
HILUX SURF4RUNNER (YN130)																		
2.0 4WD	1989.04- 1991.08	MT/AT			Engine 3Y-E	859016	Outer Joint		26	27	60	162	65.5	M				
IPSUM PICNIC (ACM21)																		
2.4	2000-	AT			Engine 2AZ-FE	859294	Outer Joint	48T	26	27	63	97	60	M				
IPSUM PICNIC (ACM21W)																		
2.4	2001.05-	4AT/C			Engine 2AZ-FE	859175	Outer Joint	48T	26	27	63.3	100	59	M				
IPSUM PICNIC (ACM26)																		
2.4 4WD	2000-	AT			Engine 2AZ-FE	859294	Outer Joint	48T	26	27	63	97	60	M				
IPSUM PICNIC (ACM26W)																		
2.4 4WD	2001.05-	4AT/C			Engine 2AZ-FE	859175	Outer Joint	48T	26	27	63.3	100	59	M				
KLUGER V (ACU25W)																		
2.4 4WD	2000.11-	4AT			Engine 2AZ-FE	859175	Outer Joint	48T	26	27	63.3	100	59	M				
KLUGER V (MCU20W)																		
3.0	2000.11- 2001.05	4AT			Engine 1MZ-FE	859201	Outer Joint	48T	26	27	56	98	63	M				
	2001.05-	4AT			Engine 1MZ-FE	859154	Outer Joint	48T	30	27	63.4	100	64.5	M				
KLUGER V (MCU25W)																		
3.0 4WD	2000.11-	4AT			Engine 1MZ-FE	859175	Outer Joint	48T	26	27	63.3	100	59	M				
LAND CRUISER																		
120 Series Prado	2003.01-	MT/AT				699045	Inner Joint		30	30	47	75.5	108.5					
	2003.01-	MT/AT	L/R			259054	Drive Shaft		30	30	70	103.5	647					





	 YEAR	TRANSM	L/R	F/R	REMARKS	GSP Ref.	 PRODUCT	 ABS	Technical Specifications									
									A	B	C	H	L	P				
TOYOTA																		
LAND CRUISER																		
2.5 D						659039	Inner Joint		30	29	47	76	116					
						899125	Outer Joint		30	29	72.5	116	73	M				
			L/R			259004	Drive Shaft		30	30	72.5	116	630					
LAND CRUISER (PZJ7_, KZJ7_, HZJ7_, BJ7_, LJ7_, RJ7_)																		
3.4 D (70 kW)	1984.11- 1996.12	MT			All-wheel Drive Closed Off-Road Vehicle Engine 3B	859007	Outer Joint		30	27	62	178	63	I				
	1984.11- 1996.12	MT		F	All-wheel Drive Closed Off-Road Vehicle Engine 3B	859050	Outer Joint		30	27	55.5	178	61	I				
4.2 TD (96 kW)	1990.01-				All-wheel Drive Closed Off-Road Vehicle Engine 1H-Z	859007	Outer Joint		30	27	62	178	63	I				
LAND CRUISER (_J6_)																		
4.0 (101 kW)	1984.11- 1987.08	MT			All-wheel Drive Closed Off-Road Vehicle Engine 3F	859007	Outer Joint		30	27	62	178	63	I				
4.0 Diesel (74 kW)	1982.01- 1985.12	MT			All-wheel Drive Closed Off-Road Vehicle Engine 2H	859007	Outer Joint		30	27	62	178	63	I				
	1982.01- 1985.12	MT		F	All-wheel Drive Closed Off-Road Vehicle Engine 2H	859050	Outer Joint		30	27	55.5	178	61	I				
4.0 Diesel (76 kW)	1985.01- 1987.12	MT			All-wheel Drive Closed Off-Road Vehicle Engine 2H	859007	Outer Joint		30	27	62	178	63	I				
	1985.01- 1987.12	MT		F	All-wheel Drive Closed Off-Road Vehicle Engine 2H	859050	Outer Joint		30	27	55.5	178	61	I				
4.0 Diesel (77 kW)	1981.10- 1988.01	MT			All-wheel Drive Closed Off-Road Vehicle Engine 2H	859007	Outer Joint		30	27	62	178	63	I				
	1981.10- 1988.01	MT		F	All-wheel Drive Closed Off-Road Vehicle Engine 2H	859050	Outer Joint		30	27	55.5	178	61	I				
4.0 Turbo-D (100 kW)	1985.10- 1989.12				All-wheel Drive Closed Off-Road Vehicle Engine 12HT	859007	Outer Joint		30	27	62	178	63	I				
	1985.10- 1989.12	MT		F	All-wheel Drive Closed Off-Road Vehicle Engine 12HT	859050	Outer Joint		30	27	55.5	178	61	I				
4.2 (88 kW)	1981.10- 1988.01	MT		F	All-wheel Drive Closed Off-Road Vehicle Engine 2F	859050	Outer Joint		30	27	55.5	178	61	I				
LAND CRUISER / HI-LUX / 4 RUNNER																		
2.0	1988- 1993	MT/AT	L/R		Truck	259031	Drive Shaft		26		60	162	487					
LAND CRUISER 100 SERIES																		
-	1998- 1999					859075	Outer Joint		30	24	59	167.5	71	I				
LAND CRUISER 105 SERIES																		
-						859075	Outer Joint		30	24	59	167.5	71	I				
LAND CRUISER 78 & 79 SERIES																		
-	1999-					859075	Outer Joint		30	24	59	167.5	71	I				
LAND CRUISER 80 (_J8_)																		
4.0 (115 kW)	1990.01- 1992.08				All-wheel Drive Closed Off-Road Vehicle Engine 3F-E	859007	Outer Joint		30	27	62	178	63	I				
	1990.01- 1992.08	AT		F	All-wheel Drive Closed Off-Road Vehicle Engine 3F-E	859101	Outer Joint		30	24	59	176	71	I				
4.2 D (99 kW)	1990.01- 1997.12				All-wheel Drive Closed Off-Road Vehicle Engine 1H-Z	859007	Outer Joint		30	27	62	178	63	I				
	1990.01- 1997.12	AT		F	All-wheel Drive Closed Off-Road Vehicle Engine 1H-Z	859101	Outer Joint		30	24	59	176	71	I				
4.2 TD (118 kW)	1992.10- 1997.12				All-wheel Drive Closed Off-Road Vehicle Engine 1HD-T	859064	Outer Joint		30	24	57	169	71	I				
	1992.10- 1997.12	AT		F	All-wheel Drive Closed Off-Road Vehicle Engine 1HD-T	859101	Outer Joint		30	24	59	176	71	I				
	1992.10- 1997.12			F	All-wheel Drive Closed Off-Road Vehicle Engine 1HD-T	859041	Outer Joint	48T	30	24	59	176	71	I				
4.2 TD (123 kW)	1990.01- 1997.12	AT		F	All-wheel Drive Closed Off-Road Vehicle Engine 1HD-T	859101	Outer Joint		30	24	59	176	71	I				
	1990.01- 1997.12			F	All-wheel Drive Closed Off-Road Vehicle Engine 1HD-T	859041	Outer Joint	48T	30	24	59	176	71	I				
4.2 TD 24V (125 kW)	1995.03- 1997.12	AT		F	All-wheel Drive Closed Off-Road Vehicle Engine 1HD-FT	859101	Outer Joint		30	24	59	176	71	I				
	1995.03- 1997.12			F	All-wheel Drive Closed Off-Road Vehicle Engine 1HD-FT	859041	Outer Joint	48T	30	24	59	176	71	I				
4.5 24V (151 kW)	1992.08- 1997.12	AT		F	All-wheel Drive Closed Off-Road Vehicle Engine 1FZ-FE	859101	Outer Joint		30	24	59	176	71	I				
	1992.08- 1997.12			F	All-wheel Drive Closed Off-Road Vehicle Engine 1FZ-FE	859041	Outer Joint	48T	30	24	59	176	71	I				
LAND CRUISER 80 SERIES																		
-	1990.01- 1994.04					859075	Outer Joint		30	24	59	167.5	71	I				
LAND CRUISER 90 (_J9_)																		
3.0 D-4D (120 kW)	2000.10-	5MT			All-wheel Drive Closed Off-Road Vehicle Engine 1KD-FTV	859243	Outer Joint		30	27	69	121	65	I				
3.0 TD (92 kW)	1996.04-				All-wheel Drive Closed Off-Road Vehicle Engine 1KZ-TE	859243	Outer Joint		30	27	69	121	65	I				
3.4 i 24V (131 kW)	1996.04-				All-wheel Drive Closed Off-Road Vehicle Engine 5VZ-FE	859243	Outer Joint		30	27	69	121	65	I				
LAND CRUISER LEXUS LX470 (FZJ105)																		
4.2 4WD	1998.01-	MT/AT			Engine 1HZ	859046	Outer Joint		30	24	59	168.1	71.2	I				
	1998.01-	MT/AT			Engine 1HZ	859027	Outer Joint		30	24	59	180	71	I				
LAND CRUISER LEXUS LX470 (FZJ71 / 74 / 78 / 79)																		
4.2	1999.08-	MT/AT			Engine 1HZ	859027	Outer Joint		30	24	59	180	71	I				
LAND CRUISER LEXUS LX470 (HDJ101 4W)																		
4.2	1998.01-	MT/AT			Engine 1HD-FTE	859085	Outer Joint		30	30	72.58	176	78	I				
LAND CRUISER LEXUS LX470 (HDJ101K)																		
4.7 4WD	1998.01-	MT/AT			Engine 1HD-FTE	859085	Outer Joint		30	30	72.58	176	78	I				
LAND CRUISER LEXUS LX470 (HZJ105)																		
4.5 4WD	1998.01-	MT/AT			Engine 1FZ-FE	859046	Outer Joint		30	24	59	168.1	71.2	I				
	1998.01-	MT/AT			Engine 1FZ-FE	859027	Outer Joint		30	24	59	180	71	I				
LAND CRUISER LEXUS LX470 (HZJ71 / 78 / 79)																		
4.5	1999.08-	MT/AT			Engine 1FZ-F	859027	Outer Joint		30	24	59	180	71	I				





	 YEAR	TRANSM	L/R	F/R	REMARKS	GSP Ref.	 PRODUCT	 ABS	Technical Specifications						
									A	B	C	H	L	P	
TOYOTA															
LAND CRUISER LEXUS LX470 (UZJ100 4W)															
4.7	1998.01-	4AT			Engine 2UZ-FE	859085	Outer Joint		30	30	72.58	176	78	I	
LAND CRUISER LEXUS LX470 (UZJ100W)															
4.7 4WD	1998.01-	MT/AT			Engine 2UZ-FE	859085	Outer Joint		30	30	72.58	176	78	I	
LAND CRUISER LEXUS LX570 (_URJ202W_)															
4.6 4WD	2009.05- 2010.08	6AT/F			Engine 1UR-FE	859336	Outer Joint		36	30	83	120	78	I	
LAND CRUISER LEXUS LX571 (_URJ202W_)															
4.6 4WD	2010.08- 2012.01	6AT/F			Engine 1UR-FE	859336	Outer Joint		36	30	83	120	78	I	
LAND CRUISER LEXUS LX572 (_URJ202W_)															
4.6 4WD	2012.01-	6AT/F			Engine 1UR-FE	859336	Outer Joint		36	30	83	120	78	I	
LAND CRUISER LEXUS LX573 (_URJ202W_)															
4.7 4WD	2007.09- 2009.05	5AT/F			Engine 2UZ-FE	859336	Outer Joint		36	30	83	120	78	I	
LEXUS (S196)															
3.5 4WD	2007.09-	6AT/F			Engine 2GR—FSE	859306	Outer Joint		30	30	57	82	55	M	
LITEACE TOWNACE (CM40G)															
2.0 4WD	1985.10- 1992.01	MT/AT			Engine 2C-T	859045	Outer Joint		26	27	60	140	65.5	I	
LITEACE TOWNACE (CM41V)															
2.0 4WD	1985.10- 1992.01	MT			Engine 2C	859045	Outer Joint		26	27	60	140	65.5	I	
LITEACE TOWNACE (CM60)															
2.0 4WD	1986.10- 1987.08	5MT			Engine 2C	859045	Outer Joint		26	27	60	140	65.5	I	
	1986.10- 1987.08	MT			Engine 2C	859045	Outer Joint		26	27	60	140	65.5	I	
LITEACE TOWNACE (CM65)															
2.0 4WD	1986.10- 1987.08	MT			Engine 2C	859045	Outer Joint		26	27	60	140	65.5	I	
LITEACE TOWNACE (CR30G)															
2.0 4WD	1985.10- 1993.09	MT/AT			Engine 2C-T	859045	Outer Joint		26	27	60	140	65.5	I	
LITEACE TOWNACE (CR31)															
2.2 4WD	1993.09- 1996.10	MT/AT			Engine 3C-T	859045	Outer Joint		26	27	60	140	65.5	I	
LITEACE TOWNACE (CR36V)															
2.0 4WD	1985.10- 1996.10	MT/AT			Engine 2C	859045	Outer Joint		26	27	60	140	65.5	I	
LITEACE TOWNACE (CR37G)															
2.0 4WD	1987.08- 1993.09	MT/AT			Engine 2C-T	859045	Outer Joint		26	27	60	140	65.5	I	
LITEACE TOWNACE (CR38)															
2.2 4WD	1993.09- 1996.10	MT/AT			Engine 3C-T	859045	Outer Joint		26	27	60	140	65.5	I	
LITEACE TOWNACE (CR50)															
2.2 4WD	1996.10-	4AT			Engine 3C-T	859089	Outer Joint		26	27	56	98	63	M	
	1996.10-	MT/AT			Engine 3C-T	859201	Outer Joint	48T	26	27	56	98	63	M	
LITEACE TOWNACE (CR51)															
2.0 4WD	1996.11- 1998.12	4AT			Engine 2C	859089	Outer Joint		26	27	56	98	63	M	
	1996.11- 1998.12	MT/AT			Engine 2C	859201	Outer Joint	48T	26	27	56	98	63	M	
LITEACE TOWNACE (SR50)															
2.0 4WD	1996.10-	4AT			Engine 3S-FE	859089	Outer Joint		26	27	56	98	63	M	
	1996.10-	MT/AT			Engine 3S-FE	859201	Outer Joint	48T	26	27	56	98	63	M	
LITEACE TOWNACE (YM40G)															
2.0 4WD	1985.10- 1992.01	MT/AT			Engine 3Y-U	859045	Outer Joint		26	27	60	140	65.5	I	
LITEACE TOWNACE (YM60)															
1.8 4WD	1986.10- 1990.08	MT			Engine 2Y	859045	Outer Joint		26	27	60	140	65.5	I	
LITEACE TOWNACE (YR30G)															
2.0 4WD	1985.10-	MT/AT			Engine 3Y-EU	859045	Outer Joint		26	27	60	140	65.5	I	
LUCIDA EMINA (CXR20)															
2.2 4WD	1992.01- 1993.08	MT/AT			Engine 3C-T TE	859089	Outer Joint		26	27	56	98	63	M	
	1992.01- 1993.08	MT/AT			Engine 3C-T TE	859201	Outer Joint	48T	26	27	56	98	63	M	
LUCIDA EMINA (CXR21)															
2.2 4WD	1992.01- 1993.08	MT/AT			Engine 3C-T TE	859089	Outer Joint		26	27	56	98	63	M	
	1992.01- 1993.08	MT/AT			Engine 3C-T TE	859201	Outer Joint	48T	26	27	56	98	63	M	
LUCIDA EMINA (TCR20)															
2.4 4WD	1992.01- 1999.12	MT/AT			Engine 2TZ-FE	859089	Outer Joint		26	27	56	98	63	M	
	1992.01- 1999.12	MT/AT			Engine 2TZ-FE	859201	Outer Joint	48T	26	27	56	98	63	M	
LUCIDA EMINA (TCR21)															
2.4 4WD	1992.01- 1996.10	MT/AT			Engine 2TZ-FE	859089	Outer Joint		26	27	56	98	63	M	
	1992.01- 1996.10	MT/AT			Engine 2TZ-FE	859201	Outer Joint	48T	26	27	56	98	63	M	
MARK II QUALIS (SXV20)															
2.2	1997.04- 2002.02	4AT			Engine 5S-FE	859012	Outer Joint	48T	26	27	56	100	63	M	





	 YEAR	TRANSM	L/R	F/R	REMARKS	GSP Ref.	 PRODUCT	 ABS	Technical Specifications										
									A	B	C	H	L	P					
TOYOTA																			
MARK X ZIO (ANA15)																			
-4WD	2007-					859245	Outer Joint		26	27	61.2	100	59	I					
MARK X ZIO (ANA1_,GGA10)																			
-	2007-					859245	Outer Joint		26	27	61.2	100	59	I					
MR 2 I (AW1_)																			
1.6 16V (85 kW)	1984.11- 1990.06			R	Coupe Engine 4A-GELC	859062	Outer Joint		26	24	56	95.5	55	I					
1.6 16V (91 kW)	1984.11- 1990.06			R	Coupe Engine 4A-GEL	859062	Outer Joint		26	24	56	95.5	55	I					
MR 2 II																			
2.0	1990.04- 1999.11					859186	Outer Joint	48T	26	25	56	96	61	I					
OPA (ACT10)																			
2.0	2000.08-	CVT			Engine 1AZ-FSE	859036	Outer Joint		26	23	58	96	52.5	I					
OPA (ZCD15)																			
1.8	2000.04-	4AT			Engine 1ZZ-FE	859036	Outer Joint		26	23	58	96	52.5	I					
OPA (ZCT10)																			
1.8	2000.04-	4AT			Engine 1ZZ-FE	859036	Outer Joint		26	23	58	96	52.5	I					
PASSO (KGC10)																			
1.0	2004.05-	4AT/C			Engine 1KR-FE	859268	Outer Joint		24	26	47	85.5	47.5	I					
PASSO (KGC15)																			
1.0 4WD	2004.05-	4AT/C			Engine 1KR-FE	859268	Outer Joint		24	26	47	85.5	47.5	I					
PASSO (QNC10)																			
1.3	2004.05-	4AT/C			Engine K3-VE	859266	Outer Joint		24	29	47	85.5	51	I					
PICK UP																			
-					4WD	859198	Outer Joint		30	27	56	188.5	60	I					
	1986- 1995					659014	Inner Joint			24		83.3							
PICNIC (_XM10)																			
2.0 (90 kW)	2001.01- 2001.12			F	MPV Engine 3S-FE	859019	Outer Joint	48T	26	24	56	95.5	55	I					
2.0 16V (94 kW)	1996.05- 2001.12			F	MPV Engine 3S-FE	859019	Outer Joint	48T	26	24	56	95.5	55	I					
2.2 D (66 kW)	1997.08- 2001.12			F	MPV Engine 3C-TE	859019	Outer Joint	48T	26	24	56	95.5	55	I					
PLATZ ECHO (NCP10)																			
1.0	1999.08-	MT/AT			Engine 2NZ-FE	859029	Outer Joint		24	22	56	90	48.5	M					
1.3	1999.01-	MT/AT			Engine 2NZ-FE	859029	Outer Joint		24	22	56	90	48.5	M					
PRADO (J120W)																			
2.7 4WD	2002.10-	4AT/F			Engine 3RZ-FE	859107	Outer Joint		30	30	70	103.5	82.5	I					
3.0 4WD	2002.10-	4AT/F			Engine 1KD-FTV	859107	Outer Joint		30	30	70	103.5	82.5	I					
PRADO (J121W)																			
3.0 4WD	2002.10-	4AT/F			Engine 1KD-FTV	859107	Outer Joint		30	30	70	103.5	82.5	I					
3.4 4WD	2002.10-	4AT/F			Engine 5VZ-FE	859107	Outer Joint		30	30	70	103.5	82.5	I					
PRADO (J125W)																			
2.7 4WD	2002.10-	4AT/F			Engine 3RZ-FE	859107	Outer Joint		30	30	70	103.5	82.5	I					
3.0 4WD	2002.10-	4AT/F			Engine 1KD-FTV	859107	Outer Joint		30	30	70	103.5	82.5	I					
3.4 4WD	2002.10-	4AT/F			Engine 5VZ-FE	859107	Outer Joint		30	30	70	103.5	82.5	I					
PRADO (J90W)																			
3.0	1996.05- 2002.10	MT/AT			Engine 1KZ-TE	859034	Outer Joint		30	27	69	122.5	64.5	I					
3.4	1996.05- 2002.10	MT/AT			Engine 5VZ-FE	859034	Outer Joint		30	27	69	122.5	64.5	I					
PRADO (J95W)																			
3.0	1996.05- 2002.10	MT/AT			Engine 1KZ-TE	859034	Outer Joint		30	27	69	122.5	64.5	I					
3.4	1996.05- 2002.10	4AT			Engine 5VZ-FE	859034	Outer Joint		30	27	69	122.5	64.5	I					
PRADO (KZJ-95W)																			
3.0 4WD	1996.04- 2000.08	MT/AT			Engine 1KZ-TE	859034	Outer Joint		30	27	69	122.5	64.5	I					
PREMIO (AZT240)																			
2.0	2001-	CVT			Engine 1AZ-FSE	859294	Outer Joint	48T	26	27	63	97	60	M					
PREVIA (MCR3_, ACR3_, CLR3_)																			
2.4 (115 kW)	2000.08- 2006.01	AT		F	MPV Engine 2AZ-FE	859314	Outer Joint	48T	26	27	61.2	100	59.5	I					
PREVIA (TCR2_, TCR1_)																			
2.4 (97 kW)	1990.05- 2000.08			R	MPV Engine 2TZ-FE	859125	Outer Joint	48T	26	27	56	99.5	63	I					
	1990.05- 2000.08	MT/AT		R	MPV Engine 2TZ-FE	831001	Outer Joint		26	27	56	99.5	63	I					
2.4 4WD (97 kW)	1990.05- 2000.08				All-wheel Drive MPV Engine 2TZ-FE	859125	Outer Joint	48T	26	27	56	99.5	63	I					
	1990.05- 2000.08	MT/AT		F	All-wheel Drive MPV Engine 2TZ-FE	831001	Outer Joint		26	27	56	99.5	63	I					
PREVIA / TARAGO (ACR50)																			
-	2006-					859245	Outer Joint		26	27	61.2	100	59	I					
PRIUS																			
-	2001- 2003					859191	Outer Joint	48T	26	24	56	95.5	55	I					





	 YEAR	TRANSM	L/R	F/R	REMARKS	GSP Ref.	 PRODUCT	 ABS	Technical Specifications							
									A	B	C	H	L	P		
TOYOTA																
PRIUS (NHW20_)																
1.5 (57 kW)	2003.11- 2006.02		L/R	F	Hatchback Engine 1NZ-FXE	859288	Outer Joint	48T	26	23	58	96	52.5	I		
	2003.11- 2006.02			F	Hatchback Engine 1NZ-FXE	859136	Outer Joint	48T	26	23	58	96	52.5	I		
RAUM (EXZ10)																
1.0	1997.05- 2003.04	4AT/C			Engine 5E-FE	859177	Outer Joint	48T	26	23	56	95.5	55	I		
RAUM (EXZ15)																
1.5 4WD	1997.05- 2003.04	4AT/C			Engine 5E-FE	859177	Outer Joint	48T	26	23	56	95.5	55	I		
RAUM (PRONARD)																
1.5	1997.05-	4AT			Engine 5E-FE	859177	Outer Joint	48T	26	23	56	95.5	55	I		
RAV 4																
-	1994.01- 2000.07	MT/AT		F		659012	Inner Joint		23	23	44	49.5	114.5			
	1994.01- 2000.07	MT/AT	L		AE 95 4WD	259044	Drive Shaft		26	23	56	95.5	574			
	1994.01- 2000.07	MT/AT	R		AE 95 4WD	259046	Drive Shaft		26	23	56	95.5	578.5			
	2000.01-		L	F	20 Series	259012	Drive Shaft		26	23	63	100	595			
	2000.01-		R	F	20 Series	259013	Drive Shaft		26	23	63	100	990.5			
RAV 4 (ACA20W)																
2.0 4WD	2000.05-	4AT/F			Engine 1AZ-FSE	859175	Outer Joint	48T	26	27	63.3	100	59	M		
	2000.05-	5MT/F			Engine 1AZ-FSE	859175	Outer Joint	48T	26	27	63.3	100	59	M		
RAV 4 (ACA21W)																
2.0 4WD	2000.05-	4AT/F			Engine 1AZ-FSE	859175	Outer Joint	48T	26	27	63.3	100	59	M		
	2000.05-	5MT/F			Engine 1AZ-FSE	859175	Outer Joint	48T	26	27	63.3	100	59	M		
RAV 4 (SXA1_)																
2.0 16V 4WD (94 kW)	1997.12- 2000.06	MT/AT		F	All-wheel Drive Open Off-Road Vehicle Engine 3S-FE	859120	Outer Joint	48T	26	24	56	95.5	55	I		
	1997.12- 2000.06	MT/AT			All-wheel Drive Open Off-Road Vehicle Engine 3S-FE	859019	Outer Joint	48T	26	24	56	95.5	55	I		
	1997.12- 2000.06	MT/AT		F	All-wheel Drive Open Off-Road Vehicle Engine 3S-FE	859001	Outer Joint		26	24	56	95.5	55	I		
	1997.12- 2000.06				All-wheel Drive Open Off-Road Vehicle Engine 3S-FE	859062	Outer Joint		26	24	56	95.5	55	I		
2.0 4WD (95 kW)	1994.06- 2000.06	MT/AT		F	All-wheel Drive Closed Off-Road Vehicle Engine 3S-FE	859120	Outer Joint	48T	26	24	56	95.5	55	I		
	1994.06- 2000.06	MT/AT			All-wheel Drive Closed Off-Road Vehicle Engine 3S-FE	859019	Outer Joint	48T	26	24	56	95.5	55	I		
	1994.06- 2000.06	MT/AT		F	All-wheel Drive Closed Off-Road Vehicle Engine 3S-FE	859001	Outer Joint		26	24	56	95.5	55	I		
	1994.06- 2000.06				All-wheel Drive Closed Off-Road Vehicle Engine 3S-FE	859062	Outer Joint		26	24	56	95.5	55	I		
RAV 4 (ZCA25W)																
1.8	2000.05-	4AT			Engine 1ZZ-FE	859047	Outer Joint		26	24	58	96	52.5	I		
	2000.05-	4AT/F			Engine 1ZZ-FE	859153	Outer Joint	48T	26	24	58	96	52.5	I		
RAV 4 (ZCA26W)																
1.8	2000.05-	4AT			Engine 1ZZ-FE	859047	Outer Joint		26	24	58	96	52.5	I		
	2000.05-	4AT/F			Engine 1ZZ-FE	859153	Outer Joint	48T	26	24	58	96	52.5	I		
RAV 4 II (CLA2_ , XA2_ , ZCA2_ , ACA2_)																
2.0 D-4D 4WD (85 kW)	2001.09- 2005.11				All-wheel Drive Closed Off-Road Vehicle Engine 1CD-FTV	859081	Outer Joint		26	27	63	100	62	I		
	2001.09- 2005.11			F	All-wheel Drive Closed Off-Road Vehicle Engine 1CD-FTV	859167	Outer Joint	48T	26	27	63	100	62	I		
2.0 VVT-i 4WD (110 kW)	2000.06- 2005.11			F	All-wheel Drive Closed Off-Road Vehicle Engine 1AZ-FE	859167	Outer Joint	48T	26	27	63	100	62	I		
RAV4 (ACA2)																
2.0	2000-	MT				859294	Outer Joint	48T	26	27	63	97	60	M		
2.0 4WD	2000-	MT				859294	Outer Joint	48T	26	27	63	97	60	M		
RAV4 (ACA20W)																
2.0 4WD	2000-	AT&MT			Engine 1AZ-FSE	859294	Outer Joint	48T	26	27	63	97	60	M		
RAV4 (ACA21W)																
2.0 4WD	2000-	AT&MT			Engine 1AZ-FSE	859294	Outer Joint	48T	26	27	63	97	60	M		
RAV4 (ACA3_ ,GSA3_)																
-	2005-					859245	Outer Joint		26	27	61.2	100	59	I		
RUSH (J210E)																
1.5 4WD	2006.01-	4AT/I			Engine 3SZ-VE	899290	Outer Joint		24	22	52	89.8	81	M		
	2006.01-	5MT/F			Engine 3SZ-VE	899290	Outer Joint		24	22	52	89.8	81	M		
SCEPTER																
2.2	1998-	MT			SXV20 5S-FE	659033	Inner Joint		20	24	35	63.5	115.7			
	1998-					859066	Outer Joint		26	32	56	101	66	I		
SCEPTER (SXV10)																
2.2	1992.11- 1996.08	AT			Engine 5S-FE	859011	Outer Joint		26	27	56	100	63	M		
	1992.11- 1996.08	AT			Engine 5S-FE	859012	Outer Joint	48T	26	27	56	100	63	M		
	1992.11- 1996.08	AT			Engine 5S-FE	859087	Outer Joint		26	32	56	100	63	M		
SCEPTER (SXV15)																
2.2	1993.10- 1994.09	AT			Engine 5S-FE	859012	Outer Joint	48T	26	27	56	100	63	M		
	1993.10- 1994.09	AT			Engine 5S-FE	859087	Outer Joint		26	32	56	100	63	M		





	 YEAR	TRANSM	L/R	F/R	REMARKS	GSP Ref.	 PRODUCT	 ABS	Technical Specifications									
									A	B	C	H	L	P				
TOYOTA SCEPTER (SXV15W)																		
2.2	1992.12- 1994.09	AT			Engine 5S-FE	859011	Outer Joint		26	27	56	100	63	M				
	1992.12- 1994.09	AT			Engine 5S-FE	859012	Outer Joint	48T	26	27	56	100	63	M				
	1992.12- 1996.09	AT			Engine 5S-FE	859087	Outer Joint		26	32	56	100	63	M				
SCION XB (AZE150)																		
-	2007-					859245	Outer Joint		26	27	61.2	100	59	I				
SERA (EXY10)																		
1.5	1990.03- 1991.01	MT/AT			Engine 5E-FHE	859006	Outer Joint	48T	26	23	56	95.5	55	I				
	1990.03- 1995.12	MT/AT			Engine 5E-FHE	859039	Outer Joint		23	23	56	88.5	52	I				
STARLET																		
-	1995- 1999				EL54 All	659002	Inner Joint		23	23	34	58.8	102.7					
	1996.01- 1999.12	MT/AT				659002	Inner Joint		23	23	34	58.8	102.7					
	1996.01- 1999.12	MT/AT	L			259052	Drive Shaft		23	23	56	90.5	628					
	1996.01- 1999.12	MT/AT	R			259053	Drive Shaft		23	23	56	90.5	858					
1.3	1989- 1995	MT/AT			EP81 4E-FE	659002	Inner Joint		23	23	34	58.8	102.7					
	1989- 1995	AT/MT			EP81 EP83 EP91	859100	Outer Joint		23	23	56	90.5	55	I				
STARLET (EP71)																		
1.3	1984.10- 1989.12	MT/AT			Engine 2E-LU ELU	859039	Outer Joint		23	23	56	88.5	52	I				
	1984.10- 1989.10	MT/AT			Engine 2E-TELU	859039	Outer Joint		23	23	56	88.5	52	I				
STARLET (EP76V)																		
1.3	1984.10- 1989.12	MT			Engine 2E-LJ	859039	Outer Joint		23	23	56	88.5	52	I				
STARLET (EP81)																		
1.3	1989.01- 1995.12	MT/AT			Engine 4E-FE	859227	Outer Joint		23	30	56	88.5	52	M				
STARLET (EP82)																		
1.3	1989.12- 1991.01	MT/AT			Engine 4E-FTE	859006	Outer Joint	48T	26	23	56	95.5	55	I				
	1989.12- 1995.12	MT/AT			Engine 4E-F FE	859039	Outer Joint		23	23	56	88.5	52	I				
	1989.12- 1992.01	MT/AT			Engine 4E-FTE	859039	Outer Joint		23	23	56	88.5	52	I				
	1992.01- 1995.12	MT/AT			Engine 4E-FTE	859005	Outer Joint		26	23	56	95.5	55	I				
	1992.01- 1996.01	MT/AT			Engine 4E-FTE TBO	859227	Outer Joint		23	30	56	88.5	52	M				
	1992.01- 1996.01	MT			Engine 4E-FTE	859227	Outer Joint		23	30	56	88.5	52	M				
	1992.01- 1996.01	MT/AT			Engine 4E-FTE/4E-FTE TBO	859202	Outer Joint	48T	23	30	56	88.5	52	M				
STARLET (EP85)																		
1.3 4WD	1990.08- 1991.01	MT/AT			Engine 4E-F FE	859006	Outer Joint	48T	26	23	56	95.5	55	I				
	1990.08- 1995.12	MT/AT			Engine 4E-F FE	859039	Outer Joint		23	23	56	88.5	52	I				
STARLET (EP91)																		
1.3	1996.01- 1999.07	MT/AT			Engine 4E-FTE	859005	Outer Joint		26	23	56	95.5	55	I				
	1996.01- 1999.07	MT			Engine 4E-FTE TBO	859227	Outer Joint		23	30	56	88.5	52	M				
	1996.01- 1999.07	MT/AT			Engine 4E-FTE	859202	Outer Joint	48T	23	30	56	88.5	52	M				
	1996.01- 1999.07	MT			Engine 4E-FTE	859202	Outer Joint	48T	23	30	56	88.5	52	M				
	1996.01- 1999.07	MT/AT			Engine 4E-FE	859039	Outer Joint		23	23	56	88.5	52	I				
1.3 (55 kW)	1996.04- 1999.03			F	Hatchback Engine 4E-FE	859040	Outer Joint	48T	23	23	56	90.5	55	I				
STARLET (KP6_)																		
1.3 S (48 kW)	1982.08- 1984.09			R	Hatchback Engine 4K	859054	Outer Joint		23	23	56	87.5	55	I				
STARLET (NCP42R)																		
1.5		MT/AT			Engine 1NZ-FE	859196	Outer Joint	48T	24	23	56	90	55	I				
STARLET (NP70)																		
1.5	1986.12- 1989.12	MT&AT			Engine 1N	859039	Outer Joint		23	23	56	88.5	52	I				
STARLET (NP76V)																		
1.5	1986.12- 1989.12	MT			Engine 1N	859039	Outer Joint		23	23	56	88.5	52	I				
STARLET (NP80)																		
1.5	1989.12- 1995.12	MT&AT			Engine 1N	859039	Outer Joint		23	23	56	88.5	52	I				
STARLET (NP90)																		
1.5	1996.01- 1999.07	MT&AT			Engine 1N	859039	Outer Joint		23	23	56	88.5	52	I				
STARLET (_P7_)																		
1.0 (40 kW)	1984.10- 1989.12			F	Hatchback Engine 1E-L	859054	Outer Joint		23	23	56	87.5	55	I				
1.3 (55 kW)	1984.10- 1989.12			F	Hatchback Engine 2E-LC	859054	Outer Joint		23	23	56	87.5	55	I				
1.5 D (40 kW)	1986.12- 1989.12			F	Hatchback Engine 1N	859054	Outer Joint		23	23	56	87.5	55	I				
STARLET (_P8_)																		
1.0 (40 kW)	1989.12- 1992.12	MT		F	Hatchback Engine 1E	859013	Outer Joint		23	21	56	95	51.5	I				
1.3 12V (55 kW)	1989.12- 1992.12			F	Hatchback Engine 2E/2E-E	859040	Outer Joint	48T	23	23	56	90.5	55	I				
	1989.12- 1996.03			F	Hatchback Engine 2E-E	859040	Outer Joint	48T	23	23	56	90.5	55	I				
1.5 D (40 kW)	1989.12- 1996.03			F	Hatchback Engine 1N	859054	Outer Joint		23	23	56	87.5	55	I				





	 YEAR	TRANSM	L/R	F/R	REMARKS	GSP Ref.	 PRODUCT	 ABS	Technical Specifications									
									A	B	C	H	L	P				
TOYOTA																		
T100																		
-	1993- 1998					659014	Inner Joint			24		83.3						
TACOMA																		
-	1995- 2005					859072	Outer Joint		30	34	69	123	66.5	I				
2.0 8V (80 KW)	1997.11- 2002.01					859071	Outer Joint		26	34	69	118.5	66.5	I				
TERCEL																		
-	1983- 1988					859053	Outer Joint		23	22	51	84	60	O				
-	1993- 1994					859134	Outer Joint	48T	26	22	56	100.5	55	I				
1.3 (EL51)	1994.09-	MT/AT			Engine 4A-FE/4E-FE	859017	Outer Joint		26	22	56	95	50	M				
All Types	1991.01- 1994.12	MT/AT				859032	Outer Joint		26	22	56	100.5	55	I				
TERCEL (AL2_)																		
1.5 4WD (50 kW)	1986.05- 1988.01	MT		F	All-wheel Drive Hatchback Engine 3A-C	822001	Outer Joint		26	23	56	96.5	55	I				
TERCEL (_L1_, _L2_)																		
1.3 (48 kW)	1979.03- 1988.01		L	F	Hatchback Engine 2A	259049	Drive Shaft		23	20	51	84	778.1					
	1979.03- 1988.01		R	F	Hatchback Engine 2A	259050	Drive Shaft		23	20	51	84	680.1					
VIGO																		
3.0	2004.01-	MT/AT			TGN16	859199	Outer Joint		30	29	72.5	116	73	M				
VIOS																		
-			R			259076	Drive Shaft	48T	24	23	56	90.5	637.5					
			L			259077	Drive Shaft	48T	24	23	56	90.5	876.5					
1.5		MT/AT			Engine 1NZ-FE	859207	Outer Joint		24	23	56	90	55	I				
	2004-	MT/AT			Thailand NCP42R 1NZ-FE	659023	Inner Joint		23	23	34	60	113					
VISTA																		
2.2	1998-	MT			SXV20 5S-FE	659033	Inner Joint		20	24	35	63.5	115.7					
	1998-					859066	Outer Joint		26	32	56	101	66	I				
VITZ / YARIS / ECHO																		
1.0	2007.08- 2008.09				CVT/F	859308	Outer Joint		26	20	55.6	96	54	M				
1.3		MT/AT				859190	Outer Joint		24	22	58	90	47	I				
1.3 4WD	2007.08- 2008.09	4AT/F				859274	Outer Joint		26	23	55.6	96	54	I				
1.5	2007.08- 2008.09	CVT/F				859274	Outer Joint		26	23	55.6	96	54	I				
	2007.08- 2008.09	MT/AT				859274	Outer Joint		26	23	55.6	96	54	I				
VITZ / YARIS / ECHO (CP10)																		
1.0	1999.04-	MT/AT				859271	Outer Joint	48T	24	28	56	90.5	54.2	O				
1.3	2001.12-	MT/AT				859271	Outer Joint	48T	24	28	56	90.5	54.2	O				
1.4	2001.12-	MT/AT				859271	Outer Joint	48T	24	28	56	90.5	54.2	O				
1.5	2003.01-	MT/AT				859271	Outer Joint	48T	24	28	56	90.5	54.2	O				
VITZ / YARIS / ECHO (NCP11)																		
1.0	2002.06-	MT/AT			Engine 2NZ-FE	859190	Outer Joint		24	22	58	90	47	I				
VITZ / YARIS / ECHO (SCP10)																		
1.0	2000.01-	MT/AT			Engine 1SZ-FE	859152	Outer Joint	48T	24	19	58	91	46.5	I				
	2000.01-	MT/AT			Engine 1SZ-FE	859255	Outer Joint	48T	24	19	57.8	91	44.5	M				
WISH																		
-						859083	Outer Joint		26	24	58	96	54	I				
						859131	Outer Joint	48T	26	24	58	96	54	I				
WISH (ANE10G)																		
2.0	2003.04-	CVT/I			Engine 1AZ-FSE	859175	Outer Joint	48T	26	27	63.3	100	59	M				
WISH (ANE10G,ANE11W)																		
2.0	2003-	AT			Engine 1AZ-FSE	859294	Outer Joint	48T	26	27	63	97	60	M				
WISH (ANE11W)																		
2.0	2003.04-	CVT/I			Engine 1AZ-FSE	859175	Outer Joint	48T	26	27	63.3	100	59	M				
WISH (ZNE10G)																		
1.8	2003.01-	4AT/I			Engine 1ZZ-FE	859153	Outer Joint	48T	26	24	58	96	52.5	I				
WISH (ZNE14G)																		
1.8 4WD	2003.01-	4AT/I			Engine 1ZZ-FE	859153	Outer Joint	48T	26	24	58	96	52.5	I				
YARIS / VITZ (CP90)																		
1.3	2005.01- 2009.01	CVT			Engine 2SZ-FE	859385	Outer Joint		26	22	55.6	96	54	I				
YARIS / VITZ (SCP1_, NLP1_, NCP1_)																		
1.0 16V (48 kW)	2002.01- 2005.11	MT	L	F	Hatchback Engine 1SZ-FE	259057	Drive Shaft		24	23	56	90	635					
	2002.01- 2005.11	MT	L	F	Hatchback Engine 1SZ-FE	259209	Drive Shaft	48T	24	23	56	90	635					
	2002.01- 2005.11				F Hatchback Engine 1SZ-FE	899282	Outer Joint	48T	24	28	56	90	53	O				
1.0 16V (50 kW)	1999.04- 2005.09				F Hatchback Engine 1SZ-FE	859025	Outer Joint		24	26	58	90.5	46.5	I				
	1999.04- 2005.09	MT	L	F	Hatchback Engine 1SZ-FE	259057	Drive Shaft		24	23	56	90	635					





	 YEAR	TRANSM	L/R	F/R	REMARKS	GSP Ref.	 PRODUCT	 ABS	Technical Specifications								
									A	B	C	H	L	P			
TOYOTA																	
YARIS / VITZ (SCP1_, NLP1_, NCP1_)																	
1.0 16V (50 kW)	1999.04- 2005.09	MT	L	F	Hatchback Engine 1SZ-FE	259209	Drive Shaft	48T	24	23	56	90	635				
	1999.04- 2005.09			F	Hatchback Engine 1SZ-FE	899282	Outer Joint	48T	24	28	56	90	53	O			
	1999.04- 2005.09			F	Hatchback Engine 1SZ-FE	859026	Outer Joint	48T	24	26	58	90.5	46.5	I			
	1999.04- 2005.09		L	F	Hatchback Engine 1SZ-FE	299181	Drive Shaft	48T	24	23	58	91	650				
	1999.04- 2005.09		R	F	Hatchback Engine 1SZ-FE	299180	Drive Shaft	48T	24	23	58	91	864				
1.3 (64 kW)	2002.04- 2005.09			F	Hatchback Engine 2SZ-FE	899282	Outer Joint	48T	24	28	56	90	53	O			
	2002.04- 2005.09			F	Hatchback Engine 2SZ-FE	859091	Outer Joint		24	22	58	91	47	I			
1.3 16V (63 kW)	1999.11- 2005.09			F	Hatchback Engine 2NZ-FE	859035	Outer Joint	48T	24	22	58	91	47	I			
	1999.11- 2005.09	MT		F	Hatchback Engine 2NZ-FE	859091	Outer Joint		24	22	58	91	47	I			
1.4 D-4D (55 kW)	2001.12- 2005.09	5MT		F	Hatchback Engine 1ND-TV	859038	Outer Joint		24	23	58	91	52.5	I			
	2001.12- 2005.09	MT	R	F	Hatchback Engine 1ND-TV	259011	Drive Shaft	48T	24	23	58	91	881.5				
	2001.12- 2005.09			F	Hatchback Engine 1ND-TV	899282	Outer Joint	48T	24	28	56	90	53	O			
	2001.12- 2005.09	5MT		F	Hatchback Engine 1ND-TV	859137	Outer Joint	48T	24	23	58	91	52.5	I			
1.5 TS (77 kW)	2003.01- 2005.09	MT	R	F	Hatchback Engine 1NZ-FE	259011	Drive Shaft	48T	24	23	58	91	881.5				
	2003.01- 2005.09			F	Hatchback Engine 1NZ-FE	899282	Outer Joint	48T	24	28	56	90	53	O			
1.5 VVT-i TS (78 kW)	2001.04- 2005.09	5MT		F	Hatchback Engine 1NZ-FE	859038	Outer Joint		24	23	58	91	52.5	I			
	2001.04- 2005.09	MT	R	F	Hatchback Engine 1NZ-FE	259011	Drive Shaft	48T	24	23	58	91	881.5				
	2001.04- 2005.09	5MT		F	Hatchback Engine 1NZ-FE	859137	Outer Joint	48T	24	23	58	91	52.5	I			
YARIS / VITZ (SCP9_, NSP9_, KSP9_, NCP9_, ZSP9_)																	
1.0 VVT-i (51 kW)	2005.08-			F	Hatchback Engine 1KR-FE	859297	Outer Joint		26	20	55.6	95	46	I			
	2005.08-		L/R	F	Hatchback Engine 1KR-FE	859332	Outer Joint		26	19	55.6	95	46	M			
	2005.08-			F	Hatchback Engine 1KR-FE	859232	Outer Joint		26	20	55.6	95	46	M			
1.3 VVT-i (64 kW)	2005.08-		F	Hatchback Engine 2SZ-FE	859232	Outer Joint		26	20	55.6	95	46	M				
1.4 D-4D (66 kW)	2008.02-		L/R	F	Hatchback Engine 1ND-TV	859270	Outer Joint		26	24	55.6	95	56	M			
YARIS VERSO (_NLP2_, _NCP2_)																	
1.3 (62 kW)	2003.01- 2006.02			F	MPV Engine 2NZ-FE	859038	Outer Joint		24	23	58	91	52.5	I			
	2003.01- 2006.02			F	MPV Engine 2NZ-FE	859137	Outer Joint	48T	24	23	58	91	52.5	I			
1.3 (63 kW)	1999.08- 2005.09			F	MPV Engine 2NZ-FE	859038	Outer Joint		24	23	58	91	52.5	I			
	1999.08- 2005.09			F	MPV Engine 2NZ-FE	859137	Outer Joint	48T	24	23	58	91	52.5	I			
1.4 D-4D (55 kW)	2001.12- 2005.09	5MT		F	MPV Engine 1ND-TV	859038	Outer Joint		24	23	58	91	52.5	I			
	2001.12- 2005.09	MT	R	F	MPV Engine 1ND-TV	259011	Drive Shaft	48T	24	23	58	91	881.5				
	2001.12- 2005.09	5MT		F	MPV Engine 1ND-TV	859137	Outer Joint	48T	24	23	58	91	52.5	I			
1.5 (77 kW)	2003.05- 2005.09	MT	R	F	MPV Engine 1NZ-FE	259011	Drive Shaft	48T	24	23	58	91	881.5				
1.5 (78 kW)	2000.03- 2005.09	MT	R	F	MPV Engine 1NZ-FE	259011	Drive Shaft	48T	24	23	58	91	881.5				
VAUXHALL																	
ADAM																	
1.2 (51 kW)	2012.10-		L	F	Hatchback Engine A12XEL	244079	Drive Shaft		22	22	51	79.5	615				
	2012.10-		R	F	Hatchback Engine A12XEL	244078	Drive Shaft		22	22	51	79.5	918				
1.4 (64 kW)	2012.10-		R	F	Hatchback Engine A14XEL	244078	Drive Shaft		22	22	51	79.5	918				
	2012.10-		L	F	Hatchback Engine A14XEL	244079	Drive Shaft		22	22	51	79.5	615				
1.4 (74 kW)	2012.10-		R	F	Hatchback Engine A14XER	244078	Drive Shaft		22	22	51	79.5	918				
	2012.10-		L	F	Hatchback Engine A14XER	244079	Drive Shaft		22	22	51	79.5	615				
AGILA I (A)																	
1.0 12V (43 kW)	2000.09- 2005.08			F	Hatchback Engine Z10XE	844001	Outer Joint	43T	23	20	49	78	61	M			
	2000.09- 2005.08			F	Hatchback Engine Z10XE	899110	Outer Joint		23	20	49	78	61	M			
1.2 16V (55 kW)	2000.09- 2008.03			F	Hatchback Engine Z12XE	844001	Outer Joint	43T	23	20	49	78	61	M			
	2000.09- 2008.03			F	Hatchback Engine Z12XE	899110	Outer Joint		23	20	49	78	61	M			
ARENA																	
1.9 D (44 kW)	1998.03- 2001.08	MT	L/R	F	Bus Engine F8Q600/F8Q606	244006	Drive Shaft		25	27	56.3	110.5	713.5				
2.5 D (55 kW)	1998.03- 2001.08	MT	L/R	F	Bus Engine S8U758/S8U780/S8U782	244006	Drive Shaft		25	27	56.3	110.5	713.5				
ARENA VAN																	
1.9 D (44 kW)	1998.03- 2001.08	MT	L/R	F	Box Engine F8Q600/F8Q606	244006	Drive Shaft		25	27	56.3	110.5	713.5				
2.5 D (55 kW)	1998.03- 2001.08	MT	L/R	F	Box Engine S8U758/S8U780/S8U782	244006	Drive Shaft		25	27	56.3	110.5	713.5				
ASTRA																	
1.2 S (44 kW)	1982.02- 1984.08	MT		F	Hatchback Engine 12S	644004	Inner Joint		22	22	34.95	57.5	72.5				
	1982.02- 1984.08	MT		F	Hatchback Engine 12S	844041	Outer Joint		22	22	52	95	50	O			
1.3 S (55 kW)	1979.09- 1984.08	MT		F	Estate Engine 13S	644004	Inner Joint		22	22	34.95	57.5	72.5				
	1979.09- 1984.08	MT		F	Hatchback Engine 13S	644004	Inner Joint		22	22	34.95	57.5	72.5				
	1979.09- 1984.08	MT		F	Estate Engine 13S	844041	Outer Joint		22	22	52	95	50	O			
	1979.09- 1984.08	MT		F	Hatchback Engine 13S	844041	Outer Joint		22	22	52	95	50	O			





	 YEAR	TRANSM	L/R	F/R	REMARKS	GSP Ref.	 PRODUCT	 ABS	Technical Specifications							
									A	B	C	H	L	P		
VAUXHALL ASTRA																
1.6 D (40 kW)	1982.02- 1986.08	MT		F	Estate Engine 16D	644002	Inner Joint		34	25	35	56.2	85.6			
	1982.02- 1986.08	MT		F	Estate Engine 16D	899205	Outer Joint		33	25	52	109	61	O		
	1982.03- 1986.08	MT		F	Hatchback Engine 16D	644002	Inner Joint		34	25	35	56.2	85.6			
	1982.03- 1986.08	MT		F	Hatchback Engine 16D	899205	Outer Joint		33	25	52	109	61	O		
1.6 S (66 kW)	1981.09- 1986.08	MT		F	Estate Engine 16SH	644002	Inner Joint		34	25	35	56.2	85.6			
	1981.09- 1986.08	MT		F	Hatchback Engine 16S	644002	Inner Joint		34	25	35	56.2	85.6			
	1981.09- 1986.08	MT		F	Estate Engine 16SH	899205	Outer Joint		33	25	52	109	61	O		
	1981.09- 1986.08	MT		F	Hatchback Engine 16S	899205	Outer Joint		33	25	52	109	61	O		
	1981.09- 1986.08	MT		F	Estate Engine 16SH	644001	Inner Joint		34	22	35	56.2	76			
	1981.09- 1986.08	MT		F	Hatchback Engine 16S	644001	Inner Joint		34	22	35	56.2	76			
1.8 GTE (85 kW)	1983.03- 1986.08	MT		F	Hatchback Engine 18E	644002	Inner Joint		34	25	35	56.2	85.6			
	1983.03- 1986.08	MT		F	Hatchback Engine 18E	899205	Outer Joint		33	25	52	109	61	O		
ASTRA F																
1.4	1994.01- 1998.03	AT				844024	Outer Joint		22	22	52.2	97	50	O		
	1994.01- 1998.03	MT				844024	Outer Joint		22	22	52.2	97	50	O		
1.4/1.6	1991- 1998	MT	L	F		260010	Drive Shaft		22	22	52.2	97	587			
1.6	1994.01- 1998.03	AT				844024	Outer Joint		22	22	52.2	97	50	O		
	1994.01- 1998.03	MT				844024	Outer Joint		22	22	52.2	97	50	O		
1.7 TD	1992.04- 1998.03	MT	L	F	All	260012	Drive Shaft	29T	33	34	52	103.5	586			
1.8	1993.06- 1994.08	MT	L	F	All	260012	Drive Shaft	29T	33	34	52	103.5	586			
2.0 16v	1991.10- 1998.03	MT	L	F	All	260012	Drive Shaft	29T	33	34	52	103.5	586			
2.0 8v	1991.10- 1994.08	MT	L	F	All	260012	Drive Shaft	29T	33	34	52	103.5	586			
ASTRA G																
1.4 16V	1998.04- 2004.12	MT	R	F		260014	Drive Shaft		33	22	52	108	964			
1.6 8V/16V	1998.04- 2004.12	MT/AT	R	F		260014	Drive Shaft		33	22	52	108	964			
1.7 TD	1998.04- 2000.01	MT	R	F		260014	Drive Shaft		33	22	52	108	964			
ASTRA G,SW																
-	1998-				Classic Ch.-No YG039154-/ 1G043744-,Exc.Italy	844033	Outer Joint		22	22	52	98	51	O		
ASTRA II																
1.2 (44 kW)	1984.09- 1988.12	MT		F	Estate Engine 12S	644004	Inner Joint		22	22	34.95	57.5	72.5			
	1984.09- 1991.08	MT		F	Hatchback Engine 12S	644004	Inner Joint		22	22	34.95	57.5	72.5			
	1984.09- 1988.12	MT		F	Estate Engine 12S	844041	Outer Joint		22	22	52	95	50	O		
	1984.09- 1991.08	MT		F	Hatchback Engine 12S	844041	Outer Joint		22	22	52	95	50	O		
	1984.09- 1988.12	MT		F	Estate Engine 12S	844051	Outer Joint	29T	22	22	52	95	50.5	O		
	1984.09- 1991.08	MT		F	Hatchback Engine 12S	844051	Outer Joint	29T	22	22	52	95	50.5	O		
1.3 (55 kW)	1984.09- 1991.08	MT		F	Estate Engine 13S	644004	Inner Joint		22	22	34.95	57.5	72.5			
	1984.09- 1991.08	MT		F	Hatchback Engine 13S	644004	Inner Joint		22	22	34.95	57.5	72.5			
	1984.09- 1991.08	MT/AT		F	Estate Engine 13S	844041	Outer Joint		22	22	52	95	50	O		
	1984.09- 1991.08	MT/AT		F	Hatchback Engine 13S	844041	Outer Joint		22	22	52	95	50	O		
	1984.09- 1991.08	MT		F	Estate Engine 13S	844051	Outer Joint	29T	22	22	52	95	50.5	O		
1.4 i (44 kW)	1990.01- 1991.08	MT		F	Hatchback Engine C14NZ	644004	Inner Joint		22	22	34.95	57.5	72.5			
	1990.01- 1991.08	MT		F	Hatchback Engine C14NZ	844041	Outer Joint		22	22	52	95	50	O		
	1990.01- 1991.08	MT		F	Hatchback Engine C14NZ	844051	Outer Joint	29T	22	22	52	95	50.5	O		
1.4 S (55 kW)	1990.01- 1991.08	MT		F	Hatchback Engine 14NV	644004	Inner Joint		22	22	34.95	57.5	72.5			
	1990.01- 1991.08	MT		F	Hatchback Engine 14NV	844041	Outer Joint		22	22	52	95	50	O		
	1990.01- 1991.08	MT		F	Hatchback Engine 14NV	844051	Outer Joint	29T	22	22	52	95	50.5	O		
1.6 (60 kW)	1984.09- 1991.08	MT		F	Estate Engine 16SV	899205	Outer Joint		33	25	52	109	61	O		
	1984.09- 1991.08	MT		F	Hatchback Engine 16SV	899205	Outer Joint		33	25	52	109	61	O		
	1984.09- 1991.08	MT		F	Estate Engine 16SV	644001	Inner Joint		34	22	35	56.2	76			
	1984.09- 1991.08	MT		F	Hatchback Engine 16SV	644001	Inner Joint		34	22	35	56.2	76			
1.6 D (40 kW)	1984.09- 1989.12	MT		F	Estate Engine 16DA	899205	Outer Joint		33	25	52	109	61	O		
	1984.09- 1989.12	MT		F	Hatchback Engine 16DA	899205	Outer Joint		33	25	52	109	61	O		
	1984.09- 1989.12	MT		F	Estate Engine 16DA	844057	Outer Joint	43T	33	25	52	109	61	O		
	1984.09- 1989.12	MT		F	Hatchback Engine 16DA	844057	Outer Joint	43T	33	25	52	109	61	O		
	1984.09- 1989.12	MT		F	Estate Engine 16DA	644001	Inner Joint		34	22	35	56.2	76			
	1984.09- 1989.12	MT		F	Hatchback Engine 16DA	644001	Inner Joint		34	22	35	56.2	76			
	1984.09- 1989.12	MT		F	Estate Engine 16DA	644004	Inner Joint		22	22	34.95	57.5	72.5			
	1984.09- 1989.12	MT		F	Hatchback Engine 16DA	644004	Inner Joint		22	22	34.95	57.5	72.5			
	1984.09- 1989.12	MT		F	Estate Engine 16DA	844056	Outer Joint	29T	33	25	52	109	61	O		
	1984.09- 1989.12	MT		F	Hatchback Engine 16DA	844056	Outer Joint	29T	33	25	52	109	61	O		





	 YEAR	TRANSM	L/R	F/R	REMARKS	GSP Ref.	 PRODUCT	 ABS	Technical Specifications									
									A	B	C	H	L	P				
VAUXHALL ASTRA II																		
1.6 i (60 kW)	1987.01- 1991.12	MT		F	Convertible Engine 16SV	899205	Outer Joint		33	25	52	109	61	O				
	1987.01- 1991.12	MT		F	Convertible Engine 16SV	644001	Inner Joint		34	22	35	56.2	76					
1.6 i CAT (55 kW)	1987.10- 1993.02	AT		F	Convertible Engine C16LZ/C16NZ	844057	Outer Joint	43T	33	25	52	109	61	O				
	1987.10- 1993.02	MT		F	Convertible Engine C16LZ/C16NZ	644004	Inner Joint		22	22	34.95	57.5	72.5					
	1987.10- 1993.02	MT/AT		F	Convertible Engine C16LZ/C16NZ	844041	Outer Joint		22	22	52	95	50	O				
	1987.10- 1993.02	MT		F	Convertible Engine C16LZ/C16NZ	844051	Outer Joint	29T	22	22	52	95	50.5	O				
1.6 S (66 kW)	1984.09- 1986.08	MT		F	Estate Engine 16S/16SH	899205	Outer Joint		33	25	52	109	61	O				
	1984.09- 1986.08	MT		F	Hatchback Engine 16SH	899205	Outer Joint		33	25	52	109	61	O				
	1984.09- 1986.08	MT		F	Estate Engine 16S/16SH	644001	Inner Joint		34	22	35	56.2	76					
	1984.09- 1986.08	MT		F	Hatchback Engine 16SH	644001	Inner Joint		34	22	35	56.2	76					
1.7 D (42 kW)	1989.01- 1991.08	MT		F	Hatchback Engine 17DR	644002	Inner Joint		34	25	35	56.2	85.6					
	1989.01- 1991.08	MT		F	Hatchback Engine 17DR	899205	Outer Joint		33	25	52	109	61	O				
	1989.01- 1991.08	MT		F	Hatchback Engine 17DR	844057	Outer Joint	43T	33	25	52	109	61	O				
	1989.01- 1991.08	MT		F	Hatchback Engine 17DR	844056	Outer Joint	29T	33	25	52	109	61	O				
	1989.02- 1991.08	MT		F	Estate Engine 17D	644002	Inner Joint		34	25	35	56.2	85.6					
	1989.02- 1991.08	MT		F	Estate Engine 17D	899205	Outer Joint		33	25	52	109	61	O				
	1989.02- 1991.08	MT		F	Estate Engine 17D	844057	Outer Joint	43T	33	25	52	109	61	O				
	1989.02- 1991.08	MT		F	Estate Engine 17D	844056	Outer Joint	29T	33	25	52	109	61	O				
1.8 GTE (82 kW)	1984.09- 1991.08	MT		F	Hatchback Engine 18E/18SE	644002	Inner Joint		34	25	35	56.2	85.6					
	1984.09- 1991.08	MT		F	Hatchback Engine 18E/18SE	899205	Outer Joint		33	25	52	109	61	O				
	1984.09- 1991.08	MT		F	Hatchback Engine 18E/18SE	844056	Outer Joint	29T	33	25	52	109	61	O				
1.8 i (83 kW)	1990.01- 1991.08	MT		F	Estate Engine 18E	644002	Inner Joint		34	25	35	56.2	85.6					
	1990.01- 1991.08	MT		F	Estate Engine 18E	844057	Outer Joint	43T	33	25	52	109	61	O				
	1990.01- 1991.08	MT		F	Estate Engine 18E	899205	Outer Joint		33	25	52	109	61	O				
	1990.01- 1991.08	MT		F	Estate Engine 18E	844056	Outer Joint	29T	33	25	52	109	61	O				
2.0 i (85 kW)	1987.01- 1991.12	MT		F	Convertible Engine 20NE	644002	Inner Joint		34	25	35	56.2	85.6					
	1987.01- 1991.12	MT		F	Convertible Engine 20NE	844057	Outer Joint	43T	33	25	52	109	61	O				
	1987.01- 1991.12	MT		F	Convertible Engine 20NE	899205	Outer Joint		33	25	52	109	61	O				
	1987.01- 1991.12	MT		F	Convertible Engine 20NE	844056	Outer Joint	29T	33	25	52	109	61	O				
ASTRA III (F)																		
1.4 i (44 kW)	1991.09- 1998.02	MT	L	F	Estate Engine C14NZ	244002	Drive Shaft	29T	22	22	52	95	585					
	1991.09- 1998.02	MT	L	F	Hatchback Engine C14NZ	244002	Drive Shaft	29T	22	22	52	95	585					
	1991.09- 1998.02	MT		F	Estate Engine C14NZ	644004	Inner Joint		22	22	34.95	57.5	72.5					
	1991.09- 1998.02	MT		F	Hatchback Engine C14NZ	644004	Inner Joint		22	22	34.95	57.5	72.5					
	1991.09- 1998.02			F	Estate Engine C14NZ	844039	Outer Joint		22	22	52	95	50.5	O				
	1991.09- 1998.02			F	Hatchback Engine C14NZ	844039	Outer Joint		22	22	52	95	50.5	O				
	1991.09- 1998.02	MT	R	F	Estate Engine C14NZ	260002	Drive Shaft	29T	22	22	52	95	926					
	1991.09- 1998.02	MT	R	F	Hatchback Engine C14NZ	260002	Drive Shaft	29T	22	22	52	95	926					
	1991.09- 1998.02	MT		F	Estate Engine C14NZ	844051	Outer Joint	29T	22	22	52	95	50.5	O				
	1991.09- 1998.02	MT		F	Hatchback Engine C14NZ	844051	Outer Joint	29T	22	22	52	95	50.5	O				
	1991.09- 1998.02	MT		F	Estate Engine C14NZ	844007	Outer Joint	29T	22	22	52	94.5	50	O				
	1991.09- 1998.02	MT		F	Hatchback Engine C14NZ	844007	Outer Joint	29T	22	22	52	94.5	50	O				
	1991.09- 1998.02		R	F	Estate Engine C14NZ	260019	Drive Shaft		22	22	52	95	926					
	1991.09- 1998.02		R	F	Hatchback Engine C14NZ	260019	Drive Shaft		22	22	52	95	926					
	1992.04- 1998.09	MT	L	F	Saloon Engine C14NZ	244002	Drive Shaft	29T	22	22	52	95	585					
	1992.04- 1998.09	MT		F	Saloon Engine C14NZ	644004	Inner Joint		22	22	34.95	57.5	72.5					
	1992.04- 1998.09			F	Saloon Engine C14NZ	844039	Outer Joint		22	22	52	95	50.5	O				
	1992.04- 1998.09	MT	R	F	Saloon Engine C14NZ	260002	Drive Shaft	29T	22	22	52	95	926					
	1992.04- 1998.09	MT		F	Saloon Engine C14NZ	844051	Outer Joint	29T	22	22	52	95	50.5	O				
	1992.04- 1998.09	MT		F	Saloon Engine C14NZ	844007	Outer Joint	29T	22	22	52	94.5	50	O				
1992.04- 1998.09		R	F	Saloon Engine C14NZ	260019	Drive Shaft		22	22	52	95	926						
1.4 i (60 kW)	1991.03- 1998.02	MT	L	F	Estate Engine C14SE	244002	Drive Shaft	29T	22	22	52	95	585					
	1991.03- 1998.02	MT		F	Estate Engine C14SE	644004	Inner Joint		22	22	34.95	57.5	72.5					
	1991.03- 1998.02			F	Estate Engine C14SE	844039	Outer Joint		22	22	52	95	50.5	O				
	1991.03- 1998.02	MT	R	F	Estate Engine C14SE	260002	Drive Shaft	29T	22	22	52	95	926					
	1991.03- 1998.02	MT		F	Estate Engine C14SE	844051	Outer Joint	29T	22	22	52	95	50.5	O				
	1991.03- 1998.02	MT		F	Estate Engine C14SE	844007	Outer Joint	29T	22	22	52	94.5	50	O				
	1991.03- 1998.02		R	F	Estate Engine C14SE	260019	Drive Shaft		22	22	52	95	926					
	1992.03- 1998.02	MT	L	F	Hatchback Engine C14SE	244002	Drive Shaft	29T	22	22	52	95	585					
	1992.03- 1998.02	MT		F	Hatchback Engine C14SE	644004	Inner Joint		22	22	34.95	57.5	72.5					
	1992.03- 1998.02			F	Hatchback Engine C14SE	844039	Outer Joint		22	22	52	95	50.5	O				
1992.03- 1998.02	MT	R	F	Hatchback Engine C14SE	260002	Drive Shaft	29T	22	22	52	95	926						





	 YEAR	TRANSM	L/R	F/R	REMARKS	GSP Ref.	 PRODUCT	 ABS	Technical Specifications							
									A	B	C	H	L	P		
VAUXHALL ASTRA III (F)																
1.4 i (60 kW)	1992.03- 1998.02	MT		F	Hatchback Engine C14SE	844051	Outer Joint	29T	22	22	52	95	50.5	O		
	1992.03- 1998.02	MT		F	Hatchback Engine C14SE	844007	Outer Joint	29T	22	22	52	94.5	50	O		
	1992.03- 1998.02		R	F	Hatchback Engine C14SE	260019	Drive Shaft		22	22	52	95	926			
	1992.04- 1998.09	MT	L	F	Saloon Engine C14SE	244002	Drive Shaft	29T	22	22	52	95	585			
	1992.04- 1998.09	MT		F	Saloon Engine C14SE	644004	Inner Joint		22	22	34.95	57.5	72.5			
	1992.04- 1998.09			F	Saloon Engine C14SE	844039	Outer Joint		22	22	52	95	50.5	O		
	1992.04- 1998.09	MT	R	F	Saloon Engine C14SE	260002	Drive Shaft	29T	22	22	52	95	926			
	1992.04- 1998.09	MT		F	Saloon Engine C14SE	844051	Outer Joint	29T	22	22	52	95	50.5	O		
	1992.04- 1998.09	MT		F	Saloon Engine C14SE	844007	Outer Joint	29T	22	22	52	94.5	50	O		
	1992.04- 1998.09		R	F	Saloon Engine C14SE	260019	Drive Shaft		22	22	52	95	926			
	1993.05- 2001.03	MT	L	F	Convertible Engine C14SE	244002	Drive Shaft	29T	22	22	52	95	585			
	1993.05- 2001.03	MT		F	Convertible Engine C14SE	644004	Inner Joint		22	22	34.95	57.5	72.5			
	1993.05- 2001.03			F	Convertible Engine C14SE	844039	Outer Joint		22	22	52	95	50.5	O		
	1993.05- 2001.03	MT	R	F	Convertible Engine C14SE	260002	Drive Shaft	29T	22	22	52	95	926			
	1993.05- 2001.03	MT		F	Convertible Engine C14SE	844051	Outer Joint	29T	22	22	52	95	50.5	O		
	1993.05- 2001.03	MT		F	Convertible Engine C14SE	844007	Outer Joint	29T	22	22	52	94.5	50	O		
1993.05- 2001.03		R	F	Convertible Engine C14SE	260019	Drive Shaft		22	22	52	95	926				
1.4 i 16V (66 kW)	1996.01- 2001.03			F	Convertible Engine X14XE	844039	Outer Joint		22	22	52	95	50.5	O		
	1996.01- 2001.03	MT/AT		F	Convertible Engine X14XE	844007	Outer Joint	29T	22	22	52	94.5	50	O		
	1996.01- 2001.03		R	F	Convertible Engine X14XE	260019	Drive Shaft		22	22	52	95	926			
	1996.02- 1998.09		R	F	Saloon Engine X14XE	260019	Drive Shaft		22	22	52	95	926			
	1996.02- 1998.01			F	Estate Engine X14XE	844039	Outer Joint		22	22	52	95	50.5	O		
	1996.02- 1998.02			F	Hatchback Engine X14XE	844039	Outer Joint		22	22	52	95	50.5	O		
	1996.02- 1998.09			F	Saloon Engine X14XE	844039	Outer Joint		22	22	52	95	50.5	O		
	1996.02- 1998.01	MT/AT		F	Estate Engine X14XE	844007	Outer Joint	29T	22	22	52	94.5	50	O		
	1996.02- 1998.02	MT/AT		F	Hatchback Engine X14XE	844007	Outer Joint	29T	22	22	52	94.5	50	O		
	1996.02- 1998.09	MT/AT		F	Saloon Engine X14XE	844007	Outer Joint	29T	22	22	52	94.5	50	O		
1996.02- 1998.01		R	F	Estate Engine X14XE	260019	Drive Shaft		22	22	52	95	926				
1996.02- 1998.02		R	F	Hatchback Engine X14XE	260019	Drive Shaft		22	22	52	95	926				
1.4 S (55 kW)	1991.09- 1998.02		R	F	Estate Engine 14NV	260019	Drive Shaft		22	22	52	95	926			
	1991.09- 1998.02		R	F	Hatchback Engine 14NV	260019	Drive Shaft		22	22	52	95	926			
	1991.09- 1998.02	MT	L	F	Estate Engine 14NV	244002	Drive Shaft	29T	22	22	52	95	585			
	1991.09- 1998.02	MT	L	F	Hatchback Engine 14NV	244002	Drive Shaft	29T	22	22	52	95	585			
	1991.09- 1998.02	MT		F	Estate Engine 14NV	644004	Inner Joint		22	22	34.95	57.5	72.5			
	1991.09- 1998.02	MT		F	Hatchback Engine 14NV	644004	Inner Joint		22	22	34.95	57.5	72.5			
	1991.09- 1998.02			F	Estate Engine 14NV	844039	Outer Joint		22	22	52	95	50.5	O		
	1991.09- 1998.02			F	Hatchback Engine 14NV	844039	Outer Joint		22	22	52	95	50.5	O		
	1991.09- 1998.02	MT	R	F	Estate Engine 14NV	260002	Drive Shaft	29T	22	22	52	95	926			
	1991.09- 1998.02	MT	R	F	Hatchback Engine 14NV	260002	Drive Shaft	29T	22	22	52	95	926			
	1991.09- 1998.02	MT		F	Estate Engine 14NV	844051	Outer Joint	29T	22	22	52	95	50.5	O		
	1991.09- 1998.02	MT		F	Hatchback Engine 14NV	844051	Outer Joint	29T	22	22	52	95	50.5	O		
1991.09- 1998.02	MT		F	Estate Engine 14NV	844007	Outer Joint	29T	22	22	52	94.5	50	O			
1991.09- 1998.02	MT		F	Hatchback Engine 14NV	844007	Outer Joint	29T	22	22	52	94.5	50	O			
1.6 i (52 kW)	1993.03- 1996.08		R	F	Convertible Engine X16SZ	260019	Drive Shaft		22	22	52	95	926			
	1993.03- 1996.08	MT		F	Convertible Engine X16SZ	644004	Inner Joint		22	22	34.95	57.5	72.5			
	1993.03- 1996.08	AT		F	Convertible Engine X16SZ	844068	Outer Joint	29T	22	30	52	94.5	55	I		
	1993.03- 1996.08			F	Convertible Engine X16SZ	844039	Outer Joint		22	22	52	95	50.5	O		
	1993.03- 1996.08	MT/AT		F	Convertible Engine X16SZ	844007	Outer Joint	29T	22	22	52	94.5	50	O		
	1994.07- 1998.02		R	F	Estate Engine X16SZ	260019	Drive Shaft		22	22	52	95	926			
	1994.07- 1998.02		R	F	Hatchback Engine X16SZ	260019	Drive Shaft		22	22	52	95	926			
	1994.07- 1998.02	MT		F	Estate Engine X16SZ	644004	Inner Joint		22	22	34.95	57.5	72.5			
	1994.07- 1998.02	MT		F	Hatchback Engine X16SZ	644004	Inner Joint		22	22	34.95	57.5	72.5			
	1994.07- 1998.02	AT		F	Estate Engine X16SZ	844068	Outer Joint	29T	22	30	52	94.5	55	I		
	1994.07- 1998.02	AT		F	Hatchback Engine X16SZ	844068	Outer Joint	29T	22	30	52	94.5	55	I		
	1994.07- 1998.02			F	Estate Engine X16SZ	844039	Outer Joint		22	22	52	95	50.5	O		
	1994.07- 1998.02			F	Hatchback Engine X16SZ	844039	Outer Joint		22	22	52	95	50.5	O		
	1994.07- 1998.02	MT/AT		F	Estate Engine X16SZ	844007	Outer Joint	29T	22	22	52	94.5	50	O		
	1994.07- 1998.02	MT/AT		F	Hatchback Engine X16SZ	844007	Outer Joint	29T	22	22	52	94.5	50	O		
	1994.08- 1996.07		R	F	Saloon Engine X16SZ	260019	Drive Shaft		22	22	52	95	926			
	1994.08- 1996.07	MT		F	Saloon Engine X16SZ	644004	Inner Joint		22	22	34.95	57.5	72.5			
	1994.08- 1996.07	AT		F	Saloon Engine X16SZ	844068	Outer Joint	29T	22	30	52	94.5	55	I		
1994.08- 1996.07			F	Saloon Engine X16SZ	844039	Outer Joint		22	22	52	95	50.5	O			





	 YEAR	TRANSM	L/R	F/R	REMARKS	GSP Ref.	 PRODUCT	 ABS	Technical Specifications										
									A	B	C	H	L	P					
VAUXHALL ASTRA III (F)																			
1.6 i (52 kW)	1994.08- 1996.07	MT/AT		F	Saloon Engine X16SZ	844007	Outer Joint	29T	22	22	52	94.5	50	O					
1.6 i (55 kW)	1991.09- 1998.02		R	F	Estate Engine C16NZ/E16NZ	260019	Drive Shaft		22	22	52	95	926						
	1991.09- 1998.02		R	F	Hatchback Engine C16NZ/E16NZ	260019	Drive Shaft		22	22	52	95	926						
	1991.09- 1998.02	MT	L	F	Estate Engine C16NZ/E16NZ	244002	Drive Shaft	29T	22	22	52	95	585						
	1991.09- 1998.02	MT	L	F	Hatchback Engine C16NZ/E16NZ	244002	Drive Shaft	29T	22	22	52	95	585						
	1991.09- 1998.02	MT		F	Estate Engine C16NZ/E16NZ	644004	Inner Joint		22	22	34.95	57.5	72.5						
	1991.09- 1998.02	MT		F	Hatchback Engine C16NZ/E16NZ	644004	Inner Joint		22	22	34.95	57.5	72.5						
	1991.09- 1998.02	AT		F	Estate Engine C16NZ/E16NZ	844068	Outer Joint	29T	22	30	52	94.5	55	I					
	1991.09- 1998.02	AT		F	Hatchback Engine C16NZ/E16NZ	844068	Outer Joint	29T	22	30	52	94.5	55	I					
	1991.09- 1998.02			F	Estate Engine C16NZ/E16NZ	844039	Outer Joint		22	22	52	95	50.5	O					
	1991.09- 1998.02			F	Hatchback Engine C16NZ/E16NZ	844039	Outer Joint		22	22	52	95	50.5	O					
	1991.09- 1998.02	MT	R	F	Estate Engine C16NZ/E16NZ	260002	Drive Shaft	29T	22	22	52	95	926						
	1991.09- 1998.02	MT	R	F	Hatchback Engine C16NZ/E16NZ	260002	Drive Shaft	29T	22	22	52	95	926						
	1991.09- 1998.02	MT/AT		F	Estate Engine C16NZ/E16NZ	844051	Outer Joint	29T	22	22	52	95	50.5	O					
	1991.09- 1998.02	MT/AT		F	Hatchback Engine C16NZ/E16NZ	844051	Outer Joint	29T	22	22	52	95	50.5	O					
	1991.09- 1998.02	MT/AT		F	Estate Engine C16NZ/E16NZ	844007	Outer Joint	29T	22	22	52	94.5	50	O					
	1991.09- 1998.02	MT/AT		F	Hatchback Engine C16NZ/E16NZ	844007	Outer Joint	29T	22	22	52	94.5	50	O					
	1992.03- 1998.09			R	F	Saloon Engine C16NZ/X16SZR	260019	Drive Shaft		22	22	52	95	926					
	1992.03- 1998.09	MT	L	F	Saloon Engine C16NZ/X16SZR	244002	Drive Shaft	29T	22	22	52	95	585						
	1992.03- 1998.09	MT		F	Saloon Engine C16NZ/X16SZR	644004	Inner Joint		22	22	34.95	57.5	72.5						
	1992.03- 1998.09	AT		F	Saloon Engine C16NZ/X16SZR	844068	Outer Joint	29T	22	30	52	94.5	55	I					
	1992.03- 1998.09			F	Saloon Engine C16NZ/X16SZR	844039	Outer Joint		22	22	52	95	50.5	O					
	1992.03- 1998.09	MT	R	F	Saloon Engine C16NZ/X16SZR	260002	Drive Shaft	29T	22	22	52	95	926						
	1992.03- 1998.09	MT/AT		F	Saloon Engine C16NZ/X16SZR	844051	Outer Joint	29T	22	22	52	95	50.5	O					
	1992.03- 1998.09	MT/AT		F	Saloon Engine C16NZ/X16SZR	844007	Outer Joint	29T	22	22	52	94.5	50	O					
	1996.01- 2001.03			R	F	Convertible Engine X16SZR	260019	Drive Shaft		22	22	52	95	926					
	1996.01- 2001.03	AT		F	Convertible Engine X16SZR	844068	Outer Joint	29T	22	30	52	94.5	55	I					
	1996.01- 2001.03			F	Convertible Engine X16SZR	844039	Outer Joint		22	22	52	95	50.5	O					
1996.01- 2001.03	MT/AT		F	Convertible Engine X16SZR	844007	Outer Joint	29T	22	22	52	94.5	50	O						
1.6 i (74 kW)	1992.03- 1998.02		R	F	Hatchback Engine C16SE	260019	Drive Shaft		22	22	52	95	926						
	1992.03- 1998.02	MT	L	F	Hatchback Engine C16SE	244002	Drive Shaft	29T	22	22	52	95	585						
	1992.03- 1998.02	MT		F	Hatchback Engine C16SE	644004	Inner Joint		22	22	34.95	57.5	72.5						
	1992.03- 1998.02	AT		F	Hatchback Engine C16SE	844068	Outer Joint	29T	22	30	52	94.5	55	I					
	1992.03- 1998.02		F	Hatchback Engine C16SE	844039	Outer Joint		22	22	52	95	50.5	O						
	1992.03- 1998.02	MT	R	F	Hatchback Engine C16SE	260002	Drive Shaft	29T	22	22	52	95	926						
	1992.03- 1998.02	MT		F	Hatchback Engine C16SE	844051	Outer Joint	29T	22	22	52	95	50.5	O					
	1992.03- 1998.02	MT		F	Hatchback Engine C16SE	844007	Outer Joint	29T	22	22	52	94.5	50	O					
	1992.05- 1994.12		R	F	Saloon Engine C16SE	260019	Drive Shaft		22	22	52	95	926						
	1992.05- 1994.12	MT	L	F	Saloon Engine C16SE	244002	Drive Shaft	29T	22	22	52	95	585						
	1992.05- 1994.12	MT		F	Saloon Engine C16SE	644004	Inner Joint		22	22	34.95	57.5	72.5						
	1992.05- 1994.12	AT		F	Saloon Engine C16SE	844068	Outer Joint	29T	22	30	52	94.5	55	I					
	1992.05- 1994.12		F	Saloon Engine C16SE	844039	Outer Joint		22	22	52	95	50.5	O						
	1992.05- 1994.12	MT	R	F	Saloon Engine C16SE	260002	Drive Shaft	29T	22	22	52	95	926						
	1992.05- 1994.12	MT		F	Saloon Engine C16SE	844051	Outer Joint	29T	22	22	52	95	50.5	O					
	1992.05- 1994.12	MT		F	Saloon Engine C16SE	844007	Outer Joint	29T	22	22	52	94.5	50	O					
	1.6 i 16V (74 kW)	1994.01- 1998.02		R	F	Estate Engine X16XEL	260019	Drive Shaft		22	22	52	95	926					
1994.01- 1998.02			R	F	Hatchback Engine X16XEL	260019	Drive Shaft		22	22	52	95	926						
1994.01- 1998.02		MT		F	Estate Engine X16XEL	644004	Inner Joint		22	22	34.95	57.5	72.5						
1994.01- 1998.02		MT		F	Hatchback Engine X16XEL	644004	Inner Joint		22	22	34.95	57.5	72.5						
1994.01- 1998.02		AT		F	Estate Engine X16XEL	844068	Outer Joint	29T	22	30	52	94.5	55	I					
1994.01- 1998.02		AT		F	Hatchback Engine X16XEL	844068	Outer Joint	29T	22	30	52	94.5	55	I					
1994.01- 1998.02			F	Estate Engine X16XEL	844039	Outer Joint		22	22	52	95	50.5	O						
1994.01- 1998.02			F	Hatchback Engine X16XEL	844039	Outer Joint		22	22	52	95	50.5	O						
1994.01- 1998.02		MT/AT		F	Estate Engine X16XEL	844007	Outer Joint	29T	22	22	52	94.5	50	O					
1994.01- 1998.02		MT/AT		F	Hatchback Engine X16XEL	844007	Outer Joint	29T	22	22	52	94.5	50	O					
1994.08- 1998.09			R	F	Saloon Engine X16XEL	260019	Drive Shaft		22	22	52	95	926						
1994.08- 1998.09		MT		F	Saloon Engine X16XEL	644004	Inner Joint		22	22	34.95	57.5	72.5						
1994.08- 1998.09		AT		F	Saloon Engine X16XEL	844068	Outer Joint	29T	22	30	52	94.5	55	I					
1994.08- 1998.09			F	Saloon Engine X16XEL	844039	Outer Joint		22	22	52	95	50.5	O						
1994.08- 1998.09		MT/AT		F	Saloon Engine X16XEL	844007	Outer Joint	29T	22	22	52	94.5	50	O					
1.6 Si (74 kW)	1991.03- 1994.12		R	F	Estate Engine C16SE	260019	Drive Shaft		22	22	52	95	926						
	1991.03- 1994.12	MT	L	F	Estate Engine C16SE	244002	Drive Shaft	29T	22	22	52	95	585						





	 YEAR	TRANSM	L/R	F/R	REMARKS	GSP Ref.	 PRODUCT	 ABS	Technical Specifications									
									A	B	C	H	L	P				
VAUXHALL ASTRA III (F)																		
1.6 Si (74 kW)	1991.03- 1994.12	MT		F	Estate Engine C16SE	644004	Inner Joint		22	22	34.95	57.5	72.5					
	1991.03- 1994.12	AT		F	Estate Engine C16SE	844068	Outer Joint	29T	22	30	52	94.5	55	I				
	1991.03- 1994.12			F	Estate Engine C16SE	844039	Outer Joint		22	22	52	95	50.5	O				
	1991.03- 1994.12	MT	R	F	Estate Engine C16SE	260002	Drive Shaft	29T	22	22	52	95	92.6					
	1991.03- 1994.12	MT		F	Estate Engine C16SE	844051	Outer Joint	29T	22	22	52	95	50.5	O				
	1991.03- 1994.12	MT		F	Estate Engine C16SE	844007	Outer Joint	29T	22	22	52	94.5	50	O				
1.7 D (42 kW)	1991.12- 1998.02	MT		F	Estate Engine 17D	644004	Inner Joint		22	22	34.95	57.5	72.5					
	1991.12- 1998.02	MT		F	Hatchback Engine 17D	644004	Inner Joint		22	22	34.95	57.5	72.5					
	1991.12- 1998.02	MT/AT		F	Estate Engine 17D	844056	Outer Joint	29T	33	25	52	109	61	O				
	1991.12- 1998.02	MT/AT		F	Hatchback Engine 17D	844056	Outer Joint	29T	33	25	52	109	61	O				
	1992.03- 1992.09	MT		F	Saloon Engine 17D	644004	Inner Joint		22	22	34.95	57.5	72.5					
	1992.03- 1992.09	MT/AT		F	Saloon Engine 17D	844056	Outer Joint	29T	33	25	52	109	61	O				
1.7 D (44 kW)	1991.03- 1994.12	MT		F	Estate Engine 17DR	644004	Inner Joint		22	22	34.95	57.5	72.5					
	1991.03- 1994.12	MT/AT		F	Estate Engine 17DR	844056	Outer Joint	29T	33	25	52	109	61	O				
	1991.03- 1994.12	MT/AT		F	Estate Engine 17DR	844007	Outer Joint	29T	22	22	52	94.5	50	O				
	1991.09- 1994.12	MT		F	Hatchback Engine 17DR	644004	Inner Joint		22	22	34.95	57.5	72.5					
	1991.09- 1994.12	MT/AT		F	Hatchback Engine 17DR	844056	Outer Joint	29T	33	25	52	109	61	O				
	1991.09- 1994.12	MT/AT		F	Hatchback Engine 17DR	844007	Outer Joint	29T	22	22	52	94.5	50	O				
	1992.07- 1998.09	MT		F	Saloon Engine 17DR	644004	Inner Joint		22	22	34.95	57.5	72.5					
	1992.07- 1998.09	MT/AT		F	Saloon Engine 17DR	844056	Outer Joint	29T	33	25	52	109	61	O				
1.7 TD (50 kW)	1994.01- 1998.02	MT/AT		F	Estate Engine X17DTL	844056	Outer Joint	29T	33	25	52	109	61	O				
	1994.08- 1998.02	MT/AT		F	Hatchback Engine X17DTL	844056	Outer Joint	29T	33	25	52	109	61	O				
	1994.08- 1998.09	MT/AT		F	Saloon Engine X17DTL	844056	Outer Joint	29T	33	25	52	109	61	O				
1.7 TD (60 kW)	1991.12- 1998.02	MT		F	Estate Engine 17DT(TC4EE1)	644002	Inner Joint		34	25	35	56.2	85.6					
	1991.12- 1998.02	MT		F	Hatchback Engine 17DT(TC4EE1)	644002	Inner Joint		34	25	35	56.2	85.6					
	1991.12- 1998.09	MT		F	Saloon Engine 17DT(TC4EE1)	644002	Inner Joint		34	25	35	56.2	85.6					
	1991.12- 1998.02	MT	R	F	Estate Engine 17DT(TC4EE1)	244059	Drive Shaft	29T	33	34	52	109	938					
	1991.12- 1998.02	MT	R	F	Hatchback Engine 17DT(TC4EE1)	244059	Drive Shaft	29T	33	34	52	109	938					
	1991.12- 1998.09	MT	R	F	Saloon Engine 17DT(TC4EE1)	244059	Drive Shaft	29T	33	34	52	109	938					
	1991.12- 1998.02	MT	L	F	Estate Engine 17DT(TC4EE1)	244011	Drive Shaft	29T	33	34	52	109	594.5					
	1991.12- 1998.02	MT	L	F	Hatchback Engine 17DT(TC4EE1)	244011	Drive Shaft	29T	33	34	52	109	594.5					
	1991.12- 1998.09	MT	L	F	Saloon Engine 17DT(TC4EE1)	244011	Drive Shaft	29T	33	34	52	109	594.5					
	1991.12- 1998.02	MT/AT		F	Estate Engine 17DT(TC4EE1)	844056	Outer Joint	29T	33	25	52	109	61	O				
	1991.12- 1998.02	MT/AT		F	Hatchback Engine 17DT(TC4EE1)	844056	Outer Joint	29T	33	25	52	109	61	O				
	1991.12- 1998.09	MT/AT		F	Saloon Engine 17DT(TC4EE1)	844056	Outer Joint	29T	33	25	52	109	61	O				
1.8 16V (85 kW)	1994.11- 2001.03	MT		F	Convertible Engine C18XEL/X18XE	644002	Inner Joint		34	25	35	56.2	85.6					
1.8 i (66 kW)	1991.09- 1998.02	MT		F	Estate Engine C18NZ	644002	Inner Joint		34	25	35	56.2	85.6					
	1991.09- 1998.02	MT		F	Hatchback Engine C18NZ	644002	Inner Joint		34	25	35	56.2	85.6					
	1991.09- 1998.02	MT	R	F	Estate Engine C18NZ	244059	Drive Shaft	29T	33	34	52	109	938					
	1991.09- 1998.02	MT	R	F	Hatchback Engine C18NZ	244059	Drive Shaft	29T	33	34	52	109	938					
	1991.09- 1998.02	MT	L	F	Estate Engine C18NZ	244011	Drive Shaft	29T	33	34	52	109	594.5					
	1991.09- 1998.02	MT	L	F	Hatchback Engine C18NZ	244011	Drive Shaft	29T	33	34	52	109	594.5					
	1991.09- 1998.02	MT/AT		F	Estate Engine C18NZ	844056	Outer Joint	29T	33	25	52	109	61	O				
	1991.09- 1998.02	MT/AT		F	Hatchback Engine C18NZ	844056	Outer Joint	29T	33	25	52	109	61	O				
	1992.03- 1998.09	MT		F	Saloon Engine C18NZ	644002	Inner Joint		34	25	35	56.2	85.6					
	1992.03- 1998.09	MT	R	F	Saloon Engine C18NZ	244059	Drive Shaft	29T	33	34	52	109	938					
	1992.03- 1998.09	MT	L	F	Saloon Engine C18NZ	244011	Drive Shaft	29T	33	34	52	109	594.5					
	1992.03- 1998.09	MT/AT		F	Saloon Engine C18NZ	844056	Outer Joint	29T	33	25	52	109	61	O				
1.8 i 16V (85 kW)	1994.01- 1996.12	MT		F	Saloon Engine C18XEL	644002	Inner Joint		34	25	35	56.2	85.6					
	1994.09- 1998.02	MT		F	Estate Engine C18XEL/X18XE	644002	Inner Joint		34	25	35	56.2	85.6					
	1994.09- 1998.02	MT		F	Hatchback Engine C18XEL	644002	Inner Joint		34	25	35	56.2	85.6					
1.8 i 16V (92 kW)	1993.06- 1994.10	MT		F	Saloon Engine C18XE	644002	Inner Joint		34	25	35	56.2	85.6					
	1994.09- 1998.02	MT		F	Estate Engine C18XE	644002	Inner Joint		34	25	35	56.2	85.6					
	1994.09- 1998.02	MT		F	Hatchback Engine C18XE	644002	Inner Joint		34	25	35	56.2	85.6					
2.0 i (85 kW)	1991.09- 1998.02	MT		F	Estate Engine C20NE	644002	Inner Joint		34	25	35	56.2	85.6					
	1991.09- 1998.02	MT		F	Hatchback Engine C20NE	644002	Inner Joint		34	25	35	56.2	85.6					
	1991.09- 1998.02	MT	R	F	Estate Engine C20NE	244059	Drive Shaft	29T	33	34	52	109	938					
	1991.09- 1998.02	MT	R	F	Hatchback Engine C20NE	244059	Drive Shaft	29T	33	34	52	109	938					
	1991.09- 1998.02	MT	L	F	Estate Engine C20NE	244011	Drive Shaft	29T	33	34	52	109	594.5					
	1991.09- 1998.02	MT	L	F	Hatchback Engine C20NE	244011	Drive Shaft	29T	33	34	52	109	594.5					
	1991.09- 1998.02	MT/AT		F	Estate Engine C20NE	844056	Outer Joint	29T	33	25	52	109	61	O				





	 YEAR	TRANSM	L/R	F/R	REMARKS	GSP Ref.	 PRODUCT	 ABS	Technical Specifications							
									A	B	C	H	L	P		
VAUXHALL ASTRA III (F)																
2.0 i (85 kW)	1991.09- 1998.02	MT/AT		F	Hatchback Engine C20NE	844056	Outer Joint	29T	33	25	52	109	61	O		
	1992.03- 1998.09	MT		F	Saloon Engine C20NE	644002	Inner Joint		34	25	35	56.2	85.6			
	1992.03- 1998.09	MT	R	F	Saloon Engine C20NE	244059	Drive Shaft	29T	33	34	52	109	938			
	1992.03- 1998.09	MT	L	F	Saloon Engine C20NE	244011	Drive Shaft	29T	33	34	52	109	594.5			
	1992.03- 1998.09	MT/AT		F	Saloon Engine C20NE	844056	Outer Joint	29T	33	25	52	109	61	O		
	1993.03- 1994.10	MT		F	Convertible Engine C20NE	644002	Inner Joint		34	25	35	56.2	85.6			
	1993.03- 1994.10	MT	R	F	Convertible Engine C20NE	244059	Drive Shaft	29T	33	34	52	109	938			
	1993.03- 1994.10	MT	L	F	Convertible Engine C20NE	244011	Drive Shaft	29T	33	34	52	109	594.5			
2.0 i 16V (100 kW)	1994.01- 1998.02	MT/AT		F	Estate Engine X20XEV	844056	Outer Joint	29T	33	25	52	109	61	O		
	1994.01- 1998.02	MT/AT		F	Hatchback Engine X20XEV	844056	Outer Joint	29T	33	25	52	109	61	O		
	1995.02- 1998.09	MT/AT		F	Saloon Engine X20XEV	844056	Outer Joint	29T	33	25	52	109	61	O		
2.0 i 16V (110 kW)	1991.09- 1998.02	MT		F	Hatchback Engine C20XE	644002	Inner Joint		34	25	35	56.2	85.6			
	1991.09- 1998.02	MT	R	F	Hatchback Engine C20XE	244059	Drive Shaft	29T	33	34	52	109	938			
	1991.09- 1998.02	MT	L	F	Hatchback Engine C20XE	244011	Drive Shaft	29T	33	34	52	109	594.5			
	1991.09- 1998.02	MT		F	Hatchback Engine C20XE	844056	Outer Joint	29T	33	25	52	109	61	O		
ASTRA IV (G)																
1.2 16V (48 kW)	1998.02- 2000.09	5MT		F	Estate Engine X12XE	844012	Outer Joint		33	28	52	104	54.5	O		
	1998.02- 2000.09	5MT		F	Hatchback Engine X12XE	844012	Outer Joint		33	28	52	104	54.5	O		
	1998.09- 2000.09	MT		F	Saloon Engine X12XE	844012	Outer Joint		33	28	52	104	54.5	O		
1.2 16V (55 kW)	2000.09- 2005.05	5MT		F	Estate Engine Z12XE	844012	Outer Joint		33	28	52	104	54.5	O		
	2000.09- 2005.05	5MT		F	Hatchback Engine Z12XE	844012	Outer Joint		33	28	52	104	54.5	O		
	2000.09- 2005.05	5MT		F	Saloon Engine Z12XE	844012	Outer Joint		33	28	52	104	54.5	O		
1.4 16V (66 kW)	1998.02- 2005.05	MT/AT		F	Estate Engine X14XE/Z14XE	844030	Outer Joint		33	22	52	103	50.5	O		
	1998.02- 2005.05	MT/AT		F	Hatchback Engine X14XE/Z14XE	844030	Outer Joint		33	22	52	103	50.5	O		
	1998.02- 2005.05	MT	L	F	Estate Engine X14XE/Z14XE	260013	Drive Shaft		33	22	52	103	595			
	1998.02- 2005.05	MT	L	F	Hatchback Engine X14XE/Z14XE	260013	Drive Shaft		33	22	52	103	595			
	1998.02- 2005.05	MT	R	F	Estate Engine X14XE/Z14XE	244033	Drive Shaft		33	22	52	103	950.5			
	1998.02- 2005.05	MT	R	F	Hatchback Engine X14XE/Z14XE	244033	Drive Shaft		33	22	52	103	950.5			
	1998.09- 2005.05	MT/AT		F	Saloon Engine X14XE/Z14XE	844030	Outer Joint		33	22	52	103	50.5	O		
	1998.09- 2005.05	MT	L	F	Saloon Engine X14XE/Z14XE	260013	Drive Shaft		33	22	52	103	595			
	1998.09- 2005.05	MT	R	F	Saloon Engine X14XE/Z14XE	244033	Drive Shaft		33	22	52	103	950.5			
1.6 (55 kW)	1998.02- 2000.09	MT/AT		F	Hatchback Engine X16SZR	844030	Outer Joint		33	22	52	103	50.5	O		
	1998.02- 2000.09	MT	L	F	Hatchback Engine X16SZR	260013	Drive Shaft		33	22	52	103	595			
	1998.02- 2000.09	MT	R	F	Hatchback Engine X16SZR	244033	Drive Shaft		33	22	52	103	950.5			
	1998.03- 2004.04	MT/AT		F	Estate Engine X16SZR	844030	Outer Joint		33	22	52	103	50.5	O		
	1998.03- 2004.04	MT	L	F	Estate Engine X16SZR	260013	Drive Shaft		33	22	52	103	595			
	1998.03- 2004.04	MT	R	F	Estate Engine X16SZR	244033	Drive Shaft		33	22	52	103	950.5			
	1998.09- 2000.09	MT/AT		F	Saloon Engine X16SZR	844030	Outer Joint		33	22	52	103	50.5	O		
	1998.09- 2000.09	MT	L	F	Saloon Engine X16SZR	260013	Drive Shaft		33	22	52	103	595			
	1998.09- 2000.09	MT	R	F	Saloon Engine X16SZR	244033	Drive Shaft		33	22	52	103	950.5			
1.6 (62 kW)	1998.03- 2004.04	MT/AT		F	Estate Engine Z16SE	844030	Outer Joint		33	22	52	103	50.5	O		
	1998.03- 2004.04	MT	L	F	Estate Engine Z16SE	260013	Drive Shaft		33	22	52	103	595			
	1998.03- 2004.04	MT	R	F	Estate Engine Z16SE	244033	Drive Shaft		33	22	52	103	950.5			
	2000.09- 2005.05	MT/AT		F	Hatchback Engine Z16SE	844030	Outer Joint		33	22	52	103	50.5	O		
	2000.09- 2005.05	MT/AT		F	Saloon Engine Z16SE	844030	Outer Joint		33	22	52	103	50.5	O		
	2000.09- 2005.05	MT	L	F	Hatchback Engine Z16SE	260013	Drive Shaft		33	22	52	103	595			
	2000.09- 2005.05	MT	L	F	Saloon Engine Z16SE	260013	Drive Shaft		33	22	52	103	595			
	2000.09- 2005.05	MT	R	F	Hatchback Engine Z16SE	244033	Drive Shaft		33	22	52	103	950.5			
	2000.09- 2005.05	MT	R	F	Saloon Engine Z16SE	244033	Drive Shaft		33	22	52	103	950.5			
1.6 16V (74 kW)	1998.02- 2005.05	MT/AT		F	Hatchback Engine X16XEL/Z16XE	844030	Outer Joint		33	22	52	103	50.5	O		
	1998.02- 2005.05	MT	L	F	Hatchback Engine X16XEL/Z16XE	260013	Drive Shaft		33	22	52	103	595			
	1998.02- 2005.05	MT	R	F	Hatchback Engine X16XEL/Z16XE	244033	Drive Shaft		33	22	52	103	950.5			
	1998.03- 2004.04	MT/AT		F	Estate Engine X16XEL/Z16XE	844030	Outer Joint		33	22	52	103	50.5	O		
	1998.03- 2004.04	MT	L	F	Estate Engine X16XEL/Z16XE	260013	Drive Shaft		33	22	52	103	595			
	1998.03- 2004.04	MT	R	F	Estate Engine X16XEL/Z16XE	244033	Drive Shaft		33	22	52	103	950.5			
	1998.09- 2005.05	MT/AT		F	Saloon Engine C16SEL/X16XEL/Z16XE/Z16XEP	844030	Outer Joint		33	22	52	103	50.5	O		
	1998.09- 2005.05	MT	L	F	Saloon Engine C16SEL/X16XEL/Z16XE/Z16XEP	260013	Drive Shaft		33	22	52	103	595			
	1998.09- 2005.05	MT	R	F	Saloon Engine C16SEL/X16XEL/Z16XE/Z16XEP	244033	Drive Shaft		33	22	52	103	950.5			
	2001.03- 2005.10	MT/AT		F	Convertible Engine Z16XE	844030	Outer Joint		33	22	52	103	50.5	O		
	2001.03- 2005.10	MT	L	F	Convertible Engine Z16XE	260013	Drive Shaft		33	22	52	103	595			
	2001.03- 2005.10	MT	R	F	Convertible Engine Z16XE	244033	Drive Shaft		33	22	52	103	950.5			





	 YEAR	TRANSM	L/R	F/R	REMARKS	GSP Ref.	 PRODUCT	 ABS	Technical Specifications							
									A	B	C	H	L	P		
VAUXHALL ASTRA IV (G)																
1.7 DTi 16V (55 kW)	2000.02- 2005.05	5MT		F	Estate Engine Y17DT	844049	Outer Joint		33	25	52	109	61	O		
	2000.02- 2005.05	5MT		F	Hatchback Engine Y17DT	844049	Outer Joint		33	25	52	109	61	O		
	2000.02- 2005.05	5MT		F	Saloon Engine Y17DT	844049	Outer Joint		33	25	52	109	61	O		
1.7 TD (50 kW)	1998.02- 2000.08	MT/AT		F	Estate Engine X17DTL	844030	Outer Joint		33	22	52	103	50.5	O		
	1998.02- 2000.08	MT/AT		F	Hatchback Engine X17DTL	844030	Outer Joint		33	22	52	103	50.5	O		
	1998.02- 2000.08	MT	L	F	Estate Engine X17DTL	260013	Drive Shaft		33	22	52	103	595			
	1998.02- 2000.08	MT	L	F	Hatchback Engine X17DTL	260013	Drive Shaft		33	22	52	103	595			
	1998.02- 2000.08	MT	R	F	Estate Engine X17DTL	244033	Drive Shaft		33	22	52	103	950.5			
	1998.02- 2000.08	MT	R	F	Hatchback Engine X17DTL	244033	Drive Shaft		33	22	52	103	950.5			
	1998.09- 2000.08	MT/AT		F	Saloon Engine X17DTL	844030	Outer Joint		33	22	52	103	50.5	O		
	1998.09- 2000.08	MT	L	F	Saloon Engine X17DTL	260013	Drive Shaft		33	22	52	103	595			
1.8 16V (85 kW)	1998.02- 2000.08	MT/AT		F	Estate Engine X18XE1	844006	Outer Joint	29T	33	25	52	103.5	61	O		
	1998.02- 2000.09	MT/AT		F	Hatchback Engine X18XE1	844006	Outer Joint	29T	33	25	52	103.5	61	O		
	1998.02- 2004.07	MT/AT		F	Saloon Engine X18XE1	844006	Outer Joint	29T	33	25	52	103.5	61	O		
1.8 16V (92 kW)	1998.02- 2000.08			F	Estate Engine X18XE1	844049	Outer Joint		33	25	52	109	61	O		
	1998.02- 2000.09			F	Hatchback Engine X18XE1	844049	Outer Joint		33	25	52	109	61	O		
	1998.02- 2004.07			F	Saloon Engine X18XE1	844049	Outer Joint		33	25	52	109	61	O		
	2000.09- 2005.05			F	Estate Engine Z18XE	844049	Outer Joint		33	25	52	109	61	O		
	2000.09- 2005.05			F	Hatchback Engine Z18XE	844049	Outer Joint		33	25	52	109	61	O		
	2001.03- 2005.10			F	Convertible Engine Z18XE	844049	Outer Joint		33	25	52	109	61	O		
1.8 16V Dualfuel (87 kW)	1998.02- 2004.07			F	Saloon Engine Z18XE	844049	Outer Joint		33	25	52	109	61	O		
	2002.09- 2005.05			F	Estate Engine Z18XE	844049	Outer Joint		33	25	52	109	61	O		
	2002.09- 2005.05			F	Hatchback Engine Z18XE	844049	Outer Joint		33	25	52	109	61	O		
2.0 16V (100 kW)	1998.02- 2005.05	MT/AT		F	Estate Engine X20XE1	844006	Outer Joint	29T	33	25	52	103.5	61	O		
	1998.02- 2005.05	MT/AT		F	Hatchback Engine X20XE1	844006	Outer Joint	29T	33	25	52	103.5	61	O		
	1998.02- 2005.05	MT	L	F	Estate Engine X20XE1	244044	Drive Shaft		33	34	52	103.5	595			
	1998.02- 2005.05	MT	L	F	Hatchback Engine X20XE1	244044	Drive Shaft		33	34	52	103.5	595			
	1998.02- 2005.05			F	Estate Engine X20XE1	844049	Outer Joint		33	25	52	109	61	O		
	1998.02- 2005.05			F	Hatchback Engine X20XE1	844049	Outer Joint		33	25	52	109	61	O		
	1998.09- 2005.05	MT/AT		F	Saloon Engine X20XE1	844006	Outer Joint	29T	33	25	52	103.5	61	O		
	1998.09- 2005.05	MT	L	F	Saloon Engine X20XE1	244044	Drive Shaft		33	34	52	103.5	595			
	1998.09- 2005.05			F	Saloon Engine X20XE1	844049	Outer Joint		33	25	52	109	61	O		
2.0 Di (60 kW)	1998.02- 2004.07	MT/AT		F	Saloon Engine X20DTL/Y20DTL	844006	Outer Joint	29T	33	25	52	103.5	61	O		
	1998.02- 2005.05	MT/AT		F	Hatchback Engine X20DTL/Y20DTL	844006	Outer Joint	29T	33	25	52	103.5	61	O		
	1998.02- 2004.07	MT	L	F	Saloon Engine X20DTL/Y20DTL	244044	Drive Shaft		33	34	52	103.5	595			
	1998.02- 2005.05	MT	L	F	Hatchback Engine X20DTL/Y20DTL	244044	Drive Shaft		33	34	52	103.5	595			
	1998.02- 2004.07			F	Saloon Engine X20DTL/Y20DTL	844049	Outer Joint		33	25	52	109	61	O		
	1998.02- 2005.05			F	Hatchback Engine X20DTL/Y20DTL	844049	Outer Joint		33	25	52	109	61	O		
	1998.03- 2004.04	MT/AT		F	Estate Engine X20DTL/Y20DTL	844006	Outer Joint	29T	33	25	52	103.5	61	O		
	1998.03- 2004.04	MT	L	F	Estate Engine X20DTL/Y20DTL	244044	Drive Shaft		33	34	52	103.5	595			
	1998.03- 2004.04			F	Estate Engine X20DTL/Y20DTL	844049	Outer Joint		33	25	52	109	61	O		
2.0 DTi 16V (74 kW)	1998.02- 2004.07	MT	L	F	Saloon Engine X20DTH/Y20DTH	244044	Drive Shaft		33	34	52	103.5	595			
	1998.02- 2004.07			F	Saloon Engine X20DTH/Y20DTH	844049	Outer Joint		33	25	52	109	61	O		
	1998.03- 2004.04	MT	L	F	Estate Engine X20DTH/Y20DTH	244044	Drive Shaft		33	34	52	103.5	595			
	1998.03- 2004.04			F	Estate Engine X20DTH/Y20DTH	844049	Outer Joint		33	25	52	109	61	O		
	1999.08- 2005.05	MT	L	F	Hatchback Engine X20DTH/Y20DTH	244044	Drive Shaft		33	34	52	103.5	595			
	1999.08- 2005.05			F	Hatchback Engine X20DTH/Y20DTH	844049	Outer Joint		33	25	52	109	61	O		
2.2 16V (108 kW)	2001.03- 2005.10	MT	L	F	Convertible Engine Z22SE	244044	Drive Shaft		33	34	52	103.5	595			
	2001.03- 2005.05	MT	L	F	Estate Engine Z22SE	244044	Drive Shaft		33	34	52	103.5	595			
	2001.03- 2005.05	MT	L	F	Hatchback Engine Z22SE	244044	Drive Shaft		33	34	52	103.5	595			
	2001.03- 2005.05	MT	L	R	Saloon Engine Z22SE	244044	Drive Shaft		33	34	52	103.5	595			
	2001.03- 2005.10			F	Convertible Engine Z22SE	844049	Outer Joint		33	25	52	109	61	O		
	2001.03- 2005.05			F	Estate Engine Z22SE	844049	Outer Joint		33	25	52	109	61	O		
	2001.03- 2005.05			F	Hatchback Engine Z22SE	844049	Outer Joint		33	25	52	109	61	O		
	2001.03- 2005.05			R	Saloon Engine Z22SE	844049	Outer Joint		33	25	52	109	61	O		
ASTRA IV (G) (F67)																
1.8 16V (85 kW)	2000.03- 2005.08	MT/AT		F	Coupe Engine X18XE1/Z18XEL	844006	Outer Joint	29T	33	25	52	103.5	61	O		
	2000.03- 2005.08			F	Coupe Engine X18XE1/Z18XEL	844049	Outer Joint		33	25	52	109	61	O		
1.8 16V (92 kW)	2000.09- 2005.08			F	Coupe Engine Z18XE	844049	Outer Joint		33	25	52	109	61	O		
1.8 16V Dualfuel (87 kW)	2002.09- 2005.08			F	Coupe Engine Z18XE	844049	Outer Joint		33	25	52	109	61	O		





	 YEAR	TRANSM	L/R	F/R	REMARKS	GSP Ref.	 PRODUCT	 ABS	Technical Specifications							
									A	B	C	H	L	P		
VAUXHALL ASTRA IV (G) (F67)																
2.2 16V (108 kW)	2000.03- 2005.08	MT	L	F	Coupe Engine Z22SE	244044	Drive Shaft		33	34	52	103.5	595			
	2000.03- 2005.08			F	Coupe Engine Z22SE	844049	Outer Joint		33	25	52	109	61	O		
ASTRA TWINTOP V (H)																
1.6 (77 kW)	2005.09- 2010.11	MT	L	F	Convertible Engine Z16XEP	244028	Drive Shaft		33	22	53	95	590			
	2005.09- 2010.11	MT	R	F	Convertible Engine Z16XEP	244030	Drive Shaft		33	22	53	95	952			
	2005.09- 2010.11	MT		F	Convertible Engine Z16XEP	844003	Outer Joint		33	22	53	95	54.5	M		
1.9 CDTi (110 kW)	2006.01- 2010.11		L	F	Convertible Engine Z19DTH	221071	Drive Shaft		30	25	53.8	94.5	576			
	2006.01- 2010.11		R	F	Convertible Engine Z19DTH	221062	Drive Shaft		30	34	53.8	94.5	595			
ASTRA V (H)																
1.4 (66 kW)	2004.01- 2009.05	MT	R	F	Hatchback Engine Z14XEP	244030	Drive Shaft		33	22	53	95	952			
	2004.01- 2009.05	MT		F	Hatchback Engine Z14XEP	844003	Outer Joint		33	22	53	95	54.5	M		
	2004.01- 2009.05	MT	L	F	Hatchback Engine Z14XEP	244028	Drive Shaft		33	22	53	95	590			
	2004.08- 2009.03	MT	R	F	Estate Engine Z14XEP	244030	Drive Shaft		33	22	53	95	952			
	2004.08- 2009.03	MT		F	Estate Engine Z14XEP	844003	Outer Joint		33	22	53	95	54.5	M		
	2004.08- 2009.03	MT	L	F	Estate Engine Z14XEP	244028	Drive Shaft		33	22	53	95	590			
1.6 (77 kW)	2004.01- 2009.05	MT	R	F	Hatchback Engine Z16XEP	244030	Drive Shaft		33	22	53	95	952			
	2004.01- 2009.05	MT		F	Hatchback Engine Z16XEP	844003	Outer Joint		33	22	53	95	54.5	M		
	2004.01- 2009.05	MT	L	F	Hatchback Engine Z16XEP	244028	Drive Shaft		33	22	53	95	590			
	2004.08- 2009.03	MT	R	F	Estate Engine Z16XEP	244030	Drive Shaft		33	22	53	95	952			
	2004.08- 2009.03	MT		F	Estate Engine Z16XEP	844003	Outer Joint		33	22	53	95	54.5	M		
	2004.08- 2009.03	MT	L	F	Estate Engine Z16XEP	244028	Drive Shaft		33	22	53	95	590			
1.7 CDTi (59 kW)	2004.01- 2009.05	MT		F	Hatchback Engine Z17DTL	844028	Outer Joint		33	24	53	93.5	63.5	M		
1.7 CDTi (74 kW)	2004.01- 2009.05	5MT/6MT	R	F	Hatchback Engine Z17DTH	244031	Drive Shaft		33	34	53	93.5	559			
	2004.01- 2009.05	MT/AT		F	Hatchback Engine Z17DTH	844028	Outer Joint		33	24	53	93.5	63.5	M		
	2004.01- 2009.05	5MT	L	F	Hatchback Engine Z17DTH	244029	Drive Shaft		33	34	53	93.5	594			
	2004.08- 2009.03	5MT/6MT	R	F	Estate Engine Z17DTH	244031	Drive Shaft		33	34	53	93.5	559			
	2004.08- 2009.03	MT/AT		F	Estate Engine Z17DTH	844028	Outer Joint		33	24	53	93.5	63.5	M		
	2004.08- 2009.03	5MT	L	F	Estate Engine Z17DTH	244029	Drive Shaft		33	34	53	93.5	594			
1.8 (92 kW)	2004.01- 2009.05	MT/AT		F	Hatchback Engine Z18XE	844028	Outer Joint		33	24	53	93.5	63.5	M		
	2004.10- 2009.03	MT/AT		F	Estate Engine Z18XE	844028	Outer Joint		33	24	53	93.5	63.5	M		
1.9 CDTi (110 kW)	2004.01- 2009.05	MT	L	F	Hatchback Engine Z19DTH	221071	Drive Shaft		30	25	53.8	94.5	576			
	2004.01- 2009.05	MT	R	F	Hatchback Engine Z19DTH	221062	Drive Shaft		30	34	53.8	94.5	595			
	2004.01- 2009.05	MT		F	Hatchback Engine Z19DTH	817051	Outer Joint		30	26	53.8	94.5	65.5	M		
	2004.08- 2009.03	MT	L	F	Estate Engine Z19DTH	221071	Drive Shaft		30	25	53.8	94.5	576			
	2004.08- 2009.03	MT	R	F	Estate Engine Z19DTH	221062	Drive Shaft		30	34	53.8	94.5	595			
	2004.08- 2009.03	MT		F	Estate Engine Z19DTH	817051	Outer Joint		30	26	53.8	94.5	65.5	M		
1.9 CDTi (88 kW)	2004.01- 2009.05	MT	L	F	Hatchback Engine Z19DT	221071	Drive Shaft		30	25	53.8	94.5	576			
	2004.01- 2009.05	MT	R	F	Hatchback Engine Z19DT	221062	Drive Shaft		30	34	53.8	94.5	595			
	2004.01- 2009.05			F	Hatchback Engine Z19DT	844027	Outer Joint		33	26	52.5	94	65.5	M		
	2004.08- 2009.03	MT	L	F	Estate Engine Z19DT	221071	Drive Shaft		30	25	53.8	94.5	576			
	2004.08- 2009.03	MT	R	F	Estate Engine Z19DT	221062	Drive Shaft		30	34	53.8	94.5	595			
	2004.08- 2009.03	MT		F	Estate Engine Z19DT	844027	Outer Joint		33	26	52.5	94	65.5	M		
1.9 CDTi 16V (88 kW)	2004.01- 2009.05	MT	L	F	Hatchback Engine Z19DTJ	221071	Drive Shaft		30	25	53.8	94.5	576			
	2004.01- 2009.05	MT	R	F	Hatchback Engine Z19DTJ	221062	Drive Shaft		30	34	53.8	94.5	595			
	2004.01- 2009.05			F	Hatchback Engine Z19DTJ	844027	Outer Joint		33	26	52.5	94	65.5	M		
2.0 Turbo (125 kW)	2004.01- 2009.05	MT	R	F	Hatchback Engine Z20LEL	221056	Drive Shaft		33	34	52.5	94	595			
	2004.01- 2009.05			F	Hatchback Engine Z20LEL	844027	Outer Joint		33	26	52.5	94	65.5	M		
	2004.08- 2010.10	MT	R	F	Estate Engine Z20LEL	221056	Drive Shaft		33	34	52.5	94	595			
	2004.08- 2010.10			F	Estate Engine Z20LEL	844027	Outer Joint		33	26	52.5	94	65.5	M		
2.0 Turbo (147 kW)	2004.01- 2009.05	MT	R	F	Hatchback Engine Z20LER	221056	Drive Shaft		33	34	52.5	94	595			
	2004.01- 2009.05			F	Hatchback Engine Z20LER	844027	Outer Joint		33	26	52.5	94	65.5	M		
	2004.08- 2010.10	MT	R	F	Estate Engine Z20LER	221056	Drive Shaft		33	34	52.5	94	595			
	2004.08- 2010.10			F	Estate Engine Z20LER	844027	Outer Joint		33	26	52.5	94	65.5	M		
2.0 Turbo (177 kW)	2004.01- 2009.05		R	F	Hatchback Engine Z20LEH	221062	Drive Shaft		30	34	53.8	94.5	595			
	2004.01- 2009.05			F	Hatchback Engine Z20LEH	844027	Outer Joint		33	26	52.5	94	65.5	M		
ASTRA V (H) SPORT HATCH																
1.6 (77 kW)	2005.02- 2010.11	MT	R	F	Hatchback Engine Z16XEP	244030	Drive Shaft		33	22	53	95	952			
	2005.02- 2010.11	MT		F	Hatchback Engine Z16XEP	844003	Outer Joint		33	22	53	95	54.5	M		
	2005.02- 2010.11	MT	L	F	Hatchback Engine Z16XEP	244028	Drive Shaft		33	22	53	95	590			
1.7 CDTi (74 kW)	2005.02- 2010.11	5MT/6MT	R	F	Hatchback Engine Z17DTH	244031	Drive Shaft		33	34	53	93.5	559			
	2005.02- 2010.11	MT/AT		F	Hatchback Engine Z17DTH	844028	Outer Joint		33	24	53	93.5	63.5	M		
	2005.02- 2010.11	5MT	L	F	Hatchback Engine Z17DTH	244029	Drive Shaft		33	34	53	93.5	594			





	 YEAR	TRANSM	L/R	F/R	REMARKS	GSP Ref.	 PRODUCT	 ABS	Technical Specifications						
									A	B	C	H	L	P	
VAUXHALL															
ASTRA V (H) SPORT HATCH															
1.8 (92 kW)	2005.02- 2010.11	MT/AT		F	Hatchback Engine Z18XE	844028	Outer Joint		33	24	53	93.5	63.5	M	
1.9 CDTi (110 kW)	2005.02- 2010.11	MT	L	F	Hatchback Engine Z19DTH	221071	Drive Shaft		30	25	53.8	94.5	576		
	2005.02- 2010.11	MT	R	F	Hatchback Engine Z19DTH	221062	Drive Shaft		30	34	53.8	94.5	595		
	2005.02- 2010.11	MT		F	Hatchback Engine Z19DTH	817051	Outer Joint		30	26	53.8	94.5	65.5	M	
1.9 CDTi (88 kW)	2005.02- 2010.11	MT	L	F	Hatchback Engine Z19DT	221071	Drive Shaft		30	25	53.8	94.5	576		
	2005.02- 2010.11	MT	R	F	Hatchback Engine Z19DT	221062	Drive Shaft		30	34	53.8	94.5	595		
	2005.02- 2010.11	MT		F	Hatchback Engine Z19DT	844027	Outer Joint		33	26	52.5	94	65.5	M	
2.0 Turbo (125 kW)	2005.02- 2010.11	MT	R	F	Hatchback Engine Z20LEL	221056	Drive Shaft		33	34	52.5	94	595		
	2005.02- 2010.11			F	Hatchback Engine Z20LEL	844027	Outer Joint		33	26	52.5	94	65.5	M	
ASTRAVAN III (F)															
1.4 i (44 kW)	1991.01- 1994.10	MT	L	F	Box Engine C14NZ	244002	Drive Shaft	29T	22	22	52	95	585		
	1991.01- 1994.10	MT		F	Box Engine C14NZ	644004	Inner Joint		22	22	34.95	57.5	72.5		
	1991.01- 1994.10	MT	R	F	Box Engine C14NZ	260002	Drive Shaft	29T	22	22	52	95	926		
	1991.01- 1994.10	MT		F	Box Engine C14NZ	844051	Outer Joint	29T	22	22	52	95	50.5	O	
1.6 i (52 kW)	1994.02- 1996.10	MT		F	Box Engine X16SZ	644004	Inner Joint		22	22	34.95	57.5	72.5		
	1994.02- 1996.10			F	Box Engine X16SZ	844049	Outer Joint		33	25	52	109	61	O	
1.6 i (55 kW)	1991.01- 1998.08	MT	L	F	Box Engine C16NZ	244002	Drive Shaft	29T	22	22	52	95	585		
	1991.01- 1998.08	MT		F	Box Engine C16NZ	644004	Inner Joint		22	22	34.95	57.5	72.5		
	1991.01- 1998.08	MT	R	F	Box Engine C16NZ	260002	Drive Shaft	29T	22	22	52	95	926		
	1991.01- 1998.08	MT/AT		F	Box Engine C16NZ	844051	Outer Joint	29T	22	22	52	95	50.5	O	
1.7 D (44 kW)	1991.01- 1994.08	MT		F	Box Engine 17DR	644004	Inner Joint		22	22	34.95	57.5	72.5		
	1991.01- 1994.08	MT/AT		F	Box Engine 17DR	844056	Outer Joint	29T	33	25	52	109	61	O	
ASTRAVAN IV (G)															
2.0 Di (60 kW)	1998.08- 2006.08	MT/AT		F	Box Engine X20DTL	844006	Outer Joint	29T	33	25	52	103.5	61	O	
	1998.08- 2006.08			F	Box Engine X20DTL	844049	Outer Joint		33	25	52	109	61	O	
2.0 DTi (74 kW)	2004.04- 2006.08			F	Box Engine Y20DTH	844049	Outer Joint		33	25	52	109	61	O	
ASTRAVAN V (H)															
1.9 CDTi (110 kW)	2005.03- 2011.11		L	F	Box Engine Z19DTH	221071	Drive Shaft		30	25	53.8	94.5	576		
	2005.03- 2011.11		R	F	Box Engine Z19DTH	221062	Drive Shaft		30	34	53.8	94.5	595		
CALIBRA															
2.0 16v	1991.08- 1998.08	MT	L	F	All Incl. 4WD	260012	Drive Shaft	29T	33	34	52	103.5	586		
2.0 8v	1991.08- 1996.12	MT	L	F	All	260012	Drive Shaft	29T	33	34	52	103.5	586		
2.0 i (85 kW)	1990.06- 1997.07	MT	L	F	Coupe Engine C20NE	244014	Drive Shaft	43T	33	34	52	103.5	587		
	1990.06- 1997.07	MT/AT		F	Coupe Engine C20NE	844057	Outer Joint	43T	33	25	52	109	61	O	
	1990.06- 1997.07	MT		F	Coupe Engine C20NE	644002	Inner Joint		34	25	35	56.2	85.6		
	1990.06- 1997.07	MT	R	F	Coupe Engine C20NE	244059	Drive Shaft	29T	33	34	52	109	938		
	1990.06- 1997.07	MT	L	F	Coupe Engine C20NE	244011	Drive Shaft	29T	33	34	52	109	594.5		
	1990.06- 1997.07	MT/AT		F	Coupe Engine C20NE	844056	Outer Joint	29T	33	25	52	109	61	O	
2.0 i 16V (100 kW)	1990.06- 1997.07	MT		F	Coupe Engine X20XEV	844057	Outer Joint	43T	33	25	52	109	61	O	
	1990.06- 1997.07	MT		F	Coupe Engine X20XEV	844056	Outer Joint	29T	33	25	52	109	61	O	
2.0 i 16V (110 kW)	1990.06- 1994.02	MT	L	F	Coupe Engine C20XE	244014	Drive Shaft	43T	33	34	52	103.5	587		
	1990.06- 1994.02	MT		F	Coupe Engine C20XE	844057	Outer Joint	43T	33	25	52	109	61	O	
	1990.06- 1994.02	MT		F	Coupe Engine C20XE	644002	Inner Joint		34	25	35	56.2	85.6		
	1990.06- 1994.02	MT		F	Coupe Engine C20XE	644005	Inner Joint		34	25	35	54	47		
	1990.06- 1994.02	MT	L	F	Coupe Engine C20XE	244011	Drive Shaft	29T	33	34	52	109	594.5		
	1990.06- 1994.02	MT		F	Coupe Engine C20XE	844056	Outer Joint	29T	33	25	52	109	61	O	
2.0 i 16V 4x4 (100 kW)	1994.02- 1997.07	MT		F	All-wheel Drive Coupe Engine X20XEV	844057	Outer Joint	43T	33	25	52	109	61	O	
	1994.02- 1997.07	MT		F	All-wheel Drive Coupe Engine X20XEV	844056	Outer Joint	29T	33	25	52	109	61	O	
2.0 i 16V 4x4 (110 kW)	1990.06- 1994.02	MT	L	F	All-wheel Drive Coupe Engine C20XE	244014	Drive Shaft	43T	33	34	52	103.5	587		
	1990.06- 1994.02	MT		F	All-wheel Drive Coupe Engine C20XE	844057	Outer Joint	43T	33	25	52	109	61	O	
	1990.06- 1994.02	MT		F	All-wheel Drive Coupe Engine C20XE	644002	Inner Joint		34	25	35	56.2	85.6		
	1990.06- 1994.02	MT		F	All-wheel Drive Coupe Engine C20XE	644005	Inner Joint		34	25	35	54	47		
	1990.06- 1994.02	MT	L	F	All-wheel Drive Coupe Engine C20XE	244011	Drive Shaft	29T	33	34	52	109	594.5		
	1990.06- 1994.02	MT		F	All-wheel Drive Coupe Engine C20XE	844056	Outer Joint	29T	33	25	52	109	61	O	
2.0 i 4x4 (85 kW)	1990.06- 1997.07	MT	L	F	All-wheel Drive Coupe Engine C20NE	244014	Drive Shaft	43T	33	34	52	103.5	587		
	1990.06- 1997.07	MT		F	All-wheel Drive Coupe Engine C20NE	844057	Outer Joint	43T	33	25	52	109	61	O	
	1990.06- 1997.07	MT		F	All-wheel Drive Coupe Engine C20NE	644002	Inner Joint		34	25	35	56.2	85.6		
	1990.06- 1997.07	MT		F	All-wheel Drive Coupe Engine C20NE	644005	Inner Joint		34	25	35	54	47		
	1990.06- 1997.07	MT	L	F	All-wheel Drive Coupe Engine C20NE	244011	Drive Shaft	29T	33	34	52	109	594.5		
	1990.06- 1997.07	MT		F	All-wheel Drive Coupe Engine C20NE	844056	Outer Joint	29T	33	25	52	109	61	O	





	 YEAR	TRANSM	L/R	F/R	REMARKS	GSP Ref.	 PRODUCT	 ABS	Technical Specifications							
									A	B	C	H	L	P		
VAUXHALL CALIBRA																
2.0 i Turbo 4x4 (150 kW)	1992.03- 1997.07	MT		F	All-wheel Drive Coupe Engine C20LET	644002	Inner Joint		34	25	35	56.2	85.6			
	1992.03- 1997.07	MT		F	All-wheel Drive Coupe Engine C20LET	644005	Inner Joint		34	25	35	54	47			
	1992.03- 1997.07	MT	L	F	All-wheel Drive Coupe Engine C20LET	244011	Drive Shaft	29T	33	34	52	109	594.5			
	1992.03- 1997.07	MT		F	All-wheel Drive Coupe Engine C20LET	844056	Outer Joint	29T	33	25	52	109	61	0		
2.0 Turbo	1991.08- 1998.08	MT	L	F	All Incl. 4WD	260012	Drive Shaft	29T	33	34	52	103.5	586			
2.5 i V6 (125 kW)	1993.04- 1997.07	MT		F	Coupe Engine C25XE/X25XE	644002	Inner Joint		34	25	35	56.2	85.6			
	1993.04- 1997.07	MT		F	Coupe Engine C25XE/X25XE	644005	Inner Joint		34	25	35	54	47			
CARLTON III																
2.0 (74 kW)	1990.09- 1994.03			R	Estate Engine C20NEF	648002	Inner Joint			28		32				
	1990.09- 1994.03			R	Saloon Engine C20NEF	648002	Inner Joint			28		32				
2.0 (85 kW)	1986.09- 1994.03			R	Estate Engine C20NE	648002	Inner Joint			28		32				
	1986.09- 1994.03			R	Saloon Engine C20NE	648002	Inner Joint			28		32				
2.0 i (90 kW)	1986.09- 1994.03			R	Estate Engine 20SE	648002	Inner Joint			28		32				
	1986.09- 1994.03			R	Saloon Engine 20SE	648002	Inner Joint			28		32				
2.2 TD (66 kW)	1986.09- 1988.08			R	Estate Engine 23YDT	648002	Inner Joint			28		32				
	1986.10- 1988.08			R	Saloon Engine 23YDT	648002	Inner Joint			28		32				
2.3 TD Interc. (74 kW)	1988.08- 1994.03			R	Saloon Engine 23DTR	648002	Inner Joint			28		32				
	1988.09- 1994.03			R	Estate Engine 23DTR	648002	Inner Joint			28		32				
2.4 i (92 kW)	1988.09- 1994.03			R	Estate Engine C24NE	648002	Inner Joint			28		32				
	1988.09- 1994.03			R	Saloon Engine C24NE	648002	Inner Joint			28		32				
2.6 i (110 kW)	1990.09- 1994.03			R	Estate Engine C26NE	648002	Inner Joint			28		32				
	1990.09- 1994.03			R	Saloon Engine C26NE	648002	Inner Joint			28		32				
3.0 (115 kW)	1987.03- 1987.12			R	Saloon Engine C30LE	648002	Inner Joint			28		32				
3.0 (130 kW)	1987.03- 1990.09			R	Saloon Engine 30NE	648002	Inner Joint			28		32				
	1987.03- 1994.03			R	Estate Engine C30NE	648002	Inner Joint			28		32				
3.0 24V (147 kW)	1989.09- 1994.03			R	Estate Engine C30SEJ	648002	Inner Joint			28		32				
	1989.09- 1994.03			R	Saloon Engine C30SEJ	648002	Inner Joint			28		32				
3.0 24V (150 kW)	1989.09- 1994.03			R	Saloon Engine C30SE	648002	Inner Joint			28		32				
CAVALIER II																
1.3 N (44 kW)	1981.09- 1988.08	MT		F	Saloon Engine 13N	844041	Outer Joint		22	22	52	95	50	0		
	1981.09- 1988.08	MT		F	Saloon Engine 13N	644004	Inner Joint		22	22	34.95	57.5	72.5			
1.3 S (55 kW)	1981.09- 1988.08	MT		F	Estate Engine 13S	844041	Outer Joint		22	22	52	95	50	0		
	1981.09- 1988.08	MT		F	Hatchback Engine 13S	844041	Outer Joint		22	22	52	95	50	0		
	1981.09- 1988.08	MT		F	Saloon Engine 13S	844041	Outer Joint		22	22	52	95	50	0		
	1981.09- 1988.08	MT		F	Estate Engine 13S	644004	Inner Joint		22	22	34.95	57.5	72.5			
	1981.09- 1988.08	MT		F	Hatchback Engine 13S	644004	Inner Joint		22	22	34.95	57.5	72.5			
	1981.09- 1988.08	MT		F	Saloon Engine 13S	644004	Inner Joint		22	22	34.95	57.5	72.5			
1.6 (66 kW)	1983.10- 1988.08	MT		F	Estate Engine 16SH	899205	Outer Joint		33	25	52	109	61	0		
	1983.10- 1988.08	MT		F	Estate Engine 16SH	644001	Inner Joint		34	22	35	56.2	76			
1.6 D (40 kW)	1982.03- 1988.08	MT		F	Hatchback Engine 16D/16DA	899205	Outer Joint		33	25	52	109	61	0		
	1982.03- 1988.08	MT		F	Saloon Engine 16D	899205	Outer Joint		33	25	52	109	61	0		
	1982.03- 1988.08	MT		F	Hatchback Engine 16D/16DA	644001	Inner Joint		34	22	35	56.2	76			
	1982.03- 1988.08	MT		F	Saloon Engine 16D	644001	Inner Joint		34	22	35	56.2	76			
1.6 i (55 kW)	1986.08- 1988.08	MT		F	Saloon Engine E16NZ	844041	Outer Joint		22	22	52	95	50	0		
	1986.08- 1988.08	MT		F	Saloon Engine E16NZ	644004	Inner Joint		22	22	34.95	57.5	72.5			
1.6 i CAT (55 kW)	1986.08- 1988.08	MT		F	Saloon Engine C16LZ/C16NZ	844041	Outer Joint		22	22	52	95	50	0		
	1986.08- 1988.08	MT		F	Saloon Engine C16LZ/C16NZ	644004	Inner Joint		22	22	34.95	57.5	72.5			
1.6 N (55 kW)	1981.09- 1988.08	MT		F	Saloon Engine 16N	844041	Outer Joint		22	22	52	95	50	0		
	1981.09- 1988.08	MT		F	Saloon Engine 16N	644004	Inner Joint		22	22	34.95	57.5	72.5			
1.6 S (66 kW)	1981.09- 1988.08	MT		F	Hatchback Engine 16SH	899205	Outer Joint		33	25	52	109	61	0		
	1981.09- 1988.08	MT		F	Saloon Engine 16SH	899205	Outer Joint		33	25	52	109	61	0		
	1981.09- 1988.08	MT		F	Hatchback Engine 16SH	644002	Inner Joint		34	25	35	56.2	85.6			
	1981.09- 1988.08	MT		F	Saloon Engine 16SH	644002	Inner Joint		34	25	35	56.2	85.6			
	1981.09- 1988.08	MT		F	Hatchback Engine 16SH	644001	Inner Joint		34	22	35	56.2	76			
	1981.09- 1988.08	MT		F	Saloon Engine 16SH	644001	Inner Joint		34	22	35	56.2	76			
1.8 (62 kW)	1986.08- 1988.08	MT		F	Saloon Engine E18NV	899205	Outer Joint		33	25	52	109	61	0		
	1986.08- 1988.08	MT		F	Saloon Engine E18NV	644002	Inner Joint		34	25	35	56.2	85.6			
1.8 i (82 kW)	1981.09- 1986.08	MT		F	Estate Engine 18E/18SE	899205	Outer Joint		33	25	52	109	61	0		
	1981.09- 1988.08	MT		F	Hatchback Engine 18SE	899205	Outer Joint		33	25	52	109	61	0		
	1981.09- 1988.08	MT		F	Saloon Engine 18SE	899205	Outer Joint		33	25	52	109	61	0		
	1981.09- 1986.08	MT		F	Estate Engine 18E/18SE	644002	Inner Joint		34	25	35	56.2	85.6			
	1981.09- 1988.08	MT		F	Hatchback Engine 18SE	644002	Inner Joint		34	25	35	56.2	85.6			





	 YEAR	TRANSM	L/R	F/R	REMARKS	GSP Ref.	 PRODUCT	 ABS	Technical Specifications								
									A	B	C	H	L	P			
VAUXHALL CAVALIER II																	
1.8 i (82 kW)	1981.09- 1988.08	MT		F	Saloon Engine 18SE	644002	Inner Joint		34	25	35	56.2	85.6				
	1985.03- 1988.10	MT		F	Convertible Engine 18SE	899205	Outer Joint		33	25	52	109	61	O			
	1985.03- 1988.10	MT		F	Convertible Engine 18SE	644002	Inner Joint		34	25	35	56.2	85.6				
1.8 i (85 kW)	1981.09- 1988.08	MT		F	Hatchback Engine 18E	899205	Outer Joint		33	25	52	109	61	O			
	1981.09- 1988.08	MT		F	Saloon Engine 18E	899205	Outer Joint		33	25	52	109	61	O			
	1981.09- 1988.08	MT		F	Hatchback Engine 18E	644002	Inner Joint		34	25	35	56.2	85.6				
1.8 i CAT (74 kW)	1985.01- 1986.08	MT		F	Saloon Engine C18NE	899205	Outer Joint		33	25	52	109	61	O			
	1985.01- 1986.08	MT		F	Saloon Engine C18NE	644002	Inner Joint		34	25	35	56.2	85.6				
2.0 i (85 kW)	1986.09- 1988.08	MT		F	Saloon Engine 20NE	899205	Outer Joint		33	25	52	109	61	O			
	1986.09- 1988.08	MT		F	Saloon Engine 20NE	644002	Inner Joint		34	25	35	56.2	85.6				
2.0 i (90 kW)	1986.09- 1988.08	MT		F	Hatchback Engine 20SE	899205	Outer Joint		33	25	52	109	61	O			
	1986.09- 1988.08	MT		F	Saloon Engine 20SE	899205	Outer Joint		33	25	52	109	61	O			
	1986.09- 1988.08	MT		F	Hatchback Engine 20SE	644002	Inner Joint		34	25	35	56.2	85.6				
2.0 i CAT (85 kW)	1986.09- 1988.08	MT		F	Hatchback Engine C20NE	899205	Outer Joint		33	25	52	109	61	O			
	1986.09- 1988.08	MT		F	Saloon Engine C20NE	899205	Outer Joint		33	25	52	109	61	O			
	1986.09- 1988.08	MT		F	Hatchback Engine C20NE	644002	Inner Joint		34	25	35	56.2	85.6				
2.0 SRi (95 kW)	1986.09- 1988.08	MT		F	Saloon Engine C20NE	644002	Inner Joint		34	25	35	56.2	85.6				
	1987.03- 1988.08	MT		F	Hatchback Engine 20SEH	899205	Outer Joint		33	25	52	109	61	O			
	1987.03- 1988.08	MT		F	Saloon Engine 20SEH	899205	Outer Joint		33	25	52	109	61	O			
	1987.03- 1988.08	MT		F	Hatchback Engine 20SEH	644002	Inner Joint		34	25	35	56.2	85.6				
1987.03- 1988.08	MT		F	Saloon Engine 20SEH	644002	Inner Joint		34	25	35	56.2	85.6					
CAVALIER III																	
1.4 S (55 kW)	1988.09- 1995.11		R	F	Hatchback Engine 14NV	260019	Drive Shaft		22	22	52	95	926				
	1988.09- 1995.11	MT		F	Hatchback Engine 14NV	844055	Outer Joint	43T	22	22	52	95	50.5	O			
	1988.09- 1995.11	MT	L	F	Hatchback Engine 14NV	244002	Drive Shaft	29T	22	22	52	95	585				
	1988.09- 1995.11	MT		F	Hatchback Engine 14NV	644004	Inner Joint		22	22	34.95	57.5	72.5				
	1988.09- 1995.11			F	Hatchback Engine 14NV	844039	Outer Joint		22	22	52	95	50.5	O			
	1988.09- 1995.11	MT	R	F	Hatchback Engine 14NV	260002	Drive Shaft	29T	22	22	52	95	926				
	1988.09- 1995.11	MT		F	Hatchback Engine 14NV	844051	Outer Joint	29T	22	22	52	95	50.5	O			
1.4/1.6	1988- 1995	MT	L	F		260010	Drive Shaft		22	22	52.2	97	587				
1.6 (60 kW)	1988.09- 1993.05		R	F	Hatchback Engine 16SV	260019	Drive Shaft		22	22	52	95	926				
	1988.09- 1993.05	MT/AT		F	Hatchback Engine 16SV	844055	Outer Joint	43T	22	22	52	95	50.5	O			
	1988.09- 1993.05	MT	L	F	Hatchback Engine 16SV	244002	Drive Shaft	29T	22	22	52	95	585				
	1988.09- 1993.05	MT		F	Hatchback Engine 16SV	644004	Inner Joint		22	22	34.95	57.5	72.5				
	1988.09- 1993.05			F	Hatchback Engine 16SV	844039	Outer Joint		22	22	52	95	50.5	O			
	1988.09- 1993.05	MT	R	F	Hatchback Engine 16SV	260002	Drive Shaft	29T	22	22	52	95	926				
1.6 i (52 kW)	1988.09- 1993.05	MT/AT		F	Hatchback Engine 16SV	844051	Outer Joint	29T	22	22	52	95	50.5	O			
	1993.09- 1995.11		R	F	Hatchback Engine X16SZ	260019	Drive Shaft		22	22	52	95	926				
	1993.09- 1995.11	MT		F	Hatchback Engine X16SZ	644004	Inner Joint		22	22	34.95	57.5	72.5				
1.6 i (55 kW)	1993.09- 1995.11			F	Hatchback Engine X16SZ	844039	Outer Joint		22	22	52	95	50.5	O			
	1988.09- 1995.11		R	F	Hatchback Engine E16NZ	260019	Drive Shaft		22	22	52	95	926				
	1988.09- 1995.11	MT/AT		F	Hatchback Engine E16NZ	844055	Outer Joint	43T	22	22	52	95	50.5	O			
	1988.09- 1995.11	MT	L	F	Hatchback Engine E16NZ	244002	Drive Shaft	29T	22	22	52	95	585				
	1988.09- 1995.11	MT		F	Hatchback Engine E16NZ	644004	Inner Joint		22	22	34.95	57.5	72.5				
	1988.09- 1995.11			F	Hatchback Engine E16NZ	844039	Outer Joint		22	22	52	95	50.5	O			
	1988.09- 1995.11	MT	R	F	Hatchback Engine E16NZ	260002	Drive Shaft	29T	22	22	52	95	926				
1.7 D (42 kW)	1988.09- 1995.11	MT/AT		F	Hatchback Engine E16NZ	844051	Outer Joint	29T	22	22	52	95	50.5	O			
	1988.09- 1992.09	MT/AT		F	Hatchback Engine 17D	844057	Outer Joint	43T	33	25	52	109	61	O			
	1988.09- 1992.09	MT		F	Hatchback Engine 17D	644004	Inner Joint		22	22	34.95	57.5	72.5				
	1988.09- 1992.09	MT/AT		F	Hatchback Engine 17D	844056	Outer Joint	29T	33	25	52	109	61	O			
1.7 D (44 kW)	1992.07- 1995.11	MT		F	Hatchback Engine 17DR	644004	Inner Joint		22	22	34.95	57.5	72.5				
	1992.07- 1995.11	MT/AT		F	Hatchback Engine 17DR	844056	Outer Joint	29T	33	25	52	109	61	O			
1.7 TD	1992.03- 1995.10	MT	L	F	All	260012	Drive Shaft	29T	33	34	52	103.5	586				
1.7 TD (60 kW)	1988.09- 1995.11	MT	L	F	Hatchback Engine 17DT(TC4EE1)	244014	Drive Shaft	43T	33	34	52	103.5	587				
	1988.09- 1995.11	MT/AT		F	Hatchback Engine 17DT(TC4EE1)	844057	Outer Joint	43T	33	25	52	109	61	O			
	1988.09- 1995.11	MT		F	Hatchback Engine 17DT(TC4EE1)	644002	Inner Joint		34	25	35	56.2	85.6				
	1988.09- 1995.11	MT	R	F	Hatchback Engine 17DT(TC4EE1)	244059	Drive Shaft	29T	33	34	52	109	938				
	1988.09- 1995.11	MT	L	F	Hatchback Engine 17DT(TC4EE1)	244011	Drive Shaft	29T	33	34	52	109	594.5				
	1988.09- 1995.11	MT/AT		F	Hatchback Engine 17DT(TC4EE1)	844056	Outer Joint	29T	33	25	52	109	61	O			
1.8	1991.08- 1995.10	MT	L	F	All Incl. 4WD	260012	Drive Shaft	29T	33	34	52	103.5	586				





	 YEAR	TRANSM	L/R	F/R	REMARKS	GSP Ref.	 PRODUCT	 ABS	Technical Specifications								
									A	B	C	H	L	P			
VAUXHALL CAVALIER III																	
1.8 (66 kW)	1988.09- 1990.10	MT	L	F	Hatchback Engine 18SV/C18NZ	244014	Drive Shaft	43T	33	34	52	103.5	587				
	1988.09- 1990.10	MT/AT		F	Hatchback Engine 18SV/C18NZ	844057	Outer Joint	43T	33	25	52	109	61	O			
	1988.09- 1990.10	MT		F	Hatchback Engine 18SV/C18NZ	644002	Inner Joint		34	25	35	56.2	85.6				
	1988.09- 1990.10	MT	R	F	Hatchback Engine 18SV/C18NZ	244059	Drive Shaft	29T	33	34	52	109	938				
	1988.09- 1990.10	MT	L	F	Hatchback Engine 18SV/C18NZ	244011	Drive Shaft	29T	33	34	52	109	594.5				
1.8 i CAT (66 kW)	1988.09- 1990.10	MT/AT		F	Hatchback Engine 18SV/C18NZ	844056	Outer Joint	29T	33	25	52	109	61	O			
	1990.03- 1995.11	MT	L	F	Hatchback Engine C18NZ	244014	Drive Shaft	43T	33	34	52	103.5	587				
	1990.03- 1995.11	MT/AT		F	Hatchback Engine C18NZ	844057	Outer Joint	43T	33	25	52	109	61	O			
	1990.03- 1995.11	MT		F	Hatchback Engine C18NZ	644002	Inner Joint		34	25	35	56.2	85.6				
	1990.03- 1995.11	MT	R	F	Hatchback Engine C18NZ	244059	Drive Shaft	29T	33	34	52	109	938				
2.0 16v	1990.03- 1995.11	MT	L	F	Hatchback Engine C18NZ	244011	Drive Shaft	29T	33	34	52	109	594.5				
	1990.03- 1995.11	MT/AT		F	Hatchback Engine C18NZ	844056	Outer Joint	29T	33	25	52	109	61	O			
	1991.08- 1995.10	MT	L	F	All Incl. 4WD	260012	Drive Shaft	29T	33	34	52	103.5	586				
	1991.08- 1995.10	MT	L	F	All Incl. 4WD	260012	Drive Shaft	29T	33	34	52	103.5	586				
	2.0 i (85 kW)	1988.09- 1992.10	MT	L	F	Hatchback Engine 20NE	244014	Drive Shaft	43T	33	34	52	103.5	587			
2.0 i (85 kW)	1988.09- 1992.10	MT/AT		F	Hatchback Engine 20NE	844057	Outer Joint	43T	33	25	52	109	61	O			
	1988.09- 1992.10	MT		F	Hatchback Engine 20NE	644002	Inner Joint		34	25	35	56.2	85.6				
	1988.09- 1992.10	MT	R	F	Hatchback Engine 20NE	244059	Drive Shaft	29T	33	34	52	109	938				
	1988.09- 1992.10	MT	L	F	Hatchback Engine 20NE	244011	Drive Shaft	29T	33	34	52	109	594.5				
	1988.09- 1992.10	MT/AT		F	Hatchback Engine 20NE	844056	Outer Joint	29T	33	25	52	109	61	O			
2.0 i 16V (100 kW)	1993.09- 1995.11	MT		F	Hatchback Engine X20XE	644002	Inner Joint		34	25	35	56.2	85.6				
	1993.09- 1995.11	MT		F	Hatchback Engine X20XE	644005	Inner Joint		34	25	35	54	47				
2.0 i 16V (110 kW)	1988.09- 1995.11	MT	L	F	Hatchback Engine C20XE	244014	Drive Shaft	43T	33	34	52	103.5	587				
	1988.09- 1995.11	MT		F	Hatchback Engine C20XE	844057	Outer Joint	43T	33	25	52	109	61	O			
	1988.09- 1995.11	MT		F	Hatchback Engine C20XE	644002	Inner Joint		34	25	35	56.2	85.6				
	1988.09- 1995.11	MT		F	Hatchback Engine C20XE	644005	Inner Joint		34	25	35	54	47				
	1988.09- 1995.11	MT	L	F	Hatchback Engine C20XE	244011	Drive Shaft	29T	33	34	52	109	594.5				
	1988.09- 1995.11	MT		F	Hatchback Engine C20XE	844056	Outer Joint	29T	33	25	52	109	61	O			
2.0 i 16V 4x4 (110 kW)	1992.01- 1993.11	MT		F	All-wheel Drive Hatchback Engine C20XE	844057	Outer Joint	43T	33	25	52	109	61	O			
	1992.01- 1993.11	MT		F	All-wheel Drive Hatchback Engine C20XE	644002	Inner Joint		34	25	35	56.2	85.6				
	1992.01- 1993.11	MT		F	All-wheel Drive Hatchback Engine C20XE	644005	Inner Joint		34	25	35	54	47				
	1992.01- 1993.11	MT		F	All-wheel Drive Hatchback Engine C20XE	844056	Outer Joint	29T	33	25	52	109	61	O			
2.0 i 4x4 (85 kW)	1991.01- 1992.10	MT		F	All-wheel Drive Hatchback Engine 20NE	844057	Outer Joint	43T	33	25	52	109	61	O			
	1991.01- 1992.10	MT		F	All-wheel Drive Hatchback Engine 20NE	644002	Inner Joint		34	25	35	56.2	85.6				
	1991.01- 1992.10	MT		F	All-wheel Drive Hatchback Engine 20NE	644005	Inner Joint		34	25	35	54	47				
	1991.01- 1992.10	MT		F	All-wheel Drive Hatchback Engine 20NE	844056	Outer Joint	29T	33	25	52	109	61	O			
2.0 i 4x4 (95 kW)	1988.09- 1992.09	MT		F	All-wheel Drive Hatchback Engine 20SEH	844057	Outer Joint	43T	33	25	52	109	61	O			
	1988.09- 1992.09	MT		F	All-wheel Drive Hatchback Engine 20SEH	644002	Inner Joint		34	25	35	56.2	85.6				
	1988.09- 1992.09	MT		F	All-wheel Drive Hatchback Engine 20SEH	644005	Inner Joint		34	25	35	54	47				
	1988.09- 1992.09	MT		F	All-wheel Drive Hatchback Engine 20SEH	844056	Outer Joint	29T	33	25	52	109	61	O			
2.0 i CAT (85 kW)	1990.09- 1995.11	MT	L	F	Hatchback Engine C20NE	244014	Drive Shaft	43T	33	34	52	103.5	587				
	1990.09- 1995.11	MT/AT		F	Hatchback Engine C20NE	844057	Outer Joint	43T	33	25	52	109	61	O			
	1990.09- 1995.11	MT		F	Hatchback Engine C20NE	644002	Inner Joint		34	25	35	56.2	85.6				
	1990.09- 1995.11	MT	R	F	Hatchback Engine C20NE	244059	Drive Shaft	29T	33	34	52	109	938				
	1990.09- 1995.11	MT	L	F	Hatchback Engine C20NE	244011	Drive Shaft	29T	33	34	52	109	594.5				
2.0 SRi (95 kW)	1990.09- 1995.11	MT/AT		F	Hatchback Engine C20NE	844056	Outer Joint	29T	33	25	52	109	61	O			
	1988.09- 1992.09	MT	L	F	Hatchback Engine 20SEH	244014	Drive Shaft	43T	33	34	52	103.5	587				
	1988.09- 1992.09	MT/AT		F	Hatchback Engine 20SEH	844057	Outer Joint	43T	33	25	52	109	61	O			
	1988.09- 1992.09	MT		F	Hatchback Engine 20SEH	644002	Inner Joint		34	25	35	56.2	85.6				
	1988.09- 1992.09	MT	R	F	Hatchback Engine 20SEH	244059	Drive Shaft	29T	33	34	52	109	938				
	1988.09- 1992.09	MT	L	F	Hatchback Engine 20SEH	244011	Drive Shaft	29T	33	34	52	109	594.5				
2.0 Turbo	1988.09- 1992.09	MT/AT		F	Hatchback Engine 20SEH	844056	Outer Joint	29T	33	25	52	109	61	O			
	1992.10- 1994.08	MT	L	F	4WD	260012	Drive Shaft	29T	33	34	52	103.5	586				
	1988.09- 1994.06	MT		F	Hatchback Engine C25XE	644002	Inner Joint		34	25	35	56.2	85.6				
	1988.09- 1994.06	MT		F	Hatchback Engine C25XE	644005	Inner Joint		34	25	35	54	47				
CAVALIER III (87)																	
1.4 S (55 kW)	1988.09- 1995.11		R	F	Saloon Engine 14NV	260019	Drive Shaft		22	22	52	95	926				
	1988.09- 1995.11	MT		F	Saloon Engine 14NV	844055	Outer Joint	43T	22	22	52	95	50.5	O			
	1988.09- 1995.11	MT	L	F	Saloon Engine 14NV	244002	Drive Shaft	29T	22	22	52	95	585				
	1988.09- 1995.11	MT		F	Saloon Engine 14NV	644004	Inner Joint		22	22	34.95	57.5	72.5				
	1988.09- 1995.11			F	Saloon Engine 14NV	844039	Outer Joint		22	22	52	95	50.5	O			
	1988.09- 1995.11	MT	R	F	Saloon Engine 14NV	260002	Drive Shaft	29T	22	22	52	95	926				





	 YEAR	TRANSM	L/R	F/R	REMARKS	GSP Ref.	 PRODUCT	 ABS	Technical Specifications						
									A	B	C	H	L	P	
VAUXHALL CAVALIER III (87)															
1.4 S (55 kW)	1988.09- 1995.11	MT		F	Saloon Engine 14NV	844051	Outer Joint	29T	22	22	52	95	50.5		O
1.6 (60 kW)	1988.09- 1993.05		R	F	Saloon Engine 16SV	260019	Drive Shaft		22	22	52	95	926		
	1988.09- 1993.05	MT/AT		F	Saloon Engine 16SV	844055	Outer Joint	43T	22	22	52	95	50.5		O
	1988.09- 1993.05	MT	L	F	Saloon Engine 16SV	244002	Drive Shaft	29T	22	22	52	95	585		
	1988.09- 1993.05	MT		F	Saloon Engine 16SV	644004	Inner Joint		22	22	34.95	57.5	72.5		
	1988.09- 1993.05			F	Saloon Engine 16SV	844039	Outer Joint		22	22	52	95	50.5		O
	1988.09- 1993.05	MT	R	F	Saloon Engine 16SV	260002	Drive Shaft	29T	22	22	52	95	926		
	1988.09- 1993.05	MT/AT		F	Saloon Engine 16SV	844051	Outer Joint	29T	22	22	52	95	50.5		O
1.6 i (52 kW)	1993.09- 1995.11		R	F	Saloon Engine X16SZ	260019	Drive Shaft		22	22	52	95	926		
	1993.09- 1995.11	MT		F	Saloon Engine X16SZ	644004	Inner Joint		22	22	34.95	57.5	72.5		
	1993.09- 1995.11			F	Saloon Engine X16SZ	844039	Outer Joint		22	22	52	95	50.5		O
1.6 i (55 kW)	1988.09- 1995.11		R	F	Saloon Engine E16NZ	260019	Drive Shaft		22	22	52	95	926		
	1988.09- 1995.11	MT/AT		F	Saloon Engine E16NZ	844055	Outer Joint	43T	22	22	52	95	50.5		O
	1988.09- 1995.11	MT	L	F	Saloon Engine E16NZ	244002	Drive Shaft	29T	22	22	52	95	585		
	1988.09- 1995.11	MT		F	Saloon Engine E16NZ	644004	Inner Joint		22	22	34.95	57.5	72.5		
	1988.09- 1995.11			F	Saloon Engine E16NZ	844039	Outer Joint		22	22	52	95	50.5		O
	1988.09- 1995.11	MT	R	F	Saloon Engine E16NZ	260002	Drive Shaft	29T	22	22	52	95	926		
	1988.09- 1995.11	MT/AT		F	Saloon Engine E16NZ	844051	Outer Joint	29T	22	22	52	95	50.5		O
1.7 D (42 kW)	1988.09- 1992.09	MT/AT		F	Saloon Engine 17D	844057	Outer Joint	43T	33	25	52	109	61		O
	1988.09- 1992.09	MT		F	Saloon Engine 17D	644004	Inner Joint		22	22	34.95	57.5	72.5		
	1988.09- 1992.09	MT/AT		F	Saloon Engine 17D	844056	Outer Joint	29T	33	25	52	109	61		O
1.7 D (44 kW)	1992.07- 1995.11	MT		F	Saloon Engine 17DR	644004	Inner Joint		22	22	34.95	57.5	72.5		
	1992.07- 1995.11	MT/AT		F	Saloon Engine 17DR	844056	Outer Joint	29T	33	25	52	109	61		O
1.7 TD (60 kW)	1988.09- 1995.11	MT	L	F	Saloon Engine 17DT(TC4EE1)	244014	Drive Shaft	43T	33	34	52	103.5	587		
	1988.09- 1995.11	MT/AT		F	Saloon Engine 17DT(TC4EE1)	844057	Outer Joint	43T	33	25	52	109	61		O
	1988.09- 1995.11	MT		F	Saloon Engine 17DT(TC4EE1)	644002	Inner Joint		34	25	35	56.2	85.6		
	1988.09- 1995.11	MT	R	F	Saloon Engine 17DT(TC4EE1)	244059	Drive Shaft	29T	33	34	52	109	938		
	1988.09- 1995.11	MT	L	F	Saloon Engine 17DT(TC4EE1)	244011	Drive Shaft	29T	33	34	52	109	594.5		
	1988.09- 1995.11	MT/AT		F	Saloon Engine 17DT(TC4EE1)	844056	Outer Joint	29T	33	25	52	109	61		O
1.8 (66 kW)	1988.09- 1995.08	MT	L	F	Saloon Engine 18SV/C18NZ	244014	Drive Shaft	43T	33	34	52	103.5	587		
	1988.09- 1995.08	MT/AT		F	Saloon Engine 18SV/C18NZ	844057	Outer Joint	43T	33	25	52	109	61		O
	1988.09- 1995.08	MT		F	Saloon Engine 18SV/C18NZ	644002	Inner Joint		34	25	35	56.2	85.6		
	1988.09- 1995.08	MT	R	F	Saloon Engine 18SV/C18NZ	244059	Drive Shaft	29T	33	34	52	109	938		
	1988.09- 1995.08	MT	L	F	Saloon Engine 18SV/C18NZ	244011	Drive Shaft	29T	33	34	52	109	594.5		
	1988.09- 1995.08	MT/AT		F	Saloon Engine 18SV/C18NZ	844056	Outer Joint	29T	33	25	52	109	61		O
1.8 i CAT (66 kW)	1990.03- 1995.11	MT	L	F	Saloon Engine C18NZ	244014	Drive Shaft	43T	33	34	52	103.5	587		
	1990.03- 1995.11	MT/AT		F	Saloon Engine C18NZ	844057	Outer Joint	43T	33	25	52	109	61		O
	1990.03- 1995.11	MT		F	Saloon Engine C18NZ	644002	Inner Joint		34	25	35	56.2	85.6		
	1990.03- 1995.11	MT	R	F	Saloon Engine C18NZ	244059	Drive Shaft	29T	33	34	52	109	938		
	1990.03- 1995.11	MT	L	F	Saloon Engine C18NZ	244011	Drive Shaft	29T	33	34	52	109	594.5		
	1990.03- 1995.11	MT/AT		F	Saloon Engine C18NZ	844056	Outer Joint	29T	33	25	52	109	61		O
2.0 i (85 kW)	1988.09- 1990.10	MT	L	F	Saloon Engine 20NE	244014	Drive Shaft	43T	33	34	52	103.5	587		
	1988.09- 1990.10	MT/AT		F	Saloon Engine 20NE	844057	Outer Joint	43T	33	25	52	109	61		O
	1988.09- 1990.10	MT		F	Saloon Engine 20NE	644002	Inner Joint		34	25	35	56.2	85.6		
	1988.09- 1990.10	MT	R	F	Saloon Engine 20NE	244059	Drive Shaft	29T	33	34	52	109	938		
	1988.09- 1990.10	MT	L	F	Saloon Engine 20NE	244011	Drive Shaft	29T	33	34	52	109	594.5		
	1988.09- 1990.10	MT/AT		F	Saloon Engine 20NE	844056	Outer Joint	29T	33	25	52	109	61		O
2.0 i 16V (110 kW)	1988.09- 1995.11	MT	L	F	Saloon Engine C20XE	244014	Drive Shaft	43T	33	34	52	103.5	587		
	1988.09- 1995.11	MT		F	Saloon Engine C20XE	844057	Outer Joint	43T	33	25	52	109	61		O
	1988.09- 1995.11	MT		F	Saloon Engine C20XE	644002	Inner Joint		34	25	35	56.2	85.6		
	1988.09- 1995.11	MT		F	Saloon Engine C20XE	644005	Inner Joint		34	25	35	54	47		
	1988.09- 1995.11	MT	L	F	Saloon Engine C20XE	244011	Drive Shaft	29T	33	34	52	109	594.5		
	1988.09- 1995.11	MT		F	Saloon Engine C20XE	844056	Outer Joint	29T	33	25	52	109	61		O
2.0 i 16V 4x4 (110 kW)	1988.09- 1995.11	MT		F	All-wheel Drive Saloon Engine C20XE	844057	Outer Joint	43T	33	25	52	109	61		O
	1988.09- 1995.11	MT		F	All-wheel Drive Saloon Engine C20XE	644002	Inner Joint		34	25	35	56.2	85.6		
	1988.09- 1995.11	MT		F	All-wheel Drive Saloon Engine C20XE	644005	Inner Joint		34	25	35	54	47		
	1988.09- 1995.11	MT		F	All-wheel Drive Saloon Engine C20XE	844056	Outer Joint	29T	33	25	52	109	61		O
2.0 i 4x4 (85 kW)	1991.01- 1992.10	MT		F	All-wheel Drive Saloon Engine 20NE	844057	Outer Joint	43T	33	25	52	109	61		O
	1991.01- 1992.10	MT		F	All-wheel Drive Saloon Engine 20NE	644002	Inner Joint		34	25	35	56.2	85.6		
	1991.01- 1992.10	MT		F	All-wheel Drive Saloon Engine 20NE	644005	Inner Joint		34	25	35	54	47		
	1991.01- 1992.10	MT		F	All-wheel Drive Saloon Engine 20NE	844056	Outer Joint	29T	33	25	52	109	61		O





	 YEAR	TRANSM	L/R	F/R	REMARKS	GSP Ref.	 PRODUCT	 ABS	Technical Specifications							
									A	B	C	H	L	P		
VAUXHALL CAVALIER III (87)																
2.0 i 4x4 (95 kW)	1988.09- 1992.09	MT		F	All-wheel Drive Saloon Engine 20SEH	844057	Outer Joint	43T	33	25	52	109	61	O		
	1988.09- 1992.09	MT		F	All-wheel Drive Saloon Engine 20SEH	644002	Inner Joint		34	25	35	56.2	85.6			
	1988.09- 1992.09	MT		F	All-wheel Drive Saloon Engine 20SEH	644005	Inner Joint		34	25	35	54	47			
	1988.09- 1992.09	MT		F	All-wheel Drive Saloon Engine 20SEH	844056	Outer Joint	29T	33	25	52	109	61	O		
2.0 i CAT (85 kW)	1990.09- 1995.11	MT	L	F	Saloon Engine C20NE	244014	Drive Shaft	43T	33	34	52	103.5	587			
	1990.09- 1995.11	MT/AT		F	Saloon Engine C20NE	844057	Outer Joint	43T	33	25	52	109	61	O		
	1990.09- 1995.11	MT		F	Saloon Engine C20NE	644002	Inner Joint		34	25	35	56.2	85.6			
	1990.09- 1995.11	MT	R	F	Saloon Engine C20NE	244059	Drive Shaft	29T	33	34	52	109	938			
	1990.09- 1995.11	MT	L	F	Saloon Engine C20NE	244011	Drive Shaft	29T	33	34	52	109	594.5			
	1990.09- 1995.11	MT/AT		F	Saloon Engine C20NE	844056	Outer Joint	29T	33	25	52	109	61	O		
2.0 SRi (95 kW)	1988.09- 1992.09	MT	L	F	Saloon Engine 20SEH	244014	Drive Shaft	43T	33	34	52	103.5	587			
	1988.09- 1992.09	MT/AT		F	Saloon Engine 20SEH	844057	Outer Joint	43T	33	25	52	109	61	O		
	1988.09- 1992.09	MT		F	Saloon Engine 20SEH	644002	Inner Joint		34	25	35	56.2	85.6			
	1988.09- 1992.09	MT	R	F	Saloon Engine 20SEH	244059	Drive Shaft	29T	33	34	52	109	938			
	1988.09- 1992.09	MT	L	F	Saloon Engine 20SEH	244011	Drive Shaft	29T	33	34	52	109	594.5			
	1988.09- 1992.09	MT/AT		F	Saloon Engine 20SEH	844056	Outer Joint	29T	33	25	52	109	61	O		
2.0 SRi 16V (100 kW)	1993.09- 1995.11	MT		F	Saloon Engine X20XEV	644002	Inner Joint		34	25	35	56.2	85.6			
	1993.09- 1995.11	MT		F	Saloon Engine X20XEV	644005	Inner Joint		34	25	35	54	47			
2.5 V6 (125 kW)	1988.08- 1994.06	MT		F	Saloon Engine C25XE	644002	Inner Joint		34	25	35	56.2	85.6			
	1988.08- 1994.06	MT		F	Saloon Engine C25XE	644005	Inner Joint		34	25	35	54	47			
COMBO I (B)																
1.2 (33 kW)	1994.07- 2001.10	MT	L	F	Box Engine C12NZ/X12SZ	244001	Drive Shaft	29T	22	22	52	95	573			
	1994.07- 2001.10	MT		F	Box Engine C12NZ/X12SZ	844020	Outer Joint	29T	22	28	52	97.5	57.5	O		
	1994.07- 2001.10	MT	R	F	Box Engine C12NZ/X12SZ	260002	Drive Shaft	29T	22	22	52	95	926			
1.4 (44 kW)	1994.07- 2001.10	MT	L	F	Box Engine C14NZ	244001	Drive Shaft	29T	22	22	52	95	573			
	1994.07- 2001.10	MT		F	Box Engine C14NZ	844020	Outer Joint	29T	22	28	52	97.5	57.5	O		
	1994.07- 2001.10	MT	R	F	Box Engine C14NZ	260002	Drive Shaft	29T	22	22	52	95	926			
1.4 (60 kW)	1994.07- 2001.10	MT	L	F	Box Engine C14SE	244001	Drive Shaft	29T	22	22	52	95	573			
	1994.07- 2001.10	MT		F	Box Engine C14SE	844020	Outer Joint	29T	22	28	52	97.5	57.5	O		
	1994.07- 2001.10	MT	R	F	Box Engine C14SE	260002	Drive Shaft	29T	22	22	52	95	926			
1.7 D (44 kW)	1994.07- 2001.10	MT	L	F	Box Engine 17D(4EE1)/X17D(4EE1)	244001	Drive Shaft	29T	22	22	52	95	573			
	1994.07- 2001.10	MT		F	Box Engine 17D(4EE1)/X17D(4EE1)	844020	Outer Joint	29T	22	28	52	97.5	57.5	O		
	1994.07- 2001.10	MT	R	F	Box Engine 17D(4EE1)/X17D(4EE1)	260002	Drive Shaft	29T	22	22	52	95	926			
COMBO II (C) (F25)																
1.3 CDTi 16V (51 kW)	2004.09- 2012.02			R	BoxBody/Estate Engine Z13DT	244075	Drive Shaft	29T	22	22	52	97.5	926			
1.3 CDTi 16V (55 kW)	2005.10- 2011.11			R	BoxBody/Estate Engine Z13DTJ	244075	Drive Shaft	29T	22	22	52	97.5	926			
1.4 i 16V (66 kW)	2004.01- 2011.11			R	BoxBody/Estate Engine Z14XEP	244075	Drive Shaft	29T	22	22	52	97.5	926			
1.6 (62 kW)	2001.08- 2004.10			R	BoxBody/Estate Engine Z16SE	244075	Drive Shaft	29T	22	22	52	97.5	926			
1.6 (64 kW)	2001.10- 2011.11			R	BoxBody/Estate Engine Z16SE	244075	Drive Shaft	29T	22	22	52	97.5	926			
1.6 CNG 16V (69 kW)	2006.06- 2012.02			R	BoxBody/Estate Engine Z16YNG	244075	Drive Shaft	29T	22	22	52	97.5	926			
1.6 CNG 16V (71 kW)	2005.04- 2012.02			R	BoxBody/Estate Engine Z16YNG	244075	Drive Shaft	29T	22	22	52	97.5	926			
1.7 Di 16V (48 kW)	2001.09- 2011.11			L	BoxBody/Estate Engine Y17DTL	244027	Drive Shaft	29T	22	22	52	98	580			
	2001.09- 2011.11	MT		F	BoxBody/Estate Engine Y17DTL	844002	Outer Joint	29T	22	23	52	97.5	61	M		
	2001.09- 2011.11	MT		F	BoxBody/Estate Engine Y17DTL	844044	Outer Joint		22	28	52	97.5	57.5	O		
	2001.09- 2011.11			R	BoxBody/Estate Engine Y17DTL	244075	Drive Shaft	29T	22	22	52	97.5	926			
	2001.09- 2011.11			R	BoxBody/Estate Engine Y17DTL	244026	Drive Shaft	29T	22	22	52	98	930			
1.7 DTi 16V (55 kW)	2001.09- 2011.11			L	BoxBody/Estate Engine Y17DTL	244045	Drive Shaft	29T	22	22	52	97	579			
	2001.10- 2011.11	MT		F	BoxBody/Estate Engine Y17DT	844002	Outer Joint	29T	22	23	52	97.5	61	M		
	2001.10- 2011.11			R	BoxBody/Estate Engine Y17DT	244075	Drive Shaft	29T	22	22	52	97.5	926			
CORSA B																
1.2/1.4	1993.04- 2000.09	MT	L	F		260007	Drive Shaft		22	22	52	97	563			
1.5 D/1.5 TD	1993.04- 2000.09	MT	L	F		260007	Drive Shaft		22	22	52	97	563			
1.6	1993.08- 2000.09	MT				844024	Outer Joint		22	22	52.2	97	50	O		
1.7 D	1996.02- 2000.09	MT	L	F		260007	Drive Shaft		22	22	52	97	563			
CORSA C																
1.0	2000.10-					860001	Outer Joint		22	28	52	97.5	54.5	O		
	2000.10-			L	F	260009	Drive Shaft	29T	22	22	52	97.5	559			
	2000.10-					844053	Outer Joint	29T	22	28	52	97.5	54.5	O		
1.2	2000.10-					860001	Outer Joint		22	28	52	97.5	54.5	O		
	2000.10-			L	F	260004	Drive Shaft	29T	22	22	52	97.5	575			
	2000.10-					844053	Outer Joint	29T	22	28	52	97.5	54.5	O		
1.4	2000.10-			L	F	260006	Drive Shaft	29T	22	22	52	97.5	587			





	 YEAR	TRANSM	L/R	F/R	REMARKS	GSP Ref.	 PRODUCT	 ABS	Technical Specifications								
									A	B	C	H	L	P			
VAUXHALL CORSA C																	
1.7 Di	2000.10- 2003.10	MT	L	F		260006	Drive Shaft	29T	22	22	52	97.5	587				
1.7 DTi	2000.10- 2003.10	MT	L	F		260006	Drive Shaft	29T	22	22	52	97.5	587				
CORSA I																	
1.0	1997.04- 2000.09	MT	L	F		260007	Drive Shaft		22	22	52	97	563				
CORSA I (B)																	
1.0 i 12V (40 kW)	1996.11- 2000.09	5MT		F	Hatchback Engine X10XE	844014	Outer Joint	29T	22	28	52	98	60	I			
	1996.11- 2000.09	5MT	L	F	Hatchback Engine X10XE	244036	Drive Shaft	29T	22	22	52	95	565				
	1996.11- 2000.09	5MT	R	F	Hatchback Engine X10XE	244037	Drive Shaft	29T	22	22	52	97	921				
1.2 i (33 kW)	1993.03- 2000.09	MT	L	F	Hatchback Engine C12NZ/X12SZ	244001	Drive Shaft	29T	22	22	52	95	573				
	1993.03- 2000.09	MT		F	Hatchback Engine C12NZ/X12SZ	844020	Outer Joint	29T	22	28	52	97.5	57.5	O			
	1993.03- 2000.09	MT	R	F	Hatchback Engine C12NZ/X12SZ	260002	Drive Shaft	29T	22	22	52	95	926				
1.2 i 16V (48 kW)	1998.03- 2000.09	MT	L	F	Hatchback Engine X12XE	244001	Drive Shaft	29T	22	22	52	95	573				
	1998.03- 2000.09	MT		F	Hatchback Engine X12XE	844020	Outer Joint	29T	22	28	52	97.5	57.5	O			
	1998.03- 2000.09	MT	R	F	Hatchback Engine X12XE	260002	Drive Shaft	29T	22	22	52	95	926				
1.4 i (44 kW)	1993.03- 2000.09	MT	L	F	Hatchback Engine C14NZ/X14SZ	244001	Drive Shaft	29T	22	22	52	95	573				
	1993.03- 2000.09	MT		F	Hatchback Engine C14NZ/X14SZ	844020	Outer Joint	29T	22	28	52	97.5	57.5	O			
	1993.03- 2000.09	MT	R	F	Hatchback Engine C14NZ/X14SZ	260002	Drive Shaft	29T	22	22	52	95	926				
1.4 i 16V (66 kW)	1994.09- 2000.09	MT	L	F	Hatchback Engine X14XE	244001	Drive Shaft	29T	22	22	52	95	573				
	1994.09- 2000.09	MT		F	Hatchback Engine X14XE	844020	Outer Joint	29T	22	28	52	97.5	57.5	O			
	1994.09- 2000.09	MT	R	F	Hatchback Engine X14XE	260002	Drive Shaft	29T	22	22	52	95	926				
1.4 i S (60 kW)	1993.03- 2000.09	MT	L	F	Hatchback Engine C14SE	244001	Drive Shaft	29T	22	22	52	95	573				
	1993.03- 2000.09	MT		F	Hatchback Engine C14SE	844020	Outer Joint	29T	22	28	52	97.5	57.5	O			
	1993.03- 2000.09	MT	R	F	Hatchback Engine C14SE	260002	Drive Shaft	29T	22	22	52	95	926				
1.5 D (37 kW)	1993.03- 2000.09	MT	L	F	Hatchback Engine 15D	244001	Drive Shaft	29T	22	22	52	95	573				
	1993.03- 2000.09	MT		F	Hatchback Engine 15D	844020	Outer Joint	29T	22	28	52	97.5	57.5	O			
	1993.03- 2000.09	MT	R	F	Hatchback Engine 15D	260002	Drive Shaft	29T	22	22	52	95	926				
1.5 TD (49 kW)	1993.03- 1996.10	MT	L	F	Hatchback Engine 15DT(T4EC1)/X15DT(T4EC1)	244001	Drive Shaft	29T	22	22	52	95	573				
	1993.03- 1996.10	MT		F	Hatchback Engine 15DT(T4EC1)/X15DT(T4EC1)	844020	Outer Joint	29T	22	28	52	97.5	57.5	O			
	1993.03- 1996.10	MT	R	F	Hatchback Engine 15DT(T4EC1)/X15DT(T4EC1)	260002	Drive Shaft	29T	22	22	52	95	926				
1.6 GSi 16V (80 kW)	1993.03- 2000.09	MT		F	Hatchback Engine C16XE	644004	Inner Joint		22	22	34.95	57.5	72.5				
1.6 i 16V (78 kW)	1994.09- 2000.09	MT		F	Hatchback Engine X16XE	644004	Inner Joint		22	22	34.95	57.5	72.5				
1.7 D (44 kW)	1996.02- 2000.09	MT	L	F	Hatchback Engine 17D(4EE1)/X17D(4EE1)	244001	Drive Shaft	29T	22	22	52	95	573				
	1996.02- 2000.09	MT		F	Hatchback Engine 17D(4EE1)/X17D(4EE1)	844020	Outer Joint	29T	22	28	52	97.5	57.5	O			
	1996.02- 2000.09	MT	R	F	Hatchback Engine 17D(4EE1)/X17D(4EE1)	260002	Drive Shaft	29T	22	22	52	95	926				
CORSA II																	
1.2	2000.10-	MT/AT				660001	Inner Joint		22	28	34.9	57.5	96.5				
CORSA II (C) (W5L, F08)																	
1.0 12V (43 kW)	2000.09- 2003.10	5MT		F	Hatchback Engine Z10XE	844013	Outer Joint	29T	22	28	52	98	52	O			
	2000.09- 2003.10	MT/AT	L	F	Hatchback Engine Z10XE	244045	Drive Shaft	29T	22	22	52	97	579				
1.0 12V (44 kW)	2003.11- 2006.10			F	Hatchback Engine Z10XEP	844013	Outer Joint	29T	22	28	52	98	52	O			
	2003.11- 2006.10			F	Hatchback Engine Z10XEP	844014	Outer Joint	29T	22	28	52	98	60	I			
1.2 16V (55 kW)	2000.09- 2006.10	5MT		F	Hatchback Engine Z12XE	844013	Outer Joint	29T	22	28	52	98	52	O			
	2000.09- 2006.10	MT/AT	L	F	Hatchback Engine Z12XE	244045	Drive Shaft	29T	22	22	52	97	579				
1.2 16V Dualfuel (55 kW)	2001.08- 2006.10	5MT		F	Hatchback Engine Z12XE	844013	Outer Joint	29T	22	28	52	98	52	O			
	2001.08- 2006.10		R	F	Hatchback Engine Z12XE	244075	Drive Shaft	29T	22	22	52	97.5	926				
1.2 Twinport (59 kW)	2004.07- 2006.10		L	F	Hatchback Engine Z12XEP	244027	Drive Shaft	29T	22	22	52	98	580				
	2004.07- 2006.10		R	F	Hatchback Engine Z12XEP	244075	Drive Shaft	29T	22	22	52	97.5	926				
	2004.07- 2006.10		L	F	Hatchback Engine Z12XEP	244026	Drive Shaft	29T	22	22	52	98	930				
	2004.07- 2006.10		L	F	Hatchback Engine Z12XEP	244045	Drive Shaft	29T	22	22	52	97	579				
1.3 CDTi 16V (52 kW)	2000.08- 2006.09			F	Hatchback Engine Z13DT	644009	Inner Joint		22	23	35	57.5	96				
	2000.08- 2006.09		R	F	Hatchback Engine Z13DT	244075	Drive Shaft	29T	22	22	52	97.5	926				
1.4 16V (66 kW)	2000.09- 2006.10		L	F	Hatchback Engine Z14XE	244001	Drive Shaft	29T	22	22	52	95	573				
	2000.09- 2006.10	MT		F	Hatchback Engine Z14XE	844020	Outer Joint	29T	22	28	52	97.5	57.5	O			
	2000.09- 2006.10		R	F	Hatchback Engine Z14XE	260002	Drive Shaft	29T	22	22	52	95	926				
	2000.09- 2006.10			F	Hatchback Engine Z14XE	844013	Outer Joint	29T	22	28	52	98	52	O			
	2000.09- 2006.10			F	Hatchback Engine Z14XE	844044	Outer Joint		22	28	52	97.5	57.5	O			
1.4 Twinport (66 kW)	2003.06- 2006.10		R	F	Hatchback Engine Z14XEP	244075	Drive Shaft	29T	22	22	52	97.5	926				
1.7 CDTi 16V (74 kW)	2000.08- 2006.09			F	Hatchback Engine Z17DTH	844004	Outer Joint	29T	33	24	52	104	64	M			
1.7 Di 16V (48 kW)	2000.08- 2006.09	MT		F	Hatchback Engine Y17DTL	844044	Outer Joint		22	28	52	97.5	57.5	O			
	2000.08- 2006.09		R	F	Hatchback Engine Y17DTL	244075	Drive Shaft	29T	22	22	52	97.5	926				





	 YEAR	TRANSM	L/R	F/R	REMARKS	GSP Ref.	 PRODUCT	 ABS	Technical Specifications					
									A	B	C	H	L	P
VAUXHALL														
CORSA II (C) (W5L, F08)														
1.7 DTi 16V (55 kW)	2000.08- 2006.09	MT		F	Hatchback Engine Y17DT	844044	Outer Joint		22	28	52	97.5	57.5	O
	2000.08- 2006.09	MT		F	Hatchback Engine Y17DT	644009	Inner Joint		22	23	35	57.5	96	
	2000.08- 2006.09		R	F	Hatchback Engine Y17DT	244075	Drive Shaft	29T	22	22	52	97.5	926	
1.8 16V (92 kW)	2000.08- 2006.09			F	Hatchback Engine Z18XE	844002	Outer Joint	29T	22	23	52	97.5	61	M
	2000.08- 2006.09			F	Hatchback Engine Z18XE	644009	Inner Joint		22	23	35	57.5	96	
	2000.08- 2006.09		R	F	Hatchback Engine Z18XE	244075	Drive Shaft	29T	22	22	52	97.5	926	
CORSA III (D) (L_8)														
1.0 (44 kW)	2006.11-	MT	L	F	Hatchback Engine A10XEP/Z10XEP	244079	Drive Shaft		22	22	51	79.5	615	
	2006.11-	MT	R	F	Hatchback Engine A10XEP/Z10XEP	244078	Drive Shaft		22	22	51	79.5	918	
	2006.11-			F	Hatchback Engine A10XEP/Z10XEP	817052	Outer Joint		22	21	51.2	79.5	54	M
1.0 i 12V (48 kW)	2010.06-	MT	L	F	Hatchback Engine A10XEP	244079	Drive Shaft		22	22	51	79.5	615	
	2010.06-	MT	R	F	Hatchback Engine A10XEP	244078	Drive Shaft		22	22	51	79.5	918	
1.2 (59 kW)	2006.11-	MT	L	F	Hatchback Engine Z12XEP	244079	Drive Shaft		22	22	51	79.5	615	
	2006.11-			F	Hatchback Engine Z12XEP	817052	Outer Joint		22	21	51.2	79.5	54	M
	2006.11-	MT	R	F	Hatchback Engine Z12XEP	244078	Drive Shaft		22	22	51	79.5	918	
1.2 i 16V (63 kW)	2006.11-	MT	L	F	Hatchback Engine A12XER	244079	Drive Shaft		22	22	51	79.5	615	
	2006.11-	MT	R	F	Hatchback Engine A12XER	244078	Drive Shaft		22	22	51	79.5	918	
1.3 CDTi (55 kW)	2006.11-			F	Hatchback Engine A13DTC/Z13DTJ	817053	Outer Joint		25	23	51	84.5	60	M
	2006.11-	MT	L	F	Hatchback Engine A13DTC/Z13DTJ	244040	Drive Shaft		25	22	51	84.5	616	
1.3 CDTi (66 kW)	2006.11-			F	Hatchback Engine Z13DTH	817053	Outer Joint		25	23	51	84.5	60	M
	2006.11-	MT	R	F	Hatchback Engine Z13DTH	217071	Drive Shaft		25	25	51	84.5	952	
	2006.11-	MT	L	F	Hatchback Engine Z13DTH	217070	Drive Shaft		25	25	51	84.5	576	
1.4 (64 kW)	2009.09-	MT	R	F	Hatchback Engine A14XEL	244078	Drive Shaft		22	22	51	79.5	918	
	2009.09-	MT	L	F	Hatchback Engine A14XEL	244079	Drive Shaft		22	22	51	79.5	615	
1.4 (66 kW)	2006.07-	MT	R	F	Hatchback Engine Z14XEP	244078	Drive Shaft		22	22	51	79.5	918	
	2006.07-	MT	L	F	Hatchback Engine Z14XEP	244079	Drive Shaft		22	22	51	79.5	615	
	2006.07-			F	Hatchback Engine Z14XEP	817052	Outer Joint		22	21	51.2	79.5	54	M
1.4 (74 kW)	2010.07-	MT	R	F	Hatchback Engine A14XER	244078	Drive Shaft		22	22	51	79.5	918	
	2010.07-	MT	L	F	Hatchback Engine A14XER	244079	Drive Shaft		22	22	51	79.5	615	
1.4 LPG (64 kW)	2009.09-		R	F	Hatchback Engine A14XEL	244078	Drive Shaft		22	22	51	79.5	918	
	2009.09-		L	F	Hatchback Engine A14XEL	244079	Drive Shaft		22	22	51	79.5	615	
CORSA VAN II														
1.2	2001.03-	MT				660001	Inner Joint		22	28	34.9	57.5	96.5	
CORSAVAN II (C)														
1.2 16V (55 kW)	2000.09- 2006.06	5MT		F	Box Engine Z12XE	844013	Outer Joint	29T	22	28	52	98	52	O
	2000.09- 2006.06	MT/AT	R	F	Box Engine Z12XE	244075	Drive Shaft	29T	22	22	52	97.5	926	
	2000.09- 2006.06	MT/AT	L	F	Box Engine Z12XE	244045	Drive Shaft	29T	22	22	52	97	579	
1.2 16V Dualfuel (55 kW)	2001.08- 2006.06	5MT		F	Box Engine Z12XE	844013	Outer Joint	29T	22	28	52	98	52	O
	2001.08- 2006.06		R	F	Box Engine Z12XE	244075	Drive Shaft	29T	22	22	52	97.5	926	
1.3 CDTi 16V (52 kW)	2004.04- 2006.06			F	Box Engine Z13DT	644009	Inner Joint		22	23	35	57.5	96	
	2004.04- 2006.06		R	F	Box Engine Z13DT	244075	Drive Shaft	29T	22	22	52	97.5	926	
1.4 (66 kW)	2003.11- 2006.06		R	F	Box Engine Z14XEP	244075	Drive Shaft	29T	22	22	52	97.5	926	
1.7 Di 16V (48 kW)	2000.09- 2006.06	MT		F	Box Engine Y17DTL	844044	Outer Joint		22	28	52	97.5	57.5	O
	2000.09- 2006.06		R	F	Box Engine Y17DTL	244075	Drive Shaft	29T	22	22	52	97.5	926	
1.7 DTi 16V (55 kW)	2000.09- 2006.06	MT		F	Box Engine Y17DT	844044	Outer Joint		22	28	52	97.5	57.5	O
	2000.09- 2006.06	MT		F	Box Engine Y17DT	644009	Inner Joint		22	23	35	57.5	96	
	2000.09- 2006.06		R	F	Box Engine Y17DT	244075	Drive Shaft	29T	22	22	52	97.5	926	
CORSAVAN III (D)														
1.2 (51 kW)	2010.01-		L	F	Box Engine A12XEL	244079	Drive Shaft		22	22	51	79.5	615	
	2010.01-		R	F	Box Engine A12XEL	244078	Drive Shaft		22	22	51	79.5	918	
1.2 (59 kW)	2009.07-		L	F	Box Engine Z12XEP	244079	Drive Shaft		22	22	51	79.5	615	
	2009.07-		R	F	Box Engine Z12XEP	244078	Drive Shaft		22	22	51	79.5	918	
1.3 CDTi (55 kW)	2006.07-		L	F	Box Engine Z13DTJ	244040	Drive Shaft		25	22	51	84.5	616	
1.3 CDTi (66 kW)	2006.07-		R	F	Box Engine Z13DTH	217071	Drive Shaft		25	25	51	84.5	952	
	2006.07-		L	F	Box Engine Z13DTH	217070	Drive Shaft		25	25	51	84.5	576	
MERIVA I (A)														
1.3 CDTi (55 kW)	2003.01- 2009.10			F	MPV Engine Z13DTJ	844002	Outer Joint	29T	22	23	52	97.5	61	M
	2003.01- 2009.10			F	MPV Engine Z13DTJ	644009	Inner Joint		22	23	35	57.5	96	
1.4 16V Twinport (66 kW)	2003.01- 2009.10			F	MPV Engine Z14XEP	844020	Outer Joint	29T	22	28	52	97.5	57.5	O
1.6 i (64 kW)	2003.01- 2010.06			F	MPV Engine Z16SE	844005	Outer Joint	29T	22	22	52	97.5	58.5	M
1.6 i 16V (74 kW)	2003.01- 2005.09			F	MPV Engine Z16XE	844005	Outer Joint	29T	22	22	52	97.5	58.5	M
1.7 CDTi 16V (74 kW)	2003.09- 2005.08			F	MPV Engine Z17DTH	844004	Outer Joint	29T	33	24	52	104	64	M





	 YEAR	TRANSM	L/R	F/R	REMARKS	GSP Ref.	 PRODUCT	 ABS	Technical Specifications							
									A	B	C	H	L	P		
VAUXHALL MERIVA I (A)																
1.8 i 16V (92 kW)	2003.05- 2005.08			F	MPV Engine Z18XE	844002	Outer Joint	29T	22	23	52	97.5	61	M		
	2003.05- 2005.08			F	MPV Engine Z18XE	644009	Inner Joint		22	23	35	57.5	96			
MOVANO I (A) (JD)																
1.9 DTi (59 kW)	2000.09- 2001.10	MT	L	F	Bus Engine F9Q770	244005	Drive Shaft	51T	28	37.1	65	96	670			
	2000.09- 2001.10	MT	L	F	Bus Engine F9Q770	250246	Drive Shaft		28	37.1	65	96	644			
	2000.09- 2001.10	MT	R	F	Bus Engine F9Q770	244022	Drive Shaft		28	39	67.1	93.5	1147			
	2000.09- 2001.10	MT	L	F	Bus Engine F9Q770	250058	Drive Shaft	51T	28	37.1	65	96	644			
	2000.09- 2001.10	MT	R	F	Bus Engine F9Q770	244017	Drive Shaft	51T	28	39	67.1	93.5	1147			
	2000.09- 2001.10	MT	L	F	Bus Engine F9Q770	250010	Drive Shaft		28	37.1	67.1	93.5	669			
	2000.09- 2001.10	MT	R	F	Bus Engine F9Q770	244021	Drive Shaft		28	39	65	96	1126			
	2000.09- 2001.10	MT	R	F	Bus Engine F9Q770	250060	Drive Shaft	51T	28	39	65	96	1126			
1.9 DTi (60 kW)	2001.10- 2010.05	MT	L	F	Bus Engine F9Q774	244005	Drive Shaft	51T	28	37.1	65	96	670			
	2001.10- 2010.05	MT	L	F	Bus Engine F9Q774	250246	Drive Shaft		28	37.1	65	96	644			
	2001.10- 2010.05	MT	R	F	Bus Engine F9Q774	244022	Drive Shaft		28	39	67.1	93.5	1147			
	2001.10- 2010.05	MT	L	F	Bus Engine F9Q774	250058	Drive Shaft	51T	28	37.1	65	96	644			
	2001.10- 2010.05	MT	R	F	Bus Engine F9Q774	244017	Drive Shaft	51T	28	39	67.1	93.5	1147			
	2001.10- 2010.05	MT	L	F	Bus Engine F9Q774	250010	Drive Shaft		28	37.1	67.1	93.5	669			
	2001.10- 2010.05	MT	R	F	Bus Engine F9Q774	244021	Drive Shaft		28	39	65	96	1126			
	2001.10- 2010.05	MT	R	F	Bus Engine F9Q774	250060	Drive Shaft	51T	28	39	65	96	1126			
2.2 DTi (66 kW)	2000.09- 2010.05	MT	L	F	Bus Engine G9T720/G9T750	244005	Drive Shaft	51T	28	37.1	65	96	670			
	2000.09- 2010.05	MT	L	F	Bus Engine G9T720/G9T750	250010	Drive Shaft		28	37.1	67.1	93.5	669			
	2000.09- 2010.05	MT	R	F	Bus Engine G9T720/G9T750	250214	Drive Shaft		28	39	65	96	1132			
	2000.09- 2010.05	MT	R	F	Bus Engine G9T720/G9T750	244016	Drive Shaft	51T	28	39	65	96	1132			
2.5 CDTi (74 kW)	2001.10- 2009.08	MT	L	F	Bus Engine G9U650/G9U754	244012	Drive Shaft		28	37.1	65	96	663			
	2001.10- 2009.08	MT	R	F	Bus Engine G9U650/G9U754	250249	Drive Shaft		28	39	65	96	1144			
	2001.10- 2009.08	MT	L	F	Bus Engine G9U650/G9U754	250166	Drive Shaft	51T	28	37.1	65	96	663			
	2001.10- 2009.08	MT	R	F	Bus Engine G9U650/G9U754	299151	Drive Shaft	51T	28	39	65	96	1144			
2.5 D (59 kW)	1998.10- 2000.09	MT	L	F	Bus Engine S8U770	244005	Drive Shaft	51T	28	37.1	65	96	670			
	1998.10- 2000.09	MT	R	F	Bus Engine S8U770	244004	Drive Shaft	51T	28	39	67.1	93.5	1118			
	1998.10- 2000.09	MT	L	F	Bus Engine S8U770	250010	Drive Shaft		28	37.1	67.1	93.5	669			
	1998.10- 2000.09	MT	R	F	Bus Engine S8U770	250011	Drive Shaft		28	39	67.1	93.5	1118			
	1998.10- 2000.09	MT		F	Bus Engine S8U770	844008	Outer Joint	51T	28	27	67.1	93.5	64.5	I		
2.5 DTi (84 kW)	2001.10- 2009.08	MT	L	F	Bus Engine G9U720/G9U750/G9U754	244005	Drive Shaft	51T	28	37.1	65	96	670			
	2001.10- 2009.08	MT	R	F	Bus Engine G9U720/G9U750/G9U754	244004	Drive Shaft	51T	28	39	67.1	93.5	1118			
	2001.10- 2009.08	MT	L	F	Bus Engine G9U720/G9U750/G9U754	250010	Drive Shaft		28	37.1	67.1	93.5	669			
	2001.10- 2009.08	MT	R	F	Bus Engine G9U720/G9U750/G9U754	250011	Drive Shaft		28	39	67.1	93.5	1118			
2.8 DTi (84 kW)	1998.10- 2001.10	MT	L	F	Bus Engine S9W702	244005	Drive Shaft	51T	28	37.1	65	96	670			
	1998.10- 2001.10	MT	R	F	Bus Engine S9W702	244004	Drive Shaft	51T	28	39	67.1	93.5	1118			
	1998.10- 2001.10	MT	L	F	Bus Engine S9W702	250010	Drive Shaft		28	37.1	67.1	93.5	669			
	1998.10- 2001.10	MT	R	F	Bus Engine S9W702	250011	Drive Shaft		28	39	67.1	93.5	1118			
	1998.10- 2001.10	MT		F	Bus Engine S9W702	844008	Outer Joint	51T	28	27	67.1	93.5	64.5	I		
MOVANO I (A) CHASSIS/CAB (ED, UD, HD)																
2.2 DTi (66 kW)	2000.09- 2010.05	MT	L	F	Platform/Chassis Engine G9T720/G9T722/G9T750	244005	Drive Shaft	51T	28	37.1	65	96	670			
	2000.09- 2010.05	MT	L	F	Platform/Chassis Engine G9T720/G9T722/G9T750	250010	Drive Shaft		28	37.1	67.1	93.5	669			
	2000.09- 2010.05	MT	R	F	Platform/Chassis Engine G9T720/G9T722/G9T750	250214	Drive Shaft		28	39	65	96	1132			
	2000.09- 2010.05	MT	R	F	Platform/Chassis Engine G9T720/G9T722/G9T750	244016	Drive Shaft	51T	28	39	65	96	1132			
2.5 D (59 kW)	1998.10- 2000.09	MT	L	F	Platform/Chassis Engine S8U770	244005	Drive Shaft	51T	28	37.1	65	96	670			
	1998.10- 2000.09	MT	R	F	Platform/Chassis Engine S8U770	244004	Drive Shaft	51T	28	39	67.1	93.5	1118			
	1998.10- 2000.09	MT	L	F	Platform/Chassis Engine S8U770	250010	Drive Shaft		28	37.1	67.1	93.5	669			
	1998.10- 2000.09	MT	R	F	Platform/Chassis Engine S8U770	250011	Drive Shaft		28	39	67.1	93.5	1118			
	1998.10- 2000.09	MT		F	Platform/Chassis Engine S8U770	844008	Outer Joint	51T	28	27	67.1	93.5	64.5	I		
2.5 DTi (84 kW)	2001.10- 2010.05	MT	L	F	Platform/Chassis Engine G9U720/G9U724/G9U754	244012	Drive Shaft		28	37.1	65	96	663			
	2001.10- 2010.05	MT	R	F	Platform/Chassis Engine G9U720/G9U724/G9U754	250249	Drive Shaft		28	39	65	96	1144			
	2001.10- 2010.05	MT	L	F	Platform/Chassis Engine G9U720/G9U724/G9U754	250166	Drive Shaft	51T	28	37.1	65	96	663			
	2001.10- 2010.05	MT	R	F	Platform/Chassis Engine G9U720/G9U724/G9U754	299151	Drive Shaft	51T	28	39	65	96	1144			
2.8 DTi (84 kW)	1998.10- 2001.10	MT	L	F	Platform/Chassis Engine S9W702	244005	Drive Shaft	51T	28	37.1	65	96	670			
	1998.10- 2001.10	MT	R	F	Platform/Chassis Engine S9W702	244004	Drive Shaft	51T	28	39	67.1	93.5	1118			
	1998.10- 2001.10	MT	L	F	Platform/Chassis Engine S9W702	250010	Drive Shaft		28	37.1	67.1	93.5	669			
	1998.10- 2001.10	MT	R	F	Platform/Chassis Engine S9W702	250011	Drive Shaft		28	39	67.1	93.5	1118			
	1998.10- 2001.10	MT		F	Platform/Chassis Engine S9W702	844008	Outer Joint	51T	28	27	67.1	93.5	64.5	I		





	 YEAR	TRANSM	L/R	F/R	REMARKS	GSP Ref.	 PRODUCT	 ABS	Technical Specifications									
									A	B	C	H	L	P				
VAUXHALL																		
MOVANO I (A) VAN (FD)																		
1.9 DTi (59 kW)	2000.09- 2001.10	MT	L	F	Box Engine F9Q770	244005	Drive Shaft	51T	28	37.1	65	96	670					
	2000.09- 2001.10	MT	L	F	Box Engine F9Q770	250246	Drive Shaft		28	37.1	65	96	644					
	2000.09- 2001.10	MT	R	F	Box Engine F9Q770	244022	Drive Shaft		28	39	67.1	93.5	1147					
	2000.09- 2001.10	MT	L	F	Box Engine F9Q770	250058	Drive Shaft	51T	28	37.1	65	96	644					
	2000.09- 2001.10	MT	R	F	Box Engine F9Q770	244017	Drive Shaft	51T	28	39	67.1	93.5	1147					
	2000.09- 2001.10	MT	L	F	Box Engine F9Q770	250010	Drive Shaft		28	37.1	67.1	93.5	669					
	2000.09- 2001.10	MT	R	F	Box Engine F9Q770	244021	Drive Shaft		28	39	65	96	1126					
	2000.09- 2001.10	MT	R	F	Box Engine F9Q770	250060	Drive Shaft	51T	28	39	65	96	1126					
1.9 DTi (60 kW)	2001.10- 2010.05	MT	L	F	Box Engine F9Q774	244005	Drive Shaft	51T	28	37.1	65	96	670					
	2001.10- 2010.05	MT	L	F	Box Engine F9Q774	250246	Drive Shaft		28	37.1	65	96	644					
	2001.10- 2010.05	MT	R	F	Box Engine F9Q774	244022	Drive Shaft		28	39	67.1	93.5	1147					
	2001.10- 2010.05	MT	L	F	Box Engine F9Q774	250058	Drive Shaft	51T	28	37.1	65	96	644					
	2001.10- 2010.05	MT	R	F	Box Engine F9Q774	244017	Drive Shaft	51T	28	39	67.1	93.5	1147					
	2001.10- 2010.05	MT	L	F	Box Engine F9Q774	250010	Drive Shaft		28	37.1	67.1	93.5	669					
	2001.10- 2010.05	MT	R	F	Box Engine F9Q774	244021	Drive Shaft		28	39	65	96	1126					
	2001.10- 2010.05	MT	R	F	Box Engine F9Q774	250060	Drive Shaft	51T	28	39	65	96	1126					
2.2 DTi (66 kW)	2000.09- 2010.05	MT	L	F	Box Engine G9T720/G9T722/G9T750	244005	Drive Shaft	51T	28	37.1	65	96	670					
	2000.09- 2010.05	MT	L	F	Box Engine G9T720/G9T722/G9T750	250010	Drive Shaft		28	37.1	67.1	93.5	669					
	2000.09- 2010.05	MT	R	F	Box Engine G9T720/G9T722/G9T750	250214	Drive Shaft		28	39	65	96	1132					
	2000.09- 2010.05	MT	R	F	Box Engine G9T720/G9T722/G9T750	244016	Drive Shaft	51T	28	39	65	96	1132					
2.5 D (59 kW)	1998.10- 2000.09	MT	L	F	Box Engine S8U770	244005	Drive Shaft	51T	28	37.1	65	96	670					
	1998.10- 2000.09	MT	R	F	Box Engine S8U770	244004	Drive Shaft	51T	28	39	67.1	93.5	1118					
	1998.10- 2000.09	MT	L	F	Box Engine S8U770	250010	Drive Shaft		28	37.1	67.1	93.5	669					
	1998.10- 2000.09	MT	R	F	Box Engine S8U770	250011	Drive Shaft		28	39	67.1	93.5	1118					
	1998.10- 2000.09	MT		F	Box Engine S8U770	844008	Outer Joint	51T	28	27	67.1	93.5	64.5	I				
2.5 DTi (84 kW)	2001.10- 2010.05	MT	L	F	Box Engine G9U720/G9U724/G9U750/G9U754	244012	Drive Shaft		28	37.1	65	96	663					
	2001.10- 2010.05	MT	R	F	Box Engine G9U720/G9U724/G9U750/G9U754	250249	Drive Shaft		28	39	65	96	1144					
	2001.10- 2010.05	MT	L	F	Box Engine G9U720/G9U724/G9U750/G9U754	250166	Drive Shaft	51T	28	37.1	65	96	663					
	2001.10- 2010.05	MT	R	F	Box Engine G9U720/G9U724/G9U750/G9U754	299151	Drive Shaft	51T	28	39	65	96	1144					
2.8 TDi (84 kW)	1998.10- 2001.10	MT	L	F	Box Engine S9W702	244005	Drive Shaft	51T	28	37.1	65	96	670					
	1998.10- 2001.10	MT	R	F	Box Engine S9W702	244004	Drive Shaft	51T	28	39	67.1	93.5	1118					
	1998.10- 2001.10	MT	L	F	Box Engine S9W702	250010	Drive Shaft		28	37.1	67.1	93.5	669					
	1998.10- 2001.10	MT	R	F	Box Engine S9W702	250011	Drive Shaft		28	39	67.1	93.5	1118					
	1998.10- 2001.10	MT		F	Box Engine S9W702	844008	Outer Joint	51T	28	27	67.1	93.5	64.5	I				
NOVA																		
1.0 (33 kW)	1982.09- 1987.10	MT		F	Saloon Engine 10S	844046	Outer Joint		22	28	52.2	97.5	55	O				
	1983.05- 1993.03	MT		F	Hatchback Engine 10S	844046	Outer Joint		22	28	52.2	97.5	55	O				
1.2 i (33 kW)	1985.01- 1989.10	MT		F	Hatchback Engine 12NC/E12GV	844046	Outer Joint		22	28	52.2	97.5	55	O				
1.2 i CAT (33 kW)	1989.09- 1993.03	MT		F	Hatchback Engine C12NZ	844046	Outer Joint		22	28	52.2	97.5	55	O				
1.2 N (33 kW)	1985.01- 1987.10	MT		F	Saloon Engine 12NC/E12GV	844046	Outer Joint		22	28	52.2	97.5	55	O				
1.2 N (38 kW)	1990.01- 1993.03	MT		F	Hatchback Engine 12NV	844046	Outer Joint		22	28	52.2	97.5	55	O				
1.2 S (40 kW)	1982.09- 1987.10	MT		F	Saloon Engine 12ST	844046	Outer Joint		22	28	52.2	97.5	55	O				
	1983.05- 1990.02	MT		F	Hatchback Engine 12ST	844046	Outer Joint		22	28	52.2	97.5	55	O				
1.2 S (43 kW)	1988.01- 1990.02	MT		F	Hatchback Engine 12S/12ST	844046	Outer Joint		22	28	52.2	97.5	55	O				
1.3 i (44 kW)	1985.09- 1987.10	MT		F	Saloon Engine 13NB	844046	Outer Joint		22	28	52.2	97.5	55	O				
	1985.09- 1989.10	MT		F	Hatchback Engine 13NB	844046	Outer Joint		22	28	52.2	97.5	55	O				
1.3 i CAT (44 kW)	1989.09- 1993.03	MT		F	Hatchback Engine C13N	844046	Outer Joint		22	28	52.2	97.5	55	O				
1.3 S (51 kW)	1982.09- 1987.10	MT		F	Saloon Engine 13SB	844046	Outer Joint		22	28	52.2	97.5	55	O				
	1983.05- 1989.10	MT		F	Hatchback Engine 13SB	844046	Outer Joint		22	28	52.2	97.5	55	O				
1.4 i (44 kW)	1990.01- 1993.03	MT		F	Hatchback Engine C14NZ	844046	Outer Joint		22	28	52.2	97.5	55	O				
1.4 i S (60 kW)	1991.09- 1993.03	MT		F	Hatchback Engine C14SE	844046	Outer Joint		22	28	52.2	97.5	55	O				
1.4 S (55 kW)	1990.01- 1993.02	MT		F	Saloon Engine 14NV	844046	Outer Joint		22	28	52.2	97.5	55	O				
	1990.01- 1993.03	MT		F	Hatchback Engine 14NV	844046	Outer Joint		22	28	52.2	97.5	55	O				
1.5 D (37 kW)	1987.09- 1993.02	MT		F	Saloon Engine 15D	844046	Outer Joint		22	28	52.2	97.5	55	O				
	1987.09- 1993.03	MT		F	Hatchback Engine 15D	844046	Outer Joint		22	28	52.2	97.5	55	O				
1.5 TD (49 kW)	1990.01- 1993.02	MT		F	Saloon Engine 15DT(T4EC1)	844041	Outer Joint		22	22	52	95	50	O				
	1990.01- 1993.03	MT		F	Hatchback Engine 15DT(T4EC1)	844041	Outer Joint		22	22	52	95	50	O				
	1990.01- 1993.02	MT		F	Saloon Engine 15DT(T4EC1)	644004	Inner Joint		22	22	34.95	57.5	72.5					
	1990.01- 1993.03	MT		F	Hatchback Engine 15DT(T4EC1)	644004	Inner Joint		22	22	34.95	57.5	72.5					
1.6 GSi (72 kW)	1989.09- 1993.03	MT		F	Hatchback Engine C16SEI	844041	Outer Joint		22	22	52	95	50	O				
	1989.09- 1993.03	MT		F	Hatchback Engine C16SEI	644004	Inner Joint		22	22	34.95	57.5	72.5					





	 YEAR	TRANSM	L/R	F/R	REMARKS	GSP Ref.	 PRODUCT	 ABS	Technical Specifications							
									A	B	C	H	L	P		
VAUXHALL NOVA																
1.6 GSi (74 kW)	1988.05- 1992.03	MT		F	Hatchback Engine E16SE	844041	Outer Joint		22	22	52	95	50	O		
	1988.05- 1992.03	MT		F	Hatchback Engine E16SE	644004	Inner Joint		22	22	34.95	57.5	72.5			
1.6 GSi CAT (74 kW)	1992.02- 1993.03	MT		F	Hatchback Engine C16SE	844041	Outer Joint		22	22	52	95	50	O		
	1992.02- 1993.03	MT		F	Hatchback Engine C16SE	644004	Inner Joint		22	22	34.95	57.5	72.5			
SIGNUM																
1.9 CDTi (88 kW)	2004.04- 2008.03	MT	R	F	Hatchback Engine Z19DT	221032	Drive Shaft		30	27	53.8	94.5	605			
	2004.04- 2008.03	MT		F	Hatchback Engine Z19DT	817051	Outer Joint		30	26	53.8	94.5	65.5	M		
	2004.04- 2008.03	MT	L	F	Hatchback Engine Z19DT	221032	Drive Shaft		30	27	53.8	94.5	605			
1.9 CDTi 16V (110 kW)	2004.04- 2008.03	AT	L/R	F	Hatchback Engine Z19DTH	244080	Drive Shaft		30	27	53.8	94.5	591			
	2004.04- 2008.03	MT		F	Hatchback Engine Z19DTH	221032	Drive Shaft		30	27	53.8	94.5	605			
	2004.04- 2008.03	MT/AT		F	Hatchback Engine Z19DTH	817051	Outer Joint		30	26	53.8	94.5	65.5	M		
	2004.04- 2008.03	MT	L	F	Hatchback Engine Z19DTH	221032	Drive Shaft		30	27	53.8	94.5	605			
1.9 Turbo (74 kW)	2005.01- 2008.05			R	F	Hatchback Engine Z19DTL	221032	Drive Shaft		30	27	53.8	94.5	605		
	2005.01- 2008.05			L	F	Hatchback Engine Z19DTL	221032	Drive Shaft		30	27	53.8	94.5	605		
2.0 DTi (74 kW)	2003.05- 2008.05				F	Hatchback Engine Y20DTH	817007	Outer Joint		30	25	52.5	105	62	O	
2.0 i Turbo (129 kW)	2002.01- 2008.10	MT	L/R	F	Hatchback Engine Z20NET	221032	Drive Shaft		30	27	53.8	94.5	605			
	2002.01- 2008.10	MT		F	Hatchback Engine Z20NET	817051	Outer Joint		30	26	53.8	94.5	65.5	M		
2.2 DTi (92 kW)	2003.05- 2008.05	MT	L/R	F	Hatchback Engine Y22DTR	221032	Drive Shaft		30	27	53.8	94.5	605			
	2003.05- 2008.05	MT		F	Hatchback Engine Y22DTR	817051	Outer Joint		30	26	53.8	94.5	65.5	M		
2.2 i (114 kW)	2003.05- 2008.05				F	Hatchback Engine Z22YH	817007	Outer Joint		30	25	52.5	105	62	O	
3.0 CDTi (130 kW)	2003.05- 2008.05	MT	L/R	F	Hatchback Engine Y30DT	221032	Drive Shaft		30	27	53.8	94.5	605			
	2003.05- 2008.05	MT		F	Hatchback Engine Y30DT	817051	Outer Joint		30	26	53.8	94.5	65.5	M		
3.2 V6 (155 kW)	2003.05- 2008.05	MT	L/R	F	Hatchback Engine Z32SE	221032	Drive Shaft		30	27	53.8	94.5	605			
	2003.05- 2008.05	MT		F	Hatchback Engine Z32SE	817051	Outer Joint		30	26	53.8	94.5	65.5	M		
TIGRA																
1.4 16V	1994.11- 2000.06	MT	L	F		260007	Drive Shaft		22	22	52	97	563			
1.6	1994.11- 2000.06	MT				844024	Outer Joint		22	22	52.2	97	50	O		
TIGRA I (F07)																
1.4 16V (66 kW)	1994.07- 2000.12	MT		F	Coupe Engine X14XE	644003	Inner Joint		22	28	34.95	57.5	83.5			
	1994.07- 2000.12	MT	L	F	Coupe Engine X14XE	244001	Drive Shaft	29T	22	22	52	95	573			
	1994.07- 2000.12	MT		F	Coupe Engine X14XE	844020	Outer Joint	29T	22	28	52	97.5	57.5	O		
	1994.07- 2000.12	MT	R	F	Coupe Engine X14XE	260002	Drive Shaft	29T	22	22	52	95	926			
1.6 16V (78 kW)	1994.07- 2000.12	MT		F	Coupe Engine X16XE	644004	Inner Joint		22	22	34.95	57.5	72.5			
TIGRA TWINTOP																
1.3 CDTi (51 kW)	2004.06- 2009.08			F	Convertible Engine Z13DT	644009	Inner Joint		22	23	35	57.5	96			
	2004.06- 2009.08		R	F	Convertible Engine Z13DT	244075	Drive Shaft	29T	22	22	52	97.5	926			
1.4 (66 kW)	2004.06- 2009.08			R	F	Convertible Engine Z14XEP	244075	Drive Shaft	29T	22	22	52	97.5	926		
1.8 (92 kW)	2004.06- 2009.08			F	Convertible Engine Z18XE	844002	Outer Joint	29T	22	23	52	97.5	61	M		
	2004.06- 2009.08			F	Convertible Engine Z18XE	644009	Inner Joint		22	23	35	57.5	96			
	2004.06- 2009.08		R	F	Convertible Engine Z18XE	244075	Drive Shaft	29T	22	22	52	97.5	926			
VECTRA (B)																
1.6 i (55 kW)	1995.08- 2001.10		L	F	Saloon Engine X16SZR	244076	Drive Shaft	29T	22	22	52	95	592			
	1995.08- 2001.10		L	F	Hatchback Engine X16SZR	244076	Drive Shaft	29T	22	22	52	95	592			
	1995.08- 2001.10		R	F	Saloon Engine X16SZR	244077	Drive Shaft	29T	22	22	52	95	955			
	1995.08- 2001.10		R	F	Hatchback Engine X16SZR	244077	Drive Shaft	29T	22	22	52	95	955			
	1995.08- 2001.10			F	Hatchback Engine X16SZR	844011	Outer Joint	29T	33	22	52	103	50.5	O		
	1995.08- 2001.10			F	Saloon Engine X16SZR	844011	Outer Joint	29T	33	22	52	103	50.5	O		
	1995.08- 2001.10			F	Hatchback Engine X16SZR	844039	Outer Joint		22	22	52	95	50.5	O		
	1995.08- 2001.10			F	Saloon Engine X16SZR	844039	Outer Joint		22	22	52	95	50.5	O		
	1995.08- 2001.10	MT/AT		F	Hatchback Engine X16SZR	844007	Outer Joint	29T	22	22	52	94.5	50	O		
	1995.08- 2001.10	MT/AT		F	Saloon Engine X16SZR	844007	Outer Joint	29T	22	22	52	94.5	50	O		
	1996.11- 2002.03		L	F	Estate Engine X16SZR	244076	Drive Shaft	29T	22	22	52	95	592			
	1996.11- 2002.03		R	F	Estate Engine X16SZR	244077	Drive Shaft	29T	22	22	52	95	955			
	1996.11- 2002.03			F	Estate Engine X16SZR	844011	Outer Joint	29T	33	22	52	103	50.5	O		
	1996.11- 2002.03			F	Estate Engine X16SZR	844039	Outer Joint		22	22	52	95	50.5	O		
1996.11- 2002.03	MT/AT		F	Estate Engine X16SZR	844007	Outer Joint	29T	22	22	52	94.5	50	O			
1.6 i 16V (74 kW)	1995.08- 2001.10		L	F	Saloon Engine X16XEL/Y16XE/Z16XE	244076	Drive Shaft	29T	22	22	52	95	592			
	1995.08- 2001.10		L	F	Hatchback Engine X16XEL/Y16XE/Z16XE	244076	Drive Shaft	29T	22	22	52	95	592			
	1995.08- 2001.10		R	F	Saloon Engine X16XEL/Y16XE/Z16XE	244077	Drive Shaft	29T	22	22	52	95	955			
	1995.08- 2001.10		R	F	Hatchback Engine X16XEL/Y16XE/Z16XE	244077	Drive Shaft	29T	22	22	52	95	955			
	1995.08- 2001.10			F	Hatchback Engine X16XEL/Y16XE/Z16XE	844011	Outer Joint	29T	33	22	52	103	50.5	O		
	1995.08- 2001.10			F	Saloon Engine X16XEL/Y16XE/Z16XE	844011	Outer Joint	29T	33	22	52	103	50.5	O		





	 YEAR	TRANSM	L/R	F/R	REMARKS	GSP Ref.	 PRODUCT	 ABS	Technical Specifications							
									A	B	C	H	L	P		
VAUXHALL VECTRA (B)																
1.6 i 16V (74 kW)	1995.08- 2001.10			F	Hatchback Engine X16XEL/Y16XE/Z16XE	844039	Outer Joint		22	22	52	95	50.5	O		
	1995.08- 2001.10			F	Saloon Engine X16XEL/Y16XE/Z16XE	844039	Outer Joint		22	22	52	95	50.5	O		
	1995.08- 2001.10	MT/AT		F	Hatchback Engine X16XEL/Y16XE/Z16XE	844007	Outer Joint	29T	22	22	52	94.5	50	O		
	1995.08- 2001.10	MT/AT		F	Saloon Engine X16XEL/Y16XE/Z16XE	844007	Outer Joint	29T	22	22	52	94.5	50	O		
	1996.11- 2002.03		L	F	Estate Engine X16XEL/Y16XE/Z16XE	244076	Drive Shaft	29T	22	22	52	95	592			
	1996.11- 2002.03		R	F	Estate Engine X16XEL/Y16XE/Z16XE	244077	Drive Shaft	29T	22	22	52	95	955			
	1996.11- 2002.03			F	Estate Engine X16XEL/Y16XE/Z16XE	844011	Outer Joint	29T	33	22	52	103	50.5	O		
	1996.11- 2002.03			F	Estate Engine X16XEL/Y16XE/Z16XE	844039	Outer Joint		22	22	52	95	50.5	O		
1.7 TD (60 kW)	1996.11- 2002.03	MT/AT		F	Estate Engine X16XEL/Y16XE/Z16XE	844007	Outer Joint	29T	22	22	52	94.5	50	O		
	1995.10- 1996.11	MT/AT		F	Hatchback Engine X17DT(TC4EE1)	844006	Outer Joint	29T	33	25	52	103.5	61	O		
	1995.10- 1996.11	MT/AT		F	Saloon Engine X17DT(TC4EE1)	844006	Outer Joint	29T	33	25	52	103.5	61	O		
	1995.10- 1996.11	5MT	L	F	Hatchback Engine X17DT(TC4EE1)	244038	Drive Shaft	29T	33	34	52	103.5	595			
	1995.10- 1996.11	5MT	L	F	Saloon Engine X17DT(TC4EE1)	244038	Drive Shaft	29T	33	34	52	103.5	595			
	1995.10- 1996.11	5MT	R	F	Hatchback Engine X17DT(TC4EE1)	244039	Drive Shaft	29T	33	34	52	103.5	959			
1.8 i 16V (85 kW)	1995.10- 1996.11	5MT	R	F	Saloon Engine X17DT(TC4EE1)	244039	Drive Shaft	29T	33	34	52	103.5	959			
	1995.10- 2000.09	MT/AT		F	Hatchback Engine X18XE/X18XE1	844006	Outer Joint	29T	33	25	52	103.5	61	O		
	1995.10- 2000.09	MT/AT		F	Saloon Engine X18XE/X18XE1	844006	Outer Joint	29T	33	25	52	103.5	61	O		
	1995.10- 2000.09	5MT/4AT	L	F	Hatchback Engine X18XE/X18XE1	244038	Drive Shaft	29T	33	34	52	103.5	595			
	1995.10- 2000.09	5MT/4AT	L	F	Saloon Engine X18XE/X18XE1	244038	Drive Shaft	29T	33	34	52	103.5	595			
	1995.10- 2000.09	5MT/4AT	R	F	Hatchback Engine X18XE/X18XE1	244039	Drive Shaft	29T	33	34	52	103.5	959			
	1995.10- 2000.09	5MT/4AT	R	F	Saloon Engine X18XE/X18XE1	244039	Drive Shaft	29T	33	34	52	103.5	959			
	1996.11- 2000.09	MT/AT		F	Estate Engine X18XE/X18XE1	844006	Outer Joint	29T	33	25	52	103.5	61	O		
1.8 i 16V (92 kW)	1996.11- 2000.09	5MT/4AT	L	F	Estate Engine X18XE/X18XE1	244038	Drive Shaft	29T	33	34	52	103.5	595			
	1996.11- 2000.09	5MT/4AT	R	F	Estate Engine X18XE/X18XE1	244039	Drive Shaft	29T	33	34	52	103.5	959			
	2000.09- 2002.03	MT/AT		F	Estate Engine Z18XE	844006	Outer Joint	29T	33	25	52	103.5	61	O		
2.0 Di 16V (60 kW)	2000.09- 2003.07	MT/AT		F	Hatchback Engine Z18XE	844006	Outer Joint	29T	33	25	52	103.5	61	O		
	2000.09- 2002.03	MT/AT		F	Saloon Engine Z18XE	844006	Outer Joint	29T	33	25	52	103.5	61	O		
	1995.08- 2001.10	MT/AT		F	Estate Engine X20DTL	844006	Outer Joint	29T	33	25	52	103.5	61	O		
2.0 DTi 16V (74 kW)	1995.08- 2001.10	MT/AT		F	Hatchback Engine X20DTL	844006	Outer Joint	29T	33	25	52	103.5	61	O		
	1995.08- 2001.10	5MT	L	F	Estate Engine X20DTL	244038	Drive Shaft	29T	33	34	52	103.5	595			
	1995.08- 2001.10	MT/AT		F	Saloon Engine X20DTL	844006	Outer Joint	29T	33	25	52	103.5	61	O		
	1995.08- 2001.10	5MT	L	F	Hatchback Engine X20DTL	244038	Drive Shaft	29T	33	34	52	103.5	595			
	1995.08- 2001.10	5MT	L	F	Saloon Engine X20DTL	244038	Drive Shaft	29T	33	34	52	103.5	595			
	1995.08- 2001.10	5MT	R	F	Estate Engine X20DTL	244039	Drive Shaft	29T	33	34	52	103.5	959			
	1995.08- 2001.10	5MT	R	F	Hatchback Engine X20DTL	244039	Drive Shaft	29T	33	34	52	103.5	959			
	1995.08- 2001.10	5MT	R	F	Saloon Engine X20DTL	244039	Drive Shaft	29T	33	34	52	103.5	959			
	1995.08- 2001.10	5MT		F	Saloon Engine X20DTL	844049	Outer Joint		33	25	52	109	61	O		
2.0 i 16V (100 kW)	1995.08- 2001.10	MT/AT		F	Estate Engine X20DTH/Y20DTH	844006	Outer Joint	29T	33	25	52	103.5	61	O		
	1995.08- 2001.10	MT/AT		F	Saloon Engine X20DTH/Y20DTH	844006	Outer Joint	29T	33	25	52	103.5	61	O		
	1995.08- 2001.10	5MT	L	F	Estate Engine X20DTH/Y20DTH	244038	Drive Shaft	29T	33	34	52	103.5	595			
	1995.08- 2001.10	5MT	L	F	Saloon Engine X20DTH/Y20DTH	244038	Drive Shaft	29T	33	34	52	103.5	595			
	1995.08- 2001.10	5MT	R	F	Estate Engine X20DTH/Y20DTH	244039	Drive Shaft	29T	33	34	52	103.5	959			
	1995.08- 2001.10	5MT	R	F	Saloon Engine X20DTH/Y20DTH	244039	Drive Shaft	29T	33	34	52	103.5	959			
	1997.06- 2001.10	MT/AT		F	Hatchback Engine X20DTH/Y20DTH	844006	Outer Joint	29T	33	25	52	103.5	61	O		
2.2 DTi 16V (92 kW)	1997.06- 2001.10	5MT	L	F	Hatchback Engine X20DTH/Y20DTH	244038	Drive Shaft	29T	33	34	52	103.5	595			
	1997.06- 2001.10	5MT	R	F	Hatchback Engine X20DTH/Y20DTH	244039	Drive Shaft	29T	33	34	52	103.5	959			
	1995.10- 2001.01	MT/AT		F	Estate Engine X20XE	844006	Outer Joint	29T	33	25	52	103.5	61	O		
	1995.10- 2001.01	MT/AT		F	Hatchback Engine X20XE	844006	Outer Joint	29T	33	25	52	103.5	61	O		
	1995.10- 2001.01	5MT/4AT	L	F	Estate Engine X20XE	244038	Drive Shaft	29T	33	34	52	103.5	595			
	1995.10- 2001.01	MT/AT		F	Saloon Engine X20XE	844006	Outer Joint	29T	33	25	52	103.5	61	O		
	1995.10- 2001.01	5MT/4AT	L	F	Hatchback Engine X20XE	244038	Drive Shaft	29T	33	34	52	103.5	595			
	1995.10- 2001.01	5MT/4AT	L	F	Saloon Engine X20XE	244038	Drive Shaft	29T	33	34	52	103.5	595			
	1995.10- 2001.01	5MT/4AT	R	F	Estate Engine X20XE	244039	Drive Shaft	29T	33	34	52	103.5	959			
2.2 DTi 16V (92 kW)	1995.10- 2001.01	5MT/4AT	R	F	Hatchback Engine X20XE	244039	Drive Shaft	29T	33	34	52	103.5	959			
	1995.10- 2001.01	5MT/4AT	R	F	Saloon Engine X20XE	244039	Drive Shaft	29T	33	34	52	103.5	959			
	1995.08- 2001.10	MT	L/R	F	Estate Engine Y22DTR	221032	Drive Shaft		30	27	53.8	94.5	605			
	1995.08- 2001.10	MT	L/R	F	Hatchback Engine Y22DTR	221032	Drive Shaft		30	27	53.8	94.5	605			
	1995.08- 2001.10	MT/AT		F	Estate Engine Y22DTR	817051	Outer Joint		30	26	53.8	94.5	65.5	M		
	1995.08- 2001.10	MT/AT		F	Hatchback Engine Y22DTR	817051	Outer Joint		30	26	53.8	94.5	65.5	M		
	1995.08- 2001.10			F	Estate Engine Y22DTR	844065	Outer Joint	29T	33	35	55	104	67.5	I		
1995.08- 2001.10			F	Hatchback Engine Y22DTR	844065	Outer Joint	29T	33	35	55	104	67.5	I			
1995.08- 2001.10			F	Saloon Engine Y22DTR	844065	Outer Joint	29T	33	35	55	104	67.5	I			





	 YEAR	TRANSM	L/R	F/R	REMARKS	GSP Ref.	 PRODUCT	 ABS	Technical Specifications								
									A	B	C	H	L	P			
VAUXHALL VECTRA (B)																	
2.2 i 16V (108 kW)	1995.08- 2001.10	5MT/4AT	L	F	Estate Engine Z22SE	244038	Drive Shaft	29T	33	34	52	103.5	595				
	1995.08- 2001.10	5MT/4AT	L	F	Saloon Engine Z22SE	244038	Drive Shaft	29T	33	34	52	103.5	595				
	1995.08- 2001.10	5MT/4AT	R	F	Estate Engine Z22SE	244039	Drive Shaft	29T	33	34	52	103.5	959				
	1995.08- 2001.10	5MT/4AT	R	F	Saloon Engine Z22SE	244039	Drive Shaft	29T	33	34	52	103.5	959				
	2000.09- 2003.07	5MT/4AT	L	F	Hatchback Engine Z22SE	244038	Drive Shaft	29T	33	34	52	103.5	595				
	2000.09- 2003.07	5MT/4AT	R	F	Hatchback Engine Z22SE	244039	Drive Shaft	29T	33	34	52	103.5	959				
2.5 i V6 (125 kW)	1995.09- 2000.08	MT/AT		F	Hatchback Engine X25XE	844006	Outer Joint	29T	33	25	52	103.5	61	O			
	1995.09- 2000.08	MT/AT		F	Saloon Engine X25XE	844006	Outer Joint	29T	33	25	52	103.5	61	O			
	1995.09- 2000.08	5MT/4AT	L	F	Hatchback Engine X25XE	244038	Drive Shaft	29T	33	34	52	103.5	595				
	1995.09- 2000.08	5MT/4AT	L	F	Saloon Engine X25XE	244038	Drive Shaft	29T	33	34	52	103.5	595				
	1995.09- 2000.08	5MT/4AT	R	F	Hatchback Engine X25XE	244039	Drive Shaft	29T	33	34	52	103.5	959				
	1995.09- 2000.08	5MT/4AT	R	F	Saloon Engine X25XE	244039	Drive Shaft	29T	33	34	52	103.5	959				
	1996.11- 2000.08	MT/AT		F	Estate Engine X25XE	844006	Outer Joint	29T	33	25	52	103.5	61	O			
	1996.11- 2000.08	5MT/4AT	L	F	Estate Engine X25XE	244038	Drive Shaft	29T	33	34	52	103.5	595				
1996.11- 2000.08	5MT/4AT	R	F	Estate Engine X25XE	244039	Drive Shaft	29T	33	34	52	103.5	959					
VECTRA B																	
1.7 TD	1995.10- 1996.08	MT	L	F		260012	Drive Shaft	29T	33	34	52	103.5	586				
1.8 16V X18XE	1995.10- 2000.01	MT/AT	L	F		260012	Drive Shaft	29T	33	34	52	103.5	586				
2.0 Di	1996.08- 2002.05	MT	L	F		260012	Drive Shaft	29T	33	34	52	103.5	586				
2.2 16V	2000.09- 2002.05	MT/AT	L	F		260012	Drive Shaft	29T	33	34	52	103.5	586				
2.5 V6	1995.10- 2000.10	MT/AT	L	F		260012	Drive Shaft	29T	33	34	52	103.5	586				
VECTRA C																	
2.0 DTi	2002.06-	MT/AT	L	F		260015	Drive Shaft		30	34	52.5	105	628				
	2002.06-		R	F		260016	Drive Shaft		30	34	52.5	105	588				
2.2 16V	2002.06-	MT/AT	L	F		260015	Drive Shaft		30	34	52.5	105	628				
	2002.06-		R	F		260016	Drive Shaft		30	34	52.5	105	588				
VECTRA II (C)																	
1.6 (77 kW)	2006.01- 2008.07			F	Saloon Engine Z16XEP	817007	Outer Joint		30	25	52.5	105	62	O			
1.6 16V (74 kW)	2004.06- 2008.07			F	Estate Engine Z16XE	817007	Outer Joint		30	25	52.5	105	62	O			
	2004.06- 2008.07			F	Saloon Engine Z16XE	817007	Outer Joint		30	25	52.5	105	62	O			
1.8 (103 kW)	2006.01- 2008.07			F	Estate Engine Z18XER	817007	Outer Joint		30	25	52.5	105	62	O			
	2006.01- 2008.07			F	Saloon Engine Z18XER	817007	Outer Joint		30	25	52.5	105	62	O			
1.8 (81 kW)	2002.04- 2008.07			F	Saloon Engine Z18XEL	817007	Outer Joint		30	25	52.5	105	62	O			
1.8 16V (90 kW)	2002.04- 2008.07			F	Saloon Engine Z18XE	817007	Outer Joint		30	25	52.5	105	62	O			
	2003.10- 2005.08			F	Estate Engine Z18XE	817007	Outer Joint		30	25	52.5	105	62	O			
1.8 16V Dualfuel (90 kW)	2002.04- 2008.07			F	Saloon Engine Z18XE	817007	Outer Joint		30	25	52.5	105	62	O			
1.9 CDTi (74 kW)	2005.10- 2008.07	MT/AT		F	Saloon Engine Z19DTL	817051	Outer Joint		30	26	53.8	94.5	65.5	M			
1.9 CDTi (88 kW)	2002.04- 2008.09	MT	R	F	Saloon Engine Z19DT	221032	Drive Shaft		30	27	53.8	94.5	605				
	2002.04- 2008.09	MT		F	Saloon Engine Z19DT	817051	Outer Joint		30	26	53.8	94.5	65.5	M			
	2002.04- 2008.09	MT	L	F	Saloon Engine Z19DT	221032	Drive Shaft		30	27	53.8	94.5	605				
	2004.04- 2008.07	MT	R	F	Estate Engine Z19DT	221032	Drive Shaft		30	27	53.8	94.5	605				
	2004.04- 2008.07	MT		F	Estate Engine Z19DT	817051	Outer Joint		30	26	53.8	94.5	65.5	M			
	2004.04- 2008.07	MT	L	F	Estate Engine Z19DT	221032	Drive Shaft		30	27	53.8	94.5	605				
1.9 CDTi 16V (110 kW)	2004.04- 2008.08	Semi-AT	L/R	F	Saloon Engine Z19DTH	244080	Drive Shaft		30	27	53.8	94.5	591				
	2004.04- 2008.07	Semi-AT	L/R	F	Estate Engine Z19DTH	244080	Drive Shaft		30	27	53.8	94.5	591				
	2004.04- 2008.08	MT	R	F	Saloon Engine Z19DTH	221032	Drive Shaft		30	27	53.8	94.5	605				
	2004.04- 2008.07	MT	R	F	Estate Engine Z19DTH	221032	Drive Shaft		30	27	53.8	94.5	605				
	2004.04- 2008.07	MT/AT		F	Estate Engine Z19DTH	817051	Outer Joint		30	26	53.8	94.5	65.5	M			
	2004.04- 2008.08	MT/AT		F	Saloon Engine Z19DTH	817051	Outer Joint		30	26	53.8	94.5	65.5	M			
	2004.04- 2008.08	MT	L	F	Saloon Engine Z19DTH	221032	Drive Shaft		30	27	53.8	94.5	605				
2004.04- 2008.07	MT	L	F	Estate Engine Z19DTH	221032	Drive Shaft		30	27	53.8	94.5	605					
2.0 16V Turbo (129 kW)	2000.01- 2008.10		L/R	F	Saloon Engine Z20NET	221032	Drive Shaft		30	27	53.8	94.5	605				
	2000.01- 2008.10	MT		F	Saloon Engine Z20NET	817051	Outer Joint		30	26	53.8	94.5	65.5	M			
	2003.10- 2008.07	MT	R	F	Estate Engine Z20NET	221032	Drive Shaft		30	27	53.8	94.5	605				
	2003.10- 2008.07	MT		F	Estate Engine Z20NET	817051	Outer Joint		30	26	53.8	94.5	65.5	M			
	2003.10- 2008.07	MT	L	F	Estate Engine Z20NET	221032	Drive Shaft		30	27	53.8	94.5	605				
2.0 DTi 16V (74 kW)	2002.04- 2008.10	MT		F	Saloon Engine Y20DTH	817007	Outer Joint		30	25	52.5	105	62	O			
	2003.10- 2008.07	MT		F	Estate Engine Y20DTH	817007	Outer Joint		30	25	52.5	105	62	O			
2.2 16V (108 kW)	2002.01- 2008.10	5MT		F	Saloon Engine Z22SE	817007	Outer Joint		30	25	52.5	105	62	O			
2.2 Direct (114 kW)	2002.01- 2008.10			F	Saloon Engine Z22YH	817007	Outer Joint		30	25	52.5	105	62	O			
	2003.10- 2008.07			F	Estate Engine Z22YH	817007	Outer Joint		30	25	52.5	105	62	O			





	 YEAR	TRANSM	L/R	F/R	REMARKS	GSP Ref.	 PRODUCT	 ABS	Technical Specifications							
									A	B	C	H	L	P		
VAUXHALL VECTRA II (C)																
2.2 DTi 16V (92 kW)	2002.04- 2008.10	MT	L/R	F	Saloon Engine Y22DTR	221032	Drive Shaft		30	27	53.8	94.5	605			
	2002.04- 2008.10	MT		F	Saloon Engine Y22DTR	817051	Outer Joint		30	26	53.8	94.5	65.5	M		
	2003.10- 2008.07		L/R	F	Estate Engine Y22DTR	221032	Drive Shaft		30	27	53.8	94.5	605			
	2003.10- 2008.07	MT		F	Estate Engine Y22DTR	817051	Outer Joint		30	26	53.8	94.5	65.5	M		
2.8 V6 Turbo (169 kW)	2005.08- 2008.07			F	Estate Engine Z28NEL	821030	Outer Joint		30	28	55.4	96	65	M		
2.8 V6 Turbo (188 kW)	2006.08- 2008.07			F	Estate Engine Z28NET	821030	Outer Joint		30	28	55.4	96	65	M		
3.0 V6 CDTi (130 kW)	2003.06- 2005.08		L/R	F	Saloon Engine Y30DT	221032	Drive Shaft		30	27	53.8	94.5	605			
	2003.06- 2005.08	MT		F	Saloon Engine Y30DT	817051	Outer Joint		30	26	53.8	94.5	65.5	M		
	2003.10- 2005.08		L/R	F	Estate Engine Y30DT	221032	Drive Shaft		30	27	53.8	94.5	605			
	2003.10- 2005.08	MT		F	Estate Engine Y30DT	817051	Outer Joint		30	26	53.8	94.5	65.5	M		
3.2 V6 (155 kW)	2003.06- 2008.07	MT	L/R	F	Saloon Engine Z32SE	221032	Drive Shaft		30	27	53.8	94.5	605			
	2003.06- 2008.07	MT		F	Saloon Engine Z32SE	817051	Outer Joint		30	26	53.8	94.5	65.5	M		
	2003.10- 2005.08	MT	L/R	F	Estate Engine Z32SE	221032	Drive Shaft		30	27	53.8	94.5	605			
	2003.10- 2005.08	MT		F	Estate Engine Z32SE	817051	Outer Joint		30	26	53.8	94.5	65.5	M		
VECTRA II (C) GTS																
1.6 (77 kW)	2006.01- 2008.07			F	Hatchback Engine Z16XEP	817007	Outer Joint		30	25	52.5	105	62	O		
1.6 16V (74 kW)	2004.06- 2008.07			F	Hatchback Engine Z16XE	817007	Outer Joint		30	25	52.5	105	62	O		
1.8 (103 kW)	2006.01- 2008.07			F	Hatchback Engine Z18XER	817007	Outer Joint		30	25	52.5	105	62	O		
1.8 16V (90 kW)	2002.08- 2008.07			F	Hatchback Engine Z18XE	817007	Outer Joint		30	25	52.5	105	62	O		
1.8 16V Dualfuel (90 kW)	2002.08- 2008.07			F	Hatchback Engine Z18XE	817007	Outer Joint		30	25	52.5	105	62	O		
1.9 CDTi (74 kW)	2005.10- 2008.07	MT	R	F	Hatchback Engine Z19DTL	221032	Drive Shaft		30	27	53.8	94.5	605			
	2005.10- 2008.07	MT/AT		F	Hatchback Engine Z19DTL	817051	Outer Joint		30	26	53.8	94.5	65.5	M		
	2005.10- 2008.07	MT	L	F	Hatchback Engine Z19DTL	221032	Drive Shaft		30	27	53.8	94.5	605			
1.9 CDTi (88 kW)	2002.08- 2008.07	MT	R	F	Hatchback Engine Z19DT	221032	Drive Shaft		30	27	53.8	94.5	605			
	2002.08- 2008.07	MT		F	Hatchback Engine Z19DT	817051	Outer Joint		30	26	53.8	94.5	65.5	M		
	2002.08- 2008.07	MT	L	F	Hatchback Engine Z19DT	221032	Drive Shaft		30	27	53.8	94.5	605			
1.9 CDTi 16V (110 kW)	2004.04- 2008.07	Semi-AT	L/R	F	Hatchback Engine Z19DTH	244080	Drive Shaft		30	27	53.8	94.5	591			
	2004.04- 2008.07	MT	R	F	Hatchback Engine Z19DTH	221032	Drive Shaft		30	27	53.8	94.5	605			
	2004.04- 2008.07	MT/AT		F	Hatchback Engine Z19DTH	817051	Outer Joint		30	26	53.8	94.5	65.5	M		
	2004.04- 2008.07	MT	L	F	Hatchback Engine Z19DTH	221032	Drive Shaft		30	27	53.8	94.5	605			
2.0 16V Turbo (129 kW)	2003.03- 2008.07	MT	L/R	F	Hatchback Engine Z20NET	221032	Drive Shaft		30	27	53.8	94.5	605			
	2003.03- 2008.07	MT		F	Hatchback Engine Z20NET	817051	Outer Joint		30	26	53.8	94.5	65.5	M		
2.0 DTi 16V (74 kW)	2002.08- 2008.07	MT		F	Hatchback Engine Y20DTH	817007	Outer Joint		30	25	52.5	105	62	O		
2.2 16V (108 kW)	2002.08- 2008.07	5MT		F	Hatchback Engine Z22SE	817007	Outer Joint		30	25	52.5	105	62	O		
2.2 Direct (114 kW)	2003.10- 2005.08			F	Hatchback Engine Z22YH	817007	Outer Joint		30	25	52.5	105	62	O		
2.2 DTi 16V (92 kW)	2002.08- 2008.07	MT	L/R	F	Hatchback Engine Y22DTR	221032	Drive Shaft		30	27	53.8	94.5	605			
	2002.08- 2008.07	MT		F	Hatchback Engine Y22DTR	817051	Outer Joint		30	26	53.8	94.5	65.5	M		
2.8 V6 Turbo (169 kW)	2005.08- 2008.07			F	Hatchback Engine Z28NEL	821030	Outer Joint		30	28	55.4	96	65	M		
2.8 V6 Turbo (188 kW)	2005.08- 2008.07			F	Hatchback Engine Z28NET	821030	Outer Joint		30	28	55.4	96	65	M		
3.0 V6 CDTi (130 kW)	2003.06- 2005.08		L/R	F	Hatchback Engine Y30DT	221032	Drive Shaft		30	27	53.8	94.5	605			
	2003.06- 2005.08	MT		F	Hatchback Engine Y30DT	817051	Outer Joint		30	26	53.8	94.5	65.5	M		
3.2 V6 (155 kW)	2002.08- 2008.07	MT	L/R	F	Hatchback Engine Z32SE	221032	Drive Shaft		30	27	53.8	94.5	605			
	2002.08- 2008.07	MT		F	Hatchback Engine Z32SE	817051	Outer Joint		30	26	53.8	94.5	65.5	M		
VIVARO (E7)																
2.5 CDTi (107 kW)	2006.08-			R	Platform/Chassis Engine G9U630	218301	Drive Shaft		27	39	56.6	94	1045			
	2006.08-			R	Platform/Chassis Engine G9U730	218301	Drive Shaft		27	39	56.6	94	1045			
VIVARO (F7)																
1.9 Di (59 kW)	2001.08- 2006.12		L	F	Box Engine F9Q762	244003	Drive Shaft		27	37.1	56.5	93.5	676			
	2001.08- 2006.12		R	F	Box Engine F9Q762	244013	Drive Shaft		27	39	56.5	93.5	1020			
	2001.08- 2006.12			F	Box Engine F9Q762	818105	Outer Joint		27	26	56.5	93.5	64	M		
1.9 DTi (74 kW)	2001.08- 2006.12		L	F	Box Engine F9Q760	244003	Drive Shaft		27	37.1	56.5	93.5	676			
	2001.08- 2006.12		R	F	Box Engine F9Q760	244013	Drive Shaft		27	39	56.5	93.5	1020			
	2001.08- 2006.12			F	Box Engine F9Q760	818105	Outer Joint		27	26	56.5	93.5	64	M		
2.0 16V (88 kW)	2001.08- 2006.12		L	F	Box Engine F4R720	244003	Drive Shaft		27	37.1	56.5	93.5	676			
	2001.08- 2006.12		R	F	Box Engine F4R720	244013	Drive Shaft		27	39	56.5	93.5	1020			
	2001.08- 2006.12			F	Box Engine F4R720	818105	Outer Joint		27	26	56.5	93.5	64	M		
2.5 CDTi (107 kW)	2006.08-			R	Box Engine G9U630	218301	Drive Shaft		27	39	56.6	94	1045			
2.5 DTi (99 kW)	2004.04-			F	Box Engine G9U730/G9U630	818105	Outer Joint		27	26	56.5	93.5	64	M		
VIVARO (J7)																
1.9 Di (59 kW)	2001.08- 2006.12		L	F	Bus Engine F9Q762	244003	Drive Shaft		27	37.1	56.5	93.5	676			
	2001.08- 2006.12		R	F	Bus Engine F9Q762	244013	Drive Shaft		27	39	56.5	93.5	1020			





	 YEAR	TRANSM	L/R	F/R	REMARKS	GSP Ref.	 PRODUCT	 ABS	Technical Specifications							
									A	B	C	H	L	P		
VAUXHALL VIVARO (J7)																
1.9 Di (59 kW)	2001.08- 2006.12			F	Bus Engine F9Q762	818105	Outer Joint		27	26	56.5	93.5	64	M		
1.9 DTi (74 kW)	2001.08- 2006.12		L	F	Bus Engine F9Q760	244003	Drive Shaft		27	37.1	56.5	93.5	676			
	2001.08- 2006.12		R	F	Bus Engine F9Q760	244013	Drive Shaft		27	39	56.5	93.5	1020			
2.0 16V (88 kW)	2001.08- 2006.12			F	Bus Engine F9Q760	818105	Outer Joint		27	26	56.5	93.5	64	M		
	2001.08- 2006.12		L	F	Bus Engine F4R720	244003	Drive Shaft		27	37.1	56.5	93.5	676			
	2001.08- 2006.12		R	F	Bus Engine F4R720	244013	Drive Shaft		27	39	56.5	93.5	1020			
2.5 CDTi (107 kW)	2006.01-			F	Bus Engine F4R720	818105	Outer Joint		27	26	56.5	93.5	64	M		
2.5 DTi (99 kW)	2004.04-			R	Bus Engine G9U630	218301	Drive Shaft		27	39	56.6	94	1045			
2.5 DTi (99 kW)	2004.04-			F	Bus Engine G9U730/G9U630	818105	Outer Joint		27	26	56.5	93.5	64	M		
ZAFIRA I (A) (F75)																
1.6 16V (74 kW)	1999.04- 2005.08	MT/AT		F	MPV Engine X16XEL/Z16XE	844006	Outer Joint	29T	33	25	52	103.5	61	O		
	1999.04- 2005.08	5MT		F	MPV Engine X16XEL/Z16XE	844049	Outer Joint		33	25	52	109	61	O		
1.8 16V (85 kW)	1999.05- 2000.08	MT/AT		F	MPV Engine X18XE1	844006	Outer Joint	29T	33	25	52	103.5	61	O		
	1999.05- 2000.08	5MT		F	MPV Engine X18XE1	844049	Outer Joint		33	25	52	109	61	O		
1.8 16V (92 kW)	2000.09- 2005.08			F	MPV Engine Z18XE	844049	Outer Joint		33	25	52	109	61	O		
2.0 Di 16V (60 kW)	1999.10- 2005.08	MT/AT		F	MPV Engine X20DTL	844006	Outer Joint	29T	33	25	52	103.5	61	O		
	1999.10- 2005.08	MT	L	F	MPV Engine X20DTL	244044	Drive Shaft		33	34	52	103.5	595			
	1999.10- 2005.08	5MT		F	MPV Engine X20DTL	844049	Outer Joint		33	25	52	109	61	O		
2.0 DTi 16V (74 kW)	1999.04- 2005.08	MT/AT		F	MPV Engine Y20DTH	844006	Outer Joint	29T	33	25	52	103.5	61	O		
	1999.04- 2005.08	MT	L	F	MPV Engine Y20DTH	244044	Drive Shaft		33	34	52	103.5	595			
	1999.04- 2005.08			F	MPV Engine Y20DTH	844049	Outer Joint		33	25	52	109	61	O		
2.2 16V (108 kW)	1998.11- 2004.08	MT	L	F	MPV Engine Z22SE	244044	Drive Shaft		33	34	52	103.5	595			
	1998.11- 2004.08	5MT		F	MPV Engine Z22SE	844049	Outer Joint		33	25	52	109	61	O		
ZAFIRA II (B) (M75)																
1.6 (77 kW)	2005.07-	MT	L	F	MPV Engine Z16XEP	244028	Drive Shaft		33	22	53	95	590			
	2005.07-	MT	R	F	MPV Engine Z16XEP	244030	Drive Shaft		33	22	53	95	952			
	2005.07-	MT		F	MPV Engine Z16XEP	844003	Outer Joint		33	22	53	95	54.5	M		
1.9 CDTi (110 kW)	2005.07-	MT	L	F	MPV Engine Z19DTH	221071	Drive Shaft		30	25	53.8	94.5	576			
	2005.07-	MT	R	F	MPV Engine Z19DTH	221062	Drive Shaft		30	34	53.8	94.5	595			
1.9 CDTi (74 kW)	2005.07-	MT	R	F	MPV Engine Z19DTL	221056	Drive Shaft		33	34	52.5	94	595			
	2005.07-	MT	R	F	MPV Engine Z19DTL	221062	Drive Shaft		30	34	53.8	94.5	595			
1.9 CDTi (88 kW)	2005.07-	MT	R	F	MPV Engine Z19DT	221056	Drive Shaft		33	34	52.5	94	595			
	2005.07-			F	MPV Engine Z19DT	844027	Outer Joint		33	26	52.5	94	65.5	M		
2.0 (176 kW)	2006.01-		R	F	MPV Engine Z20LEH	221062	Drive Shaft		30	34	53.8	94.5	595			
VAUXHALL LCV ASTRA III VAN																
1.4	1991.11- 1998.10	MT	L	F		260010	Drive Shaft		22	22	52.2	97	587			
ASTRA IV VAN																
1.6	1998.10-	MT	R	F		260014	Drive Shaft		33	22	52	108	964			
1.7 TD	1998.10- 2000.02	MT	R	F		260014	Drive Shaft		33	22	52	108	964			
ASTRAMAX																
1.4 i/1.6	1991.10- 1994.02	MT	L	F		260010	Drive Shaft		22	22	52.2	97	587			
COMBO I																
1.4/1.7 TD	1993.10- 2001.09	MT	L	F		260007	Drive Shaft		22	22	52	97	563			
CORSA I VAN																
1.4/1.7 D	1994.02- 2001.02	MT	L	F		260007	Drive Shaft		22	22	52	97	563			
CORSA VAN II																
1.2	2001.03-					860001	Outer Joint		22	28	52	97.5	54.5	O		
VOLKSWAGEN 1500,1600																
-	1964- 1973		L/R			261031	Drive Shaft					32	416.5			
1500,1600 (31)																
1.5 (33 kW)	1968.07- 1973.07			R	Hatchback Engine K	603008	Inner Joint			33		32				
1.6 (37 kW)	1964.07- 1973.07			R	Saloon Engine P	603008	Inner Joint			33		32				
1500,1600 VARIANT (36)																
1.5 S (40 kW)	1963.08- 1965.07			R	Estate	603008	Inner Joint			33		32				
411,412																
1.7 (50 kW)	1968.07- 1973.08			R	Hatchback Engine V/Z	603008	Inner Joint			33		32				
1.7 (59 kW)	1969.09- 1973.08			R	Hatchback Engine W	603008	Inner Joint			33		32				
1.8 (55 kW)	1973.07- 1975.03			R	Hatchback Engine AT	603008	Inner Joint			33		32				





	 YEAR	TRANSM	L/R	F/R	REMARKS	GSP Ref.	 PRODUCT	 ABS	Technical Specifications									
									A	B	C	H	L	P				
VOLKSWAGEN																		
411,412																		
1.8 (63 kW)	1973.07- 1975.03			R	Hatchback Engine AN	603008	Inner Joint			33		32						
412 VARIANT																		
1.8 E,LE (55 kW)	1973.07- 1975.03			R	Estate Engine AT	603008	Inner Joint			33		32						
1.8 E,LE (63 kW)	1973.07- 1975.03			R	Estate Engine AN	603008	Inner Joint			33		32						
AMAROK																		
-	2012-					261173	Drive Shaft		28		64.8	44.5	465.96					
APOLLO																		
1.8	1990.01- 1992.11	MT				818044	Outer Joint		23	30	55	91.5	54.5	I				
BEETLE																		
1.6 (35 kW)	1971.07- 1974.07			R	SpecialDesign Engine AE/AH/AK	603008	Inner Joint			33		32						
BEETLE (15)																		
1.6 (35 kW)	1970.08- 1974.07			R	Convertible Engine AE/AH/AK	603008	Inner Joint			33		32						
BORA (1J2)																		
1.4 16V (55 kW)	2000.03- 2005.05		R	F	Saloon Engine AHW/AKQ/APE/AXP/BCA	203046	Drive Shaft		36		53	78.5	822					
	2000.03- 2005.05		L	F	Saloon Engine AHW/AKQ/APE/AXP/BCA	261045	Drive Shaft		36		53	78.5	555					
	2000.03- 2005.05	MT		F	Saloon Engine AHW/AKQ/APE/AXP/BCA	803033	Outer Joint		36	30	53	78.5	51	I				
	2000.03- 2005.05			F	Saloon Engine AHW/AKQ/APE/AXP/BCA	603008	Inner Joint			33		32						
1.6 (74 kW)	1998.10- 2005.05	MT	L	F	Saloon Engine AEH/AKL/APF	261045	Drive Shaft		36		53	78.5	555					
	1998.10- 2005.05	MT		F	Saloon Engine AEH/AKL/APF	803033	Outer Joint		36	30	53	78.5	51	I				
	1998.10- 2005.05	MT	R	F	Saloon Engine AEH/AKL/APF	203046	Drive Shaft		36		53	78.5	822					
	1998.10- 2005.05	MT/AT		F	Saloon Engine AEH/AKL/APF	661006	Inner Joint			30		57.6						
	1998.10- 2005.05			F	Saloon Engine AEH/AKL/APF	603008	Inner Joint			33		32						
1.6 (75 kW)	2000.08- 2005.05	MT	L	F	Saloon Engine AVU/BFQ	261045	Drive Shaft		36		53	78.5	555					
	2000.08- 2005.05	MT	R	F	Saloon Engine AVU/BFQ	203046	Drive Shaft		36		53	78.5	822					
	2000.08- 2005.05	MT/AT		F	Saloon Engine AVU/BFQ	661006	Inner Joint			30		57.6						
	2000.08- 2005.05	4AT		F	Saloon Engine AVU/BFQ	603008	Inner Joint			33		32						
1.6 16V (77 kW)	2000.05- 2005.05			F	Saloon Engine ATN/AUS/AZD/BCB	803036	Outer Joint		36	30	53.2	77.5	61	I				
1.8 (92 kW)	1998.10- 2005.05			F	Saloon Engine AGN/BAF	803036	Outer Joint		36	30	53.2	77.5	61	I				
	1998.10- 2005.05	MT		F	Saloon Engine AGN/BAF	653002	Inner Joint			33		34						
1.8 4motion (92 kW)	1999.02- 2005.05				All-wheel Drive Saloon Engine AGN	803036	Outer Joint		36	30	53.2	77.5	61	I				
	1999.02- 2005.05	MT			All-wheel Drive Saloon Engine AGN	653002	Inner Joint			33		34						
	1999.02- 2005.05			F/R	All-wheel Drive Saloon Engine AGN	603011	Inner Joint			33		34						
1.8 T (110 kW)	2000.05- 2005.05			F	Saloon Engine AGU/ARX/AUM/BAE	803036	Outer Joint		36	30	53.2	77.5	61	I				
	2000.05- 2005.05	MT/AT		F	Saloon Engine AGU/ARX/AUM/BAE	661006	Inner Joint			30		57.6						
1.8 T (132 kW)	2002.03- 2005.05		R	F	Saloon Engine AUQ	261121	Drive Shaft		36		53	77.5	806					
	2002.03- 2005.05	MT		F	Saloon Engine AUQ	803035	Outer Joint		36	27	53	77.5	65	I				
1.9 SDi (50 kW)	1998.10- 2005.05		R	F	Saloon Engine AGP/AQM	203046	Drive Shaft		36		53	78.5	822					
	1998.10- 2005.05		L	F	Saloon Engine AGP/AQM	261045	Drive Shaft		36		53	78.5	555					
	1998.10- 2005.05	MT		F	Saloon Engine AGP/AQM	803033	Outer Joint		36	30	53	78.5	51	I				
1.9 TDi (110 kW)	2000.05- 2005.05		L	F	Saloon Engine ARL	261123	Drive Shaft		36		53	77.5	520					
	2000.05- 2005.05	MT		F	Saloon Engine ARL	653002	Inner Joint			33		34						
	2000.05- 2005.05		R	F	Saloon Engine ARL	261121	Drive Shaft		36		53	77.5	806					
	2000.05- 2005.05	MT		F	Saloon Engine ARL	803035	Outer Joint		36	27	53	77.5	65	I				
1.9 TDi (66 kW)	1998.10- 2001.06			F	Saloon Engine AGR/ALH	803036	Outer Joint		36	30	53.2	77.5	61	I				
	1998.10- 2001.06	MT	L	F	Saloon Engine AGR/ALH	203006	Drive Shaft		36		53.2	77.5	557					
	1998.10- 2001.06	MT		F	Saloon Engine AGR/ALH	603009	Inner Joint			33		34						
	1998.10- 2001.06	MT	R	F	Saloon Engine AGR/ALH	203004	Drive Shaft		36		53.2	77.5	822					
	1998.10- 2001.06	MT/AT		F	Saloon Engine AGR/ALH	661006	Inner Joint			30		57.6						
1.9 TDi (74 kW)	2000.09- 2005.05	MT/AT		F	Saloon Engine ATD/AXR	803036	Outer Joint		36	30	53.2	77.5	61	I				
	2000.09- 2005.05	MT	L	F	Saloon Engine ATD/AXR	203006	Drive Shaft		36		53.2	77.5	557					
	2000.09- 2005.05	MT		F	Saloon Engine ATD/AXR	603011	Inner Joint			33		34						
	2000.09- 2005.05	MT	R	F	Saloon Engine ATD/AXR	203004	Drive Shaft		36		53.2	77.5	822					
	2000.09- 2005.05	AT		F	Saloon Engine ATD/AXR	803035	Outer Joint		36	27	53	77.5	65	I				
	2000.09- 2005.05	MT/AT		F	Saloon Engine ATD/AXR	661006	Inner Joint			30		57.6						
1.9 TDi (81 kW)	1998.10- 2001.06	AT		F	Saloon Engine AHF/ASV	803036	Outer Joint		36	30	53.2	77.5	61	I				
	1998.10- 2001.06	MT	L	F	Saloon Engine AHF/ASV	203006	Drive Shaft		36		53.2	77.5	557					
	1998.10- 2001.06	MT		F	Saloon Engine AHF/ASV	603009	Inner Joint			33		34						
	1998.10- 2001.06	MT	R	F	Saloon Engine AHF/ASV	203004	Drive Shaft		36		53.2	77.5	822					
	1998.10- 2001.06	MT/AT		F	Saloon Engine AHF/ASV	661006	Inner Joint			30		57.6						
1.9 TDi (85 kW)	1998.12- 2002.01	MT	L	F	Saloon Engine AJM/AUY	261123	Drive Shaft		36		53	77.5	520					
	1998.12- 2002.01	MT		F	Saloon Engine AJM/AUY	653002	Inner Joint			33		34						





	 YEAR	TRANSM	L/R	F/R	REMARKS	GSP Ref.	 PRODUCT	 ABS	Technical Specifications									
									A	B	C	H	L	P				
VOLKSWAGEN BORA (1J2)																		
1.9 TDi (85 kW)	1998.12- 2002.01	MT	R	F	Saloon Engine AJM/AUY	261121	Drive Shaft		36		53	77.5	806					
	1998.12- 2002.01	MT		F	Saloon Engine AJM/AUY	803035	Outer Joint		36	27	53	77.5	65	I				
1.9 TDi (96 kW)	2000.11- 2005.05	4AT		F	Saloon Engine ASZ	803036	Outer Joint		36	30	53.2	77.5	61	I				
	2000.11- 2005.05		L	F	Saloon Engine ASZ	261123	Drive Shaft		36		53	77.5	520					
	2000.11- 2005.05	MT		F	Saloon Engine ASZ	653002	Inner Joint			33		34						
	2000.11- 2005.05		R	F	Saloon Engine ASZ	261121	Drive Shaft		36		53	77.5	806					
	2000.11- 2005.05	MT/AT		F	Saloon Engine ASZ	803035	Outer Joint		36	27	53	77.5	65	I				
1.9 TDi 4motion (110 kW)	2000.05- 2005.05		L	F	All-wheel Drive Saloon Engine ARL	261123	Drive Shaft		36		53	77.5	520					
	2000.05- 2005.05	MT			All-wheel Drive Saloon Engine ARL	653002	Inner Joint			33		34						
	2000.05- 2005.05			R	All-wheel Drive Saloon Engine ARL	603011	Inner Joint			33		34						
	2000.05- 2005.05			R	All-wheel Drive Saloon Engine ARL	261121	Drive Shaft		36		53	77.5	806					
	2000.05- 2005.05	MT		F	All-wheel Drive Saloon Engine ARL	803035	Outer Joint		36	27	53	77.5	65	I				
1.9 TDi 4motion (66 kW)	1999.02- 2001.06				All-wheel Drive Saloon Engine AGR	803036	Outer Joint		36	30	53.2	77.5	61	I				
	1999.02- 2001.06			F/R	All-wheel Drive Saloon Engine AGR	603011	Inner Joint			33		34						
	1999.02- 2001.06	MT/AT		F	All-wheel Drive Saloon Engine AGR	661006	Inner Joint			30		57.6						
1.9 TDi 4motion (74 kW)	2000.09- 2005.05	MT/AT			All-wheel Drive Saloon Engine ATD	803036	Outer Joint		36	30	53.2	77.5	61	I				
	2000.09- 2005.05	MT			All-wheel Drive Saloon Engine ATD	653002	Inner Joint			33		34						
	2000.09- 2005.05	MT	L	F	All-wheel Drive Saloon Engine ATD	203006	Drive Shaft		36		53.2	77.5	557					
	2000.09- 2005.05			R	All-wheel Drive Saloon Engine ATD	603011	Inner Joint			33		34						
	2000.09- 2005.05	MT	R	F	All-wheel Drive Saloon Engine ATD	203004	Drive Shaft		36		53.2	77.5	822					
	2000.09- 2005.05	MT		F	All-wheel Drive Saloon Engine ATD	803035	Outer Joint		36	27	53	77.5	65	I				
	2000.09- 2005.05	MT/AT		F	All-wheel Drive Saloon Engine ATD	661006	Inner Joint			30		57.6						
1.9 TDi 4motion (85 kW)	1999.02- 2001.06		L	F	All-wheel Drive Saloon Engine AJM/AUY	261123	Drive Shaft		36		53	77.5	520					
	1999.02- 2001.06	MT			All-wheel Drive Saloon Engine AJM/AUY	653002	Inner Joint			33		34						
	1999.02- 2001.06			R	All-wheel Drive Saloon Engine AJM/AUY	603011	Inner Joint			33		34						
	1999.02- 2001.06	MT		F	All-wheel Drive Saloon Engine AJM/AUY	803035	Outer Joint		36	27	53	77.5	65	I				
1.9 TDi 4motion (96 kW)	2000.11- 2005.05	AT			All-wheel Drive Saloon Engine ASZ	803036	Outer Joint		36	30	53.2	77.5	61	I				
	2000.11- 2005.05		L	F	All-wheel Drive Saloon Engine ASZ	261123	Drive Shaft		36		53	77.5	520					
	2000.11- 2005.05	MT			All-wheel Drive Saloon Engine ASZ	653002	Inner Joint			33		34						
	2000.11- 2005.05			R	All-wheel Drive Saloon Engine ASZ	603011	Inner Joint			33		34						
	2000.11- 2005.05		R		All-wheel Drive Saloon Engine ASZ	261121	Drive Shaft		36		53	77.5	806					
2.0 (85 kW)	1998.10- 2005.05			F	Saloon Engine APK/AQY/AZG/AZH/AZJ/BBW	803036	Outer Joint		36	30	53.2	77.5	61	I				
	1998.10- 2005.05	MT		F	Saloon Engine APK/AQY/AZG/AZH/AZJ/BBW	603011	Inner Joint			33		34						
	1998.10- 2005.05	MT	R	F	Saloon Engine APK/AQY/AZG/AZH/AZJ/BBW	203004	Drive Shaft		36		53.2	77.5	822					
	1998.10- 2005.05	MT/AT		F	Saloon Engine APK/AQY/AZG/AZH/AZJ/BBW	661006	Inner Joint			30		57.6						
	2000.04- 2005.05				All-wheel Drive Saloon Engine AZH/AZJ	803036	Outer Joint		36	30	53.2	77.5	61	I				
2.0 4motion (85 kW)	2000.04- 2005.05	MT			All-wheel Drive Saloon Engine AZH/AZJ	653002	Inner Joint			33		34						
	2000.04- 2005.05			F/R	All-wheel Drive Saloon Engine AZH/AZJ	603011	Inner Joint			33		34						
	2000.04- 2005.05	MT/AT		F	All-wheel Drive Saloon Engine AZH/AZJ	661006	Inner Joint			30		57.6						
	2000.04- 2005.05			F	All-wheel Drive Saloon Engine AZH/AZJ	261123	Drive Shaft		36		53	77.5	806					
2.3 V5 (110 kW)	1998.10- 2000.10			F	Saloon Engine AGZ	803036	Outer Joint		36	30	53.2	77.5	61	I				
	1998.10- 2000.10	MT		F	Saloon Engine AGZ	653002	Inner Joint			33		34						
	1998.10- 2000.10	MT/AT		F	Saloon Engine AGZ	661006	Inner Joint			30		57.6						
2.3 V5 (125 kW)	2000.10- 2005.05	MT		F	Saloon Engine AQN	653002	Inner Joint			33		34						
	2000.10- 2005.05	MT		F	Saloon Engine AQN	803035	Outer Joint		36	27	53	77.5	65	I				
	2000.10- 2005.05	MT/AT		F	Saloon Engine AQN	661006	Inner Joint			30		57.6						
2.3 V5 4motion (110 kW)	1998.12- 2000.10				All-wheel Drive Saloon Engine AGZ	803036	Outer Joint		36	30	53.2	77.5	61	I				
	1998.12- 2000.10		L	F	All-wheel Drive Saloon Engine AGZ	261123	Drive Shaft		36		53	77.5	520					
	1998.12- 2000.10	MT			All-wheel Drive Saloon Engine AGZ	653002	Inner Joint			33		34						
	1998.12- 2000.10			R	All-wheel Drive Saloon Engine AGZ	603011	Inner Joint			33		34						
	1998.12- 2000.10	MT		F	All-wheel Drive Saloon Engine AGZ	803035	Outer Joint		36	27	53	77.5	65	I				
2.3 V5 4motion (125 kW)	1998.12- 2000.10	MT/AT		F	All-wheel Drive Saloon Engine AGZ	661006	Inner Joint			30		57.6						
	2000.10- 2005.05		L	F	All-wheel Drive Saloon Engine AQN	261123	Drive Shaft		36		53	77.5	520					
	2000.10- 2005.05	MT			All-wheel Drive Saloon Engine AQN	653002	Inner Joint			33		34						
	2000.10- 2005.05			R	All-wheel Drive Saloon Engine AQN	603011	Inner Joint			33		34						
	2000.10- 2005.05	MT		F	All-wheel Drive Saloon Engine AQN	803035	Outer Joint		36	27	53	77.5	65	I				
2.8 V6 4motion (150 kW)	1999.03- 2005.05	6MT	L	F	All-wheel Drive Saloon Engine AQP/AUE/BDE	261123	Drive Shaft		36		53	77.5	520					
	1999.03- 2005.05	MT			All-wheel Drive Saloon Engine AQP/AUE/BDE	653002	Inner Joint			33		34						
	1999.03- 2005.05	6MT		R	All-wheel Drive Saloon Engine AQP/AUE/BDE	603011	Inner Joint			33		34						
	1999.03- 2005.05	MT		F	All-wheel Drive Saloon Engine AQP/AUE/BDE	803035	Outer Joint		36	27	53	77.5	65	I				
	1999.03- 2005.05			F	All-wheel Drive Saloon Engine AQP/AUE/BDE	261123	Drive Shaft		36		53	77.5	520					





	 YEAR	TRANSM	L/R	F/R	REMARKS	GSP Ref.	 PRODUCT	 ABS	Technical Specifications									
									A	B	C	H	L	P				
VOLKSWAGEN BORA (1J6)																		
1.4 16V (55 kW)	2001.09- 2005.05			R	F	Estate Engine AHW/AXP/BCA	203046	Drive Shaft		36		53	78.5	822				
	2001.09- 2005.05			L	F	Estate Engine AHW/AXP/BCA	261045	Drive Shaft		36		53	78.5	555				
	2001.09- 2005.05	MT			F	Estate Engine AHW/AXP/BCA	803033	Outer Joint		36	30	53	78.5	51	I			
	2001.09- 2005.05				F	Estate Engine AHW/AXP/BCA	603008	Inner Joint			33		32					
1.6 (74 kW)	1999.05- 2005.05	MT		L	F	Estate Engine AEH/APF	261045	Drive Shaft		36		53	78.5	555				
	1999.05- 2005.05	MT			F	Estate Engine AEH/APF	803033	Outer Joint		36	30	53	78.5	51	I			
	1999.05- 2005.05	MT		R	F	Estate Engine AEH/APF	203046	Drive Shaft		36		53	78.5	822				
	1999.05- 2005.05	MT/AT			F	Estate Engine AEH/APF	661006	Inner Joint			30		57.6					
	1999.05- 2005.05				F	Estate Engine AEH/APF	603008	Inner Joint			33		32					
1.6 (75 kW)	2000.08- 2005.05	MT		L	F	Estate Engine AVU/BFQ	261045	Drive Shaft		36		53	78.5	555				
	2000.08- 2005.05	MT		R	F	Estate Engine AVU/BFQ	203046	Drive Shaft		36		53	78.5	822				
	2000.08- 2005.05	MT/AT			F	Estate Engine AVU/BFQ	661006	Inner Joint			30		57.6					
	2000.08- 2005.05	4AT			F	Estate Engine AVU/BFQ	603008	Inner Joint			33		32					
1.6 16V (77 kW)	2000.02- 2005.05				F	Estate Engine ATN/AUS/AZD/BCB	803036	Outer Joint		36	30	53.2	77.5	61	I			
1.8 4motion (92 kW)	1999.05- 2005.05					All-wheel Drive Estate Engine AGN	803036	Outer Joint		36	30	53.2	77.5	61	I			
	1999.05- 2005.05	MT				All-wheel Drive Estate Engine AGN	653002	Inner Joint			33		34					
	1999.05- 2005.05				F/R	All-wheel Drive Estate Engine AGN	603011	Inner Joint			33		34					
1.8 T (110 kW)	2000.05- 2005.05				F	Estate Engine AGU/ARX/AUM	803036	Outer Joint		36	30	53.2	77.5	61	I			
	2000.05- 2005.05	MT/AT				Estate Engine AGU/ARX/AUM	661006	Inner Joint			30		57.6					
1.8 T (132 kW)	2002.05- 2005.05			L	F	Estate Engine AUQ	261123	Drive Shaft		36		53	77.5	520				
	2002.05- 2005.05			R	F	Estate Engine AUQ	261121	Drive Shaft		36		53	77.5	806				
	2002.05- 2005.05	MT			F	Estate Engine AUQ	803035	Outer Joint		36	27	53	77.5	65	I			
1.9 TDi (110 kW)	2001.05- 2005.05			L	F	Estate Engine ARL	261123	Drive Shaft		36		53	77.5	520				
	2001.05- 2005.05	MT			F	Estate Engine ARL	653002	Inner Joint			33		34					
	2001.05- 2005.05			R	F	Estate Engine ARL	261121	Drive Shaft		36		53	77.5	806				
	2001.05- 2005.05	MT			F	Estate Engine ARL	803035	Outer Joint		36	27	53	77.5	65	I			
1.9 TDi (66 kW)	2004.07- 2005.05				F	Estate Engine AGR	803036	Outer Joint		36	30	53.2	77.5	61	I			
	2004.07- 2005.05	MT		L	F	Estate Engine AGR	203006	Drive Shaft		36		53.2	77.5	557				
	2004.07- 2005.05	MT			F	Estate Engine AGR	603009	Inner Joint			33		34					
	2004.07- 2005.05	MT		R	F	Estate Engine AGR	203004	Drive Shaft		36		53.2	77.5	822				
	2004.07- 2005.05	MT/AT			F	Estate Engine AGR	661006	Inner Joint			30		57.6					
1.9 TDi (74 kW)	2000.09- 2005.05	MT/AT			F	Estate Engine ATD/AXR	803036	Outer Joint		36	30	53.2	77.5	61	I			
	2000.09- 2005.05	MT		L	F	Estate Engine ATD/AXR	203006	Drive Shaft		36		53.2	77.5	557				
	2000.09- 2005.05	MT			F	Estate Engine ATD/AXR	603011	Inner Joint			33		34					
	2000.09- 2005.05	MT		R	F	Estate Engine ATD/AXR	203004	Drive Shaft		36		53.2	77.5	822				
	2000.09- 2005.05	AT			F	Estate Engine ATD/AXR	803035	Outer Joint		36	27	53	77.5	65	I			
	2000.09- 2005.05	MT/AT			F	Estate Engine ATD/AXR	661006	Inner Joint			30		57.6					
1.9 TDi (81 kW)	1999.05- 2001.06				F	Estate Engine AHF/ASV	803036	Outer Joint		36	30	53.2	77.5	61	I			
	1999.05- 2001.06	MT		L	F	Estate Engine AHF/ASV	203006	Drive Shaft		36		53.2	77.5	557				
	1999.05- 2001.06	MT			F	Estate Engine AHF/ASV	603009	Inner Joint			33		34					
	1999.05- 2001.06	MT		R	F	Estate Engine AHF/ASV	203004	Drive Shaft		36		53.2	77.5	822				
	1999.05- 2001.06	MT/AT			F	Estate Engine AHF/ASV	661006	Inner Joint			30		57.6					
1.9 TDi (85 kW)	1999.05- 2001.06	MT		L	F	Estate Engine AJM/AUY	261123	Drive Shaft		36		53	77.5	520				
	1999.05- 2001.06	MT			F	Estate Engine AJM/AUY	653002	Inner Joint			33		34					
	1999.05- 2001.06	MT		R	F	Estate Engine AJM/AUY	261121	Drive Shaft		36		53	77.5	806				
	1999.05- 2001.06	MT			F	Estate Engine AJM/AUY	803035	Outer Joint		36	27	53	77.5	65	I			
1.9 TDi (96 kW)	2000.11- 2005.05	4AT			F	Estate Engine ASZ	803036	Outer Joint		36	30	53.2	77.5	61	I			
	2000.11- 2005.05			L	F	Estate Engine ASZ	261123	Drive Shaft		36		53	77.5	520				
	2000.11- 2005.05	MT			F	Estate Engine ASZ	653002	Inner Joint			33		34					
	2000.11- 2005.05			R	F	Estate Engine ASZ	261121	Drive Shaft		36		53	77.5	806				
	2000.11- 2005.05	MT/AT			F	Estate Engine ASZ	803035	Outer Joint		36	27	53	77.5	65	I			
1.9 TDi 4motion (110 kW)	2001.05- 2005.05			L	F	All-wheel Drive Estate Engine ARL	261123	Drive Shaft		36		53	77.5	520				
	2001.05- 2005.05	MT				All-wheel Drive Estate Engine ARL	653002	Inner Joint			33		34					
	2001.05- 2005.05			R		All-wheel Drive Estate Engine ARL	261121	Drive Shaft		36		53	77.5	806				
	2001.05- 2005.05			R		All-wheel Drive Estate Engine ARL	603011	Inner Joint			33		34					
	2001.05- 2005.05	MT			F	All-wheel Drive Estate Engine ARL	803035	Outer Joint		36	27	53	77.5	65	I			
1.9 TDi 4motion (74 kW)	2000.09- 2005.05	MT/AT				All-wheel Drive Estate Engine ATD	803036	Outer Joint		36	30	53.2	77.5	61	I			
	2000.09- 2005.05	MT		L	F	All-wheel Drive Estate Engine ATD	203006	Drive Shaft		36		53.2	77.5	557				
	2000.09- 2005.05	MT				All-wheel Drive Estate Engine ATD	653002	Inner Joint			33		34					
	2000.09- 2005.05			R		All-wheel Drive Estate Engine ATD	603011	Inner Joint			33		34					
	2000.09- 2005.05	MT		R	F	All-wheel Drive Estate Engine ATD	203004	Drive Shaft		36		53.2	77.5	822				
	2000.09- 2005.05	MT			F	All-wheel Drive Estate Engine ATD	803035	Outer Joint		36	27	53	77.5	65	I			





	 YEAR	TRANSM	L/R	F/R	REMARKS	GSP Ref.	 PRODUCT	 ABS	Technical Specifications							
									A	B	C	H	L	P		
VOLKSWAGEN BORA (1J6)																
1.9 TDi 4motion (74 kW)	2000.09- 2005.05	MT/AT		F	All-wheel Drive Estate Engine ATD	661006	Inner Joint			30		57.6				
1.9 TDi 4motion (85 kW)	1999.05- 2001.06	6MT	L	F	All-wheel Drive Estate Engine AJM/AUY	261123	Drive Shaft		36		53	77.5	520			
	1999.05- 2001.06	MT			All-wheel Drive Estate Engine AJM/AUY	653002	Inner Joint			33		34				
	1999.05- 2001.06	6MT		R	All-wheel Drive Estate Engine AJM/AUY	603011	Inner Joint			33		34				
	1999.05- 2001.06	MT		F	All-wheel Drive Estate Engine AJM/AUY	803035	Outer Joint		36	27	53	77.5	65	I		
1.9 TDi 4motion (96 kW)	2000.11- 2005.05	AT			All-wheel Drive Estate Engine ASZ	803036	Outer Joint		36	30	53.2	77.5	61	I		
	2000.11- 2005.05		L	F	All-wheel Drive Estate Engine ASZ	261123	Drive Shaft		36		53	77.5	520			
	2000.11- 2005.05	MT			All-wheel Drive Estate Engine ASZ	653002	Inner Joint			33		34				
	2000.11- 2005.05			R	All-wheel Drive Estate Engine ASZ	261121	Drive Shaft		36		53	77.5	806			
	2000.11- 2005.05			R	All-wheel Drive Estate Engine ASZ	603011	Inner Joint			33		34				
	2000.11- 2005.05	MT		F	All-wheel Drive Estate Engine ASZ	803035	Outer Joint		36	27	53	77.5	65	I		
2.0 (85 kW)	1999.05- 2005.05			F	Estate Engine APK/AQY/AZH/AZJ	803036	Outer Joint		36	30	53.2	77.5	61	I		
	1999.05- 2005.05	MT		F	Estate Engine APK/AQY/AZH/AZJ	603011	Inner Joint			33		34				
	1999.05- 2005.05	MT	R	F	Estate Engine APK/AQY/AZH/AZJ	203004	Drive Shaft		36		53.2	77.5	822			
	1999.05- 2005.05	MT/AT		F	Estate Engine APK/AQY/AZH/AZJ	661006	Inner Joint			30		57.6				
2.0 4motion (85 kW)	2000.04- 2005.05				All-wheel Drive Estate Engine AZH/AZJ	803036	Outer Joint		36	30	53.2	77.5	61	I		
	2000.04- 2005.05	MT			All-wheel Drive Estate Engine AZH/AZJ	653002	Inner Joint			33		34				
	2000.04- 2005.05			F/R	All-wheel Drive Estate Engine AZH/AZJ	603011	Inner Joint			33		34				
	2000.04- 2005.05	MT/AT		F	All-wheel Drive Estate Engine AZH/AZJ	661006	Inner Joint			30		57.6				
2.3 V5 (110 kW)	1999.05- 2000.10			F	Estate Engine AGZ	803036	Outer Joint		36	30	53.2	77.5	61	I		
	1999.05- 2000.10	MT		F	Estate Engine AGZ	653002	Inner Joint			33		34				
	1999.05- 2000.10	MT/AT		F	Estate Engine AGZ	661006	Inner Joint			30		57.6				
2.3 V5 (125 kW)	2000.10- 2005.05	MT		F	Estate Engine AQN	653002	Inner Joint			33		34				
	2000.10- 2005.05	MT		F	Estate Engine AQN	803035	Outer Joint		36	27	53	77.5	65	I		
	2000.10- 2005.05	MT/AT		F	Estate Engine AQN	661006	Inner Joint			30		57.6				
2.3 V5 4motion (110 kW)	1999.05- 2000.10				All-wheel Drive Estate Engine AGZ	803036	Outer Joint		36	30	53.2	77.5	61	I		
	1999.05- 2000.10		L	F	All-wheel Drive Estate Engine AGZ	261123	Drive Shaft		36		53	77.5	520			
	1999.05- 2000.10	MT			All-wheel Drive Estate Engine AGZ	653002	Inner Joint			33		34				
	1999.05- 2000.10			R	All-wheel Drive Estate Engine AGZ	603011	Inner Joint			33		34				
	1999.05- 2000.10	MT		F	All-wheel Drive Estate Engine AGZ	803035	Outer Joint		36	27	53	77.5	65	I		
	1999.05- 2000.10	MT/AT		F	All-wheel Drive Estate Engine AGZ	661006	Inner Joint			30		57.6				
2.3 V5 4motion (125 kW)	2000.10- 2005.05		L	F	All-wheel Drive Estate Engine AQN	261123	Drive Shaft		36		53	77.5	520			
	2000.10- 2005.05	MT			All-wheel Drive Estate Engine AQN	653002	Inner Joint			33		34				
	2000.10- 2005.05			R	All-wheel Drive Estate Engine AQN	603011	Inner Joint			33		34				
	2000.10- 2005.05	MT		F	All-wheel Drive Estate Engine AQN	803035	Outer Joint		36	27	53	77.5	65	I		
	2000.10- 2005.05	MT/AT		F	All-wheel Drive Estate Engine AQN	661006	Inner Joint			30		57.6				
2.8 V6 4motion (150 kW)	1999.05- 2005.05	6MT	L	F	All-wheel Drive Estate Engine AQP/AUE/BDE	261123	Drive Shaft		36		53	77.5	520			
	1999.05- 2005.05	MT			All-wheel Drive Estate Engine AQP/AUE/BDE	653002	Inner Joint			33		34				
	1999.05- 2005.05	6MT		R	All-wheel Drive Estate Engine AQP/AUE/BDE	603011	Inner Joint			33		34				
	1999.05- 2005.05	MT		F	All-wheel Drive Estate Engine AQP/AUE/BDE	803035	Outer Joint		36	27	53	77.5	65	I		
CADDY (14)																
1.5 (51 kW)	1982.08- 1983.07			F	Pickup Engine JB	603008	Inner Joint			33		32				
	1982.08- 1983.07	MT		F	Pickup Engine JB	861013	Outer Joint		22	30	50	77.5	51	I		
	1982.08- 1983.07	MT		F	Pickup Engine JB	603004	Inner Joint			33		32				
1.6 (55 kW)	1983.01- 1992.07			F	Pickup Engine EW	603008	Inner Joint			33		32				
	1983.01- 1992.07	MT		F	Pickup Engine EW	861013	Outer Joint		22	30	50	77.5	51	I		
	1983.01- 1992.07	MT		F	Pickup Engine EW	603004	Inner Joint			33		32				
1.6 D (40 kW)	1982.08- 1992.07			F	Pickup Engine JK/ME	603008	Inner Joint			33		32				
	1982.08- 1992.07	MT		F	Pickup Engine JK/ME	861013	Outer Joint		22	30	50	77.5	51	I		
	1982.08- 1992.07	MT		F	Pickup Engine JK/ME	603004	Inner Joint			33		32				
1.8 (70 kW)	1985.08- 1992.07			F	Pickup Engine JH	603008	Inner Joint			33		32				
	1985.08- 1992.07	MT		F	Pickup Engine JH	861013	Outer Joint		22	30	50	77.5	51	I		
	1985.08- 1992.07	MT		F	Pickup Engine JH	603004	Inner Joint			33		32				
CADDY II (9K9A)																
1.4 (44 kW)	1995.11- 2004.01	MT	L	F	Box Engine AEX/APQ/AUD	253004	Drive Shaft		22		50	78.5	562			
	1995.11- 2004.01	MT		F	Box Engine AEX/APQ/AUD	853008	Outer Joint		22	30	53	78.5	51	I		
	1995.11- 2004.01	MT		F	Box Engine AEX/APQ/AUD	653001	Inner Joint			33		32				
1.6 (55 kW)	1995.11- 2000.09	MT	L	F	Box Engine AEE	253004	Drive Shaft		22		50	78.5	562			
	1995.11- 2000.09	MT		F	Box Engine AEE	853008	Outer Joint		22	30	53	78.5	51	I		
	1995.11- 1997.05			F	Box Engine 1F	817052	Outer Joint		22	21	51.2	79.5	54	M		
	1995.11- 2000.09	MT	L	F	Box Engine AEE	253003	Drive Shaft		22		53	78.5	539.5			
	1995.11- 2000.09	MT		F	Box Engine AEE	653001	Inner Joint			33		32				





	 YEAR	TRANSM	L/R	F/R	REMARKS	GSP Ref.	 PRODUCT	 ABS	Technical Specifications						
									A	B	C	H	L	P	
VOLKSWAGEN CADDY II (9K9A)															
1.6 (55 kW)	1995.11- 2000.09	MT	R	F	Box Engine AEE	253005	Drive Shaft		22		53	78.5	760		
1.9 D (47 kW)	1995.11- 2004.01	MT		F	Box Engine 1Y	853008	Outer Joint		22	30	53	78.5	51	I	
	1995.11- 2004.01	MT	L	F	Box Engine 1Y	253003	Drive Shaft		22		53	78.5	539.5		
	1995.11- 2004.01	MT	R	F	Box Engine 1Y	253005	Drive Shaft		22		53	78.5	760		
	1995.11- 2004.01	MT		F	Box Engine 1Y	603004	Inner Joint			33		32			
1.9 SDi (47 kW)	1995.11- 2004.01	MT		F	Box Engine AEY/AYQ	853008	Outer Joint		22	30	53	78.5	51	I	
	1995.11- 2004.01	MT	L	F	Box Engine AEY/AYQ	253003	Drive Shaft		22		53	78.5	539.5		
	1995.11- 2004.01	MT	R	F	Box Engine AEY/AYQ	253005	Drive Shaft		22		53	78.5	760		
	1995.11- 2004.01	MT		F	Box Engine AEY/AYQ	603004	Inner Joint			33		32			
1.9 TDi (66 kW)	1996.09- 2004.01			F	Box Engine 1Z/AHU/ALH	853007	Outer Joint		22	30	53.2	78	61	I	
	1996.09- 2004.01	MT		F	Box Engine 1Z/AHU/ALH	861018	Outer Joint		22	30	53	78.5	61	I	
	1996.09- 2004.01	MT		F	Box Engine 1Z/AHU/ALH	603011	Inner Joint			33		34			
	1996.09- 2004.01	MT	R	F	Box Engine 1Z/AHU/ALH	253002	Drive Shaft		22		53.2	78	769		
CADDY II (9K9B)															
1.9 SDi (47 kW)	1995.11- 2004.01	MT		F	Estate Engine AEY/AYQ	853008	Outer Joint		22	30	53	78.5	51	I	
	1995.11- 2004.01	MT	L	F	Estate Engine AEY/AYQ	253003	Drive Shaft		22		53	78.5	539.5		
	1995.11- 2004.01	MT	R	F	Estate Engine AEY/AYQ	253005	Drive Shaft		22		53	78.5	760		
1.9 TDi (66 kW)	1996.10- 2004.01			F	Estate Engine AHU/ALE/ALH	853007	Outer Joint		22	30	53.2	78	61	I	
	1996.10- 2004.01	MT		F	Estate Engine AHU/ALE/ALH	653002	Inner Joint			33		34			
	1996.10- 2004.01		L	F	Estate Engine AHU/ALE/ALH	253001	Drive Shaft		22		53	78.5	535		
CADDY II (9U7)															
1.6 (55 kW)	1996.06- 2000.12	MT	R	F	Pickup Engine AEE	254002	Drive Shaft		22	22	45	82	861		
	1996.06- 2000.12	MT	L	F	Pickup Engine AEE	254001	Drive Shaft		22	22	45	82	599		
	1996.06- 2000.12	MT		F	Pickup Engine AEE	854001	Outer Joint		22	22	45	82	53.5	I	
	1996.06- 2000.12	MT		F	Pickup Engine AEE	654003	Inner Joint		22	30	40	60.2	94.5		
1.9 D (47 kW)	1996.06- 2000.12	MT	R	F	Pickup Engine AEF	254002	Drive Shaft		22	22	45	82	861		
	1996.06- 2000.12	MT	L	F	Pickup Engine AEF	254001	Drive Shaft		22	22	45	82	599		
	1996.06- 2000.12	MT		F	Pickup Engine AEF	854001	Outer Joint		22	22	45	82	53.5	I	
	1996.06- 2000.12	MT		F	Pickup Engine AEF	654003	Inner Joint		22	30	40	60.2	94.5		
CADDY III (2KA, 2KH, 2CA, 2CH)															
1.2 TSi (63 kW)	2010.09-			F	Box Engine CBZA	803002	Outer Joint		36	27	59.5	40	66	I	
1.2 TSi (77 kW)	2010.09-			F	Box Engine CBZB	803002	Outer Joint		36	27	59.5	40	66	I	
1.4 (55 kW)	2004.03- 2006.05	5MT		F	Box Engine BCA	603011	Inner Joint			33		34			
1.4 16V (59 kW)	2006.05- 2010.08			F	Box Engine BUD	603011	Inner Joint			33		34			
	2006.05- 2010.08			F	Box Engine BUD	803037	Outer Joint		36	30	59.5	40.5	55	I	
1.6 (75 kW)	2004.04-			F	Box Engine BGU/BSE/BSF	803002	Outer Joint		36	27	59.5	40	66	I	
	2004.04-	6AT		F	Box Engine BGU/BSE/BSF	661011	Inner Joint		26	32	31	68.5	85		
	2004.04-		R	F	Box Engine BGU/BSE/BSF	261113	Drive Shaft		36		59.5	40	814		
	2004.04-	MT		F	Box Engine BGU/BSE/BSF	653002	Inner Joint			33		34			
	2004.04-	5MT		F	Box Engine BGU/BSE/BSF	603011	Inner Joint			33		34			
	2004.04-	6AT	L	F	Box Engine BGU/BSE/BSF	261093	Drive Shaft		36	26	59.5	40.5	587.5		
	2004.04-	6AT	R	F	Box Engine BGU/BSE/BSF	261094	Drive Shaft		36	26	59.5	40.5	884		
2004.04-			F	Box Engine BGU/BSE/BSF	803037	Outer Joint		36	30	59.5	40.5	55	I		
1.6 BiFuel (75 kW)	2011.05-		R	F	Box Engine CHGA	261113	Drive Shaft		36		59.5	40	814		
1.6 TDi (55 kW)	2010.08-			F	Box Engine CAYE	803002	Outer Joint		36	27	59.5	40	66	I	
1.6 TDi (75 kW)	2010.08-			F	Box Engine CAYD	803002	Outer Joint		36	27	59.5	40	66	I	
1.9 TDi (55 kW)	2005.09- 2010.08	5MT		F	Box Engine BSU	803002	Outer Joint		36	27	59.5	40	66	I	
	2005.09- 2010.08	MT		F	Box Engine BSU	653002	Inner Joint			33		34			
1.9 TDi (77 kW)	2004.04- 2010.08	5MT/6AT		F	Box Engine BJB/BLS	803002	Outer Joint		36	27	59.5	40	66	I	
	2004.04- 2010.08	AT	L	F	Box Engine BJB/BLS	254013	Drive Shaft		36		59.5	40	479.5		
	2004.04- 2010.08	6AT		F	Box Engine BJB/BLS	654004	Inner Joint			34		85			
	2004.04- 2010.08	MT		F	Box Engine BJB/BLS	653002	Inner Joint			33		34			
	2004.04- 2010.08	AT	R	F	Box Engine BJB/BLS	254011	Drive Shaft		36		59.5	40	755		
1.9 TDi 4motion (77 kW)	2008.11- 2010.08		R		All-wheel Drive Box Engine BLS	203266	Drive Shaft		36		59.5	40	601		
	2008.11- 2010.08		L		All-wheel Drive Box Engine BLS	203295	Drive Shaft		36		59.5	40	491		
2.0 EcoFuel (80 kW)	2006.04-		R	F	Box Engine BSX	261113	Drive Shaft		36		59.5	40	814		
	2006.04-			F	Box Engine BSX	603011	Inner Joint			33		34			
	2006.04-			F	Box Engine BSX	803037	Outer Joint		36	30	59.5	40.5	55	I	
2.0 SDi (51 kW)	2004.03- 2010.08			F	Box Engine BDJ/BST	803002	Outer Joint		36	27	59.5	40	66	I	
	2004.03- 2010.08		R	F	Box Engine BDJ/BST	261042	Drive Shaft		36		59.5	40.5	814		
	2004.03- 2010.08	MT		F	Box Engine BDJ/BST	653002	Inner Joint			33		34			
	2004.03- 2010.08	5MT		F	Box Engine BDJ/BST	603011	Inner Joint			33		34			





	 YEAR	TRANSM	L/R	F/R	REMARKS	GSP Ref.	 PRODUCT	 ABS	Technical Specifications								
									A	B	C	H	L	P			
VOLKSWAGEN																	
CADDY III (2KA, 2KH, 2CA, 2CH)																	
2.0 SDi (51 kW)	2004.03- 2010.08			F	Box Engine BDJ/BST	803037	Outer Joint		36	30	59.5	40.5	55	I			
2.0 TDi (103 kW)	2007.09- 2010.08			F	Box Engine BMM	803037	Outer Joint		36	30	59.5	40.5	55	I			
2.0 TDi 16V (103 kW)	2010.11-	6AT	R	F	Box Engine CFHC/CLCB	254011	Drive Shaft		36		59.5	40	755				
	2010.11-			F	Box Engine CFHC/CLCB	803037	Outer Joint		36	30	59.5	40.5	55	I			
	2010.11-	6AT		F	Box Engine CFHC/CLCB	861045	Outer Joint		36	27	59.5	40	65	M			
2.0 TDi 4motion (81 kW)	2010.08-			F	All-wheel Drive Box Engine CFHF	803002	Outer Joint		36	27	59.5	40	66	I			
	2010.08-		R		All-wheel Drive Box Engine CFHF	203266	Drive Shaft		36		59.5	40	601				
	2010.08-		L		All-wheel Drive Box Engine CFHF	203295	Drive Shaft		36		59.5	40	491				
CADDY III (2KB, 2KJ, 2CB, 2CJ)																	
1.2 TSi (63 kW)	2010.09-			F	Estate Engine CBZA	803002	Outer Joint		36	27	59.5	40	66	I			
	2010.09-	MT		F	Estate Engine CBZA	653002	Inner Joint			33		34					
1.2 TSi (77 kW)	2010.09-			F	Estate Engine CBZB	803002	Outer Joint		36	27	59.5	40	66	I			
1.4 (55 kW)	2004.03- 2006.05	5MT		F	Estate Engine BCA	603011	Inner Joint			33		34					
1.4 16V (59 kW)	2006.05- 2010.08			F	Estate Engine BUD	603011	Inner Joint			33		34					
	2006.05- 2010.08			F	Estate Engine BUD	803037	Outer Joint		36	30	59.5	40.5	55	I			
1.6 (75 kW)	2004.04-	6AT		F	Estate Engine BGU/BSE/BSF	661011	Inner Joint		26	32	31	68.5	85				
	2004.04-			F	Estate Engine BGU/BSE/BSF	803002	Outer Joint		36	27	59.5	40	66	I			
	2004.04-		R	F	Estate Engine BGU/BSE/BSF	261113	Drive Shaft		36		59.5	40	814				
	2004.04-	MT		F	Estate Engine BGU/BSE/BSF	653002	Inner Joint			33		34					
	2004.04-	6AT	L	F	Estate Engine BGU/BSE/BSF	261093	Drive Shaft		36	26	59.5	40.5	587.5				
	2004.04-	5MT		F	Estate Engine BGU/BSE/BSF	603011	Inner Joint			33		34					
	2004.04-	6AT	R	F	Estate Engine BGU/BSE/BSF	261094	Drive Shaft		36	26	59.5	40.5	884				
	2004.04-			F	Estate Engine BGU/BSE/BSF	803037	Outer Joint		36	30	59.5	40.5	55	I			
1.6 BiFuel (75 kW)	2011.05-		R	F	Estate Engine CHGA	261113	Drive Shaft		36		59.5	40	814				
1.6 TDi (55 kW)	2010.08-			F	Estate Engine CAYE	803002	Outer Joint		36	27	59.5	40	66	I			
1.6 TDi (75 kW)	2010.08-			F	Estate Engine CAYD	803002	Outer Joint		36	27	59.5	40	66	I			
1.9 TDi (55 kW)	2005.09- 2010.08	5MT		F	Estate Engine BSU	803002	Outer Joint		36	27	59.5	40	66	I			
	2005.09- 2010.08	MT		F	Estate Engine BSU	653002	Inner Joint			33		34					
1.9 TDi (77 kW)	2004.04- 2010.08	5MT/6AT		F	Estate Engine BJB/BLS	803002	Outer Joint		36	27	59.5	40	66	I			
	2004.04- 2010.08	AT	L	F	Estate Engine BJB/BLS	254013	Drive Shaft		36		59.5	40	479.5				
	2004.04- 2010.08	6AT		F	Estate Engine BJB/BLS	654004	Inner Joint			34		85					
	2004.04- 2010.08	MT		F	Estate Engine BJB/BLS	653002	Inner Joint			33		34					
	2004.04- 2010.08	AT	R	F	Estate Engine BJB/BLS	254011	Drive Shaft		36		59.5	40	755				
1.9 TDi 4motion (77 kW)	2008.05- 2010.08			F	All-wheel Drive Estate Engine BLS	803002	Outer Joint		36	27	59.5	40	66	I			
	2008.05- 2010.08	6AT			All-wheel Drive Estate Engine BLS	654004	Inner Joint			34		85					
	2008.05- 2010.08	MT	R		All-wheel Drive Estate Engine BLS	203266	Drive Shaft		36		59.5	40	601				
	2008.05- 2010.08	MT			All-wheel Drive Estate Engine BLS	653002	Inner Joint			33		34					
2.0 EcoFuel (80 kW)	2006.04-		R	F	Estate Engine BSX	261113	Drive Shaft		36		59.5	40	814				
	2006.04-			F	Estate Engine BSX	603011	Inner Joint			33		34					
	2006.04-			F	Estate Engine BSX	803037	Outer Joint		36	30	59.5	40.5	55	I			
2.0 SDi (51 kW)	2004.03- 2010.08		R	F	Estate Engine BDJ/BST	261042	Drive Shaft		36		59.5	40.5	814				
	2004.03- 2010.08	MT		F	Estate Engine BDJ/BST	653002	Inner Joint			33		34					
	2004.03- 2010.08	5MT		F	Estate Engine BDJ/BST	603011	Inner Joint			33		34					
	2004.03- 2010.08			F	Estate Engine BDJ/BST	803037	Outer Joint		36	30	59.5	40.5	55	I			
2.0 TDi (103 kW)	2007.09- 2010.08			F	Estate Engine BMM	803037	Outer Joint		36	30	59.5	40.5	55	I			
2.0 TDi 16V (103 kW)	2010.11-	6AT	R	F	Estate Engine CFHC/CLCB	254011	Drive Shaft		36		59.5	40	755				
	2010.11-			F	Estate Engine CFHC/CLCB	803037	Outer Joint		36	30	59.5	40.5	55	I			
	2010.11-	6AT		F	Estate Engine CFHC/CLCB	861045	Outer Joint		36	27	59.5	40	65	M			
2.0 TDi 4motion (81 kW)	2010.08-			F	All-wheel Drive Estate Engine CFHF	803002	Outer Joint		36	27	59.5	40	66	I			
	2010.08-		R		All-wheel Drive Estate Engine CFHF	203266	Drive Shaft		36		59.5	40	601				
	2010.08-		L		All-wheel Drive Estate Engine CFHF	203295	Drive Shaft		36		59.5	40	491				
CC (358)																	
2.0 TDi (100 kW)	2011.11-	MT	R	F	Coupe Engine CFFA	203313	Drive Shaft		36		59.5	40	792				
	2011.11-	AT	L	F	Coupe Engine CFFA	254013	Drive Shaft		36		59.5	40	479.5				
	2011.11-	MT	L	F	Coupe Engine CFFA	203295	Drive Shaft		36		59.5	40	491				
	2011.11-	AT	R	F	Coupe Engine CFFA	254011	Drive Shaft		36		59.5	40	755				
2.0 TDi (103 kW)	2011.11-	MT	R	F	Coupe Engine CFFB	203313	Drive Shaft		36		59.5	40	792				
	2011.11-	AT	L	F	Coupe Engine CFFB	254013	Drive Shaft		36		59.5	40	479.5				
	2011.11-	MT	L	F	Coupe Engine CFFB	203295	Drive Shaft		36		59.5	40	491				
	2011.11-	AT	R	F	Coupe Engine CFFB	254011	Drive Shaft		36		59.5	40	755				





	 YEAR	TRANSM	L/R	F/R	REMARKS	GSP Ref.	 PRODUCT	 ABS	Technical Specifications								
									A	B	C	H	L	P			
VOLKSWAGEN CC (358)																	
2.0 TDi 4motion (103 kW)	2011.11-			R	All-wheel Drive Coupe Engine CFFB	203266	Drive Shaft		36	59.5	40	601					
	2011.11-			L	All-wheel Drive Coupe Engine CFFB	203295	Drive Shaft		36	59.5	40	491					
2.0 TDi 4motion (125 kW)	2011.11-			L	All-wheel Drive Coupe Engine CFGB	254013	Drive Shaft		36	59.5	40	479.5					
CORRADO (531)																	
1.8 16V (100 kW)	1989.04- 1992.07	MT/AT		F	Coupe Engine KR	853007	Outer Joint		22	30	53.2	78	61	I			
	1989.04- 1992.07	MT		F	Coupe Engine KR	603011	Inner Joint			33		34					
	1989.04- 1992.07	MT	L	F	Coupe Engine KR	253001	Drive Shaft		22		53	78.5	535				
1.8 G60 (118 kW)	1988.09- 1993.09	MT/AT		F	Coupe Engine PG	853007	Outer Joint		22	30	53.2	78	61	I			
	1988.09- 1993.09	MT/AT		F	Coupe Engine PG	603011	Inner Joint			33		34					
	1988.09- 1993.09	MT/AT	L	F	Coupe Engine PG	253001	Drive Shaft		22		53	78.5	535				
2.0 i (85 kW)	1993.04- 1995.12	MT/AT		F	Coupe Engine 2E/ADY	853007	Outer Joint		22	30	53.2	78	61	I			
	1993.04- 1995.12	MT		F	Coupe Engine 2E/ADY	603006	Inner Joint			33		34					
	1993.04- 1995.12	MT/AT		F	Coupe Engine 2E/ADY	603011	Inner Joint			33		34					
2.0 i 16V (100 kW)	1991.08- 1995.12	MT/AT		F	Coupe Engine 9A	853007	Outer Joint		22	30	53.2	78	61	I			
	1991.08- 1995.12	MT/AT		F	Coupe Engine 9A	603011	Inner Joint			33		34					
	1991.08- 1995.12	MT/AT	L	F	Coupe Engine 9A	253001	Drive Shaft		22		53	78.5	535				
2.9 VR6 (140 kW)	1991.08- 1995.12	MT/AT		F	Coupe Engine ABV	803036	Outer Joint		36	30	53.2	77.5	61	I			
	1991.08- 1995.12	MT/AT		F	Coupe Engine ABV	603011	Inner Joint			33		34					
CRAFTER 30-35 (2E_)																	
2.5 TDi (65 kW)	2006.04- 2011.07			R	Bus Engine BJJ/CEBA	861009	Outer Joint		38	27	63	102	66	M			
CRAFTER 30-50 (2E_)																	
2.5 TDi (65 kW)	2006.04- 2011.07			R	Box Engine BJJ/CEBA	861009	Outer Joint		38	27	63	102	66	M			
CRAFTER 30-50 (2F_)																	
2.5 TDi (65 kW)	2006.04- 2011.07			R	Platform/Chassis Engine BJJ/CEBA	861009	Outer Joint		38	27	63	102	66	M			
CROSS FOX																	
1.6 8V	2005.01- 2011.12				EA111	854003	Outer Joint		36	30	52	75	56	I			
	2005.01- 2011.06	MT			EA111	861037	Outer Joint		22	30	51	78	61	I			
DERBY (86)																	
0.9 (29 kW)	1977.02- 1981.09	MT		F	Saloon Engine HA	803022	Outer Joint		20	25	45.5	74	49	I			
1.1 (37 kW)	1977.02- 1981.09	MT		F	Saloon Engine HB	803022	Outer Joint		20	25	45.5	74	49	I			
1.3 (44 kW)	1977.02- 1981.09	MT		F	Saloon Engine HH	803022	Outer Joint		20	25	45.5	74	49	I			
DERBY (86C, 80)																	
1.0 (29 kW)	1981.10- 1984.12	MT		F	Saloon Engine GL	803022	Outer Joint		20	25	45.5	74	49	I			
1.1 (37 kW)	1981.10- 1983.07	MT		F	Saloon Engine HB	803022	Outer Joint		20	25	45.5	74	49	I			
1.3 (40 kW)	1983.08- 1984.12	MT		F	Saloon Engine HK	803022	Outer Joint		20	25	45.5	74	49	I			
1.3 (44 kW)	1981.08- 1983.07	MT		F	Saloon Engine HH	803022	Outer Joint		20	25	45.5	74	49	I			
1.3 (55 kW)	1982.09- 1984.12	MT		F	Saloon Engine GK	803022	Outer Joint		20	25	45.5	74	49	I			
	1982.09- 1984.12	MT		F	Saloon Engine GK	861002	Outer Joint		20	30	45.5	73.5	51	I			
EOS (1F7, 1F8)																	
1.4 TSi (118 kW)	2008.05-			F	Convertible Engine CAVD/CTHD	603011	Inner Joint			33		34					
1.4 TSi (90 kW)	2007.11-			F	Convertible Engine CAXA	603011	Inner Joint			33		34					
1.6 FSi (85 kW)	2006.06- 2008.05	MT		F	Convertible Engine BLF	603011	Inner Joint			33		34					
	2006.06- 2008.05			F	Convertible Engine BLF	803037	Outer Joint		36	30	59.5	40.5	55	I			
2.0 FSi (110 kW)	2006.03- 2008.05	6AT		F	Convertible Engine BVY/BVZ	661011	Inner Joint		26	32	31	68.5	85				
	2006.03- 2008.05	6AT	L	F	Convertible Engine BVY/BVZ	261093	Drive Shaft		36	26	59.5	40.5	587.5				
	2006.03- 2008.05	MT		F	Convertible Engine BVY/BVZ	603011	Inner Joint			33		34					
	2006.03- 2008.05	6AT	R	F	Convertible Engine BVY/BVZ	261094	Drive Shaft		36	26	59.5	40.5	884				
	2006.03- 2008.05			F	Convertible Engine BVY/BVZ	803037	Outer Joint		36	30	59.5	40.5	55	I			
2.0 TDi (100 kW)	2010.11-	MT	R	F	Convertible Engine CFFA	203313	Drive Shaft		36		59.5	40	792				
	2010.11-	AT	L	F	Convertible Engine CFFA	254013	Drive Shaft		36		59.5	40	479.5				
	2010.11-	AT	R	F	Convertible Engine CFFA	254011	Drive Shaft		36		59.5	40	755				
2.0 TDi (103 kW)	2006.06- 2008.05	MT	R	F	Convertible Engine BMM	203313	Drive Shaft		36		59.5	40	792				
	2006.06- 2008.05	6MT/6AT		F	Convertible Engine BMM	803002	Outer Joint		36	27	59.5	40	66	I			
	2006.06- 2008.05	AT	L	F	Convertible Engine BMM	254013	Drive Shaft		36		59.5	40	479.5				
	2006.06- 2008.05	MT	L	F	Convertible Engine BMM	203295	Drive Shaft		36		59.5	40	491				
	2006.06- 2008.05	AT	R	F	Convertible Engine BMM	254011	Drive Shaft		36		59.5	40	755				
2.0 TDi 16V (103 kW)	2008.05-	MT	R	F	Convertible Engine CBAB/CFFB	203313	Drive Shaft		36		59.5	40	792				
	2008.05-			F	Convertible Engine CBAB/CFFB	803002	Outer Joint		36	27	59.5	40	66	I			
	2008.05-	AT	L	F	Convertible Engine CBAB/CFFB	254013	Drive Shaft		36		59.5	40	479.5				
	2008.05-	AT	R	F	Convertible Engine CBAB/CFFB	254011	Drive Shaft		36		59.5	40	755				
2.0 TFSi (147 kW)	2006.03-	6MT/6AT		F	Convertible Engine BWA/CAWB/CCZA	803002	Outer Joint		36	27	59.5	40	66	I			
2.0 TSi (155 kW)	2009.11-		L	F	Convertible Engine CCZB	203295	Drive Shaft		36		59.5	40	491				





	 YEAR	TRANSM	L/R	F/R	REMARKS	GSP Ref.	 PRODUCT	 ABS	Technical Specifications								
									A	B	C	H	L	P			
VOLKSWAGEN EOS (1F7, 1F8)																	
3.2 V6 (184 kW)	2006.06- 2009.05	6AT		F	Convertible Engine BUB/CBRA	654004	Inner Joint			34		85					
	2006.06- 2009.05	6AT		F	Convertible Engine BUB/CBRA	861045	Outer Joint	36	27	59.5	40	65	M				
FOX																	
1.6 8V (EA111)	2004.01- 2011.06	MT				861037	Outer Joint		22	30	51	78	61	I			
FOX (5Z1, 5Z3)																	
1.2 (40 kW)	2005.04-	MT		F	Hatchback Engine BMD/CHFB	854002	Outer Joint	20	30	52	59.5	49.5	I				
	2005.04-		L	F	Hatchback Engine BMD/CHFB	203063	Drive Shaft	36		50.7	58.5	501					
	2005.04-			F	Hatchback Engine BMD/CHFB	854004	Outer Joint	36	30	52	75.5	47.5	I				
	2005.04-		R	F	Hatchback Engine BMD/CHFB	261063	Drive Shaft	36		50.7	58.5	751					
1.2 (44 kW)	2010.09-			F	Hatchback Engine CHFA	854004	Outer Joint	36	30	52	75.5	47.5	I				
1.4 (55 kW)	2005.04-			F	Hatchback Engine BKR	854004	Outer Joint	36	30	52	75.5	47.5	I				
1.4 TDi (51 kW)	2005.04-			F	Hatchback Engine BNM	861010	Outer Joint	36	30	52	75	54.5	I				
	2005.04-	MT	L	F	Hatchback Engine BNM	261078	Drive Shaft	36		50.7	58.5	501					
	2005.04-	MT	R	F	Hatchback Engine BNM	261223	Drive Shaft	36		52	59	757					
	2005.04-			F	Hatchback Engine BNM	803024	Outer Joint	36	30	50.75	59	54.5	I				
GACEL																	
1.6	1986.01- 1988.12	MT				618019	Inner Joint			33		32					
GOL																	
-						861014	Outer Joint	22	30	51	78	61	I				
1.0						861019	Outer Joint	22	28	51	78.7	51.5	O+M				
	1997-					861031	Outer Joint	22	28	51	78.7	51.1	M				
1.0 8V	1992.10- 1996.12	MT				618019	Inner Joint			33		32					
	1992.10- 1996.12	MT				861033	Outer Joint	22	30	51	77.5	52	I				
1.0 EA111 16V	1997.01- 2001.11	MT				699057	Inner Joint			28		32					
	1997.01- 2001.11	MT				618019	Inner Joint			33		32					
1.0 EA111 16V Power	1997.01- 2006.12	MT				699057	Inner Joint			28		32					
	1997.01- 2006.12	MT	R			261080	Drive Shaft	22		51	78.7	605					
	1997.01- 2006.12	MT	L			261079	Drive Shaft	22		51	78.7	634					
	1997.01- 2001.11	MT				618019	Inner Joint			33		32					
	1997.01- 2006.12	MT				861030	Outer Joint	22	28	51	77.5	50	M				
1.0 EA111 8V	1997.01- 2001.11	MT				699057	Inner Joint			28		32					
	1997.01- 2001.11	MT				618019	Inner Joint			33		32					
1.0 EA111 8V Power	1997.01- 2006.12	MT	R			261080	Drive Shaft	22		51	78.7	605					
	1997.01- 2006.12	MT				699057	Inner Joint			28		32					
	1997.01- 2006.12	MT	L			261079	Drive Shaft	22		51	78.7	634					
	1997.01- 2001.11	MT				618019	Inner Joint			33		32					
	1997.01- 2006.12	MT				861030	Outer Joint	22	28	51	77.5	50	M				
1.0 Mi 8V/16V/Power 16V	1997- 2001.11		L			261117	Drive Shaft	22		51	78.7	634					
	1997- 2001.11		R			261118	Drive Shaft	22		51	78.7	605					
1.0 Turbo	2000.01- 2006.12	MT				653002	Inner Joint			33		34					
	2000.01- 2006.12	MT				861028	Outer Joint	22	30	51	78	61	I				
1.3 8V	1980.05- 1986.08	MT				618019	Inner Joint			33		32					
1.6 8V	1982.11- 1986.12	MT				618019	Inner Joint			33		32					
	1986.01- 1994.10	MT				618019	Inner Joint			33		32					
1.6 8V AE	1989.11- 1994.10	MT				618019	Inner Joint			33		32					
2.0 16V	1995.01- 2006.12	MT				861034	Outer Joint	33	30	64	33.5	61	I				
	1995.01- 2006.12	MT				861023	Outer Joint	43T	33	30	64	33.5	61	I			
2.0 8V	1994.10- 1995.12	MT				899134	Outer Joint	43T	22	30	51	78	61	I			
	1994.10- 1995.12	MT				861028	Outer Joint		22	30	51	78	61	I			
	1995.01- 2006.12	MT				899134	Outer Joint	43T	22	30	51	78	61	I			
	1996.01- 2006.12	MT				861028	Outer Joint	22	30	51	78	61	I				
GOL G IV																	
1.0 8V (EA111)	2005.01- 2006.12	MT	R			261080	Drive Shaft	22		51	78.7	605					
	2005.01- 2006.12	MT				699057	Inner Joint			28		32					
	2005.01- 2006.12	MT	L			261079	Drive Shaft	22		51	78.7	634					
	2005.01- 2006.12	MT				861030	Outer Joint	22	28	51	77.5	50	M				
GOL MI																	
1.0 8/16V	1997.01- 2006.12	MT	R			261080	Drive Shaft	22		51	78.7	605					
	1997.01- 2001.11	MT				699057	Inner Joint			28		32					
	1997.01- 2006.12	MT				699057	Inner Joint			28		32					
	1997.01- 2006.12	MT	L			261079	Drive Shaft	22		51	78.7	634					





	 YEAR	TRANSM	L/R	F/R	REMARKS	GSP Ref.	 PRODUCT	 ABS	Technical Specifications								
									A	B	C	H	L	P			
VOLKSWAGEN																	
GOL MI																	
1.0 8/16V	1997.01- 2001.11	MT				618019	Inner Joint			33		32					
	1997.01- 2006.12	MT				861030	Outer Joint	22	28	51	77.5	50	M				
GOLF																	
1.6 8V	1999.01- 2005.12	MT/AT				653002	Inner Joint			33		34					
	1999.01- 2005.12	MT/AT				803070	Outer Joint	36	30	53	78	60	I				
1.8 8V	1994.01- 1998.12	MT/AT				661022	Inner Joint			33		34					
	1994.01- 1998.12	MT/AT				861018	Outer Joint	22	30	53	78.5	61	I				
1.9	1999.01- 2005.12	MT/AT				653002	Inner Joint			33		34					
2.0 8V	1994.01- 1998.12	AT				661022	Inner Joint			33		34					
	1994.01- 1998.12	MT				661022	Inner Joint			33		34					
	1994.01- 1998.12	AT				861018	Outer Joint	22	30	53	78.5	61	I				
	1999.01- 2005.12	MT/AT				653002	Inner Joint			33		34					
	1999.01- 2005.12	MT/AT				803070	Outer Joint	36	30	53	78	60	I				
GOLF (155)																	
1.5 (51 kW)	1979.01- 1983.11	MT		F	Convertible Engine JB	861001	Outer Joint	22	30	50	77.5	51	O				
	1979.01- 1983.11			F	Convertible Engine JB	603008	Inner Joint			33		32					
	1979.01- 1983.11	MT		F	Convertible Engine JB	861013	Outer Joint	22	30	50	77.5	51	I				
	1979.01- 1983.11	MT		F	Convertible Engine JB	603004	Inner Joint			33		32					
	1979.01- 1983.11			F	Convertible Engine JB	853006	Outer Joint	22	30	50	78.5	52	I				
1.6 (53 kW)	1986.04- 1990.02	MT&AT		F	Convertible Engine RE	853008	Outer Joint	22	30	53	78.5	51	I				
	1986.04- 1990.02	MT&AT	L	F	Convertible Engine RE	253003	Drive Shaft	22		53	78.5	539.5					
	1986.04- 1990.02			F	Convertible Engine RE	853007	Outer Joint	22	30	53.2	78	61	I				
	1986.04- 1990.02	MT/AT		F	Convertible Engine RE	603008	Inner Joint			33		32					
	1986.04- 1990.02	MT		F	Convertible Engine RE	603011	Inner Joint			33		34					
	1986.04- 1990.02	MT&AT	R	F	Convertible Engine RE	261054	Drive Shaft	22		53	78.5	749					
	1986.04- 1990.02	MT	L	F	Convertible Engine RE	253001	Drive Shaft	22		53	78.5	535					
	1986.04- 1990.02	MT&AT		F	Convertible Engine RE	603004	Inner Joint			33		32					
	1986.04- 1990.02	MT	R	F	Convertible Engine RE	261006	Drive Shaft	22		53.2	78	747					
1.6 (55 kW)	1983.08- 1992.04	MT		F	Convertible Engine EW/HN	853008	Outer Joint	22	30	53	78.5	51	I				
	1983.08- 1992.04	MT&AT	L	F	Convertible Engine EW/HN	253003	Drive Shaft	22		53	78.5	539.5					
	1983.08- 1992.04			F	Convertible Engine EW/HN	853007	Outer Joint	22	30	53.2	78	61	I				
	1983.08- 1992.04	MT/AT		F	Convertible Engine EW/HN	603008	Inner Joint			33		32					
	1983.08- 1992.04	MT		F	Convertible Engine EW/HN	603011	Inner Joint			33		34					
	1983.08- 1992.04	MT&AT	R	F	Convertible Engine EW/HN	261054	Drive Shaft	22		53	78.5	749					
	1983.08- 1992.04	MT	L	F	Convertible Engine EW/HN	253001	Drive Shaft	22		53	78.5	535					
	1983.08- 1992.04	MT&AT		F	Convertible Engine EW/HN	603004	Inner Joint			33		32					
	1983.08- 1992.04	MT	R	F	Convertible Engine EW/HN	261006	Drive Shaft	22		53.2	78	747					
1.6 (81 kW)	1979.08- 1982.07	MT		F	Convertible Engine EG	861001	Outer Joint	22	30	50	77.5	51	O				
	1979.08- 1982.07			F	Convertible Engine EG	603008	Inner Joint			33		32					
	1979.08- 1982.07	MT		F	Convertible Engine EG	861013	Outer Joint	22	30	50	77.5	51	I				
	1979.08- 1982.07	MT		F	Convertible Engine EG	603004	Inner Joint			33		32					
1.8 (66 kW)	1983.08- 1992.09	MT&AT		F	Convertible Engine EX	853008	Outer Joint	22	30	53	78.5	51	I				
	1983.08- 1992.09	MT&AT	L	F	Convertible Engine EX	253003	Drive Shaft	22		53	78.5	539.5					
	1983.08- 1992.09			F	Convertible Engine EX	853007	Outer Joint	22	30	53.2	78	61	I				
	1983.08- 1992.09	MT/AT		F	Convertible Engine EX	603008	Inner Joint			33		32					
	1983.08- 1992.09	MT		F	Convertible Engine EX	603011	Inner Joint			33		34					
	1983.08- 1992.09	MT&AT	R	F	Convertible Engine EX	261054	Drive Shaft	22		53	78.5	749					
	1983.08- 1992.09	MT	L	F	Convertible Engine EX	253001	Drive Shaft	22		53	78.5	535					
	1983.08- 1992.09	MT&AT		F	Convertible Engine EX	603004	Inner Joint			33		32					
	1983.08- 1992.09	MT	R	F	Convertible Engine EX	261006	Drive Shaft	22		53.2	78	747					
1.8 (70 kW)	1983.08- 1993.04	MT&AT		F	Convertible Engine JH	853008	Outer Joint	22	30	53	78.5	51	I				
	1983.08- 1993.04	MT&AT	L	F	Convertible Engine JH	253003	Drive Shaft	22		53	78.5	539.5					
	1983.08- 1993.04			F	Convertible Engine JH	853007	Outer Joint	22	30	53.2	78	61	I				
	1983.08- 1993.04	MT/AT		F	Convertible Engine JH	603008	Inner Joint			33		32					
	1983.08- 1993.04	MT		F	Convertible Engine JH	603011	Inner Joint			33		34					
	1983.08- 1993.04	MT&AT	R	F	Convertible Engine JH	261054	Drive Shaft	22		53	78.5	749					
	1983.08- 1993.04	MT	L	F	Convertible Engine JH	253001	Drive Shaft	22		53	78.5	535					
	1983.08- 1993.04	MT&AT		F	Convertible Engine JH	603004	Inner Joint			33		32					
	1983.08- 1993.04	MT	R	F	Convertible Engine JH	261006	Drive Shaft	22		53.2	78	747					
1.8 (72 kW)	1989.08- 1993.03	AT		F	Convertible Engine 2H	853008	Outer Joint	22	30	53	78.5	51	I				
	1989.08- 1993.03	AT	L	F	Convertible Engine 2H	253003	Drive Shaft	22		53	78.5	539.5					
	1989.08- 1993.03			F	Convertible Engine 2H	853007	Outer Joint	22	30	53.2	78	61	I				





	 YEAR	TRANSM	L/R	F/R	REMARKS	GSP Ref.	 PRODUCT	 ABS	Technical Specifications									
									A	B	C	H	L	P				
VOLKSWAGEN GOLF (155)																		
1.8 (72 kW)	1989.08- 1993.03	MT/AT		F	Convertible Engine 2H	603008	Inner Joint			33		32						
	1989.08- 1993.03	MT		F	Convertible Engine 2H	603011	Inner Joint			33		34						
	1989.08- 1993.03	AT	R	F	Convertible Engine 2H	261054	Drive Shaft	22		53	78.5	749						
	1989.08- 1993.03	MT	L	F	Convertible Engine 2H	253001	Drive Shaft	22		53	78.5	535						
	1989.08- 1993.03	AT		F	Convertible Engine 2H	603004	Inner Joint			33		32						
	1989.08- 1993.03	MT	R	F	Convertible Engine 2H	261006	Drive Shaft	22		53.2	78	747						
1.8 (82 kW)	1982.08- 1989.12			F	Convertible Engine DX/EV/PB	853007	Outer Joint	22	30	53.2	78	61	I					
	1982.08- 1989.12			F	Convertible Engine DX/EV/PB	603008	Inner Joint			33		32						
	1982.08- 1989.12	MT		F	Convertible Engine DX/EV/PB	861013	Outer Joint	22	30	50	77.5	51	I					
	1982.08- 1989.12	MT		F	Convertible Engine DX/EV/PB	603011	Inner Joint			33		34						
	1982.08- 1989.12	MT	L	F	Convertible Engine DX/EV/PB	253001	Drive Shaft	22		53	78.5	535						
	1982.08- 1989.12	MT		F	Convertible Engine DX/EV/PB	603004	Inner Joint			33		32						
1982.08- 1989.12	MT	R	F	Convertible Engine DX/EV/PB	261006	Drive Shaft	22		53.2	78	747							
GOLF (17)																		
1.1 (37 kW)	1974.04- 1983.07			F	Hatchback Engine FA/GG	861001	Outer Joint	22	30	50	77.5	51	O					
	1974.04- 1983.07			F	Hatchback Engine FA/GG	653001	Inner Joint			33		32						
	1974.04- 1983.07			F	Hatchback Engine FA/GG	861013	Outer Joint	22	30	50	77.5	51	I					
	1974.04- 1983.07			F	Hatchback Engine FA/GG	853006	Outer Joint	22	30	50	78.5	52	I					
1.1 (38 kW)	1976.08- 1980.07	MT		F	Hatchback Engine FJ	653001	Inner Joint			33		32						
	1976.08- 1980.07	MT		F	Hatchback Engine FJ	861013	Outer Joint	22	30	50	77.5	51	I					
	1976.08- 1980.07			F	Hatchback Engine FJ	853006	Outer Joint	22	30	50	78.5	52	I					
1.3 (44 kW)	1979.08- 1983.07	MT		F	Hatchback Engine GF	861001	Outer Joint	22	30	50	77.5	51	O					
	1979.08- 1983.07	MT		F	Hatchback Engine GF	653001	Inner Joint			33		32						
	1979.08- 1983.07	MT		F	Hatchback Engine GF	861013	Outer Joint	22	30	50	77.5	51	I					
	1979.08- 1983.07			F	Hatchback Engine GF	853006	Outer Joint	22	30	50	78.5	52	I					
1.5 (51 kW)	1977.08- 1983.07	MT&AT		F	Hatchback Engine JB	861001	Outer Joint	22	30	50	77.5	51	O					
	1977.08- 1983.07	MT/AT		F	Hatchback Engine JB	603008	Inner Joint			33		32						
	1977.08- 1983.07	MT&AT		F	Hatchback Engine JB	861013	Outer Joint	22	30	50	77.5	51	I					
	1977.08- 1983.07			F	Hatchback Engine JB	853006	Outer Joint	22	30	50	78.5	52	I					
1.6 (55 kW)	1975.08- 1984.02	MT/AT		F	Hatchback Engine FP	861001	Outer Joint	22	30	50	77.5	51	O					
	1975.08- 1984.02	MT/AT		F	Hatchback Engine FP	603008	Inner Joint			33		32						
	1975.08- 1984.02			F	Hatchback Engine FP	853006	Outer Joint	22	30	50	78.5	52	I					
	1983.01- 1984.02			F	Hatchback Engine EW	853007	Outer Joint	22	30	53.2	78	61	I					
	1983.01- 1984.02	MT/AT		F	Hatchback Engine EW	603008	Inner Joint			33		32						
1.6 D (40 kW)	1980.08- 1983.07	MT		F	Hatchback Engine CR/JK	603008	Inner Joint			33		32						
	1980.08- 1983.07	MT		F	Hatchback Engine CR/JK	861013	Outer Joint	22	30	50	77.5	51	I					
	1980.08- 1983.07			F	Hatchback Engine CR/JK	853006	Outer Joint	22	30	50	78.5	52	I					
1.6 GTi (81 kW)	1976.08- 1982.07	MT		F	Hatchback Engine EG	861001	Outer Joint	22	30	50	77.5	51	O					
	1976.08- 1982.07	MT		F	Hatchback Engine EG	603008	Inner Joint			33		32						
	1976.08- 1982.07	MT		F	Hatchback Engine EG	861013	Outer Joint	22	30	50	77.5	51	I					
1.6 TD (51 kW)	1982.03- 1983.07	MT		F	Hatchback Engine CY	603008	Inner Joint			33		32						
	1982.03- 1983.07	MT		F	Hatchback Engine CY	861013	Outer Joint	22	30	50	77.5	51	I					
	1982.03- 1983.07			F	Hatchback Engine CY	853006	Outer Joint	22	30	50	78.5	52	I					
1.8 GTi (82 kW)	1982.08- 1983.12	MT		F	Hatchback Engine DX	603008	Inner Joint			33		32						
	1982.08- 1983.12	MT		F	Hatchback Engine DX	861013	Outer Joint	22	30	50	77.5	51	I					
GOLF / GLX / GTI																		
-	1995- 1998.07					899136	Outer Joint	22	30	51	78	61	I					
GOLF GTI																		
2.0 8V	1994.01- 1998.12	AT				661022	Inner Joint			33		34						
	1994.01- 1998.12	MT				661022	Inner Joint			33		34						
	1994.01- 1998.12	AT				861018	Outer Joint	22	30	53	78.5	61	I					
	1999.01- 2005.12	MT/AT				653002	Inner Joint			33		34						
	1999.01- 2005.12	MT/AT				803070	Outer Joint	36	30	53	78	60	I					
GOLF II (19E, 1G1)																		
1.0 (33 kW)	1983.11- 1985.08	MT	L	F	Hatchback Engine GN	253004	Drive Shaft	22		50	78.5	562						
	1983.11- 1985.08	MT		F	Hatchback Engine GN	853008	Outer Joint	22	30	53	78.5	51	I					
	1983.11- 1985.08	MT	R	F	Hatchback Engine GN	261008	Drive Shaft	22		53	78.5	774						
	1983.11- 1985.08	MT		F	Hatchback Engine GN	653001	Inner Joint			33		32						
1.0 (37 kW)	1985.08- 1991.10	MT	L	F	Hatchback Engine HZ	253004	Drive Shaft	22		50	78.5	562						
	1985.08- 1991.10	MT		F	Hatchback Engine HZ	853008	Outer Joint	22	30	53	78.5	51	I					
	1985.08- 1991.10	MT	R	F	Hatchback Engine HZ	261008	Drive Shaft	22		53	78.5	774						
	1985.08- 1991.10	MT		F	Hatchback Engine HZ	653001	Inner Joint			33		32						





	 YEAR	TRANSM	L/R	F/R	REMARKS	GSP Ref.	 PRODUCT	 ABS	Technical Specifications									
									A	B	C	H	L	P				
VOLKSWAGEN GOLF II (19E, 1G1)																		
1.3 (40 kW)	1983.08- 1987.06	MT	L	F	Hatchback Engine HK/MH	253004	Drive Shaft		22		50	78.5	562					
	1983.08- 1987.06	MT		F	Hatchback Engine HK/MH	853008	Outer Joint		22	30	53	78.5	51	I				
	1983.08- 1987.06	MT	R	F	Hatchback Engine HK/MH	261008	Drive Shaft		22		53	78.5	774					
	1983.08- 1987.06	MT		F	Hatchback Engine HK/MH	653001	Inner Joint				33		32					
1.3 CAT (40 kW)	1986.06- 1992.12	MT	L	F	Hatchback Engine 2G/MH/NZ	253004	Drive Shaft		22		50	78.5	562					
	1986.06- 1992.12	MT		F	Hatchback Engine 2G/MH/NZ	853008	Outer Joint		22	30	53	78.5	51	I				
	1986.06- 1992.12	MT		F	Hatchback Engine 2G/MH/NZ	653001	Inner Joint				33		32					
1.6 (51 kW)	1986.10- 1992.12	MT/AT		F	Hatchback Engine PN	853008	Outer Joint		22	30	53	78.5	51	I				
	1986.10- 1992.12	MT/AT	L	F	Hatchback Engine PN	253003	Drive Shaft		22		53	78.5	539.5					
	1986.10- 1992.12	MT/AT		F	Hatchback Engine PN	603008	Inner Joint				33		32					
	1986.10- 1992.12	MT/AT	R	F	Hatchback Engine PN	253005	Drive Shaft		22		53	78.5	760					
1.6 (53 kW)	1986.02- 1991.10	MT/AT		F	Hatchback Engine RF	853008	Outer Joint		22	30	53	78.5	51	I				
	1986.02- 1991.10	MT/AT	L	F	Hatchback Engine RF	253003	Drive Shaft		22		53	78.5	539.5					
	1986.02- 1991.10	MT/AT		F	Hatchback Engine RF	603008	Inner Joint				33		32					
	1986.02- 1991.10	MT/AT	R	F	Hatchback Engine RF	253005	Drive Shaft		22		53	78.5	760					
1.6 (55 kW)	1983.08- 1992.07	MT/AT		F	Hatchback Engine ABN/EZ	853008	Outer Joint		22	30	53	78.5	51	I				
	1983.08- 1992.07	MT/AT	L	F	Hatchback Engine ABN/EZ	253003	Drive Shaft		22		53	78.5	539.5					
	1983.08- 1992.07	MT/AT		F	Hatchback Engine ABN/EZ	603008	Inner Joint				33		32					
	1983.08- 1992.07	MT/AT	R	F	Hatchback Engine ABN/EZ	253005	Drive Shaft		22		53	78.5	760					
1.6 D (40 kW)	1983.08- 1991.10	MT/AT		F	Hatchback Engine JP	853008	Outer Joint		22	30	53	78.5	51	I				
	1983.08- 1991.10	MT/AT	L	F	Hatchback Engine JP	253003	Drive Shaft		22		53	78.5	539.5					
	1983.08- 1991.10	MT		F	Hatchback Engine JP	603008	Inner Joint				33		32					
	1983.08- 1991.10	MT/AT	R	F	Hatchback Engine JP	253005	Drive Shaft		22		53	78.5	760					
	1983.08- 1991.10	MT/AT		F	Hatchback Engine JP	603004	Inner Joint				33		32					
1.6 TD (44 kW)	1989.08- 1991.10	MT		F	Hatchback Engine 1V	853008	Outer Joint		22	30	53	78.5	51	I				
	1989.08- 1991.10	MT	L	F	Hatchback Engine 1V	253003	Drive Shaft		22		53	78.5	539.5					
	1989.08- 1991.10	MT		F	Hatchback Engine 1V	603008	Inner Joint				33		32					
	1989.08- 1991.10	MT	R	F	Hatchback Engine 1V	253005	Drive Shaft		22		53	78.5	760					
1.6 TD (51 kW)	1983.08- 1991.10	MT		F	Hatchback Engine JR	853008	Outer Joint		22	30	53	78.5	51	I				
	1983.08- 1991.10	MT	L	F	Hatchback Engine JR	253003	Drive Shaft		22		53	78.5	539.5					
	1983.08- 1991.10	MT		F	Hatchback Engine JR	603008	Inner Joint				33		32					
	1983.08- 1991.10	MT	R	F	Hatchback Engine JR	253005	Drive Shaft		22		53	78.5	760					
1.6 TD (59 kW)	1989.04- 1991.10	MT		F	Hatchback Engine RA/SB	853008	Outer Joint		22	30	53	78.5	51	I				
	1989.04- 1991.10	MT	L	F	Hatchback Engine RA/SB	253003	Drive Shaft		22		53	78.5	539.5					
	1989.04- 1991.10	MT		F	Hatchback Engine RA/SB	603008	Inner Joint				33		32					
	1989.04- 1991.10	MT	R	F	Hatchback Engine RA/SB	253005	Drive Shaft		22		53	78.5	760					
1.8 (62 kW)	1986.08- 1990.01	MT&AT		F	Hatchback Engine RH	853008	Outer Joint		22	30	53	78.5	51	I				
	1986.08- 1990.01	MT&AT	L	F	Hatchback Engine RH	253003	Drive Shaft		22		53	78.5	539.5					
	1986.08- 1990.01	MT		F	Hatchback Engine RH	603008	Inner Joint				33		32					
	1986.08- 1990.01	MT&AT	R	F	Hatchback Engine RH	253005	Drive Shaft		22		53	78.5	760					
	1986.08- 1990.01	MT		F	Hatchback Engine RH	603011	Inner Joint				33		34					
	1986.08- 1990.01	MT	L	F	Hatchback Engine RH	253001	Drive Shaft		22		53	78.5	535					
	1986.08- 1990.01	MT&AT		F	Hatchback Engine RH	603004	Inner Joint				33		32					
	1986.08- 1990.01	MT	R	F	Hatchback Engine RH	253002	Drive Shaft		22		53.2	78	769					
1.8 (66 kW)	1984.08- 1991.10	MT		F	Hatchback Engine GU/GX	853008	Outer Joint		22	30	53	78.5	51	I				
	1984.08- 1991.10	MT&AT	L	F	Hatchback Engine GU/GX	253003	Drive Shaft		22		53	78.5	539.5					
	1984.08- 1991.10	MT		F	Hatchback Engine GU/GX	853007	Outer Joint		22	30	53.2	78	61	I				
	1984.08- 1991.10	MT		F	Hatchback Engine GU/GX	603008	Inner Joint				33		32					
	1984.08- 1991.10	MT&AT	R	F	Hatchback Engine GU/GX	253005	Drive Shaft		22		53	78.5	760					
	1984.08- 1991.10	MT		F	Hatchback Engine GU/GX	603011	Inner Joint				33		34					
	1984.08- 1991.10	MT	L	F	Hatchback Engine GU/GX	253001	Drive Shaft		22		53	78.5	535					
	1984.08- 1991.10	MT&AT		F	Hatchback Engine GU/GX	603004	Inner Joint				33		32					
1.8 GTi (79 kW)	1985.08- 1987.10	MT		F	Hatchback Engine RD	853007	Outer Joint		22	30	53.2	78	61	I				
	1985.08- 1987.10	MT		F	Hatchback Engine RD	603011	Inner Joint				33		34					
	1985.08- 1987.10	MT	L	F	Hatchback Engine RD	253001	Drive Shaft		22		53	78.5	535					
	1985.08- 1987.10	MT	R	F	Hatchback Engine RD	253002	Drive Shaft		22		53.2	78	769					
1.8 GTi (82 kW)	1983.08- 1991.10	MT		F	Hatchback Engine DX/EV/PB	853007	Outer Joint		22	30	53.2	78	61	I				
	1983.08- 1991.10	MT		F	Hatchback Engine DX/EV/PB	603011	Inner Joint				33		34					
	1983.08- 1991.10	MT	L	F	Hatchback Engine DX/EV/PB	253001	Drive Shaft		22		53	78.5	535					
	1983.08- 1991.10	MT	R	F	Hatchback Engine DX/EV/PB	253002	Drive Shaft		22		53.2	78	769					





	 YEAR	TRANSM	L/R	F/R	REMARKS	GSP Ref.	 PRODUCT	 ABS	Technical Specifications							
									A	B	C	H	L	P		
VOLKSWAGEN GOLF II (19E, 1G1)																
1.8 GTi 16V (102 kW)	1986.02- 1990.06	MT		F	Hatchback Engine KR	853007	Outer Joint		22	30	53.2	78	61	I		
	1986.02- 1990.06	MT		F	Hatchback Engine KR	603011	Inner Joint				33		34			
	1986.02- 1990.06	MT	L	F	Hatchback Engine KR	253001	Drive Shaft		22		53	78.5	535			
	1986.02- 1990.06	MT	R	F	Hatchback Engine KR	253002	Drive Shaft		22		53.2	78	769			
1.8 GTi 16V (95 kW)	1986.02- 1991.10	MT		F	Hatchback Engine PL	853007	Outer Joint		22	30	53.2	78	61	I		
	1986.02- 1991.10	MT		F	Hatchback Engine PL	603011	Inner Joint				33		34			
	1986.02- 1991.10	MT	L	F	Hatchback Engine PL	253001	Drive Shaft		22		53	78.5	535			
	1986.02- 1991.10	MT	R	F	Hatchback Engine PL	253002	Drive Shaft		22		53.2	78	769			
1.8 GTi CAT (79 kW)	1987.01- 1991.10	MT		F	Hatchback Engine PF	853007	Outer Joint		22	30	53.2	78	61	I		
	1987.01- 1991.10	MT		F	Hatchback Engine PF	603011	Inner Joint				33		34			
	1987.01- 1991.10	MT	L	F	Hatchback Engine PF	253001	Drive Shaft		22		53	78.5	535			
	1987.01- 1991.10	MT	R	F	Hatchback Engine PF	253002	Drive Shaft		22		53.2	78	769			
1.8 GTi G60 (118 kW)	1990.04- 1991.07	MT/AT		F	Hatchback Engine PG	603011	Inner Joint				33		34			
1.8 GTi G60 Syncro (118 kW)	1988.08- 1991.12	MT/AT		F	All-wheel Drive Hatchback Engine 1H/PG	603011	Inner Joint				33		34			
1.8 i CAT (66 kW)	1987.08- 1991.10	MT&AT		F	Hatchback Engine GX/RP	853008	Outer Joint		22	30	53	78.5	51	I		
	1987.08- 1991.10	MT&AT	L	F	Hatchback Engine GX/RP	253003	Drive Shaft		22		53	78.5	539.5			
	1987.08- 1991.10	MT		F	Hatchback Engine GX/RP	853007	Outer Joint		22	30	53.2	78	61	I		
	1987.08- 1991.10	MT		F	Hatchback Engine GX/RP	603008	Inner Joint				33		32			
	1987.08- 1991.10	MT&AT	R	F	Hatchback Engine GX/RP	253005	Drive Shaft		22		53	78.5	760			
	1987.08- 1991.10	MT		F	Hatchback Engine GX/RP	603011	Inner Joint				33		34			
	1987.08- 1991.10	MT&AT		F	Hatchback Engine GX/RP	603004	Inner Joint				33		32			
	1987.08- 1991.10	MT	L	F	Hatchback Engine GX/RP	253001	Drive Shaft		22		53	78.5	535			
1.8 i Syncro CAT (66 kW)	1987.08- 1991.10	MT		F	All-wheel Drive Hatchback Engine RP	853008	Outer Joint		22	30	53	78.5	51	I		
	1987.08- 1991.10	MT	L	F	All-wheel Drive Hatchback Engine RP	253003	Drive Shaft		22		53	78.5	539.5			
	1987.08- 1991.10	MT		F	All-wheel Drive Hatchback Engine RP	853007	Outer Joint		22	30	53.2	78	61	I		
	1987.08- 1991.10	MT		F	All-wheel Drive Hatchback Engine RP	603008	Inner Joint				33		32			
	1987.08- 1991.10	MT		F	All-wheel Drive Hatchback Engine RP	603011	Inner Joint				33		34			
	1987.08- 1991.10	MT	F/R	F	All-wheel Drive Hatchback Engine RP	603004	Inner Joint				33		32			
	1987.08- 1991.10	MT	R	F	All-wheel Drive Hatchback Engine RP	803007	Outer Joint		22	30	51	78.7	51.1	I		
1.8 Syncro (66 kW)	1986.02- 1991.07	MT		F	All-wheel Drive Hatchback Engine GU/GX	853008	Outer Joint		22	30	53	78.5	51	I		
	1986.02- 1991.07	MT	L	F	All-wheel Drive Hatchback Engine GU/GX	253003	Drive Shaft		22		53	78.5	539.5			
	1986.02- 1991.07	MT		F	All-wheel Drive Hatchback Engine GU/GX	853007	Outer Joint		22	30	53.2	78	61	I		
	1986.02- 1991.07	MT	R	F	All-wheel Drive Hatchback Engine GU/GX	603008	Inner Joint				33		32			
	1986.02- 1991.07	MT		F	All-wheel Drive Hatchback Engine GU/GX	603011	Inner Joint				33		34			
	1986.02- 1991.07	MT	F/R	F	All-wheel Drive Hatchback Engine GU/GX	603004	Inner Joint				33		32			
	1986.02- 1991.07	MT	R	F	All-wheel Drive Hatchback Engine GU/GX	803007	Outer Joint		22	30	51	78.7	51.1	I		
1.8 Syncro (72 kW)	1988.08- 1991.07	MT		F	All-wheel Drive Hatchback Engine 1P	853008	Outer Joint		22	30	53	78.5	51	I		
	1988.08- 1991.07	MT	L	F	All-wheel Drive Hatchback Engine 1P	253003	Drive Shaft		22		53	78.5	539.5			
	1988.08- 1991.07	MT		F	All-wheel Drive Hatchback Engine 1P	853007	Outer Joint		22	30	53.2	78	61	I		
	1988.08- 1991.07	MT	R	F	All-wheel Drive Hatchback Engine 1P	603008	Inner Joint				33		32			
	1988.08- 1991.07	MT		F	All-wheel Drive Hatchback Engine 1P	603011	Inner Joint				33		34			
	1988.08- 1991.07	MT	F/R	F	All-wheel Drive Hatchback Engine 1P	603004	Inner Joint				33		32			
	1988.08- 1991.07	MT	R	F	All-wheel Drive Hatchback Engine 1P	803007	Outer Joint		22	30	51	78.7	51.1	I		
GOLF III																
-	1993-					661004	Inner Joint				34		59.2			
2.0 16V	1993.01- 1998.03	MT	R	F		261062	Drive Shaft		36		53.2	77.5	788			
2.0 8V	1994.03- 1999.07	MT	R	F		261062	Drive Shaft		36		53.2	77.5	788			
2.8 VR6	1992.02- 1998.03	MT	R	F		261062	Drive Shaft		36		53.2	77.5	788			
GOLF III (1E7)																
1.6 (74 kW)	1998.06- 2002.06	AT		F	Convertible Engine AFT/AKS	803036	Outer Joint		36	30	53.2	77.5	61	I		
	1998.06- 2002.06	MT/AT		F	Convertible Engine AFT/AKS	603008	Inner Joint				33		32			
1.8 (55 kW)	1998.06- 2002.06	MT		F	Convertible Engine AAM/ANN	853007	Outer Joint		22	30	53.2	78	61	I		
1.8 (66 kW)	1998.06- 2002.06			F	Convertible Engine ADZ/ANP	853007	Outer Joint		22	30	53.2	78	61	I		
1.9 TDi (66 kW)	1998.06- 2002.06	MT		F	Convertible Engine AHU/ALE	803036	Outer Joint		36	30	53.2	77.5	61	I		
	1998.06- 2002.06	MT		F	Convertible Engine AHU/ALE	861018	Outer Joint		22	30	53	78.5	61	I		
1.9 TDi (81 kW)	1998.06- 2002.06	MT		F	Convertible Engine AFN/AVG	803036	Outer Joint		36	30	53.2	77.5	61	I		
	1998.06- 2002.06	MT		F	Convertible Engine AFN/AVG	861018	Outer Joint		22	30	53	78.5	61	I		
2.0 (85 kW)	1998.06- 2002.06			F	Convertible Engine AGG/AKR/ATU/AWF/AWG	853007	Outer Joint		22	30	53.2	78	61	I		
GOLF III (1H1)																
1.4 (40 kW)	1991.11- 1997.08	MT		F	Hatchback Engine ABD/AEX	853008	Outer Joint		22	30	53	78.5	51	I		
	1991.11- 1997.08	MT		F	Hatchback Engine ABD/AEX	653001	Inner Joint				33		32			





	 YEAR	TRANSM	L/R	F/R	REMARKS	GSP Ref.	 PRODUCT	 ABS	Technical Specifications									
									A	B	C	H	L	P				
VOLKSWAGEN GOLF III (1H1)																		
1.4 (40 kW)	1991.11- 1997.08	MT	L	F	Hatchback Engine ABD/AEX	261172	Drive Shaft		22		53	78	584.5					
	1991.11- 1997.08	MT	R	F	Hatchback Engine ABD/AEX	261067	Drive Shaft		22		51	78.7	781					
	1991.11- 1997.08	MT	R	F	Hatchback Engine ABD/AEX	261055	Drive Shaft		22		53	78.5	796					
1.4 (44 kW)	1991.10- 1997.08	MT	L	F	Hatchback Engine ABD/AEX	253004	Drive Shaft		22		50	78.5	562					
	1991.10- 1997.08	MT		F	Hatchback Engine ABD/AEX	853008	Outer Joint		22	30	53	78.5	51	I				
	1991.10- 1997.08	MT		F	Hatchback Engine ABD/AEX	603008	Inner Joint			33		32						
	1991.10- 1997.08	MT	L	F	Hatchback Engine ABD/AEX	261172	Drive Shaft		22		53	78	584.5					
	1991.10- 1997.08	MT	R	F	Hatchback Engine ABD/AEX	261067	Drive Shaft		22		51	78.7	781					
	1991.10- 1997.08	MT	R	F	Hatchback Engine ABD/AEX	261055	Drive Shaft		22		53	78.5	796					
1.6 (55 kW)	1992.09- 1997.08	MT	L	F	Hatchback Engine ABU/AEA/AEE	253004	Drive Shaft		22		50	78.5	562					
	1992.09- 1997.08	MT		F	Hatchback Engine ABU/AEA/AEE	853008	Outer Joint		22	30	53	78.5	51	I				
	1992.09- 1997.08	MT		F	Hatchback Engine ABU/AEA/AEE	603008	Inner Joint			33		32						
	1992.09- 1997.08	MT	L	F	Hatchback Engine ABU/AEA/AEE	261172	Drive Shaft		22		53	78	584.5					
	1992.09- 1997.08	MT	R	F	Hatchback Engine ABU/AEA/AEE	261067	Drive Shaft		22		51	78.7	781					
1.6 (74 kW)	1995.07- 1997.08	MT	L	F	Hatchback Engine AEK/AFT/AKS	253004	Drive Shaft		22		50	78.5	562					
	1995.07- 1997.08	MT		F	Hatchback Engine AEK/AFT/AKS	853008	Outer Joint		22	30	53	78.5	51	I				
	1995.07- 1997.08	AT		F	Hatchback Engine AEK/AFT/AKS	853007	Outer Joint		22	30	53.2	78	61	I				
	1995.07- 1997.08	MT		F	Hatchback Engine AEK/AFT/AKS	603008	Inner Joint			33		32						
	1995.07- 1997.08	MT	R	F	Hatchback Engine AEK/AFT/AKS	261055	Drive Shaft		22		53	78.5	796					
	1995.07- 1997.08	AT	L	F	Hatchback Engine AEK/AFT/AKS	261011	Drive Shaft		22		53.2	78	547					
	1995.07- 1997.08	AT	R	F	Hatchback Engine AEK/AFT/AKS	261028	Drive Shaft		22		53.2	78	767					
1.8 (55 kW)	1991.11- 1997.08	MT/AT	R	F	Hatchback Engine AAM	261009	Drive Shaft		22		53.2	78	789					
	1991.11- 1997.08	MT/AT		F	Hatchback Engine AAM	853007	Outer Joint		22	30	53.2	78	61	I				
	1991.11- 1997.08	MT		F	Hatchback Engine AAM	603006	Inner Joint			33		34						
	1991.11- 1997.08	MT&AT		F	Hatchback Engine AAM	603011	Inner Joint			33		34						
	1991.11- 1997.08	AT	L	F	Hatchback Engine AAM	261011	Drive Shaft		22		53.2	78	547					
	1991.11- 1997.08	AT	R	F	Hatchback Engine AAM	261028	Drive Shaft		22		53.2	78	767					
	1991.11- 1997.08	MT&AT	L	F	Hatchback Engine AAM	261001	Drive Shaft		22		53.2	78	557					
1.8 (66 kW)	1991.11- 1997.08		R	F	Hatchback Engine ABS/ACC/ADZ	261009	Drive Shaft		22		53.2	78	789					
	1991.11- 1997.08	MT/AT		F	Hatchback Engine ABS/ACC/ADZ	853007	Outer Joint		22	30	53.2	78	61	I				
	1991.11- 1997.08	MT		F	Hatchback Engine ABS/ACC/ADZ	603006	Inner Joint			33		34						
	1991.11- 1997.08	MT&AT		F	Hatchback Engine ABS/ACC/ADZ	603011	Inner Joint			33		34						
	1991.11- 1997.08	AT	L	F	Hatchback Engine ABS/ACC/ADZ	261011	Drive Shaft		22		53.2	78	547					
	1991.11- 1997.08	AT	R	F	Hatchback Engine ABS/ACC/ADZ	261028	Drive Shaft		22		53.2	78	767					
1.8 Syncro (66 kW)	1993.01- 1997.08	MT/AT		F	All-wheel Drive Hatchback Engine ABS/ADZ	853007	Outer Joint		22	30	53.2	78	61	I				
	1993.01- 1997.08	MT		R	All-wheel Drive Hatchback Engine ABS/ADZ	603008	Inner Joint			33		32						
	1993.01- 1997.08	MT		F	All-wheel Drive Hatchback Engine ABS/ADZ	603011	Inner Joint			33		34						
1.9 D (48 kW)	1991.11- 1997.08	MT	L	F	Hatchback Engine 1Y	253004	Drive Shaft		22		50	78.5	562					
	1991.11- 1997.08	MT		F	Hatchback Engine 1Y	853008	Outer Joint		22	30	53	78.5	51	I				
	1991.11- 1997.08	MT		F	Hatchback Engine 1Y	853007	Outer Joint		22	30	53.2	78	61	I				
	1991.11- 1997.08	MT		F	Hatchback Engine 1Y	603008	Inner Joint			33		32						
	1991.11- 1997.08	MT	R	F	Hatchback Engine 1Y	261055	Drive Shaft		22		53	78.5	796					
1.9 SDi (47 kW)	1995.07- 1997.08	MT	L	F	Hatchback Engine AEY	253004	Drive Shaft		22		50	78.5	562					
	1995.07- 1997.08	MT		F	Hatchback Engine AEY	853008	Outer Joint		22	30	53	78.5	51	I				
	1995.07- 1997.08	MT		F	Hatchback Engine AEY	603008	Inner Joint			33		32						
	1995.07- 1997.08	MT	R	F	Hatchback Engine AEY	261055	Drive Shaft		22		53	78.5	796					
1.9 TD,GTD (55 kW)	1991.11- 1997.08	MT&AT	R	F	Hatchback Engine AAZ	261009	Drive Shaft		22		53.2	78	789					
	1991.11- 1997.08	MT/AT		F	Hatchback Engine AAZ	853007	Outer Joint		22	30	53.2	78	61	I				
	1991.11- 1997.08	MT		F	Hatchback Engine AAZ	603006	Inner Joint			33		34						
	1991.11- 1997.08	MT&AT		F	Hatchback Engine AAZ	603011	Inner Joint			33		34						
	1991.11- 1997.08	AT	L	F	Hatchback Engine AAZ	261011	Drive Shaft		22		53.2	78	547					
	1991.11- 1997.08	AT	R	F	Hatchback Engine AAZ	261028	Drive Shaft		22		53.2	78	767					
1.9 TDi (66 kW)	1993.09- 1997.08	MT	R	F	Hatchback Engine 1Z/AHU/ALE	261002	Drive Shaft		22		53	78.5	793					
	1993.09- 1997.08	MT		F	Hatchback Engine 1Z/AHU/ALE	861018	Outer Joint		22	30	53	78.5	61	I				
	1993.09- 1997.08	MT/AT		F	Hatchback Engine 1Z/AHU/ALE	853007	Outer Joint		22	30	53.2	78	61	I				
	1993.09- 1997.08	MT		F	Hatchback Engine 1Z/AHU/ALE	603011	Inner Joint			33		34						
	1993.09- 1997.08	MT	L	F	Hatchback Engine 1Z/AHU/ALE	261001	Drive Shaft		22		53.2	78	557					
1.9 TDi (81 kW)	1996.04- 1997.08	MT	R	F	Hatchback Engine AFN	261002	Drive Shaft		22		53	78.5	793					
	1996.04- 1997.08	MT		F	Hatchback Engine AFN	861018	Outer Joint		22	30	53	78.5	61	I				





	 YEAR	TRANSM	L/R	F/R	REMARKS	GSP Ref.	 PRODUCT	 ABS	Technical Specifications							
									A	B	C	H	L	P		
VOLKSWAGEN GOLF III (1H1)																
1.9 TDi (81 kW)	1996.04- 1997.08	MT/AT		F	Hatchback Engine AFN	853007	Outer Joint		22	30	53.2	78	61	I		
	1996.04- 1997.08	MT		F	Hatchback Engine AFN	603011	Inner Joint			33		34				
	1996.04- 1997.08	MT	L	F	Hatchback Engine AFN	261001	Drive Shaft		22		53.2	78	557			
1.9 TDi Syncro (66 kW)	1995.08- 1997.08				All-wheel Drive Hatchback Engine 1Z/AHU/ALE	853007	Outer Joint		22	30	53.2	78	61	I		
	1991.11- 1997.08	MT&AT	R	F	Hatchback Engine 2E/ABA/ADY/AGG/AKR	261009	Drive Shaft		22		53.2	78	789			
2.0 (85 kW)	1991.11- 1997.08	MT		F	Hatchback Engine 2E/ABA/ADY/AGG/AKR	803036	Outer Joint		36	30	53.2	77.5	61	I		
	1991.11- 1997.08	AT		F	Hatchback Engine 2E/ABA/ADY/AGG/AKR	853007	Outer Joint		22	30	53.2	78	61	I		
	1991.11- 1997.08	MT		F	Hatchback Engine 2E/ABA/ADY/AGG/AKR	603006	Inner Joint			33		34				
	1991.11- 1997.08	MT&AT		F	Hatchback Engine 2E/ABA/ADY/AGG/AKR	603011	Inner Joint			33		34				
	1991.11- 1997.08	AT	L	F	Hatchback Engine 2E/ABA/ADY/AGG/AKR	261011	Drive Shaft		22		53.2	78	547			
	1991.11- 1997.08	AT	R	F	Hatchback Engine 2E/ABA/ADY/AGG/AKR	261028	Drive Shaft		22		53.2	78	767			
	1991.11- 1997.08	MT	L	F	Hatchback Engine 2E/ABA/ADY/AGG/AKR	261001	Drive Shaft		22		53.2	78	557			
	1991.11- 1997.08	MT		F	Hatchback Engine 2E/ABA/ADY/AGG/AKR	803036	Outer Joint		36	30	53.2	77.5	61	I		
2.0 GTi 16V (110 kW)	1992.08- 1997.08	MT		F	Hatchback Engine ABF	803036	Outer Joint		36	30	53.2	77.5	61	I		
	1992.08- 1997.08	MT&AT		F	Hatchback Engine ABF	603011	Inner Joint			33		34				
2.8 VR6 (128 kW)	1992.01- 1997.08	MT&AT		F	Hatchback Engine AAA	803036	Outer Joint		36	30	53.2	77.5	61	I		
	1992.01- 1997.08		L	F	Hatchback Engine AAA	203006	Drive Shaft		36		53.2	77.5	557			
	1992.01- 1997.08	MT&AT		F	Hatchback Engine AAA	603011	Inner Joint			33		34				
2.9 VR6 Syncro (140 kW)	1994.10- 1997.08				All-wheel Drive Hatchback Engine ABV	803036	Outer Joint		36	30	53.2	77.5	61	I		
GOLF III CABRIOLET (1E7)																
1.6 (74 kW)	1994.10- 1998.05	AT		F	Convertible Engine AEK/AFT/AKS	853007	Outer Joint		22	30	53.2	78	61	I		
	1994.10- 1998.05	MT		F	Convertible Engine AEK/AFT/AKS	603008	Inner Joint			33		32				
1.8 (55 kW)	1993.07- 1998.05	MT	R	F	Convertible Engine AAM	261009	Drive Shaft		22		53.2	78	789			
	1993.07- 1998.05	MT/AT		F	Convertible Engine AAM	853007	Outer Joint		22	30	53.2	78	61	I		
	1993.07- 1998.05	MT		F	Convertible Engine AAM	603011	Inner Joint			33		34				
	1993.07- 1998.05	MT	L	F	Convertible Engine AAM	261001	Drive Shaft		22		53.2	78	557			
1.8 (66 kW)	1993.07- 1998.05	MT/AT	R	F	Convertible Engine ABS/ADZ	261009	Drive Shaft		22		53.2	78	789			
	1993.07- 1998.05	MT/AT		F	Convertible Engine ABS/ADZ	853007	Outer Joint		22	30	53.2	78	61	I		
	1993.07- 1998.05	MT/AT		F	Convertible Engine ABS/ADZ	603011	Inner Joint			33		34				
	1993.07- 1998.05	MT	L	F	Convertible Engine ABS/ADZ	261001	Drive Shaft		22		53.2	78	557			
1.9 TDi (66 kW)	1995.08- 1998.05	MT	L	F	Convertible Engine 1Z/AHU/ALE	261001	Drive Shaft		22		53.2	78	557			
	1995.08- 1998.05	MT	R	F	Convertible Engine 1Z/AHU/ALE	261002	Drive Shaft		22		53	78.5	793			
	1995.08- 1998.05	MT		F	Convertible Engine 1Z/AHU/ALE	861018	Outer Joint		22	30	53	78.5	61	I		
	1995.08- 1998.05	MT		F	Convertible Engine 1Z/AHU/ALE	853007	Outer Joint		22	30	53.2	78	61	I		
	1995.08- 1998.05	MT		F	Convertible Engine 1Z/AHU/ALE	603011	Inner Joint			33		34				
1.9 TDi (81 kW)	1996.07- 1998.05	MT	L	F	Convertible Engine AFN	261001	Drive Shaft		22		53.2	78	557			
	1996.07- 1998.05	MT	R	F	Convertible Engine AFN	261002	Drive Shaft		22		53	78.5	793			
	1996.07- 1998.05	MT		F	Convertible Engine AFN	861018	Outer Joint		22	30	53	78.5	61	I		
	1996.07- 1998.05	MT		F	Convertible Engine AFN	853007	Outer Joint		22	30	53.2	78	61	I		
	1996.07- 1998.05	MT		F	Convertible Engine AFN	603011	Inner Joint			33		34				
2.0 (85 kW)	1993.07- 1998.05	MT/AT	L	F	Convertible Engine 2E/ADY/AGG/AKR	261001	Drive Shaft		22		53.2	78	557			
	1993.07- 1998.05	MT/AT	R	F	Convertible Engine 2E/ADY/AGG/AKR	261009	Drive Shaft		22		53.2	78	789			
	1993.07- 1998.05	MT		F	Convertible Engine 2E/ADY/AGG/AKR	803036	Outer Joint		36	30	53.2	77.5	61	I		
	1993.07- 1998.05	MT/AT		F	Convertible Engine 2E/ADY/AGG/AKR	853007	Outer Joint		22	30	53.2	78	61	I		
	1993.07- 1998.05	MT/AT		F	Convertible Engine 2E/ADY/AGG/AKR	603011	Inner Joint			33		34				
GOLF III VARIANT (1H5)																
1.4 (40 kW)	1993.07- 1999.04	MT		F	Estate Engine ABD	853008	Outer Joint		22	30	53	78.5	51	I		
	1993.07- 1999.04	MT		F	Estate Engine ABD	653001	Inner Joint			33		32				
	1993.07- 1999.04			F	Estate Engine ABD	603008	Inner Joint			33		32				
	1993.07- 1999.04	MT	L	F	Estate Engine ABD	261172	Drive Shaft		22		53	78	584.5			
	1993.07- 1999.04	MT	R	F	Estate Engine ABD	261067	Drive Shaft		22		51	78.7	781			
1.4 (44 kW)	1993.07- 1999.04	MT	L	F	Estate Engine ABD/AEX/APQ	253004	Drive Shaft		22		50	78.5	562			
	1993.07- 1999.04	MT		F	Estate Engine ABD/AEX/APQ	853008	Outer Joint		22	30	53	78.5	51	I		
	1993.07- 1999.04	MT		F	Estate Engine ABD/AEX/APQ	653001	Inner Joint			33		32				
	1993.07- 1999.04			F	Estate Engine ABD/AEX/APQ	603008	Inner Joint			33		32				
	1993.07- 1999.04	MT	L	F	Estate Engine ABD/AEX/APQ	261172	Drive Shaft		22		53	78	584.5			
1.6 (74 kW)	1993.07- 1999.04	MT	R	F	Estate Engine ABD/AEX/APQ	261067	Drive Shaft		22		51	78.7	781			
	1994.07- 1999.04	MT	R	F	Estate Engine AEK/AFT/AKS	261009	Drive Shaft		22		53.2	78	789			
	1994.07- 1999.04	MT	L	F	Estate Engine AEK/AFT/AKS	253004	Drive Shaft		22		50	78.5	562			
	1994.07- 1999.04	MT		F	Estate Engine AEK/AFT/AKS	853008	Outer Joint		22	30	53	78.5	51	I		
	1994.07- 1999.04	AT		F	Estate Engine AEK/AFT/AKS	853007	Outer Joint		22	30	53.2	78	61	I		
	1994.07- 1999.04	MT		F	Estate Engine AEK/AFT/AKS	603008	Inner Joint			33		32				
1994.07- 1999.04	MT		F	Estate Engine AEK/AFT/AKS	603011	Inner Joint			33		34					





	 YEAR	TRANSM	L/R	F/R	REMARKS	GSP Ref.	 PRODUCT	 ABS	Technical Specifications							
									A	B	C	H	L	P		
VOLKSWAGEN GOLF III VARIANT (1H5)																
1.6 (74 kW)	1994.07- 1999.04	MT	R	F	Estate Engine AEK/AFT/AKS	261055	Drive Shaft		22		53	78.5	796			
	1994.07- 1999.04	AT	L	F	Estate Engine AEK/AFT/AKS	261011	Drive Shaft		22		53.2	78	547			
	1994.07- 1999.04	AT	R	F	Estate Engine AEK/AFT/AKS	261028	Drive Shaft		22		53.2	78	767			
1.8 (55 kW)	1993.07- 1999.04	MT	L	F	Estate Engine AAM/ANN	261001	Drive Shaft		22		53.2	78	557			
	1993.07- 1999.04	MT	R	F	Estate Engine AAM/ANN	261009	Drive Shaft		22		53.2	78	789			
	1993.07- 1999.04	MT/AT		F	Estate Engine AAM/ANN	853007	Outer Joint		22	30	53.2	78	61	I		
	1993.07- 1999.04	MT		F	Estate Engine AAM/ANN	603011	Inner Joint			33		34				
	1993.07- 1999.04	AT	L	F	Estate Engine AAM/ANN	261011	Drive Shaft		22		53.2	78	547			
	1993.07- 1999.04	AT	R	F	Estate Engine AAM/ANN	261028	Drive Shaft		22		53.2	78	767			
1.8 (66 kW)	1993.07- 1999.04	MT&AT	L	F	Estate Engine ABS/ADZ/ANP	261001	Drive Shaft		22		53.2	78	557			
	1993.07- 1999.04		R	F	Estate Engine ABS/ADZ/ANP	261009	Drive Shaft		22		53.2	78	789			
	1993.07- 1999.04	AT		F	Estate Engine ABS/ADZ/ANP	853007	Outer Joint		22	30	53.2	78	61	I		
	1993.07- 1999.04	MT&AT		F	Estate Engine ABS/ADZ/ANP	603011	Inner Joint			33		34				
	1993.07- 1999.04	AT	L	F	Estate Engine ABS/ADZ/ANP	261011	Drive Shaft		22		53.2	78	547			
	1993.07- 1999.04	AT	R	F	Estate Engine ABS/ADZ/ANP	261028	Drive Shaft		22		53.2	78	767			
1.8 Syncro (66 kW)	1994.10- 1999.04	MT	L	F	All-wheel Drive Estate Engine ADZ	261001	Drive Shaft		22		53.2	78	557			
	1994.10- 1999.04	MT	R	F	All-wheel Drive Estate Engine ADZ	261009	Drive Shaft		22		53.2	78	789			
	1994.10- 1999.04				All-wheel Drive Estate Engine ADZ	853007	Outer Joint		22	30	53.2	78	61	I		
	1994.10- 1999.04	MT		F	All-wheel Drive Estate Engine ADZ	603011	Inner Joint			33		34				
1.9 D (48 kW)	1993.07- 1999.04	MT	L	F	Estate Engine 1Y	253004	Drive Shaft		22		50	78.5	562			
	1993.07- 1999.04	MT		F	Estate Engine 1Y	853008	Outer Joint		22	30	53	78.5	51	I		
	1993.07- 1999.04			F	Estate Engine 1Y	603008	Inner Joint			33		32				
	1993.07- 1999.04	MT		F	Estate Engine 1Y	603004	Inner Joint			33		32				
	1993.07- 1999.04	MT	R	F	Estate Engine 1Y	261055	Drive Shaft		22		53	78.5	796			
1.9 SDi (47 kW)	1995.07- 1999.04	MT	L	F	Estate Engine AEY	253004	Drive Shaft		22		50	78.5	562			
	1995.07- 1999.04	MT		F	Estate Engine AEY	853008	Outer Joint		22	30	53	78.5	51	I		
	1995.07- 1999.04	MT		F	Estate Engine AEY	603008	Inner Joint			33		32				
	1995.07- 1999.04	MT	R	F	Estate Engine AEY	261055	Drive Shaft		22		53	78.5	796			
1.9 TD (55 kW)	1993.07- 1999.04	MT&AT	L	F	Estate Engine AAZ	261001	Drive Shaft		22		53.2	78	557			
	1993.07- 1999.04	MT&AT	R	F	Estate Engine AAZ	261009	Drive Shaft		22		53.2	78	789			
	1993.07- 1999.04	MT/AT		F	Estate Engine AAZ	853007	Outer Joint		22	30	53.2	78	61	I		
	1993.07- 1999.04	MT&AT		F	Estate Engine AAZ	603011	Inner Joint			33		34				
	1993.07- 1999.04	AT	L	F	Estate Engine AAZ	261011	Drive Shaft		22		53.2	78	547			
	1993.07- 1999.04	AT	R	F	Estate Engine AAZ	261028	Drive Shaft		22		53.2	78	767			
1.9 TDi (66 kW)	1994.03- 1999.04	MT	L	F	Estate Engine 1Z/AHU/ALE	261001	Drive Shaft		22		53.2	78	557			
	1994.03- 1999.04	MT	R	F	Estate Engine 1Z/AHU/ALE	261002	Drive Shaft		22		53	78.5	793			
	1994.03- 1999.04	MT		F	Estate Engine 1Z/AHU/ALE	861018	Outer Joint		22	30	53	78.5	61	I		
	1994.03- 1999.04			F	Estate Engine 1Z/AHU/ALE	853007	Outer Joint		22	30	53.2	78	61	I		
	1994.03- 1999.04	MT		F	Estate Engine 1Z/AHU/ALE	603011	Inner Joint			33		34				
1.9 TDi (81 kW)	1996.04- 1999.04	MT	L	F	Estate Engine AFN	261001	Drive Shaft		22		53.2	78	557			
	1996.04- 1999.04	MT	R	F	Estate Engine AFN	261002	Drive Shaft		22		53	78.5	793			
	1996.04- 1999.04	MT		F	Estate Engine AFN	861018	Outer Joint		22	30	53	78.5	61	I		
	1996.04- 1999.04	MT		F	Estate Engine AFN	853007	Outer Joint		22	30	53.2	78	61	I		
	1996.04- 1999.04	MT		F	Estate Engine AFN	603011	Inner Joint			33		34				
1.9 TDi Syncro (66 kW)	1995.07- 1999.04			All-wheel Drive Estate Engine 1Z/AHU/ALE	853007	Outer Joint		22	30	53.2	78	61	I			
2.0 (85 kW)	1993.07- 1999.04	MT&AT	L	F	Estate Engine 2E/ADY/AGG/AKR	261001	Drive Shaft		22		53.2	78	557			
	1993.07- 1999.04	MT&AT	R	F	Estate Engine 2E/ADY/AGG/AKR	261009	Drive Shaft		22		53.2	78	789			
	1993.07- 1999.04	MT		F	Estate Engine 2E/ADY/AGG/AKR	803036	Outer Joint		36	30	53.2	77.5	61	I		
	1993.07- 1999.04	AT		F	Estate Engine 2E/ADY/AGG/AKR	853007	Outer Joint		22	30	53.2	78	61	I		
	1993.07- 1999.04	MT&AT		F	Estate Engine 2E/ADY/AGG/AKR	603011	Inner Joint			33		34				
	1993.07- 1999.04	AT	L	F	Estate Engine 2E/ADY/AGG/AKR	261011	Drive Shaft		22		53.2	78	547			
	1993.07- 1999.04	AT	R	F	Estate Engine 2E/ADY/AGG/AKR	261028	Drive Shaft		22		53.2	78	767			
GOLF IV (1J1)																
1.4 16V (55 kW)	1997.08- 2005.06	AT		F	Hatchback Engine AHW/AKQ/APE/AXP/BCA	803036	Outer Joint		36	30	53.2	77.5	61	I		
	1997.08- 2005.06	MT	L	F	Hatchback Engine AHW/AKQ/APE/AXP/BCA	261045	Drive Shaft		36		53	78.5	555			
	1997.08- 2005.06	MT	R	F	Hatchback Engine AHW/AKQ/APE/AXP/BCA	203046	Drive Shaft		36		53	78.5	822			
	1997.08- 2005.06	MT		F	Hatchback Engine AHW/AKQ/APE/AXP/BCA	803033	Outer Joint		36	30	53	78.5	51	I		
	1997.08- 2005.06	MT		F	Hatchback Engine AHW/AKQ/APE/AXP/BCA	603004	Inner Joint			33		32				
	1997.08- 2005.06	MT/AT		F	Hatchback Engine AHW/AKQ/APE/AXP/BCA	603008	Inner Joint			33		32				
1.6 (74 kW)	1997.08- 2004.05	AT		F	Hatchback Engine AEH/AKL/APF	803036	Outer Joint		36	30	53.2	77.5	61	I		
	1997.08- 2004.05	MT	L	F	Hatchback Engine AEH/AKL/APF	261045	Drive Shaft		36		53	78.5	555			
	1997.08- 2004.05	MT		F	Hatchback Engine AEH/AKL/APF	803033	Outer Joint		36	30	53	78.5	51	I		





	 YEAR	TRANSM	L/R	F/R	REMARKS	GSP Ref.	 PRODUCT	 ABS	Technical Specifications									
									A	B	C	H	L	P				
VOLKSWAGEN GOLF IV (1J1)																		
1.6 (74 kW)	1997.08- 2004.05	MT	R	F	Hatchback Engine AEH/AKL/APF	203046	Drive Shaft		36		53	78.5	822					
	1997.08- 2004.05	MT		F	Hatchback Engine AEH/AKL/APF	603004	Inner Joint			33		32						
	1997.08- 2004.05	MT/AT		F	Hatchback Engine AEH/AKL/APF	603008	Inner Joint			33		32						
	1997.08- 2004.05	MT/AT		F	Hatchback Engine AEH/AKL/APF	661006	Inner Joint			30		57.6						
1.6 (75 kW)	2000.08- 2005.06			F	Hatchback Engine AVU/BFQ	803036	Outer Joint		36	30	53.2	77.5	61	I				
	2000.08- 2005.06	MT	L	F	Hatchback Engine AVU/BFQ	261045	Drive Shaft		36		53	78.5	555					
	2000.08- 2005.06	MT	R	F	Hatchback Engine AVU/BFQ	203046	Drive Shaft		36		53	78.5	822					
1.6 16V (77 kW)	2000.02- 2005.06			F	Hatchback Engine ATN/AUS/AZD/BCB	803036	Outer Joint		36	30	53.2	77.5	61	I				
	2000.02- 2005.06	5MT		F	Hatchback Engine ATN/AUS/AZD/BCB	661005	Inner Joint			30		57.6						
	2002.01- 2005.06			F	Hatchback Engine BAD	803036	Outer Joint		36	30	53.2	77.5	61	I				
1.6 FSi (81 kW)	2002.01- 2005.06			F	Hatchback Engine BAD	803036	Outer Joint		36	30	53.2	77.5	61	I				
	2002.01- 2005.06			F	Hatchback Engine BAD	661005	Inner Joint			30		57.6						
1.8 (66 kW)	1997.10- 1999.09	MT		F	Hatchback Engine ACC	853007	Outer Joint		22	30	53.2	78	61	I				
1.8 (92 kW)	1997.08- 2005.06	MT		F	Hatchback Engine AGN/BAF	803036	Outer Joint		36	30	53.2	77.5	61	I				
	1997.08- 2005.06	MT		F	Hatchback Engine AGN/BAF	603004	Inner Joint			33		32						
	1997.08- 2005.06	MT		F	Hatchback Engine AGN/BAF	603011	Inner Joint			33		34						
	1997.08- 2005.06	AT		F	Hatchback Engine AGN/BAF	603008	Inner Joint			33		32						
1.8 4motion (92 kW)	1998.05- 2005.06	MT			All-wheel Drive Hatchback Engine AGN	803036	Outer Joint		36	30	53.2	77.5	61	I				
	1998.05- 2005.06	MT	R		All-wheel Drive Hatchback Engine AGN	653002	Inner Joint			33		34						
	1998.05- 2005.06	MT		F	All-wheel Drive Hatchback Engine AGN	603004	Inner Joint			33		32						
	1998.05- 2005.06			F/R	All-wheel Drive Hatchback Engine AGN	603011	Inner Joint			33		34						
1.8 T (110 kW)	1997.08- 2005.06	MT		F	Hatchback Engine AGU/AQA/ARZ/AUM/AWD	803036	Outer Joint		36	30	53.2	77.5	61	I				
	1997.08- 2005.06	MT/AT		F	Hatchback Engine AGU/AQA/ARZ/AUM/AWD	661006	Inner Joint			30		57.6						
1.8 T GTi (132 kW)	2001.08- 2005.06		R	F	Hatchback Engine AUQ	253010	Drive Shaft		36		59.5	40	768					
	2001.08- 2005.06			F	Hatchback Engine AUQ	803035	Outer Joint		36	27	53	77.5	65	I				
1.9 SDi (50 kW)	1997.08- 2005.06	AT		F	Hatchback Engine AGP/AQM	803036	Outer Joint		36	30	53.2	77.5	61	I				
	1997.08- 2005.06	MT	L	F	Hatchback Engine AGP/AQM	261045	Drive Shaft		36		53	78.5	555					
	1997.08- 2005.06	MT	R	F	Hatchback Engine AGP/AQM	203046	Drive Shaft		36		53	78.5	822					
	1997.08- 2005.06	MT		F	Hatchback Engine AGP/AQM	803033	Outer Joint		36	30	53	78.5	51	I				
	1997.08- 2005.06	MT		F	Hatchback Engine AGP/AQM	603008	Inner Joint			33		32						
1.9 TDi (110 kW)	2000.05- 2005.06		L	F	Hatchback Engine ARL	261123	Drive Shaft		36		53	77.5	520					
	2000.05- 2005.06	MT		F	Hatchback Engine ARL	803036	Outer Joint		36	30	53.2	77.5	61	I				
	2000.05- 2005.06	MT/AT		F	Hatchback Engine ARL	803035	Outer Joint		36	27	53	77.5	65	I				
1.9 TDi (66 kW)	1997.10- 2004.05	MT		F	Hatchback Engine AGR/ALH	803036	Outer Joint		36	30	53.2	77.5	61	I				
	1997.10- 2004.05	MT	L	F	Hatchback Engine AGR/ALH	203006	Drive Shaft		36		53.2	77.5	557					
	1997.10- 2004.05	MT		F	Hatchback Engine AGR/ALH	603009	Inner Joint			33		34						
	1997.10- 2004.05	MT	R	F	Hatchback Engine AGR/ALH	203004	Drive Shaft		36		53.2	77.5	822					
	1997.10- 2004.05	MT/AT		F	Hatchback Engine AGR/ALH	661006	Inner Joint			30		57.6						
1.9 TDi (74 kW)	2000.09- 2005.06	MT/AT		F	Hatchback Engine ATD/AXR	803036	Outer Joint		36	30	53.2	77.5	61	I				
	2000.09- 2005.06	MT	L	F	Hatchback Engine ATD/AXR	203006	Drive Shaft		36		53.2	77.5	557					
	2000.09- 2005.06	MT	R	F	Hatchback Engine ATD/AXR	203004	Drive Shaft		36		53.2	77.5	822					
	2000.09- 2005.06	MT		F	Hatchback Engine ATD/AXR	603011	Inner Joint			33		34						
	2000.09- 2005.06	AT		F	Hatchback Engine ATD/AXR	803035	Outer Joint		36	27	53	77.5	65	I				
	2000.09- 2005.06	MT/AT		F	Hatchback Engine ATD/AXR	661006	Inner Joint			30		57.6						
1.9 TDi (81 kW)	1997.08- 2004.05	MT/AT		F	Hatchback Engine AHF/ASV	661006	Inner Joint			30		57.6						
	1997.08- 2004.05	MT		F	Hatchback Engine AHF/ASV	803036	Outer Joint		36	30	53.2	77.5	61	I				
	1997.08- 2004.05	MT	L	F	Hatchback Engine AHF/ASV	203006	Drive Shaft		36		53.2	77.5	557					
	1997.08- 2004.05	MT		F	Hatchback Engine AHF/ASV	603009	Inner Joint			33		34						
	1997.08- 2004.05	MT	R	F	Hatchback Engine AHF/ASV	203004	Drive Shaft		36		53.2	77.5	822					
1.9 TDi (85 kW)	1998.12- 2001.06	MT	L	F	Hatchback Engine AJM/AUY	261123	Drive Shaft		36		53	77.5	520					
	1998.12- 2001.06	MT	R	F	Hatchback Engine AJM/AUY	261121	Drive Shaft		36		53	77.5	806					
	1998.12- 2001.06	MT		F	Hatchback Engine AJM/AUY	803035	Outer Joint		36	27	53	77.5	65	I				
1.9 TDi (96 kW)	2000.11- 2005.06	MT	L	F	Hatchback Engine ASZ	261123	Drive Shaft		36		53	77.5	520					
	2000.11- 2005.06	4AT		F	Hatchback Engine ASZ	803036	Outer Joint		36	30	53.2	77.5	61	I				
	2000.11- 2005.06	MT	R	F	Hatchback Engine ASZ	261121	Drive Shaft		36		53	77.5	806					
	2000.11- 2005.06	MT/AT		F	Hatchback Engine ASZ	803035	Outer Joint		36	27	53	77.5	65	I				
1.9 TDi 4motion (110 kW)	2000.02- 2005.06	MT			All-wheel Drive Hatchback Engine ARL	803036	Outer Joint		36	30	53.2	77.5	61	I				
	2000.02- 2005.06	MT	R		All-wheel Drive Hatchback Engine ARL	653002	Inner Joint			33		34						
	2000.02- 2005.06			R	All-wheel Drive Hatchback Engine ARL	603011	Inner Joint			33		34						
	2000.02- 2005.06	MT		F	All-wheel Drive Hatchback Engine ARL	803035	Outer Joint		36	27	53	77.5	65	I				





	 YEAR	TRANSM	L/R	F/R	REMARKS	GSP Ref.	 PRODUCT	 ABS	Technical Specifications							
									A	B	C	H	L	P		
VOLKSWAGEN GOLF IV (1J1)																
1.9 TDi 4motion (66 kW)	1998.07- 2002.04	MT			All-wheel Drive Hatchback Engine AGR/ALH	803036	Outer Joint		36	30	53.2	77.5	61	I		
	1998.07- 2002.04	MT		R	All-wheel Drive Hatchback Engine AGR/ALH	653002	Inner Joint			33		34				
	1998.07- 2002.04			F/R	All-wheel Drive Hatchback Engine AGR/ALH	603011	Inner Joint			33		34				
	1998.07- 2002.04	MT/AT			All-wheel Drive Hatchback Engine AGR/ALH	661006	Inner Joint			30		57.6				
1.9 TDi 4motion (74 kW)	2000.09- 2005.06	MT/AT		F	All-wheel Drive Hatchback Engine ATD	661006	Inner Joint			30		57.6				
	2000.09- 2005.06	MT	L	F	All-wheel Drive Hatchback Engine ATD	261123	Drive Shaft		36		53	77.5	520			
	2000.09- 2005.06	MT/AT			All-wheel Drive Hatchback Engine ATD	803036	Outer Joint		36	30	53.2	77.5	61	I		
	2000.09- 2005.06	MT		R	All-wheel Drive Hatchback Engine ATD	653002	Inner Joint			33		34				
	2000.09- 2005.06			R	All-wheel Drive Hatchback Engine ATD	603011	Inner Joint			33		34				
	2000.09- 2005.06	MT		F	All-wheel Drive Hatchback Engine ATD	803035	Outer Joint		36	27	53	77.5	65	I		
	2000.09- 2005.06	MT		F	All-wheel Drive Hatchback Engine ATD	803035	Outer Joint		36	27	53	77.5	65	I		
1.9 TDi 4motion (85 kW)	1999.09- 2001.06			L	All-wheel Drive Hatchback Engine AJM/AUY	261123	Drive Shaft		36		53	77.5	520			
	1999.09- 2001.06	MT		R	All-wheel Drive Hatchback Engine AJM/AUY	653002	Inner Joint			33		34				
	1999.09- 2001.06			R	All-wheel Drive Hatchback Engine AJM/AUY	603011	Inner Joint			33		34				
	1999.09- 2001.06	MT		F	All-wheel Drive Hatchback Engine AJM/AUY	803035	Outer Joint		36	27	53	77.5	65	I		
1.9 TDi 4motion (96 kW)	2000.11- 2005.06			L	All-wheel Drive Hatchback Engine ASZ	261123	Drive Shaft		36		53	77.5	520			
	2000.11- 2005.06	4AT			All-wheel Drive Hatchback Engine ASZ	803036	Outer Joint		36	30	53.2	77.5	61	I		
	2000.11- 2005.06	MT		R	All-wheel Drive Hatchback Engine ASZ	653002	Inner Joint			33		34				
	2000.11- 2005.06			R	All-wheel Drive Hatchback Engine ASZ	603011	Inner Joint			33		34				
2.0 (85 kW)	2000.11- 2005.06	MT		F	All-wheel Drive Hatchback Engine ASZ	803035	Outer Joint		36	27	53	77.5	65	I		
	1998.07- 2004.05	MT/AT		F	Hatchback Engine APK/AQY/AZG/AZJ/BER	661006	Inner Joint			30		57.6				
	1998.07- 2004.05			F	Hatchback Engine APK/AQY/AZG/AZJ/BER	803036	Outer Joint		36	30	53.2	77.5	61	I		
	1998.07- 2004.05	MT	R	F	Hatchback Engine APK/AQY/AZG/AZJ/BER	203004	Drive Shaft		36		53.2	77.5	822			
2.0 4motion (85 kW)	1998.07- 2004.05			F	Hatchback Engine APK/AQY/AZG/AZJ/BER	603011	Inner Joint			33		34				
	2000.10- 2005.06	MT/AT		F	All-wheel Drive Hatchback Engine AZH/AZJ	661006	Inner Joint			30		57.6				
	2000.10- 2005.06				All-wheel Drive Hatchback Engine AZH/AZJ	803036	Outer Joint		36	30	53.2	77.5	61	I		
	2000.10- 2005.06	MT		R	All-wheel Drive Hatchback Engine AZH/AZJ	653002	Inner Joint			33		34				
2.3 V5 (110 kW)	2000.10- 2005.06			F/R	All-wheel Drive Hatchback Engine AZH/AZJ	603011	Inner Joint			33		34				
	1997.08- 2000.10	MT/AT		F	Hatchback Engine AGZ	661006	Inner Joint			30		57.6				
	1997.08- 2000.10	MT		F	Hatchback Engine AGZ	803036	Outer Joint		36	30	53.2	77.5	61	I		
	1997.08- 2000.10	MT		F	Hatchback Engine AGZ	803036	Outer Joint		36	30	53.2	77.5	61	I		
2.3 V5 (125 kW)	2000.10- 2005.06	MT/AT		F	Hatchback Engine AQN	661006	Inner Joint			30		57.6				
	2000.10- 2005.06	MT		F	Hatchback Engine AQN	803036	Outer Joint		36	30	53.2	77.5	61	I		
	2000.10- 2005.06	AT		F	Hatchback Engine AQN	803035	Outer Joint		36	27	53	77.5	65	I		
2.3 V5 4motion (110 kW)	1998.12- 2000.10	MT/AT		F	All-wheel Drive Hatchback Engine AGZ	661006	Inner Joint			30		57.6				
	1998.12- 2000.10			L	All-wheel Drive Hatchback Engine AGZ	261123	Drive Shaft		36		53	77.5	520			
	1998.12- 2000.10	MT			All-wheel Drive Hatchback Engine AGZ	803036	Outer Joint		36	30	53.2	77.5	61	I		
	1998.12- 2000.10	MT		R	All-wheel Drive Hatchback Engine AGZ	653002	Inner Joint			33		34				
	1998.12- 2000.10			R	All-wheel Drive Hatchback Engine AGZ	603011	Inner Joint			33		34				
	1998.12- 2000.10	MT		F	All-wheel Drive Hatchback Engine AGZ	803035	Outer Joint		36	27	53	77.5	65	I		
2.3 V5 4motion (125 kW)	2000.10- 2005.06	MT/AT		F	All-wheel Drive Hatchback Engine AQN	661006	Inner Joint			30		57.6				
	2000.10- 2005.06			L	All-wheel Drive Hatchback Engine AQN	261123	Drive Shaft		36		53	77.5	520			
	2000.10- 2005.06				All-wheel Drive Hatchback Engine AQN	803036	Outer Joint		36	30	53.2	77.5	61	I		
	2000.10- 2005.06	MT		R	All-wheel Drive Hatchback Engine AQN	653002	Inner Joint			33		34				
	2000.10- 2005.06			R	All-wheel Drive Hatchback Engine AQN	603011	Inner Joint			33		34				
	2000.10- 2005.06	MT		F	All-wheel Drive Hatchback Engine AQN	803035	Outer Joint		36	27	53	77.5	65	I		
2.8 V6 4motion (150 kW)	1999.03- 2005.06	6MT	L	F	All-wheel Drive Hatchback Engine AQP/AUE/BDE	261123	Drive Shaft		36		53	77.5	520			
	1999.03- 2005.06	MT		R	All-wheel Drive Hatchback Engine AQP/AUE/BDE	653002	Inner Joint			33		34				
	1999.03- 2005.06	6MT		R	All-wheel Drive Hatchback Engine AQP/AUE/BDE	603011	Inner Joint			33		34				
	1999.03- 2005.06	MT		F	All-wheel Drive Hatchback Engine AQP/AUE/BDE	803035	Outer Joint		36	27	53	77.5	65	I		
3.2 R32 4motion (177 kW)	2002.09- 2005.06	MT		R	All-wheel Drive Hatchback Engine BFH/BML	653002	Inner Joint			33		34				
	2002.09- 2005.06	6MT		R	All-wheel Drive Hatchback Engine BFH/BML	603011	Inner Joint			33		34				
GOLF IV (1J5)																
1.4 16V (55 kW)	1999.05- 2006.06	AT		F	Estate Engine AHW/AKQ/APE/AXP/BCA	803036	Outer Joint		36	30	53.2	77.5	61	I		
	1999.05- 2006.06	MT	R	F	Estate Engine AHW/AKQ/APE/AXP/BCA	203046	Drive Shaft		36		53	78.5	822			
	1999.05- 2006.06	MT	L	F	Estate Engine AHW/AKQ/APE/AXP/BCA	261045	Drive Shaft		36		53	78.5	555			
	1999.05- 2006.06	MT		F	Estate Engine AHW/AKQ/APE/AXP/BCA	803033	Outer Joint		36	30	53	78.5	51	I		
	1999.05- 2006.06	MT		F	Estate Engine AHW/AKQ/APE/AXP/BCA	603004	Inner Joint			33		32				
	1999.05- 2006.06	MT/AT		F	Estate Engine AHW/AKQ/APE/AXP/BCA	603008	Inner Joint			33		32				
1.6 (74 kW)	1999.05- 2002.04	MT/AT		F	Estate Engine AEH/AKL/APF	661006	Inner Joint			30		57.6				
	1999.05- 2002.04	AT		F	Estate Engine AEH/AKL/APF	803036	Outer Joint		36	30	53.2	77.5	61	I		
	1999.05- 2002.04	MT	L	F	Estate Engine AEH/AKL/APF	261045	Drive Shaft		36		53	78.5	555			
	1999.05- 2002.04	MT		F	Estate Engine AEH/AKL/APF	803033	Outer Joint		36	30	53	78.5	51	I		
	1999.05- 2002.04	MT	R	F	Estate Engine AEH/AKL/APF	203046	Drive Shaft		36		53	78.5	822			





	 YEAR	TRANSM	L/R	F/R	REMARKS	GSP Ref.	 PRODUCT	 ABS	Technical Specifications									
									A	B	C	H	L	P				
VOLKSWAGEN GOLF IV (1J5)																		
1.6 (74 kW)	1999.05- 2002.04	MT		F	Estate Engine AEH/AKL/APF	603004	Inner Joint			33		32						
	1999.05- 2002.04	MT/AT		F	Estate Engine AEH/AKL/APF	603008	Inner Joint			33		32						
1.6 (75 kW)	2000.08- 2006.06	MT/AT		F	Estate Engine AVU/BFQ	661006	Inner Joint			30		57.6						
	2000.08- 2006.06			F	Estate Engine AVU/BFQ	803036	Outer Joint		36	30	53.2	77.5	61	I				
	2000.08- 2006.06	MT	L	F	Estate Engine AVU/BFQ	261045	Drive Shaft		36		53	78.5	555					
	2000.08- 2006.06	MT	R	F	Estate Engine AVU/BFQ	203046	Drive Shaft		36		53	78.5	822					
1.6 16V (77 kW)	2000.02- 2006.06			F	Estate Engine ATN/AUS/AZD/BCB	803036	Outer Joint		36	30	53.2	77.5	61	I				
	2000.02- 2006.06			F	Estate Engine ATN/AUS/AZD/BCB	661005	Inner Joint			30		57.6						
1.6 FSi (81 kW)	2002.01- 2006.06			F	Estate Engine BAD	803036	Outer Joint		36	30	53.2	77.5	61	I				
	2002.01- 2006.06			F	Estate Engine BAD	661005	Inner Joint			30		57.6						
1.8 4motion (92 kW)	1999.05- 2006.06	MT			All-wheel Drive Estate Engine AGN	803036	Outer Joint		36	30	53.2	77.5	61	I				
	1999.05- 2006.06	MT		R	All-wheel Drive Estate Engine AGN	653002	Inner Joint			33		34						
	1999.05- 2006.06	MT		F	All-wheel Drive Estate Engine AGN	603004	Inner Joint			33		32						
	1999.05- 2006.06	6MT		F/R	All-wheel Drive Estate Engine AGN	603011	Inner Joint			33		34						
	1999.05- 2006.06	AT			All-wheel Drive Estate Engine AGN	603008	Inner Joint			33		32						
1.8 T (110 kW)	2000.05- 2006.06	MT/AT		F	Estate Engine AGU/AQA/ARZ/AUM/AWD	661006	Inner Joint			30		57.6						
	2000.05- 2006.06	MT		F	Estate Engine AGU/AQA/ARZ/AUM/AWD	803036	Outer Joint		36	30	53.2	77.5	61	I				
1.9 SDi (50 kW)	1999.05- 2006.06			R	Estate Engine AGP/AQM	203046	Drive Shaft		36		53	78.5	822					
	1999.05- 2006.06	AT		F	Estate Engine AGP/AQM	803036	Outer Joint		36	30	53.2	77.5	61	I				
	1999.05- 2006.06		L	F	Estate Engine AGP/AQM	261045	Drive Shaft		36		53	78.5	555					
	1999.05- 2006.06	MT		F	Estate Engine AGP/AQM	803033	Outer Joint		36	30	53	78.5	51	I				
	1999.05- 2006.06	MT		F	Estate Engine AGP/AQM	603008	Inner Joint			33		32						
1.9 TDi (66 kW)	1999.05- 2006.05	MT/AT		F	Estate Engine AGR/ALH	661006	Inner Joint			30		57.6						
	1999.05- 2006.05	MT		F	Estate Engine AGR/ALH	803036	Outer Joint		36	30	53.2	77.5	61	I				
	1999.05- 2006.05	MT	L	F	Estate Engine AGR/ALH	203006	Drive Shaft		36		53.2	77.5	557					
	1999.05- 2006.05	MT		F	Estate Engine AGR/ALH	603009	Inner Joint			33		34						
	1999.05- 2006.05	MT	R	F	Estate Engine AGR/ALH	203004	Drive Shaft		36		53.2	77.5	822					
1.9 TDi (74 kW)	2000.09- 2006.06	MT/AT		F	Estate Engine ATD/AXR	661006	Inner Joint			30		57.6						
	2000.09- 2006.06	MT/AT		F	Estate Engine ATD/AXR	803036	Outer Joint		36	30	53.2	77.5	61	I				
	2000.09- 2006.06	MT	L	F	Estate Engine ATD/AXR	203006	Drive Shaft		36		53.2	77.5	557					
	2000.09- 2006.06	MT	R	F	Estate Engine ATD/AXR	203004	Drive Shaft		36		53.2	77.5	822					
	2000.09- 2006.06	MT		F	Estate Engine ATD/AXR	603011	Inner Joint			33		34						
	2000.09- 2006.06	AT		F	Estate Engine ATD/AXR	803035	Outer Joint		36	27	53	77.5	65	I				
1.9 TDi (81 kW)	1999.08- 2006.05	MT/AT		F	Estate Engine AHF/ASV	661006	Inner Joint			30		57.6						
	1999.08- 2006.05	MT		F	Estate Engine AHF/ASV	803036	Outer Joint		36	30	53.2	77.5	61	I				
	1999.08- 2006.05	MT	L	F	Estate Engine AHF/ASV	203006	Drive Shaft		36		53.2	77.5	557					
	1999.08- 2006.05	MT		F	Estate Engine AHF/ASV	603009	Inner Joint			33		34						
	1999.08- 2006.05	MT	R	F	Estate Engine AHF/ASV	203004	Drive Shaft		36		53.2	77.5	822					
1.9 TDi (85 kW)	1999.10- 2006.05	MT	L	F	Estate Engine AJM/AUY	261123	Drive Shaft		36		53	77.5	520					
	1999.10- 2006.05	MT	R	F	Estate Engine AJM/AUY	261121	Drive Shaft		36		53	77.5	806					
	1999.10- 2006.05	MT		F	Estate Engine AJM/AUY	803035	Outer Joint		36	27	53	77.5	65	I				
1.9 TDi (96 kW)	2000.11- 2006.06	MT	L	F	Estate Engine ASZ	261123	Drive Shaft		36		53	77.5	520					
	2000.11- 2006.06	4AT		F	Estate Engine ASZ	803036	Outer Joint		36	30	53.2	77.5	61	I				
	2000.11- 2006.06	MT	R	F	Estate Engine ASZ	261121	Drive Shaft		36		53	77.5	806					
	2000.11- 2006.06	MT/AT		F	Estate Engine ASZ	803035	Outer Joint		36	27	53	77.5	65	I				
1.9 TDi 4motion (66 kW)	1999.05- 2002.04	MT/AT		F	All-wheel Drive Estate Engine AGR/ALH	661006	Inner Joint			30		57.6						
	1999.05- 2002.04	MT			All-wheel Drive Estate Engine AGR/ALH	803036	Outer Joint		36	30	53.2	77.5	61	I				
	1999.05- 2002.04	MT		R	All-wheel Drive Estate Engine AGR/ALH	653002	Inner Joint			33		34						
	1999.05- 2002.04			F/R	All-wheel Drive Estate Engine AGR/ALH	603011	Inner Joint			33		34						
1.9 TDi 4motion (74 kW)	2000.09- 2006.06	MT/AT		F	All-wheel Drive Estate Engine ATD	661006	Inner Joint			30		57.6						
	2000.09- 2006.06	MT	L	F	All-wheel Drive Estate Engine ATD	261123	Drive Shaft		36		53	77.5	520					
	2000.09- 2006.06	MT/AT			All-wheel Drive Estate Engine ATD	803036	Outer Joint		36	30	53.2	77.5	61	I				
	2000.09- 2006.06	MT		R	All-wheel Drive Estate Engine ATD	653002	Inner Joint			33		34						
	2000.09- 2006.06			R	All-wheel Drive Estate Engine ATD	603011	Inner Joint			33		34						
	2000.09- 2006.06	MT		F	All-wheel Drive Estate Engine ATD	803035	Outer Joint		36	27	53	77.5	65	I				
1.9 TDi 4motion (85 kW)	1999.05- 2001.06			L	All-wheel Drive Estate Engine AJM	261123	Drive Shaft		36		53	77.5	520					
	1999.05- 2001.06	MT		R	All-wheel Drive Estate Engine AJM	653002	Inner Joint			33		34						
	1999.05- 2001.06			R	All-wheel Drive Estate Engine AJM	603011	Inner Joint			33		34						
	1999.05- 2001.06	MT		F	All-wheel Drive Estate Engine AJM	803035	Outer Joint		36	27	53	77.5	65	I				
1.9 TDi 4motion (96 kW)	2000.11- 2006.06	MT	L	F	All-wheel Drive Estate Engine ASZ	261123	Drive Shaft		36		53	77.5	520					
	2000.11- 2006.06	4AT			All-wheel Drive Estate Engine ASZ	803036	Outer Joint		36	30	53.2	77.5	61	I				
	2000.11- 2006.06	MT	R		All-wheel Drive Estate Engine ASZ	261121	Drive Shaft		36		53	77.5	806					





	 YEAR	TRANSM	L/R	F/R	REMARKS	GSP Ref.	 PRODUCT	 ABS	Technical Specifications					
									A	B	C	H	L	P
VOLKSWAGEN GOLF IV (1J5)														
1.9 TDi 4motion (96 kW)	2000.11- 2006.06	MT		R	All-wheel Drive Estate Engine ASZ	653002	Inner Joint		33		34			
	2000.11- 2006.06			R	All-wheel Drive Estate Engine ASZ	603011	Inner Joint		33		34			
	2000.11- 2006.06	MT		F	All-wheel Drive Estate Engine ASZ	803035	Outer Joint	36	27	53	77.5	65	I	
2.0 (85 kW)	1999.05- 2006.06	MT/AT		F	Estate Engine APK/AQY/AZJ	661006	Inner Joint		30		57.6			
	1999.05- 2006.06			F	Estate Engine APK/AQY/AZJ	803036	Outer Joint	36	30	53.2	77.5	61	I	
	1999.05- 2006.06	MT	R	F	Estate Engine APK/AQY/AZJ	203004	Drive Shaft	36		53.2	77.5	822		
	1999.05- 2006.06	MT		F	Estate Engine APK/AQY/AZJ	603011	Inner Joint		33		34			
2.0 4motion (85 kW)	2000.10- 2006.06	MT/AT		F	All-wheel Drive Estate Engine AZH/AZJ	661006	Inner Joint		30		57.6			
	2000.10- 2006.06				All-wheel Drive Estate Engine AZH/AZJ	803036	Outer Joint	36	30	53.2	77.5	61	I	
	2000.10- 2006.06	MT		R	All-wheel Drive Estate Engine AZH/AZJ	653002	Inner Joint		33		34			
	2000.10- 2006.06			F/R	All-wheel Drive Estate Engine AZH/AZJ	603011	Inner Joint		33		34			
2.0 BiFuel (85 kW)	2002.02- 2006.06			F	Estate Engine BEH	803036	Outer Joint	36	30	53.2	77.5	61	I	
	2002.02- 2006.06		R	F	Estate Engine BEH	203004	Drive Shaft	36		53.2	77.5	822		
	2002.02- 2006.06			F	Estate Engine BEH	603011	Inner Joint		33		34			
2.3 V5 (110 kW)	1999.05- 2006.06	MT/AT		F	Estate Engine AGZ	661006	Inner Joint		30		57.6			
	1999.05- 2006.06	MT		F	Estate Engine AGZ	803036	Outer Joint	36	30	53.2	77.5	61	I	
	1999.05- 2006.06	6MT		F	Estate Engine AGZ	603011	Inner Joint		33		34			
2.3 V5 (125 kW)	2000.10- 2006.06	MT/AT		F	Estate Engine AQN	661006	Inner Joint		30		57.6			
	2000.10- 2006.06			F	Estate Engine AQN	803036	Outer Joint	36	30	53.2	77.5	61	I	
	2000.10- 2006.06	AT		F	Estate Engine AQN	803035	Outer Joint	36	27	53	77.5	65	I	
2.3 V5 4motion (110 kW)	1999.05- 2006.06	MT/AT		F	All-wheel Drive Estate Engine AGZ	661006	Inner Joint		30		57.6			
	1999.05- 2006.06	6MT	L	F	All-wheel Drive Estate Engine AGZ	261123	Drive Shaft	36		53	77.5	520		
	1999.05- 2006.06	MT			All-wheel Drive Estate Engine AGZ	803036	Outer Joint	36	30	53.2	77.5	61	I	
	1999.05- 2006.06	MT		R	All-wheel Drive Estate Engine AGZ	653002	Inner Joint		33		34			
	1999.05- 2006.06	6MT		R	All-wheel Drive Estate Engine AGZ	603011	Inner Joint		33		34			
	1999.05- 2006.06	MT		F	All-wheel Drive Estate Engine AGZ	803035	Outer Joint	36	27	53	77.5	65	I	
2.3 V5 4motion (125 kW)	2000.10- 2006.06	MT/AT		F	All-wheel Drive Estate Engine AQN	661006	Inner Joint		30		57.6			
	2000.10- 2006.06		L	F	All-wheel Drive Estate Engine AQN	261123	Drive Shaft	36		53	77.5	520		
	2000.10- 2006.06				All-wheel Drive Estate Engine AQN	803036	Outer Joint	36	30	53.2	77.5	61	I	
	2000.10- 2006.06	MT		R	All-wheel Drive Estate Engine AQN	653002	Inner Joint		33		34			
	2000.10- 2006.06			R	All-wheel Drive Estate Engine AQN	603011	Inner Joint		33		34			
	2000.10- 2006.06	MT		F	All-wheel Drive Estate Engine AQN	803035	Outer Joint	36	27	53	77.5	65	I	
2.8 V6 4motion (150 kW)	1999.05- 2006.06	MT		F	All-wheel Drive Estate Engine AQP/AUE/BDE	803035	Outer Joint	36	27	53	77.5	65	I	
	1999.05- 2006.06	6MT	L	F	All-wheel Drive Estate Engine AQP/AUE/BDE	261123	Drive Shaft	36		53	77.5	520		
	1999.05- 2006.06	MT		R	All-wheel Drive Estate Engine AQP/AUE/BDE	653002	Inner Joint		33		34			
	1999.05- 2006.06	6MT		R	All-wheel Drive Estate Engine AQP/AUE/BDE	603011	Inner Joint		33		34			
GOLF PLUS (5M1, 521)														
1.2 TSi (77 kW)	2009.11-	MT		F	Hatchback Engine CBZB	653002	Inner Joint		33		34			
1.4 16V (55 kW)	2005.06- 2006.05	MT		F	Hatchback Engine BCA	853001	Outer Joint	36	30	59.5	40	49	I	
	2005.06- 2006.05			F	Hatchback Engine BCA	603008	Inner Joint		33		32			
1.4 16V (59 kW)	2006.06- 2008.03	5MT		F	Hatchback Engine BUD/CGGA	853001	Outer Joint	36	30	59.5	40	49	I	
	2006.06- 2008.03			F	Hatchback Engine BUD/CGGA	603008	Inner Joint		33		32			
1.4 FSi (66 kW)	2005.07-	5MT		F	Hatchback Engine BLN	853001	Outer Joint	36	30	59.5	40	49	I	
	2005.07-			F	Hatchback Engine BLN	603008	Inner Joint		33		32			
1.4 TSi (103 kW)	2006.06- 2008.03	6AT		F	Hatchback Engine BMY	803002	Outer Joint	36	27	59.5	40	66	I	
	2006.06- 2008.03	MT	L	F	Hatchback Engine BMY	261224	Drive Shaft	36		59.5	40	536		
	2006.06- 2008.03	MT		F	Hatchback Engine BMY	653002	Inner Joint		33		34			
1.4 TSi (118 kW)	2008.06-	7AT		F	Hatchback Engine CAVD/CNWA	803002	Outer Joint	36	27	59.5	40	66	I	
	2008.06-	MT		F	Hatchback Engine CAVD/CNWA	653002	Inner Joint		33		34			
	2008.06-	MT		F	Hatchback Engine CAVD/CNWA	803037	Outer Joint	36	30	59.5	40.5	55	I	
1.4 TSi (125 kW)	2006.05- 2008.06	6AT		F	Hatchback Engine BLG	803002	Outer Joint	36	27	59.5	40	66	I	
1.4 TSi (90 kW)	2007.09-	Semi-AT		F	Hatchback Engine CAXA	803002	Outer Joint	36	27	59.5	40	66	I	
	2007.09-			F	Hatchback Engine CAXA	803037	Outer Joint	36	30	59.5	40.5	55	I	
1.6 (75 kW)	2005.05-	6AT		F	Hatchback Engine BSE/BSF/CCSA/CMXA	661011	Inner Joint	26	32	31	68.5	85		
	2005.05-	MT	L	F	Hatchback Engine BSE/BSF/CCSA/CMXA	261097	Drive Shaft	36		59.5	40.5	543		
	2005.05-	MT	R	F	Hatchback Engine BSE/BSF/CCSA/CMXA	261096	Drive Shaft	36		59.5	40.5	799		
	2005.05-	AT	L	F	Hatchback Engine BSE/BSF/CCSA/CMXA	203318	Drive Shaft	36	26	59.5	38	581		
	2005.05-	6AT	L	F	Hatchback Engine BSE/BSF/CCSA/CMXA	261093	Drive Shaft	36	26	59.5	40.5	587.5		
	2005.05-	MT	L	F	Hatchback Engine BSE/BSF/CCSA/CMXA	203320	Drive Shaft	36		59.5	40	546		
	2005.05-	6AT	R	F	Hatchback Engine BSE/BSF/CCSA/CMXA	261094	Drive Shaft	36	26	59.5	40.5	884		
	2005.05-	AT		F	Hatchback Engine BSE/BSF/CCSA/CMXA	803037	Outer Joint	36	30	59.5	40.5	55	I	
2005.05-	MT		F	Hatchback Engine BSE/BSF/CCSA/CMXA	603011	Inner Joint		33		34				





	 YEAR	TRANSM	L/R	F/R	REMARKS	GSP Ref.	 PRODUCT	 ABS	Technical Specifications									
									A	B	C	H	L	P				
VOLKSWAGEN GOLF PLUS (5M1, 521)																		
1.6 BiFuel (75 kW)	2009.05-		L	F	Hatchback Engine CHGA	203320	Drive Shaft		36		59.5	40	546					
1.6 FSi (85 kW)	2005.06- 2008.03	6MT	R	F	Hatchback Engine BLF	261211	Drive Shaft		36		59.5	40.5	784					
	2005.06- 2008.03	6MT	L	F	Hatchback Engine BLF	203319	Drive Shaft		36		59.5	38	557					
	2005.06- 2008.03	AT	F	F	Hatchback Engine BLF	803037	Outer Joint		36	30	59.5	40.5	55	I				
	2005.06- 2008.03	MT		F	Hatchback Engine BLF	603011	Inner Joint			33		34						
1.6 MultiFuel (75 kW)	2007.11-	MT	L	F	Hatchback Engine CCSA/CMXA	261097	Drive Shaft		36		59.5	40.5	543					
	2007.11-	MT	R	F	Hatchback Engine CCSA/CMXA	261096	Drive Shaft		36		59.5	40.5	799					
	2007.11-	6AT	L	F	Hatchback Engine CCSA/CMXA	203318	Drive Shaft		36	26	59.5	38	581					
	2007.11-	MT		F	Hatchback Engine CCSA/CMXA	653002	Inner Joint			33		34						
	2007.11-		L	F	Hatchback Engine CCSA/CMXA	203320	Drive Shaft		36		59.5	40	546					
	2007.11-	AT		F	Hatchback Engine CCSA/CMXA	803037	Outer Joint		36	30	59.5	40.5	55	I				
1.6 TDi (66 kW)	2009.02-		L	F	Hatchback Engine CAYB	203294	Drive Shaft		36		59.5	38	519					
	2009.02-		R	F	Hatchback Engine CAYB	261042	Drive Shaft		36		59.5	40.5	814					
1.6 TDi (77 kW)	2009.03-	MT	L	F	Hatchback Engine CAYC	203294	Drive Shaft		36		59.5	38	519					
	2009.03-	MT	R	F	Hatchback Engine CAYC	261042	Drive Shaft		36		59.5	40.5	814					
	2009.03-	MT		F	Hatchback Engine CAYC	653002	Inner Joint			33		34						
	2009.03-	MT	F	F	Hatchback Engine CAYC	803037	Outer Joint		36	30	59.5	40.5	55	I				
1.9 TDi (66 kW)	2005.06- 2008.03		L	F	Hatchback Engine BRU/BXF/BXJ	203294	Drive Shaft		36		59.5	38	519					
	2005.06- 2008.03		R	F	Hatchback Engine BRU/BXF/BXJ	261042	Drive Shaft		36		59.5	40.5	814					
	2005.06- 2008.03			F	Hatchback Engine BRU/BXF/BXJ	803037	Outer Joint		36	30	59.5	40.5	55	I				
	2005.06- 2008.03	MT		F	Hatchback Engine BRU/BXF/BXJ	603011	Inner Joint			33		34						
1.9 TDi (77 kW)	2005.06- 2008.03	6MT	L	F	Hatchback Engine BKC/BLS/BXE	203294	Drive Shaft		36		59.5	38	519					
	2005.06- 2008.03	6AT	L	F	Hatchback Engine BKC/BLS/BXE	254013	Drive Shaft		36		59.5	40	479.5					
	2005.06- 2008.03	5MT	L	F	Hatchback Engine BKC/BLS/BXE	203294	Drive Shaft		36		59.5	38	519					
	2005.06- 2008.03	6AT		F	Hatchback Engine BKC/BLS/BXE	654004	Inner Joint			34		85						
	2005.06- 2008.03	5MT	R	F	Hatchback Engine BKC/BLS/BXE	261042	Drive Shaft		36		59.5	40.5	814					
	2005.06- 2008.03	6AT	R	F	Hatchback Engine BKC/BLS/BXE	254011	Drive Shaft		36		59.5	40	755					
	2005.06- 2008.03	6MT/6AT		F	Hatchback Engine BKC/BLS/BXE	803037	Outer Joint		36	30	59.5	40.5	55	I				
	2005.06- 2008.03	MT		F	Hatchback Engine BKC/BLS/BXE	603011	Inner Joint			33		34						
2.0 FSi (110 kW)	2005.06- 2006.05	6AT		F	Hatchback Engine BLR/BLY/BVY/BVZ	661011	Inner Joint		26	32	31	68.5	85					
	2005.06- 2006.05	6MT	R	F	Hatchback Engine BLR/BLY/BVY/BVZ	261113	Drive Shaft		36		59.5	40	814					
	2005.06- 2006.05	6AT	L	F	Hatchback Engine BLR/BLY/BVY/BVZ	261093	Drive Shaft		36	26	59.5	40.5	587.5					
	2005.06- 2006.05	6AT	R	F	Hatchback Engine BLR/BLY/BVY/BVZ	261094	Drive Shaft		36	26	59.5	40.5	884					
	2005.06- 2006.05			F	Hatchback Engine BLR/BLY/BVY/BVZ	803037	Outer Joint		36	30	59.5	40.5	55	I				
	2005.06- 2006.05	MT		F	Hatchback Engine BLR/BLY/BVY/BVZ	603011	Inner Joint			33		34						
2.0 TDi (100 kW)	2005.05-	6MT	R	F	Hatchback Engine AZV/CBDA/CFHB	203313	Drive Shaft		36		59.5	40	792					
	2005.05-	6MT	L	F	Hatchback Engine AZV/CBDA/CFHB	203265	Drive Shaft		36		59.5	40	487					
	2005.05-	MT		F	Hatchback Engine AZV/CBDA/CFHB	803002	Outer Joint		36	27	59.5	40	66	I				
	2005.05-	6AT	L	F	Hatchback Engine AZV/CBDA/CFHB	254013	Drive Shaft		36		59.5	40	479.5					
	2005.05-	6AT		F	Hatchback Engine AZV/CBDA/CFHB	654004	Inner Joint			34		85						
	2005.05-	6MT	L	F	Hatchback Engine AZV/CBDA/CFHB	203295	Drive Shaft		36		59.5	40	491					
	2005.05-	AT	R	F	Hatchback Engine AZV/CBDA/CFHB	254011	Drive Shaft		36		59.5	40	755					
2.0 TDi (103 kW)	2006.06- 2008.03	MT	R	F	Hatchback Engine BMM	203313	Drive Shaft		36		59.5	40	792					
	2006.06- 2008.03	MT	L	F	Hatchback Engine BMM	203265	Drive Shaft		36		59.5	40	487					
	2006.06- 2008.03	6MT/6AT		F	Hatchback Engine BMM	803002	Outer Joint		36	27	59.5	40	66	I				
	2006.06- 2008.03	AT	L	F	Hatchback Engine BMM	254013	Drive Shaft		36		59.5	40	479.5					
	2006.06- 2008.03	6AT		F	Hatchback Engine BMM	654004	Inner Joint			34		85						
	2006.06- 2008.03	MT		F	Hatchback Engine BMM	653002	Inner Joint			33		34						
	2006.06- 2008.03	6MT	L	F	Hatchback Engine BMM	203295	Drive Shaft		36		59.5	40	491					
	2006.06- 2008.03	AT	R	F	Hatchback Engine BMM	254011	Drive Shaft		36		59.5	40	755					
2.0 TDi (81 kW)	2009.01-	MT	L	F	Hatchback Engine CLCA/CBDC	203294	Drive Shaft		36		59.5	38	519					
	2009.01-	AT		F	Hatchback Engine CLCA/CBDC	803002	Outer Joint		36	27	59.5	40	66	I				
	2009.01-	AT	L	F	Hatchback Engine CLCA/CBDC	254013	Drive Shaft		36		59.5	40	479.5					
	2009.01-	MT	R	F	Hatchback Engine CLCA/CBDC	261042	Drive Shaft		36		59.5	40.5	814					
	2009.01-	MT		F	Hatchback Engine CLCA/CBDC	653002	Inner Joint			33		34						
	2009.01-	AT	R	F	Hatchback Engine CLCA/CBDC	254011	Drive Shaft		36		59.5	40	755					
	2009.01-		F	F	Hatchback Engine CLCA/CBDC	803037	Outer Joint		36	30	59.5	40.5	55	I				
2.0 TDi (96 kW)	2005.05- 2007.05		R	F	Hatchback Engine BEE	203313	Drive Shaft		36		59.5	40	792					
	2005.05- 2007.05		L	F	Hatchback Engine BEE	203265	Drive Shaft		36		59.5	40	487					
	2005.05- 2007.05		L	F	Hatchback Engine BEE	203295	Drive Shaft		36		59.5	40	491					
2.0 TDi 16V (103 kW)	2005.01-	MT	R	F	Hatchback Engine BKD/CBDB/CFHC	203313	Drive Shaft		36		59.5	40	792					
	2005.01-	6MT	L	F	Hatchback Engine BKD/CBDB/CFHC	203265	Drive Shaft		36		59.5	40	487					





	 YEAR	TRANSM	L/R	F/R	REMARKS	GSP Ref.	 PRODUCT	 ABS	Technical Specifications							
									A	B	C	H	L	P		
VOLKSWAGEN GOLF PLUS (5M1, 521)																
2.0 TDi 16V (103 kW)	2005.01-			F	Hatchback Engine BKD/CBDB/CFHC	803002	Outer Joint		36	27	59.5	40	66	I		
	2005.01-	AT	L	F	Hatchback Engine BKD/CBDB/CFHC	254013	Drive Shaft		36		59.5	40	479.5			
	2005.01-	6AT		F	Hatchback Engine BKD/CBDB/CFHC	654004	Inner Joint			34		85				
	2005.01-	MT		F	Hatchback Engine BKD/CBDB/CFHC	653002	Inner Joint			33		34				
	2005.01-	6MT	L	F	Hatchback Engine BKD/CBDB/CFHC	203295	Drive Shaft		36		59.5	40	491			
2005.01-	AT	R	F	Hatchback Engine BKD/CBDB/CFHC	254011	Drive Shaft		36		59.5	40	755				
GOLF SERIE II																
1.6	1983.10- 1993.06			L		253006	Drive Shaft		22		50	78.5	526			
GOLF SERIE III																
1.8	1991- 1997.06			R		261012	Drive Shaft		22		50	78	773			
2.0	1991- 1997.06			R		261012	Drive Shaft		22		50	78	773			
GOLF V (1K1)																
1.4 16V (55 kW)	2003.10- 2006.05	MT		F	Hatchback Engine BCA	853001	Outer Joint		36	30	59.5	40	49	I		
	2003.10- 2006.05			F	Hatchback Engine BCA	603008	Inner Joint			33		32				
1.4 16V (59 kW)	2006.06- 2007.05			F	Hatchback Engine BUD	603008	Inner Joint			33		32				
	2006.06- 2007.05	5MT		F	Hatchback Engine BUD	853001	Outer Joint		36	30	59.5	40	49	I		
1.4 FSi (66 kW)	2004.02- 2007.02			F	Hatchback Engine BKG/BLN	603008	Inner Joint			33		32				
	2004.02- 2007.02	MT		F	Hatchback Engine BKG/BLN	853001	Outer Joint		36	30	59.5	40	49	I		
1.4 TSi (103 kW)	2006.06- 2008.03	6AT		F	Hatchback Engine BMY	803002	Outer Joint		36	27	59.5	40	66	I		
	2006.06- 2008.03	MT		F	Hatchback Engine BMY	603011	Inner Joint			33		34				
	2006.06- 2008.03			F	Hatchback Engine BMY	803037	Outer Joint		36	30	59.5	40.5	55	I		
1.4 TSi (125 kW)	2006.06- 2008.03	6MT/6AT		F	Hatchback Engine BLG	803002	Outer Joint		36	27	59.5	40	66	I		
1.4 TSi (90 kW)	2007.09- 2008.11	Semi-AT		F	Hatchback Engine CAXA	803002	Outer Joint		36	27	59.5	40	66	I		
	2007.09- 2008.11	MT		F	Hatchback Engine CAXA	603011	Inner Joint			33		34				
	2007.09- 2008.11			F	Hatchback Engine CAXA	803037	Outer Joint		36	30	59.5	40.5	55	I		
1.6 (75 kW)	2004.01- 2008.11	6AT		F	Hatchback Engine BGU/BSE/BSF	661011	Inner Joint		26	32	31	68.5	85			
	2004.01- 2008.11	MT	L	F	Hatchback Engine BGU/BSE/BSF	261097	Drive Shaft		36		59.5	40.5	543			
	2004.01- 2008.11	MT	R	F	Hatchback Engine BGU/BSE/BSF	261096	Drive Shaft		36		59.5	40.5	799			
	2004.01- 2008.11	AT	L	F	Hatchback Engine BGU/BSE/BSF	203318	Drive Shaft		36	26	59.5	38	581			
	2004.01- 2008.11	6AT	L	F	Hatchback Engine BGU/BSE/BSF	261093	Drive Shaft		36	26	59.5	40.5	587.5			
	2004.01- 2008.11	MT	L	F	Hatchback Engine BGU/BSE/BSF	203320	Drive Shaft		36		59.5	40	546			
	2004.01- 2008.11	6AT	R	F	Hatchback Engine BGU/BSE/BSF	261094	Drive Shaft		36	26	59.5	40.5	884			
	2004.01- 2008.11	MT		F	Hatchback Engine BGU/BSE/BSF	603011	Inner Joint			33		34				
1.6 FSi (85 kW)	2004.02- 2008.03	MT	R	F	Hatchback Engine BAG/BLF/BLP	261211	Drive Shaft		36		59.5	40.5	784			
	2004.02- 2008.03	MT	L	F	Hatchback Engine BAG/BLF/BLP	203319	Drive Shaft		36		59.5	38	557			
	2004.02- 2008.03	MT		F	Hatchback Engine BAG/BLF/BLP	603011	Inner Joint			33		34				
	2004.02- 2008.03			F	Hatchback Engine BAG/BLF/BLP	803037	Outer Joint		36	30	59.5	40.5	55	I		
1.9 TDi (66 kW)	2004.05- 2008.11			L	F	Hatchback Engine BRU/BXF/BXJ	203294	Drive Shaft		36		59.5	38	519		
	2004.05- 2008.11			R	F	Hatchback Engine BRU/BXF/BXJ	261042	Drive Shaft		36		59.5	40.5	814		
	2004.05- 2008.11	MT		F	Hatchback Engine BRU/BXF/BXJ	603011	Inner Joint			33		34				
1.9 TDi (77 kW)	2004.02- 2008.03	6MT	L	F	Hatchback Engine BKC/BLS/BXE	203294	Drive Shaft		36		59.5	38	519			
	2004.02- 2008.03	AT		F	Hatchback Engine BKC/BLS/BXE	803002	Outer Joint		36	27	59.5	40	66	I		
	2004.02- 2008.03	AT	L	F	Hatchback Engine BKC/BLS/BXE	254013	Drive Shaft		36		59.5	40	479.5			
	2004.02- 2008.03	5MT	L	F	Hatchback Engine BKC/BLS/BXE	203294	Drive Shaft		36		59.5	38	519			
	2004.02- 2008.03	6AT		F	Hatchback Engine BKC/BLS/BXE	654004	Inner Joint			34		85				
	2004.02- 2008.03	5MT	R	F	Hatchback Engine BKC/BLS/BXE	261042	Drive Shaft		36		59.5	40.5	814			
	2004.02- 2008.03	MT		F	Hatchback Engine BKC/BLS/BXE	653002	Inner Joint			33		34				
	2004.02- 2008.03	AT	R	F	Hatchback Engine BKC/BLS/BXE	254011	Drive Shaft		36		59.5	40	755			
	2004.02- 2008.03			F	Hatchback Engine BKC/BLS/BXE	803037	Outer Joint		36	30	59.5	40.5	55	I		
1.9 TDi 4motion (77 kW)	2004.08- 2008.11	AT		F	All-wheel Drive Hatchback Engine BKC/BLS/BXE	803002	Outer Joint		36	27	59.5	40	66	I		
	2004.08- 2008.11	6AT			All-wheel Drive Hatchback Engine BKC/BLS/BXE	654004	Inner Joint			34		85				
	2004.08- 2008.11			R	All-wheel Drive Hatchback Engine BKC/BLS/BXE	203266	Drive Shaft		36		59.5	40	601			
	2004.08- 2008.11	MT		R	All-wheel Drive Hatchback Engine BKC/BLS/BXE	653002	Inner Joint			33		34				
	2004.08- 2008.11			L	All-wheel Drive Hatchback Engine BKC/BLS/BXE	203295	Drive Shaft		36		59.5	40	491			
	2004.08- 2008.11	MT		F	All-wheel Drive Hatchback Engine BKC/BLS/BXE	603011	Inner Joint			33		34				
2.0 FSi (110 kW)	2004.02- 2005.07	6AT		F	Hatchback Engine AXW/BLR/BLX/BLY/BVX/BVY/BVZ	661011	Inner Joint		26	32	31	68.5	85			
	2004.02- 2005.07	MT	R	F	Hatchback Engine AXW/BLR/BLX/BLY/BVX/BVY/BVZ	261113	Drive Shaft		36		59.5	40	814			
	2004.02- 2005.07	6AT	L	F	Hatchback Engine AXW/BLR/BLX/BLY/BVX/BVY/BVZ	261093	Drive Shaft		36	26	59.5	40.5	587.5			
	2004.02- 2005.07	6AT	R	F	Hatchback Engine AXW/BLR/BLX/BLY/BVX/BVY/BVZ	261094	Drive Shaft		36	26	59.5	40.5	884			
	2004.02- 2005.07			F	Hatchback Engine AXW/BLR/BLX/BLY/BVX/BVY/BVZ	803037	Outer Joint		36	30	59.5	40.5	55	I		
	2004.02- 2005.07	MT		F	Hatchback Engine AXW/BLR/BLX/BLY/BVX/BVY/BVZ	603011	Inner Joint			33		34				





	 YEAR	TRANSM	L/R	F/R	REMARKS	GSP Ref.	 PRODUCT	 ABS	Technical Specifications									
									A	B	C	H	L	P				
VOLKSWAGEN GOLF V (1K1)																		
2.0 FSi 4motion (110 kW)	2004.08- 2008.11	MT		F	All-wheel Drive Hatchback Engine BLX/BVX	603011	Inner Joint			33		34						
	2004.08- 2008.11	6AT			All-wheel Drive Hatchback Engine BLX/BVX	661011	Inner Joint		26	32	31	68.5	85					
	2004.08- 2008.11		L		All-wheel Drive Hatchback Engine BLX/BVX	203294	Drive Shaft		36		59.5	38	519					
	2004.08- 2008.11	6AT	L	F	All-wheel Drive Hatchback Engine BLX/BVX	261093	Drive Shaft		36	26	59.5	40.5	587.5					
	2004.08- 2008.11	MT		R	All-wheel Drive Hatchback Engine BLX/BVX	653002	Inner Joint			33		34						
2.0 GTi (147 kW)	2004.10- 2009.02	6MT		F	Hatchback Engine AXX/BWA/CAWB	803002	Outer Joint		36	27	59.5	40	66	I				
	2004.10- 2009.02	AT	L	F	Hatchback Engine AXX/BWA/CAWB	254013	Drive Shaft		36		59.5	40	479.5					
	2004.10- 2009.02	6AT		F	Hatchback Engine AXX/BWA/CAWB	654004	Inner Joint			34		85						
	2004.10- 2009.02	MT&AT	L	F	Hatchback Engine AXX/BWA/CAWB	203295	Drive Shaft		36		59.5	40	491					
2.0 GTi (169 kW)	2006.09- 2008.12	MT		F	Hatchback Engine BYD	803002	Outer Joint		36	27	59.5	40	66	I				
	2006.09- 2008.12		L	F	Hatchback Engine BYD	203295	Drive Shaft		36		59.5	40	491					
2.0 SDi (55 kW)	2004.02- 2007.05	MT		F	Hatchback Engine BDK	603011	Inner Joint			33		34						
2.0 TDi (100 kW)	2003.10- 2008.11	MT	L	F	Hatchback Engine AZV	203265	Drive Shaft		36		59.5	40	487					
	2003.10- 2008.11	6MT/6AT		F	Hatchback Engine AZV	803002	Outer Joint		36	27	59.5	40	66	I				
	2003.10- 2008.11	AT	L	F	Hatchback Engine AZV	254013	Drive Shaft		36		59.5	40	479.5					
	2003.10- 2008.11	6AT		F	Hatchback Engine AZV	654004	Inner Joint			34		85						
	2003.10- 2008.11	MT	L	F	Hatchback Engine AZV	203295	Drive Shaft		36		59.5	40	491					
	2003.10- 2008.11	AT	R	F	Hatchback Engine AZV	254011	Drive Shaft		36		59.5	40	755					
2.0 TDi (103 kW)	2004.02- 2008.03	MT	R	F	Hatchback Engine BMM	203313	Drive Shaft		36		59.5	40	792					
	2004.02- 2008.03	MT	L	F	Hatchback Engine BMM	203265	Drive Shaft		36		59.5	40	487					
	2004.02- 2008.03	6MT/6AT		F	Hatchback Engine BMM	803002	Outer Joint		36	27	59.5	40	66	I				
	2004.02- 2008.03	AT	L	F	Hatchback Engine BMM	254013	Drive Shaft		36		59.5	40	479.5					
	2004.02- 2008.03	6AT		F	Hatchback Engine BMM	654004	Inner Joint			34		85						
	2004.02- 2008.03	MT	L	F	Hatchback Engine BMM	203295	Drive Shaft		36		59.5	40	491					
	2004.02- 2008.03	AT	R	F	Hatchback Engine BMM	254011	Drive Shaft		36		59.5	40	755					
2.0 TDi (125 kW)	2006.06- 2008.03	MT	L	F	Hatchback Engine BMN	203265	Drive Shaft		36		59.5	40	487					
	2006.06- 2008.03	AT	R	F	Hatchback Engine BMN	254011	Drive Shaft		36		59.5	40	755					
	2006.06- 2008.03	6MT/6AT		F	Hatchback Engine BMN	861045	Outer Joint		36	27	59.5	40	65	M				
2.0 TDi 16V (103 kW)	2004.02- 2008.03			F	Hatchback Engine BKD	803037	Outer Joint		36	30	59.5	40.5	55	I				
	2004.02- 2008.03	MT	R	F	Hatchback Engine BKD	203313	Drive Shaft		36		59.5	40	792					
	2004.02- 2008.03	MT	L	F	Hatchback Engine BKD	203265	Drive Shaft		36		59.5	40	487					
	2004.02- 2008.03			F	Hatchback Engine BKD	803002	Outer Joint		36	27	59.5	40	66	I				
	2004.02- 2008.03	AT	L	F	Hatchback Engine BKD	254013	Drive Shaft		36		59.5	40	479.5					
	2004.02- 2008.03	6AT		F	Hatchback Engine BKD	654004	Inner Joint			34		85						
	2004.02- 2008.03	MT	L	F	Hatchback Engine BKD	203295	Drive Shaft		36		59.5	40	491					
	2004.02- 2008.03	AT	R	F	Hatchback Engine BKD	254011	Drive Shaft		36		59.5	40	755					
2.0 TDi 16V 4motion (103 kW)	2004.08- 2008.11	MT		F	All-wheel Drive Hatchback Engine BKD	803002	Outer Joint		36	27	59.5	40	66	I				
	2004.08- 2008.11		R		All-wheel Drive Hatchback Engine BKD	203266	Drive Shaft		36		59.5	40	601					
	2004.08- 2008.11	6AT			All-wheel Drive Hatchback Engine BKD	654004	Inner Joint			34		85						
	2004.08- 2008.11	MT		R	All-wheel Drive Hatchback Engine BKD	653002	Inner Joint			33		34						
	2004.08- 2008.11		L		All-wheel Drive Hatchback Engine BKD	203295	Drive Shaft		36		59.5	40	491					
2.0 TDi 4motion (103 kW)	2006.06- 2008.03	6MT		F	All-wheel Drive Hatchback Engine BMM	803002	Outer Joint		36	27	59.5	40	66	I				
	2006.06- 2008.03	6AT			All-wheel Drive Hatchback Engine BMM	654004	Inner Joint			34		85						
	2006.06- 2008.03		R		All-wheel Drive Hatchback Engine BMM	203266	Drive Shaft		36		59.5	40	601					
	2006.06- 2008.03	MT		R	All-wheel Drive Hatchback Engine BMM	653002	Inner Joint			33		34						
	2006.06- 2008.03		L		All-wheel Drive Hatchback Engine BMM	203295	Drive Shaft		36		59.5	40	491					
3.2 (184 kW)	2005.09- 2008.11		R	F	Hatchback Engine BUB	203266	Drive Shaft		36		59.5	40	601					
	2005.09- 2008.11		L	F	Hatchback Engine BUB	203295	Drive Shaft		36		59.5	40	491					
3.2 R32 4motion (184 kW)	2005.09- 2007.05	6MT/6AT		F	All-wheel Drive Hatchback Engine BUB/CBRA	803002	Outer Joint		36	27	59.5	40	66	I				
	2005.09- 2007.05		R		All-wheel Drive Hatchback Engine BUB/CBRA	203266	Drive Shaft		36		59.5	40	601					
	2005.09- 2007.05	MT		R	All-wheel Drive Hatchback Engine BUB/CBRA	653002	Inner Joint			33		34						
	2005.09- 2007.05		L		All-wheel Drive Hatchback Engine BUB/CBRA	203295	Drive Shaft		36		59.5	40	491					
GOLF V VARIANT (1K5)																		
1.4 (59 kW)	2007.06-			F	Estate Engine BUD	603008	Inner Joint			33		32						
	2007.06-	5MT		F	Estate Engine BUD	853001	Outer Joint		36	30	59.5	40	49	I				
1.4 TSi (103 kW)	2007.06-			F	Estate Engine BMY	803037	Outer Joint		36	30	59.5	40.5	55	I				
	2007.06-	6AT		F	Estate Engine BMY	803002	Outer Joint		36	27	59.5	40	66	I				
	2007.06-	MT		F	Estate Engine BMY	653002	Inner Joint			33		34						
1.4 TSi (118 kW)	2008.07-			F	Estate Engine CAVD	803037	Outer Joint		36	30	59.5	40.5	55	I				
	2008.07-	MT		F	Estate Engine CAVD	653002	Inner Joint			33		34						





	 YEAR	TRANSM	L/R	F/R	REMARKS	GSP Ref.	 PRODUCT	 ABS	Technical Specifications								
									A	B	C	H	L	P			
VOLKSWAGEN GOLF V VARIANT (1K5)																	
1.4 TSi (125 kW)	2007.06-	6MT/6AT		F	Estate Engine BLG	803002	Outer Joint		36	27	59.5	40	66	I			
1.4 TSi (90 kW)	2007.06-			F	Estate Engine CAXA	803037	Outer Joint		36	30	59.5	40.5	55	I			
	2007.06-	Semi-AT		F	Estate Engine CAXA	803002	Outer Joint		36	27	59.5	40	66	I			
1.6 (75 kW)	2007.06-	MT		F	Estate Engine CAXA	653002	Inner Joint			33		34					
	2007.06-	MT		F	Estate Engine BSE/BSF/CCSA/BGU	603011	Inner Joint			33		34					
	2007.06-			F	Estate Engine BSE/BSF/CCSA/BGU	803037	Outer Joint		36	30	59.5	40.5	55	I			
	2007.06-	6AT		F	Estate Engine BSE/BSF/CCSA/BGU	661011	Inner Joint		26	32	31	68.5	85				
	2007.06-	6AT	L	F	Estate Engine BSE/BSF/CCSA/BGU	261093	Drive Shaft		36	26	59.5	40.5	587.5				
	2007.06-	MT	L	F	Estate Engine BSE/BSF/CCSA/BGU	203320	Drive Shaft		36		59.5	40	546				
	2007.06-	6AT	R	F	Estate Engine BSE/BSF/CCSA/BGU	261094	Drive Shaft		36	26	59.5	40.5	884				
1.9 TDi (77 kW)	2007.06-	MT		F	Estate Engine BLS/BXE	603011	Inner Joint			33		34					
	2007.06-	MT/6MT		F	Estate Engine BLS/BXE	803037	Outer Joint		36	30	59.5	40.5	55	I			
	2007.06-	6AT		F	Estate Engine BLS/BXE	803002	Outer Joint		36	27	59.5	40	66	I			
	2007.06-	6AT	L	F	Estate Engine BLS/BXE	254013	Drive Shaft		36		59.5	40	479.5				
	2007.06-	MT	L	F	Estate Engine BLS/BXE	203294	Drive Shaft		36		59.5	38	519				
	2007.06-	6AT		F	Estate Engine BLS/BXE	654004	Inner Joint			34		85					
	2007.06-	MT	R	F	Estate Engine BLS/BXE	261042	Drive Shaft		36		59.5	40.5	814				
1.9 TDi 4motion (77 kW)	2007.06-	6AT	R	F	Estate Engine BLS/BXE	254011	Drive Shaft		36		59.5	40	755				
	2008.01-	MT		F	All-wheel Drive Estate Engine BLS	603011	Inner Joint			33		34					
	2008.01-	6MT/6AT			All-wheel Drive Estate Engine BLS	803002	Outer Joint		36	27	59.5	40	66	I			
	2008.01-	AT	L		All-wheel Drive Estate Engine BLS	254013	Drive Shaft		36		59.5	40	479.5				
	2008.01-	6AT			All-wheel Drive Estate Engine BLS	654004	Inner Joint			34		85					
	2008.01-	MT	R		All-wheel Drive Estate Engine BLS	203266	Drive Shaft		36		59.5	40	601				
	2008.01-	MT		R	All-wheel Drive Estate Engine BLS	653002	Inner Joint			33		34					
2.0 (147 kW)	2008.01-		L		All-wheel Drive Estate Engine BLS	203295	Drive Shaft		36		59.5	40	491				
	2008.01-	AT	R		All-wheel Drive Estate Engine BLS	254011	Drive Shaft		36		59.5	40	755				
	2007.06-	6MT/6AT		F	Estate Engine BWA/CAWB	803002	Outer Joint		36	27	59.5	40	66	I			
	2.0 TDi (100 kW)	2007.06-	MT	R	F	Estate Engine AZV	203313	Drive Shaft		36		59.5	40	792			
		2007.06-			F	Estate Engine AZV	803002	Outer Joint		36	27	59.5	40	66	I		
		2007.06-	6AT		F	Estate Engine AZV	654004	Inner Joint			34		85				
		2007.06-	MT	L	F	Estate Engine AZV	203295	Drive Shaft		36		59.5	40	491			
2.0 TDi (103 kW)	2007.06-			F	Estate Engine BMM	803037	Outer Joint		36	30	59.5	40.5	55	I			
	2007.06-	MT	R	F	Estate Engine BMM	203313	Drive Shaft		36		59.5	40	792				
	2007.06-	6MT/6AT		F	Estate Engine BMM	803002	Outer Joint		36	27	59.5	40	66	I			
	2007.06-	AT	L	F	Estate Engine BMM	254013	Drive Shaft		36		59.5	40	479.5				
	2007.06-	6AT		F	Estate Engine BMM	654004	Inner Joint			34		85					
	2007.06-	MT	L	F	Estate Engine BMM	203295	Drive Shaft		36		59.5	40	491				
	2007.06-	AT	R	F	Estate Engine BMM	254011	Drive Shaft		36		59.5	40	755				
2.0 TDi 16V (103 kW)	2007.06-			F	Estate Engine BKD/CBDB	803037	Outer Joint		36	30	59.5	40.5	55	I			
	2007.06-	MT	R	F	Estate Engine BKD/CBDB	203313	Drive Shaft		36		59.5	40	792				
	2007.06-	6MT/6AT		F	Estate Engine BKD/CBDB	803002	Outer Joint		36	27	59.5	40	66	I			
	2007.06-	AT	L	F	Estate Engine BKD/CBDB	254013	Drive Shaft		36		59.5	40	479.5				
	2007.06-	6AT		F	Estate Engine BKD/CBDB	654004	Inner Joint			34		85					
	2007.06-	MT	L	F	Estate Engine BKD/CBDB	203295	Drive Shaft		36		59.5	40	491				
	2007.06-	AT	R	F	Estate Engine BKD/CBDB	254011	Drive Shaft		36		59.5	40	755				
2.0 TDi 4motion (100 kW)	2007.06-	6AT			All-wheel Drive Estate Engine AZV	654004	Inner Joint			34		85					
GOLF VI (517)																	
1.6 TDi (77 kW)	2011.03-		L	F	Convertible Engine CAYC	203294	Drive Shaft		36		59.5	38	519				
	2011.03-			R	Convertible Engine CAYC	261042	Drive Shaft		36		59.5	40.5	814				
2.0 TDi (103 kW)	2011.11-	MT	R	F	Convertible Engine CFHC	203313	Drive Shaft		36		59.5	40	792				
	2011.11-	AT	L	F	Convertible Engine CFHC	254013	Drive Shaft		36		59.5	40	479.5				
	2011.11-	AT	R	F	Convertible Engine CFHC	254011	Drive Shaft		36		59.5	40	755				
	2011.11-	MT	L	F	Convertible Engine CFHC	203295	Drive Shaft		36		59.5	40	491				
2.0 TSi (162 kW)	2013.11-	MT		F	Hatchback Engine ABF	803036	Outer Joint		36	30	53.2	77.5	61	I			
GOLF VI (5K1)																	
1.2 TSi (77 kW)	2009.05- 2012.11	MT		F	Hatchback Engine CBZB	803037	Outer Joint		36	30	59.5	40.5	55	I			
	2009.05- 2012.11	MT		F	Hatchback Engine CBZB	653002	Inner Joint			33		34					
1.4 (59 kW)	2008.10- 2012.11			F	Hatchback Engine CGGA	603008	Inner Joint			33		32					
	2008.10- 2012.11			F	Hatchback Engine CGGA	853001	Outer Joint		36	30	59.5	40	49	I			
1.4 TSi (118 kW)	2008.10- 2012.11	MT		F	Hatchback Engine CTHD/CTKA/CNWA/CAVD	603011	Inner Joint			33		34					
	2008.10- 2012.11			F	Hatchback Engine CTHD/CTKA/CNWA/CAVD	803037	Outer Joint		36	30	59.5	40.5	55	I			
	2008.10- 2012.11	AT		F	Hatchback Engine CTHD/CTKA/CNWA/CAVD	803002	Outer Joint		36	27	59.5	40	66	I			





	 YEAR	TRANSM	L/R	F/R	REMARKS	GSP Ref.	 PRODUCT	 ABS	Technical Specifications									
									A	B	C	H	L	P				
VOLKSWAGEN GOLF VI (5K1)																		
1.4 TSi (90 kW)	2008.10- 2012.11	MT		F	Hatchback Engine CAXA	603011	Inner Joint			33		34						
	2008.10- 2012.11			F	Hatchback Engine CAXA	803037	Outer Joint		36	30	59.5	40.5	55	I				
	2008.10- 2012.11	AT		F	Hatchback Engine CAXA	803002	Outer Joint		36	27	59.5	40	66	I				
1.6 (75 kW)	2008.10- 2012.11			F	Hatchback Engine BSE/BSF/CCSA/CMXA	603011	Inner Joint			33		34						
	2008.10- 2012.11			F	Hatchback Engine BSE/BSF/CCSA/CMXA	803037	Outer Joint		36	30	59.5	40.5	55	I				
	2008.10- 2012.11	6AT		F	Hatchback Engine BSE/BSF/CCSA/CMXA	661011	Inner Joint		26	32	31	68.5	85					
	2008.10- 2012.11	6AT	L	F	Hatchback Engine BSE/BSF/CCSA/CMXA	261093	Drive Shaft		36	26	59.5	40.5	587.5					
	2008.10- 2012.11	MT	L	F	Hatchback Engine BSE/BSF/CCSA/CMXA	203320	Drive Shaft		36		59.5	40	546					
	2008.10- 2012.11	MT		F	Hatchback Engine BSE/BSF/CCSA/CMXA	653002	Inner Joint			33		34						
	2008.10- 2012.11	6AT	R	F	Hatchback Engine BSE/BSF/CCSA/CMXA	261094	Drive Shaft		36	26	59.5	40.5	884					
1.6 BiFuel (75 kW)	2009.03- 2012.11			F	Hatchback Engine CHGA	603011	Inner Joint			33		34						
	2009.03- 2012.11			F	Hatchback Engine CHGA	803037	Outer Joint		36	30	59.5	40.5	55	I				
	2009.03- 2012.11		L	F	Hatchback Engine CHGA	203320	Drive Shaft		36		59.5	40	546					
	2009.03- 2012.11	MT		F	Hatchback Engine CHGA	653002	Inner Joint			33		34						
1.6 MultiFuel (75 kW)	2008.10- 2012.11		L	F	Hatchback Engine CCSA/CMXA	203320	Drive Shaft		36		59.5	40	546					
1.6 TDi (66 kW)	2009.02- 2012.11	MT		F	Hatchback Engine CAYB	803037	Outer Joint		36	30	59.5	40.5	55	I				
	2009.02- 2012.11		L	F	Hatchback Engine CAYB	203294	Drive Shaft		36		59.5	38	519					
	2009.02- 2012.11		R	F	Hatchback Engine CAYB	261042	Drive Shaft		36		59.5	40.5	814					
	2009.02- 2012.11	MT		F	Hatchback Engine CAYB	653002	Inner Joint			33		34						
1.6 TDi (77 kW)	2009.02- 2012.11			F	Hatchback Engine CAYC	603011	Inner Joint			33		34						
	2009.02- 2012.11	MT	L	F	Hatchback Engine CAYC	203294	Drive Shaft		36		59.5	38	519					
	2009.02- 2012.11			F	Hatchback Engine CAYC	803002	Outer Joint		36	27	59.5	40	66	I				
	2009.02- 2012.11		L	F	Hatchback Engine CAYC	203294	Drive Shaft		36		59.5	38	519					
	2009.02- 2012.11		R	F	Hatchback Engine CAYC	203266	Drive Shaft		36		59.5	40	601					
2009.02- 2012.11	MT	R	F	Hatchback Engine CAYC	261042	Drive Shaft		36		59.5	40.5	814						
1.8 TSi (118 kW)	2009.06- 2011.01	MT		F	Hatchback Engine CDAA	803037	Outer Joint		36	30	59.5	40.5	55	I				
2.0 GTi (155 kW)	2009.04- 2012.11	MT	L	F	Hatchback Engine CCZB	203295	Drive Shaft		36		59.5	40	491					
2.0 R 4motion (199 kW)	2009.11- 2012.11	MT		R	All-wheel Drive Hatchback Engine CDLF	653002	Inner Joint			33		34						
2.0 TDi (100 kW)	2008.10- 2012.11			R	Hatchback Engine CBAA/CFFA	203313	Drive Shaft		36		59.5	40	792					
	2008.10- 2012.11		L	F	Hatchback Engine CBAA/CFFA	203295	Drive Shaft		36		59.5	40	491					
2.0 TDi (103 kW)	2008.10- 2013.05	MT	R	F	Hatchback Engine CBAB/CFFB	203313	Drive Shaft		36		59.5	40	792					
	2008.10- 2013.05	AT	L	F	Hatchback Engine CBAB/CFFB	254013	Drive Shaft		36		59.5	40	479.5					
	2008.10- 2013.05			F	Hatchback Engine CBAB/CFFB	803002	Outer Joint		36	27	59.5	40	66	I				
	2008.10- 2013.05	6AT		F	Hatchback Engine CBAB/CFFB	654004	Inner Joint			34		85						
	2008.10- 2013.05	MT	L	F	Hatchback Engine CBAB/CFFB	203295	Drive Shaft		36		59.5	40	491					
	2008.10- 2013.05	AT	R	F	Hatchback Engine CBAB/CFFB	254011	Drive Shaft		36		59.5	40	755					
2.0 TDi (125 kW)	2009.04- 2012.11	MT	L	F	Hatchback Engine CFGB/CBBB	203265	Drive Shaft		36		59.5	40	487					
	2009.04- 2012.11	AT	R	F	Hatchback Engine CFGB/CBBB	254011	Drive Shaft		36		59.5	40	755					
2.0 TDi (81 kW)	2008.10- 2012.11			F	Hatchback Engine CBDC/CLCA	603011	Inner Joint			33		34						
	2008.10- 2012.11			F	Hatchback Engine CBDC/CLCA	803037	Outer Joint		36	30	59.5	40.5	55	I				
	2008.10- 2012.11	MT	L	F	Hatchback Engine CBDC/CLCA	203294	Drive Shaft		36		59.5	38	519					
	2008.10- 2012.11	AT	L	F	Hatchback Engine CBDC/CLCA	254013	Drive Shaft		36		59.5	40	479.5					
	2008.10- 2012.11	AT		F	Hatchback Engine CBDC/CLCA	803002	Outer Joint		36	27	59.5	40	66	I				
	2008.10- 2012.11	6AT		F	Hatchback Engine CBDC/CLCA	654004	Inner Joint			34		85						
	2008.10- 2012.11	MT	R	F	Hatchback Engine CBDC/CLCA	261042	Drive Shaft		36		59.5	40.5	814					
	2008.10- 2012.11	MT		F	Hatchback Engine CBDC/CLCA	653002	Inner Joint			33		34						
2008.10- 2012.11	AT	R	F	Hatchback Engine CBDC/CLCA	254011	Drive Shaft		36		59.5	40	755						
2.0 TDi 4motion (103 kW)	2009.05- 2012.11			R	All-wheel Drive Hatchback Engine CFFB/CBAB	603011	Inner Joint			33		34						
	2009.05- 2012.11			F	All-wheel Drive Hatchback Engine CFFB/CBAB	803002	Outer Joint		36	27	59.5	40	66	I				
	2009.05- 2012.11	MT	R		All-wheel Drive Hatchback Engine CFFB/CBAB	203266	Drive Shaft		36		59.5	40	601					
	2009.05- 2012.11	MT		R	All-wheel Drive Hatchback Engine CFFB/CBAB	653002	Inner Joint			33		34						
	2009.05- 2012.11	MT	L		All-wheel Drive Hatchback Engine CFFB/CBAB	203295	Drive Shaft		36		59.5	40	491					
GOLF VI VARIANT (AJ5)																		
1.2 TSi (63 kW)	2010.07-	MT		F	Estate Engine CBZA	803037	Outer Joint		36	30	59.5	40.5	55	I				
	2010.07-	MT		F	Estate Engine CBZA	653002	Inner Joint			33		34						
1.2 TSi (77 kW)	2009.08-	MT		F	Estate Engine CBZB	803037	Outer Joint		36	30	59.5	40.5	55	I				
	2009.08-	MT		F	Estate Engine CBZB	653002	Inner Joint			33		34						
1.4 (59 kW)	2009.07-			F	Estate Engine BUD/CGGA	603008	Inner Joint			33		32						
1.4 TSi (118 kW)	2009.07-			F	Estate Engine CAVD/CNWA/CTHD/CTKA	803037	Outer Joint		36	30	59.5	40.5	55	I				
	2009.07-	MT		F	Estate Engine CAVD/CNWA/CTHD/CTKA	653002	Inner Joint			33		34						
1.4 TSi (90 kW)	2009.07-			F	Estate Engine CAXA	803037	Outer Joint		36	30	59.5	40.5	55	I				
	2009.07-	MT		F	Estate Engine CAXA	653002	Inner Joint			33		34						





	 YEAR	TRANSM	L/R	F/R	REMARKS	GSP Ref.	 PRODUCT	 ABS	Technical Specifications							
									A	B	C	H	L	P		
VOLKSWAGEN GOLF VI VARIANT (AJ5)																
1.6 (75 kW)	2009.07-			F	Estate Engine BSE/BSF/CCSA/CMXA	803037	Outer Joint		36	30	59.5	40.5	55	I		
	2009.07-		L	F	Estate Engine BSE/BSF/CCSA/CMXA	203320	Drive Shaft		36		59.5	40	546			
	2009.07-	MT		F	Estate Engine BSE/BSF/CCSA/CMXA	653002	Inner Joint			33		34				
1.6 TDi (66 kW)	2009.12-	MT		F	Estate Engine CAYB	803037	Outer Joint		36	30	59.5	40.5	55	I		
	2009.12-		R	F	Estate Engine CAYB	261042	Drive Shaft		36		59.5	40.5	814			
	2009.12-	MT		F	Estate Engine CAYB	653002	Inner Joint			33		34				
1.6 TDi (77 kW)	2009.07-	AT	R	F	Estate Engine CAYC	261042	Drive Shaft		36		59.5	40.5	814			
1.6 TDi 4motion (77 kW)	2009.07-		R		All-wheel Drive Estate Engine CAYC	203266	Drive Shaft		36		59.5	40	601			
	2009.07-	MT		R	All-wheel Drive Estate Engine CAYC	653002	Inner Joint			33		34				
	2009.07-		L		All-wheel Drive Estate Engine CAYC	203295	Drive Shaft		36		59.5	40	491			
2.0 TDi (103 kW)	2009.07-		L	F	Estate Engine BMM	203295	Drive Shaft		36		59.5	40	491			
2.0 TDi (81 kW)	2010.01-		L	F	Estate Engine CLCA	203294	Drive Shaft		36		59.5	38	519			
	2010.01-		R	F	Estate Engine CLCA	261042	Drive Shaft		36		59.5	40.5	814			
2.0 TDi 16V (103 kW)	2009.07-	AT	L	F	Estate Engine CBDB/CFHC/CJAA/CLCB	254013	Drive Shaft		36		59.5	40	479.5			
	2009.07-	AT	R	F	Estate Engine CBDB/CFHC/CJAA/CLCB	254011	Drive Shaft		36		59.5	40	755			
	2009.07-		L	F	Estate Engine CBDB/CFHC/CJAA/CLCB	203295	Drive Shaft		36		59.5	40	491			
ILTIS (183)																
1.6 TD (51 kW)	1987.08- 1988.12	MT		F	All-wheel Drive Open Off-Road Vehicle Engine 1C	803003	Outer Joint		26	28	56.5	84.5	66.5	O		
1.7 (55 kW)	1979.03- 1988.12	MT		F	All-wheel Drive Open Off-Road Vehicle Engine WL/YX	803003	Outer Joint		26	28	56.5	84.5	66.5	O		
JETTA																
1.8	2002-	AT		F		603007	Inner Joint			34		82				
	2002-		L	F	Turbo Gas 5 Speed	261060	Drive Shaft		36		53.2	77.5	520			
	2003-		L	F	5 Speed	261060	Drive Shaft		36		53.2	77.5	520			
	2004-		L	F	5 Speed	261060	Drive Shaft		36		53.2	77.5	520			
	2005-		L	F	(Vin "J" or "M" 8th Digit) 5 Speed	261060	Drive Shaft		36		53.2	77.5	520			
1.9	2004-	AT		F		603007	Inner Joint			34		82				
	2004-		L	F	SW w/Eng Code BEW	261060	Drive Shaft		36		53.2	77.5	520			
	2005-		L	F	(Vin "J" or "M" 8th Digit) SW w/Eng Code BEW	261060	Drive Shaft		36		53.2	77.5	520			
2.8	2004-	AT		F		603007	Inner Joint			34		82				
	2004-		L	F	5 Speed	261060	Drive Shaft		36		53.2	77.5	520			
	2005-		L	F	(Vin "J" or "M" 8th Digit) 5 Speed	261060	Drive Shaft		36		53.2	77.5	520			
JETTA (16)																
1.1 (37 kW)	1978.08- 1984.02	MT		F	Saloon Engine FA/GG	861001	Outer Joint		22	30	50	77.5	51	O		
	1978.08- 1984.02	MT		F	Saloon Engine FA/GG	653001	Inner Joint			33		32				
	1978.08- 1984.02	MT		F	Saloon Engine FA/GG	861013	Outer Joint		22	30	50	77.5	51	I		
	1978.08- 1984.02			F	Saloon Engine FA/GG	853006	Outer Joint		22	30	50	78.5	52	I		
1.3 (44 kW)	1979.08- 1984.02	MT		F	Saloon Engine GF	861001	Outer Joint		22	30	50	77.5	51	O		
	1979.08- 1984.02	MT		F	Saloon Engine GF	653001	Inner Joint			33		32				
	1979.08- 1984.02	MT		F	Saloon Engine GF	861013	Outer Joint		22	30	50	77.5	51	I		
1.5 (51 kW)	1978.08- 1984.02	MT/AT		F	Saloon Engine JB	861013	Outer Joint		22	30	50	77.5	51	I		
	1978.08- 1984.02	MT/AT		F	Saloon Engine JB	603008	Inner Joint			33		32				
	1978.08- 1984.02	MT&AT		F	Saloon Engine JB	603004	Inner Joint			33		32				
	1978.08- 1984.02			F	Saloon Engine JB	853006	Outer Joint		22	30	50	78.5	52	I		
1.5 D (37 kW)	1978.08- 1980.07			F	Saloon Engine CK	861013	Outer Joint		22	30	50	77.5	51	I		
	1978.08- 1980.07			F	Saloon Engine CK	603008	Inner Joint			33		32				
	1978.08- 1980.07			F	Saloon Engine CK	853006	Outer Joint		22	30	50	78.5	52	I		
1.6 (63 kW)	1978.08- 1984.02	MT/AT		F	Saloon Engine FR	861013	Outer Joint		22	30	50	77.5	51	I		
	1978.08- 1984.02	MT&AT		F	Saloon Engine FR	603004	Inner Joint			33		32				
1.6 D (40 kW)	1980.08- 1984.02	MT		F	Saloon Engine CR/JK	861013	Outer Joint		22	30	50	77.5	51	I		
	1980.08- 1984.02	MT		F	Saloon Engine CR/JK	603008	Inner Joint			33		32				
	1980.08- 1984.02			F	Saloon Engine CR/JK	853006	Outer Joint		22	30	50	78.5	52	I		
1.6 GLI (81 kW)	1978.08- 1982.07	MT		F	Saloon Engine EG	861001	Outer Joint		22	30	50	77.5	51	O		
	1978.08- 1982.07	MT		F	Saloon Engine EG	861013	Outer Joint		22	30	50	77.5	51	I		
	1978.08- 1982.07	MT		F	Saloon Engine EG	603008	Inner Joint			33		32				
1.6 TD (51 kW)	1982.03- 1984.02	MT		F	Saloon Engine CY	861013	Outer Joint		22	30	50	77.5	51	I		
	1982.03- 1984.02	MT		F	Saloon Engine CY	603008	Inner Joint			33		32				
	1982.03- 1984.02			F	Saloon Engine CY	853006	Outer Joint		22	30	50	78.5	52	I		
1.8 (82 kW)	1982.08- 1984.02	MT		F	Saloon Engine DX	861013	Outer Joint		22	30	50	77.5	51	I		
	1982.08- 1984.02	MT		F	Saloon Engine DX	603008	Inner Joint			33		32				





	 YEAR	TRANSM	L/R	F/R	REMARKS	GSP Ref.	 PRODUCT	 ABS	Technical Specifications									
									A	B	C	H	L	P				
VOLKSWAGEN JETTA II (19E, 1G2, 165)																		
1.3 (40 kW)	1984.01- 1987.06	MT	L	F	Saloon Engine HK/MH	253004	Drive Shaft		22		50	78.5	562					
	1984.01- 1987.06	MT	R	F	Saloon Engine HK/MH	261008	Drive Shaft		22		53	78.5	774					
	1984.01- 1987.06	MT		F	Saloon Engine HK/MH	853008	Outer Joint		22	30	53	78.5	51	I				
	1984.01- 1987.06	MT		F	Saloon Engine HK/MH	653001	Inner Joint				33		32					
1.3 CAT (40 kW)	1987.06- 1991.12	MT	L	F	Saloon Engine 2G/MH/NZ	253004	Drive Shaft		22		50	78.5	562					
	1987.06- 1991.12	MT		F	Saloon Engine 2G/MH/NZ	853008	Outer Joint		22	30	53	78.5	51	I				
	1987.06- 1991.12	MT		F	Saloon Engine 2G/MH/NZ	653001	Inner Joint				33		32					
1.6 (51 kW)	1986.10- 1991.10	MT/AT		F	Saloon Engine PN	853008	Outer Joint		22	30	53	78.5	51	I				
	1986.10- 1991.10	MT/AT	L	F	Saloon Engine PN	253003	Drive Shaft		22		53	78.5	539.5					
	1986.10- 1991.10	MT/AT	R	F	Saloon Engine PN	253005	Drive Shaft		22		53	78.5	760					
	1986.10- 1991.10	MT/AT		F	Saloon Engine PN	603008	Inner Joint				33		32					
	1986.10- 1991.10	MT&AT		F	Saloon Engine PN	603004	Inner Joint				33		32					
1.6 (53 kW)	1986.03- 1991.10	MT/AT		F	Saloon Engine RF	853008	Outer Joint		22	30	53	78.5	51	I				
	1986.03- 1991.10	MT/AT	L	F	Saloon Engine RF	253003	Drive Shaft		22		53	78.5	539.5					
	1986.03- 1991.10	MT/AT	R	F	Saloon Engine RF	253005	Drive Shaft		22		53	78.5	760					
	1986.03- 1991.10	MT/AT		F	Saloon Engine RF	603008	Inner Joint				33		32					
	1986.03- 1991.10	MT&AT		F	Saloon Engine RF	603004	Inner Joint				33		32					
1.6 (55 kW)	1984.01- 1992.07	MT/AT		F	Saloon Engine EZ/ABN	853008	Outer Joint		22	30	53	78.5	51	I				
	1984.01- 1992.07	MT/AT	L	F	Saloon Engine EZ/ABN	253003	Drive Shaft		22		53	78.5	539.5					
	1984.01- 1992.07	MT/AT	R	F	Saloon Engine EZ/ABN	253005	Drive Shaft		22		53	78.5	760					
	1984.01- 1992.07	MT/AT		F	Saloon Engine EZ/ABN	603008	Inner Joint				33		32					
1.6 D (40 kW)	1984.01- 1991.10	MT/AT		F	Saloon Engine JP	853008	Outer Joint		22	30	53	78.5	51	I				
	1984.01- 1991.10	MT/AT	L	F	Saloon Engine JP	253003	Drive Shaft		22		53	78.5	539.5					
	1984.01- 1991.10	MT/AT	R	F	Saloon Engine JP	253005	Drive Shaft		22		53	78.5	760					
	1984.01- 1991.10	MT		F	Saloon Engine JP	603008	Inner Joint				33		32					
	1984.01- 1991.10	MT&AT		F	Saloon Engine JP	603004	Inner Joint				33		32					
1.6 TD (44 kW)	1990.01- 1991.10	MT		F	Saloon Engine 1V	853008	Outer Joint		22	30	53	78.5	51	I				
	1990.01- 1991.10	MT	L	F	Saloon Engine 1V	253003	Drive Shaft		22		53	78.5	539.5					
	1990.01- 1991.10	MT	R	F	Saloon Engine 1V	253005	Drive Shaft		22		53	78.5	760					
	1990.01- 1991.10	MT		F	Saloon Engine 1V	603004	Inner Joint				33		32					
1.6 TD (51 kW)	1984.01- 1991.10	MT		F	Saloon Engine JR	853008	Outer Joint		22	30	53	78.5	51	I				
	1984.01- 1991.10	MT	L	F	Saloon Engine JR	253003	Drive Shaft		22		53	78.5	539.5					
	1984.01- 1991.10	MT	R	F	Saloon Engine JR	253005	Drive Shaft		22		53	78.5	760					
	1984.01- 1991.10	MT		F	Saloon Engine JR	603004	Inner Joint				33		32					
1.6 TD (59 kW)	1989.04- 1991.10	MT		F	Saloon Engine RA/SB	853008	Outer Joint		22	30	53	78.5	51	I				
	1989.04- 1991.10	MT	L	F	Saloon Engine RA/SB	253003	Drive Shaft		22		53	78.5	539.5					
	1989.04- 1991.10	MT	R	F	Saloon Engine RA/SB	253005	Drive Shaft		22		53	78.5	760					
	1989.04- 1991.10	MT		F	Saloon Engine RA/SB	603004	Inner Joint				33		32					
1.8 (62 kW)	1986.08- 1990.01	MT		F	Saloon Engine RH	603011	Inner Joint				33		34					
	1986.08- 1990.01	MT&AT		F	Saloon Engine RH	853008	Outer Joint		22	30	53	78.5	51	I				
	1986.08- 1990.01	MT&AT	L	F	Saloon Engine RH	253003	Drive Shaft		22		53	78.5	539.5					
	1986.08- 1990.01	MT&AT	R	F	Saloon Engine RH	253005	Drive Shaft		22		53	78.5	760					
	1986.08- 1990.01	MT		F	Saloon Engine RH	603008	Inner Joint				33		32					
	1986.08- 1990.01	MT	L	F	Saloon Engine RH	253001	Drive Shaft		22		53	78.5	535					
	1986.08- 1990.01	MT&AT		F	Saloon Engine RH	603004	Inner Joint				33		32					
1.8 (66 kW)	1984.08- 1991.10	MT		F	Saloon Engine GU/GX	603011	Inner Joint				33		34					
	1984.08- 1991.10	MT&AT		F	Saloon Engine GU/GX	853008	Outer Joint		22	30	53	78.5	51	I				
	1984.08- 1991.10	MT&AT	L	F	Saloon Engine GU/GX	253003	Drive Shaft		22		53	78.5	539.5					
	1984.08- 1991.10	MT&AT	R	F	Saloon Engine GU/GX	253005	Drive Shaft		22		53	78.5	760					
	1984.08- 1991.10	MT		F	Saloon Engine GU/GX	603008	Inner Joint				33		32					
	1984.08- 1991.10	MT	L	F	Saloon Engine GU/GX	253001	Drive Shaft		22		53	78.5	535					
	1984.08- 1991.10	MT&AT		F	Saloon Engine GU/GX	603004	Inner Joint				33		32					
1.8 (79 kW)	1985.08- 1987.10	MT	R	F	Saloon Engine RD	253002	Drive Shaft		22		53.2	78	769					
	1985.08- 1987.10	MT		F	Saloon Engine RD	603011	Inner Joint				33		34					
	1985.08- 1987.10	MT		F	Saloon Engine RD	853007	Outer Joint		22	30	53.2	78	61	I				
	1985.08- 1987.10	MT	L	F	Saloon Engine RD	253001	Drive Shaft		22		53	78.5	535					
1.8 (82 kW)	1984.01- 1991.10	MT	R	F	Saloon Engine EV/PB	253002	Drive Shaft		22		53.2	78	769					
	1984.01- 1991.10	MT		F	Saloon Engine EV/PB	603011	Inner Joint				33		34					
	1984.01- 1991.10	MT		F	Saloon Engine EV/PB	853007	Outer Joint		22	30	53.2	78	61	I				





	 YEAR	TRANSM	L/R	F/R	REMARKS	GSP Ref.	 PRODUCT	 ABS	Technical Specifications					
									A	B	C	H	L	P
VOLKSWAGEN														
JETTA II (19E, 1G2, 165)														
1.8 (82 kW)	1984.01- 1991.10	MT	L	F	Saloon Engine EV/PB	253001	Drive Shaft		22		53	78.5	535	
1.8 16V (102 kW)	1987.06- 1989.12	MT	R	F	Saloon Engine KR	253002	Drive Shaft		22		53.2	78	769	
	1987.06- 1989.12	MT		F	Saloon Engine KR	603011	Inner Joint			33		34		
	1987.06- 1989.12	MT		F	Saloon Engine KR	853007	Outer Joint		22	30	53.2	78	61	I
	1987.06- 1989.12	MT	L	F	Saloon Engine KR	253001	Drive Shaft		22		53	78.5	535	
1.8 16V (95 kW)	1986.08- 1991.10	MT	R	F	Saloon Engine PL	253002	Drive Shaft		22		53.2	78	769	
	1986.08- 1991.10	MT		F	Saloon Engine PL	603011	Inner Joint			33		34		
	1986.08- 1991.10	MT		F	Saloon Engine PL	853007	Outer Joint		22	30	53.2	78	61	I
	1986.08- 1991.10	MT	L	F	Saloon Engine PL	253001	Drive Shaft		22		53	78.5	535	
1.8 CAT (66 kW)	1987.08- 1991.10	MT	R	F	Saloon Engine GX/RP	253002	Drive Shaft		22		53.2	78	769	
	1987.08- 1991.10	MT		F	Saloon Engine GX/RP	603011	Inner Joint			33		34		
	1987.08- 1991.10	MT&AT		F	Saloon Engine GX/RP	853008	Outer Joint		22	30	53	78.5	51	I
	1987.08- 1991.10	MT&AT	L	F	Saloon Engine GX/RP	253003	Drive Shaft		22		53	78.5	539.5	
	1987.08- 1991.10	MT&AT	R	F	Saloon Engine GX/RP	253005	Drive Shaft		22		53	78.5	760	
	1987.08- 1991.10	MT		R	Saloon Engine GX/RP	603008	Inner Joint			33		32		
	1987.08- 1991.10	MT	L	F	Saloon Engine GX/RP	253001	Drive Shaft		22		53	78.5	535	
1.8 CAT (79 kW)	1987.01- 1991.10	MT	R	F	Saloon Engine PF	253002	Drive Shaft		22		53.2	78	769	
	1987.01- 1991.10	MT		F	Saloon Engine PF	603011	Inner Joint			33		34		
	1987.01- 1991.10	MT		F	Saloon Engine PF	853007	Outer Joint		22	30	53.2	78	61	I
	1987.01- 1991.10	MT	L	F	Saloon Engine PF	253001	Drive Shaft		22		53	78.5	535	
1.8 Syncro (66 kW)	1987.08- 1988.12	MT		F	All-wheel Drive Saloon Engine GU/RP	603011	Inner Joint			33		34		
	1987.08- 1988.12	MT		F	All-wheel Drive Saloon Engine GU/RP	853008	Outer Joint		22	30	53	78.5	51	I
	1987.08- 1988.12	MT	L	F	All-wheel Drive Saloon Engine GU/RP	253003	Drive Shaft		22		53	78.5	539.5	
	1987.08- 1988.12	MT			All-wheel Drive Saloon Engine GU/RP	603008	Inner Joint			33		32		
	1987.08- 1988.12	MT		F/R	All-wheel Drive Saloon Engine GU/RP	603004	Inner Joint			33		32		
	1987.08- 1988.12	MT		R	All-wheel Drive Saloon Engine GU/RP	803007	Outer Joint		22	30	51	78.7	51.1	I
1.8 Syncro (72 kW)	1988.08- 1991.07	MT		F	All-wheel Drive Saloon Engine 1P	603011	Inner Joint			33		34		
	1988.08- 1991.07	MT		F	All-wheel Drive Saloon Engine 1P	853008	Outer Joint		22	30	53	78.5	51	I
	1988.08- 1991.07	MT	L	F	All-wheel Drive Saloon Engine 1P	253003	Drive Shaft		22		53	78.5	539.5	
	1988.08- 1991.07	MT			All-wheel Drive Saloon Engine 1P	603008	Inner Joint			33		32		
	1988.08- 1991.07	MT		F/R	All-wheel Drive Saloon Engine 1P	603004	Inner Joint			33		32		
	1988.08- 1991.07	MT		R	All-wheel Drive Saloon Engine 1P	803007	Outer Joint		22	30	51	78.7	51.1	I
JETTA III (1K2)														
1.4 TSi (103 kW)	2007.01- 2008.01	MT		F	Saloon Engine BMY	603011	Inner Joint			33		34		
	2007.01- 2008.01			F	Saloon Engine BMY	803037	Outer Joint		36	30	59.5	40.5	55	I
	2007.01- 2008.01	AT		F	Saloon Engine BMY	803002	Outer Joint		36	27	59.5	40	66	I
	2007.01- 2008.01	MT	L	F	Saloon Engine BMY	261224	Drive Shaft		36		59.5	40	536	
1.4 TSi (118 kW)	2008.07- 2010.10	MT		F	Saloon Engine CAVD	603011	Inner Joint			33		34		
	2008.07- 2010.10	MT		F	Saloon Engine CAVD	803037	Outer Joint		36	30	59.5	40.5	55	I
	2008.07- 2010.10	AT		F	Saloon Engine CAVD	803002	Outer Joint		36	27	59.5	40	66	I
1.4 TSi (125 kW)	2007.01- 2008.01	6MT		F	Saloon Engine BLG	803002	Outer Joint		36	27	59.5	40	66	I
1.4 TSi (90 kW)	2007.09- 2010.10	MT		F	Saloon Engine CAXA	603011	Inner Joint			33		34		
	2007.09- 2010.10			F	Saloon Engine CAXA	803037	Outer Joint		36	30	59.5	40.5	55	I
	2007.09- 2010.10	Semi-AT		F	Saloon Engine CAXA	803002	Outer Joint		36	27	59.5	40	66	I
1.6 (75 kW)	2005.10- 2010.10	MT		F	Saloon Engine BSE/BSF/CCSA	603011	Inner Joint			33		34		
	2005.10- 2010.10			F	Saloon Engine BSE/BSF/CCSA	803037	Outer Joint		36	30	59.5	40.5	55	I
	2005.10- 2010.10	6AT		F	Saloon Engine BSE/BSF/CCSA	661011	Inner Joint		26	32	31	68.5	85	
	2005.10- 2010.10	6AT	L	F	Saloon Engine BSE/BSF/CCSA	261093	Drive Shaft		36	26	59.5	40.5	587.5	
	2005.10- 2010.10	MT	L	F	Saloon Engine BSE/BSF/CCSA	203320	Drive Shaft		36		59.5	40	546	
	2005.10- 2010.10	6AT	R	F	Saloon Engine BSE/BSF/CCSA	261094	Drive Shaft		36	26	59.5	40.5	884	
1.6 FSi (85 kW)	2005.11- 2007.12	MT		F	Saloon Engine BLF	603011	Inner Joint			33		34		
	2005.11- 2007.12			F	Saloon Engine BLF	803037	Outer Joint		36	30	59.5	40.5	55	I
	2005.11- 2007.12	6MT	R	F	Saloon Engine BLF	261211	Drive Shaft		36		59.5	40.5	784	
	2005.11- 2007.12	6MT	L	F	Saloon Engine BLF	203319	Drive Shaft		36		59.5	38	557	
1.6 TDi (66 kW)	2009.12- 2010.10		R	F	Saloon Engine CAYB	261042	Drive Shaft		36		59.5	40.5	814	
1.6 TDi (77 kW)	2009.06- 2010.10	MT		F	Saloon Engine CAYC	803037	Outer Joint		36	30	59.5	40.5	55	I
	2009.06- 2010.10	MT	R	F	Saloon Engine CAYC	261042	Drive Shaft		36		59.5	40.5	814	
1.9 TDi (77 kW)	2005.08- 2010.10	MT		F	Saloon Engine BKC/BLS/BXE	603011	Inner Joint			33		34		
	2005.08- 2010.10			F	Saloon Engine BKC/BLS/BXE	803037	Outer Joint		36	30	59.5	40.5	55	I
	2005.08- 2010.10	6AT	L	F	Saloon Engine BKC/BLS/BXE	254013	Drive Shaft		36		59.5	40	479.5	
	2005.08- 2010.10	MT	L	F	Saloon Engine BKC/BLS/BXE	203294	Drive Shaft		36		59.5	38	519	





	 YEAR	TRANSM	L/R	F/R	REMARKS	GSP Ref.	 PRODUCT	 ABS	Technical Specifications					
									A	B	C	H	L	P
VOLKSWAGEN														
JETTA III (1K2)														
1.9 TDi (77 kW)	2005.08- 2010.10	6AT		F	Saloon Engine BKC/BLS/BXE	803002	Outer Joint		36	27	59.5	40	66	I
	2005.08- 2010.10	6AT		F	Saloon Engine BKC/BLS/BXE	654004	Inner Joint			34		85		
	2005.08- 2010.10	MT	R	F	Saloon Engine BKC/BLS/BXE	261042	Drive Shaft	36		59.5	40.5	814		
	2005.08- 2010.10	6AT	R	F	Saloon Engine BKC/BLS/BXE	254011	Drive Shaft	36		59.5	40	755		
2.0 FSi (110 kW)	2005.08- 2010.10	MT		F	Saloon Engine BLR/BLY/BVY/BVZ	603011	Inner Joint			33		34		
	2005.08- 2010.10	MT		F	Saloon Engine BLR/BLY/BVY/BVZ	803037	Outer Joint	36	30	59.5	40.5	55	I	
	2005.08- 2010.10	6AT		F	Saloon Engine BLR/BLY/BVY/BVZ	661011	Inner Joint	26	32	31	68.5	85		
	2005.08- 2010.10	6AT	L	F	Saloon Engine BLR/BLY/BVY/BVZ	261093	Drive Shaft	36	26	59.5	40.5	587.5		
	2005.08- 2010.10	6AT	R	F	Saloon Engine BLR/BLY/BVY/BVZ	261094	Drive Shaft	36	26	59.5	40.5	884		
	2005.08- 2010.10	6AT	R	F	Saloon Engine BLR/BLY/BVY/BVZ	261094	Drive Shaft	36	26	59.5	40.5	884		
2.0 TDi (100 kW)	2007.03- 2008.01	MT	R	F	Saloon Engine AZV/CBDA	203313	Drive Shaft	36		59.5	40	792		
	2007.03- 2008.01	AT	L	F	Saloon Engine AZV/CBDA	254013	Drive Shaft	36		59.5	40	479.5		
	2007.03- 2008.01	6MT/6AT		F	Saloon Engine AZV/CBDA	803002	Outer Joint	36	27	59.5	40	66	I	
	2007.03- 2008.01	AT	R	F	Saloon Engine AZV/CBDA	254011	Drive Shaft	36		59.5	40	755		
	2007.03- 2008.01		L	F	Saloon Engine AZV/CBDA	203295	Drive Shaft	36		59.5	40	491		
2.0 TDi (103 kW)	2005.11- 2008.01			F	Saloon Engine BMM	803037	Outer Joint	36	30	59.5	40.5	55	I	
	2005.11- 2008.01	AT	L	F	Saloon Engine BMM	254013	Drive Shaft	36		59.5	40	479.5		
	2005.11- 2008.01	6MT/6AT		F	Saloon Engine BMM	803002	Outer Joint	36	27	59.5	40	66	I	
	2005.11- 2008.01	AT	R	F	Saloon Engine BMM	254011	Drive Shaft	36		59.5	40	755		
	2005.11- 2008.01		L	F	Saloon Engine BMM	203295	Drive Shaft	36		59.5	40	491		
2.0 TDi 16V (103 kW)	2005.08- 2010.10			F	Saloon Engine BKD/CBDB/CJAA	803037	Outer Joint	36	30	59.5	40.5	55	I	
	2005.08- 2010.10	MT	R	F	Saloon Engine BKD/CBDB/CJAA	203313	Drive Shaft	36		59.5	40	792		
	2005.08- 2010.10	AT	L	F	Saloon Engine BKD/CBDB/CJAA	254013	Drive Shaft	36		59.5	40	479.5		
	2005.08- 2010.10	6MT/6AT		F	Saloon Engine BKD/CBDB/CJAA	803002	Outer Joint	36	27	59.5	40	66	I	
	2005.08- 2010.10	AT	R	F	Saloon Engine BKD/CBDB/CJAA	254011	Drive Shaft	36		59.5	40	755		
	2005.08- 2010.10		L	F	Saloon Engine BKD/CBDB/CJAA	203295	Drive Shaft	36		59.5	40	491		
2.0 TFSi (147 kW)	2005.11- 2008.01	6MT/6AT		F	Saloon Engine BPY/BWA/CAWB/CBFA/CCTA/CCZA	803002	Outer Joint	36	27	59.5	40	66	I	
	2005.11- 2008.01		L	F	Saloon Engine BPY/BWA/CAWB/CBFA/CCTA/CCZA	203295	Drive Shaft	36		59.5	40	491		
	2005.11- 2008.01		L	F	Saloon Engine BPY/BWA/CAWB/CBFA/CCTA/CCZA	203295	Drive Shaft	36		59.5	40	491		
2.5 FSi (110 kW)	2006.01- 2010.10	MT		F	Saloon Engine BTK	603011	Inner Joint			33		34		
JETTA IV (162)														
1.6 (77 kW)	2011.12-	MT	R	F	Saloon Engine CFNA/CLRA	261211	Drive Shaft	36		59.5	40.5	784		
	2011.12-	MT	L	F	Saloon Engine CFNA/CLRA	203319	Drive Shaft	36		59.5	38	557		
1.6 TDi (77 kW)	2011.02-	MT	R	F	Saloon Engine CAYC	261042	Drive Shaft	36		59.5	40.5	814		
2.0 TDi (81 kW)	2010.10-		R	F	Saloon Engine CLCA	261042	Drive Shaft	36		59.5	40.5	814		
KAEFER														
-	1970- 1974		L/R			261031	Drive Shaft					32	416.5	
KOMBI														
1.6	1998.01- 2006.12	MT				661013	Inner Joint			33		32		
LOGUS														
1.6	1993.01- 1996.12	MT				899154	Outer Joint	25	30	56.5	89	52	I	
1.8	1993.01- 1996.12	MT				818100	Outer Joint	25	30	56.5	89	56.5	I	
	1993.01- 1996.12	MT				618018	Inner Joint			33		32		
2.0	1993.01- 1996.12	MT				818100	Outer Joint	25	30	56.5	89	56.5	I	
	1993.01- 1996.12	MT				618018	Inner Joint			33		32		
LUPO (6X1, 6E1)														
1.0 (37 kW)	1998.09- 2005.07	MT		F	Hatchback Engine AER/ALD/ALL/ANV/AUC	853005	Outer Joint	22	30	53	78.5	51	I	
	1998.10- 2000.05			F	Hatchback Engine AHT	853005	Outer Joint	22	30	53	78.5	51	I	
1.2 TDi (45 kW)	1999.07- 2005.07			F	Hatchback Engine ANY/AYZ	899268	Outer Joint	20	26	43	56	45	M	
1.4 (44 kW)	2000.10- 2005.07	MT/AT		F	Hatchback Engine AUD	853005	Outer Joint	22	30	53	78.5	51	I	
1.4 16V (55 kW)	1998.09- 2005.07	MT/AT		F	Hatchback Engine AHW/AKQ/APE/AUA/BBY	853005	Outer Joint	22	30	53	78.5	51	I	
1.4 16V (74 kW)	1999.08- 2005.07	MT/AT		F	Hatchback Engine AFK/AQQ/AUB	853005	Outer Joint	22	30	53	78.5	51	I	
1.4 FSi (77 kW)	2001.02- 2005.07	MT/AT		F	Hatchback Engine ARR	853005	Outer Joint	22	30	53	78.5	51	I	
1.4 TDi (55 kW)	1999.01- 2005.07	MT		F	Hatchback Engine AMF	661006	Inner Joint			30		57.6		
	1999.01- 2005.07	5MT	L	F	Hatchback Engine AMF	261075	Drive Shaft	22		53	78.5	525		
	1999.01- 2005.07	5MT	R	F	Hatchback Engine AMF	261074	Drive Shaft	22		53	78.5	712		
	1999.01- 2005.07	5MT		F	Hatchback Engine AMF	861007	Outer Joint	22	30	53	78.5	60	I	
1.6 GTi (92 kW)	2000.09- 2005.07			F	Hatchback Engine AVY	861007	Outer Joint	22	30	53	78.5	60	I	
1.7 SDi (44 kW)	1998.09- 2005.07	MT/AT		F	Hatchback Engine AKU	853005	Outer Joint	22	30	53	78.5	51	I	
MULTIVAN V (7HM, 7HN, 7HF, 7EF, 7EM, 7EN)														
1.9 TDi (62 kW)	2006.01- 2009.11	5MT		F	MPV Engine BRR	261190	Stub Shaft	26	37	50		136.5		
	2006.01- 2009.11		L	F	MPV Engine BRR	261105	Drive Shaft	38		63	102.5	645		
	2006.01- 2009.11		R	F	MPV Engine BRR	203246	Drive Shaft	38	26	63	102.5	858		
	2006.01- 2009.11	6MT		F	MPV Engine BRR	261191	Stub Shaft	26	42	60		135.5		





	 YEAR	TRANSM	L/R	F/R	REMARKS	GSP Ref.	 PRODUCT	 ABS	Technical Specifications					
									A	B	C	H	L	P
VOLKSWAGEN														
MULTIVAN V (7HM, 7HN, 7HF, 7EF, 7EM, 7EN)														
1.9 TDi (63 kW)	2003.04- 2009.11	5MT		F	MPV Engine AXC	261190	Stub Shaft		26	37	50		136.5	
	2003.04- 2009.11	6MT		F	MPV Engine AXC	261191	Stub Shaft		26	42	60		135.5	
1.9 TDi (75 kW)	2006.06- 2009.11	5MT		F	MPV Engine BRS	261190	Stub Shaft		26	37	50		136.5	
	2006.06- 2009.11		L	F	MPV Engine BRS	261105	Drive Shaft		38		63	102.5	645	
	2006.06- 2009.11		R	F	MPV Engine BRS	203246	Drive Shaft		38	26	63	102.5	858	
	2006.06- 2009.11	6MT		F	MPV Engine BRS	261191	Stub Shaft		26	42	60		135.5	
	2006.06- 2009.11	MT		F	MPV Engine BRS	661020	Inner Joint		26	28	50	205.5	63	
	2006.06- 2009.11	MT		F	MPV Engine BRS	661041	Inner Joint			28		32		
1.9 TDi (77 kW)	2003.04- 2009.11	5MT		F	MPV Engine AXB	261190	Stub Shaft		26	37	50		136.5	
	2003.04- 2009.11			F	MPV Engine AXB	861009	Outer Joint		38	27	63	102	66	M
	2003.04- 2009.11	5MT	L	F	MPV Engine AXB	261105	Drive Shaft		38		63	102.5	645	
	2003.04- 2009.11	5MT	R	F	MPV Engine AXB	203246	Drive Shaft		38	26	63	102.5	858	
	2003.04- 2009.11	6MT		F	MPV Engine AXB	261191	Stub Shaft		26	42	60		135.5	
	2003.04- 2009.11	MT		F	MPV Engine AXB	661020	Inner Joint		26	28	50	205.5	63	
	2003.04- 2009.11	MT		F	MPV Engine AXB	661041	Inner Joint			28		32		
2.0 (85 kW)	2003.11-	5MT		F	MPV Engine AXA	261190	Stub Shaft		26	37	50		136.5	
	2003.11-			F	MPV Engine AXA	861009	Outer Joint		38	27	63	102	66	M
	2003.11-	5MT	L	F	MPV Engine AXA	261105	Drive Shaft		38		63	102.5	645	
	2003.11-	5MT	R	F	MPV Engine AXA	203246	Drive Shaft		38	26	63	102.5	858	
	2003.11-	6MT		F	MPV Engine AXA	261191	Stub Shaft		26	42	60		135.5	
	2003.11-	MT		F	MPV Engine AXA	661020	Inner Joint		26	28	50	205.5	63	
	2003.11-	MT		F	MPV Engine AXA	661041	Inner Joint			28		32		
2.0 BiTDi (132 kW)	2009.09-	5MT		F	MPV Engine CFCA	261190	Stub Shaft		26	37	50		136.5	
	2009.09-	AT		F	MPV Engine CFCA	861011	Outer Joint		38	29	63	102.5	70	M
	2009.09-	6MT		F	MPV Engine CFCA	261191	Stub Shaft		26	42	60		135.5	
2.0 BiTDi 4motion (132 kW)	2009.09-	5MT			All-wheel Drive MPV Engine CFCA	261190	Stub Shaft		26	37	50		136.5	
	2009.09-				All-wheel Drive MPV Engine CFCA	861011	Outer Joint		38	29	63	102.5	70	M
	2009.09-	6MT			All-wheel Drive MPV Engine CFCA	261191	Stub Shaft		26	42	60		135.5	
2.0 TDi (100 kW)	2010.05-	5MT		F	MPV Engine CAAE/CCHB	261190	Stub Shaft		26	37	50		136.5	
	2010.05-	6MT		F	MPV Engine CAAE/CCHB	261191	Stub Shaft		26	42	60		135.5	
2.0 TDi (103 kW)	2009.09-	5MT		F	MPV Engine CAAC/CCHA	261190	Stub Shaft		26	37	50		136.5	
	2009.09-	AT		F	MPV Engine CAAC/CCHA	861011	Outer Joint		38	29	63	102.5	70	M
	2009.09-	6MT		F	MPV Engine CAAC/CCHA	261191	Stub Shaft		26	42	60		135.5	
2.0 TDi (62 kW)	2009.09-	5MT		F	MPV Engine CAAA	261190	Stub Shaft		26	37	50		136.5	
	2009.09-	6MT		F	MPV Engine CAAA	261191	Stub Shaft		26	42	60		135.5	
2.0 TDi (75 kW)	2009.09-	5MT		F	MPV Engine CAAB	261190	Stub Shaft		26	37	50		136.5	
	2009.09-	6MT		F	MPV Engine CAAB	261191	Stub Shaft		26	42	60		135.5	
2.0 TDi (84 kW)	2011.05-	5MT		F	MPV Engine CAAD	261190	Stub Shaft		26	37	50		136.5	
	2011.05-	6MT		F	MPV Engine CAAD	261191	Stub Shaft		26	42	60		135.5	
2.0 TDi 4motion (100 kW)	2010.05-	5MT			All-wheel Drive MPV Engine CAAE/CCHB	261190	Stub Shaft		26	37	50		136.5	
	2010.05-	6MT			All-wheel Drive MPV Engine CAAE/CCHB	261191	Stub Shaft		26	42	60		135.5	
2.0 TDi 4motion (103 kW)	2009.09-	5MT			All-wheel Drive MPV Engine CAAC/CCHA	261190	Stub Shaft		26	37	50		136.5	
	2009.09-				All-wheel Drive MPV Engine CAAC/CCHA	861011	Outer Joint		38	29	63	102.5	70	M
	2009.09-	6MT			All-wheel Drive MPV Engine CAAC/CCHA	261191	Stub Shaft		26	42	60		135.5	
2.0 TSi (110 kW)	2012.07-	5MT		F	MPV Engine CJKB	261190	Stub Shaft		26	37	50		136.5	
	2012.07-	6MT		F	MPV Engine CJKB	261191	Stub Shaft		26	42	60		135.5	
2.0 TSi (150 kW)	2011.05-	5MT		F	MPV Engine CJKA	261190	Stub Shaft		26	37	50		136.5	
	2011.05-	6MT		F	MPV Engine CJKA	261191	Stub Shaft		26	42	60		135.5	
2.0 TSi 4motion (150 kW)	2011.07-	5MT			All-wheel Drive MPV Engine CJKA	261190	Stub Shaft		26	37	50		136.5	
	2011.07-	6MT			All-wheel Drive MPV Engine CJKA	261191	Stub Shaft		26	42	60		135.5	
2.5 TDi (120 kW)	2003.11- 2009.11	MT		F	MPV Engine BLJ	661021	Inner Joint		26	30	50	288	78	
	2003.11- 2009.11	MT		F	MPV Engine BLJ	661029	Inner Joint		26	30	46.8	53	79	
	2003.11- 2009.11	5MT		F	MPV Engine BLJ	261190	Stub Shaft		26	37	50		136.5	
	2003.11- 2009.11		R	F	MPV Engine BLJ	261140	Drive Shaft		38	26	63	102.5	873	
	2003.11- 2009.11		L	F	MPV Engine BLJ	261084	Drive Shaft		38	26	63	102.5	613	
	2003.11- 2009.11	6MT		F	MPV Engine BLJ	261191	Stub Shaft		26	42	60		135.5	
2.5 TDi (128 kW)	2003.04- 2009.11	MT		F	MPV Engine AXE/BPC	661021	Inner Joint		26	30	50	288	78	
	2003.04- 2009.11	MT		F	MPV Engine AXE/BPC	661029	Inner Joint		26	30	46.8	53	79	
	2003.04- 2009.11	5MT		F	MPV Engine AXE/BPC	261190	Stub Shaft		26	37	50		136.5	
	2003.04- 2009.11	6AT	R	F	MPV Engine AXE/BPC	261210	Drive Shaft		38	26	63	102.5	925	
	2003.04- 2009.11	6MT	R	F	MPV Engine AXE/BPC	261140	Drive Shaft		38	26	63	102.5	873	
	2003.04- 2009.11	6MT	L	F	MPV Engine AXE/BPC	261084	Drive Shaft		38	26	63	102.5	613	





	 YEAR	TRANSM	L/R	F/R	REMARKS	GSP Ref.	 PRODUCT	 ABS	Technical Specifications					
									A	B	C	H	L	P
VOLKSWAGEN														
MULTIVAN V (7HM, 7HN, 7HF, 7EF, 7EM, 7EN)														
2.5 TDi (128 kW)	2003.04- 2009.11			F	MPV Engine AXE/BPC	861011	Outer Joint		38	29	63	102.5	70	M
	2003.04- 2009.11	6MT		F	MPV Engine AXE/BPC	261191	Stub Shaft		26	42	60		135.5	
2.5 TDi (96 kW)	2003.04- 2009.11	MT		F	MPV Engine AXD/BNZ	661021	Inner Joint		26	30	50	288	78	
	2003.04- 2009.11	MT		F	MPV Engine AXD/BNZ	661029	Inner Joint		26	30	46.8	53	79	
	2003.04- 2009.11	5MT		F	MPV Engine AXD/BNZ	261190	Stub Shaft		26	37	50		136.5	
	2003.04- 2009.11	6AT	R	F	MPV Engine AXD/BNZ	261210	Drive Shaft		38	26	63	102.5	925	
	2003.04- 2009.11	6MT	R	F	MPV Engine AXD/BNZ	261140	Drive Shaft		38	26	63	102.5	873	
	2003.04- 2009.11	6MT	L	F	MPV Engine AXD/BNZ	261084	Drive Shaft		38	26	63	102.5	613	
	2003.04- 2009.11			F	MPV Engine AXD/BNZ	861011	Outer Joint		38	29	63	102.5	70	M
2.5 TDi 4motion (128 kW)	2003.04- 2009.11	6MT		F	MPV Engine AXD/BNZ	261191	Stub Shaft		26	42	60		135.5	
	2004.07- 2009.11	MT		F	All-wheel Drive MPV Engine AXE/BPC	661029	Inner Joint		26	30	46.8	53	79	
	2004.07- 2009.11	5MT			All-wheel Drive MPV Engine AXE/BPC	261190	Stub Shaft		26	37	50		136.5	
	2004.07- 2009.11	6MT	L	F	All-wheel Drive MPV Engine AXE/BPC	261084	Drive Shaft		38	26	63	102.5	613	
	2004.07- 2009.11				All-wheel Drive MPV Engine AXE/BPC	861011	Outer Joint		38	29	63	102.5	70	M
2.5 TDi 4motion (96 kW)	2004.07- 2009.11	6MT			All-wheel Drive MPV Engine AXE/BPC	261191	Stub Shaft		26	42	60		135.5	
	2004.07- 2009.11	5MT			All-wheel Drive MPV Engine AXD/BNZ	261190	Stub Shaft		26	37	50		136.5	
	2004.07- 2009.11	6MT	L	F	All-wheel Drive MPV Engine AXD/BNZ	261084	Drive Shaft		38	26	63	102.5	613	
	2004.07- 2009.11				All-wheel Drive MPV Engine AXD/BNZ	861011	Outer Joint		38	29	63	102.5	70	M
3.2 V6 (170 kW)	2004.07- 2009.11	6MT			All-wheel Drive MPV Engine AXD/BNZ	261191	Stub Shaft		26	42	60		135.5	
	2004.02- 2004.06	5MT		F	MPV Engine BDL	261190	Stub Shaft		26	37	50		136.5	
	2004.02- 2004.06	AT		F	MPV Engine BDL	861011	Outer Joint		38	29	63	102.5	70	M
3.2 V6 (173 kW)	2004.02- 2004.06	6MT		F	MPV Engine BDL	261191	Stub Shaft		26	42	60		135.5	
	2004.02- 2009.11	5MT		F	MPV Engine BKK/CFLA	261190	Stub Shaft		26	37	50		136.5	
	2004.02- 2009.11	AT		F	MPV Engine BKK/CFLA	861011	Outer Joint		38	29	63	102.5	70	M
3.2 V6 4motion (173 kW)	2004.02- 2009.11	6MT		F	MPV Engine BKK/CFLA	261191	Stub Shaft		26	42	60		135.5	
	2004.07- 2009.11	5MT			All-wheel Drive MPV Engine BKK/CFLA	261190	Stub Shaft		26	37	50		136.5	
	2004.07- 2009.11				All-wheel Drive MPV Engine BKK/CFLA	861011	Outer Joint		38	29	63	102.5	70	M
2004.07- 2009.11	6MT			All-wheel Drive MPV Engine BKK/CFLA	261191	Stub Shaft		26	42	60		135.5		
NEW BEETLE (1Y7)														
1.4 (55 kW)	2003.01- 2010.09	5MT		F	Convertible Engine BCA	603008	Inner Joint				33		32	
1.6 (75 kW)	2003.01- 2010.09	5MT		F	Convertible Engine BFS	603011	Inner Joint				33		34	
	2003.01- 2010.09			F	Convertible Engine BFS	803036	Outer Joint		36	30	53.2	77.5	61	I
	2003.01- 2010.09	MT		F	Convertible Engine BFS	653002	Inner Joint				33		34	
1.8 T (110 kW)	2004.01- 2007.05			F	Convertible Engine AWU/AWV/BKF	803036	Outer Joint		36	30	53.2	77.5	61	I
1.9 TDi (74 kW)	2003.06- 2010.09			F	Convertible Engine AXR	603011	Inner Joint				33		34	
	2003.06- 2010.09	MT/AT		F	Convertible Engine AXR	803036	Outer Joint		36	30	53.2	77.5	61	I
	2003.06- 2010.09	MT	L	F	Convertible Engine AXR	203006	Drive Shaft		36		53.2	77.5	557	
1.9 TDi (77 kW)	2005.07- 2010.09	4AT		F	Convertible Engine BSW	803036	Outer Joint		36	30	53.2	77.5	61	I
2.0 (85 kW)	2002.09- 2010.10	MT		F	Convertible Engine AZJ/BEV	603011	Inner Joint				33		34	
	2002.09- 2010.10			F	Convertible Engine AZJ/BEV	803036	Outer Joint		36	30	53.2	77.5	61	I
NEW BEETLE (9C1, 1C1)														
1.4 (55 kW)	2001.11-			F	Hatchback Engine BCA	603008	Inner Joint				33		32	
1.6 (74 kW)	1999.10- 2000.09	5MT		F	Hatchback Engine AWH	603011	Inner Joint				33		34	
	1999.10- 2000.09			F	Hatchback Engine AWH	803036	Outer Joint		36	30	53.2	77.5	61	I
	1999.10- 2000.09	MT		F	Hatchback Engine AWH	603009	Inner Joint				33		34	
1.6 (75 kW)	2000.06-	5MT		F	Hatchback Engine AYD/BFS	603011	Inner Joint				33		34	
	2000.06-			F	Hatchback Engine AYD/BFS	803036	Outer Joint		36	30	53.2	77.5	61	I
	2000.06-	MT		F	Hatchback Engine AYD/BFS	603009	Inner Joint				33		34	
1.8 T (110 kW)	1999.10-			F	Hatchback Engine AGU/APH/AVC/AWU/AWV/BKF	803036	Outer Joint		36	30	53.2	77.5	61	I
1.8 T (132 kW)	2001.11- 2005.06			F	Hatchback Engine AWP/BNU	803035	Outer Joint		36	27	53	77.5	65	I
1.9 TDi (66 kW)	1998.01- 2004.06			F	Hatchback Engine ALH	803036	Outer Joint		36	30	53.2	77.5	61	I
	1998.01- 2004.06	MT	L	F	Hatchback Engine ALH	203006	Drive Shaft		36		53.2	77.5	557	
	1998.01- 2004.06	MT		F	Hatchback Engine ALH	603009	Inner Joint				33		34	
	1998.01- 2004.06	MT	R	F	Hatchback Engine ALH	203004	Drive Shaft		36		53.2	77.5	822	
1.9 TDi (74 kW)	2001.02-	MT		F	Hatchback Engine ATD/BEW	603011	Inner Joint				33		34	
	2001.02-	MT/AT		F	Hatchback Engine ATD/BEW	803036	Outer Joint		36	30	53.2	77.5	61	I
	2001.02-	MT	L	F	Hatchback Engine ATD/BEW	203006	Drive Shaft		36		53.2	77.5	557	
1.9 TDi (77 kW)	2005.07-	4AT		F	Hatchback Engine BSW	803036	Outer Joint		36	30	53.2	77.5	61	I
2.0 (85 kW)	1998.01-	MT		F	Hatchback Engine AEG/AQY/AVH/AZJ/BEJ/BER/BHP/CBPA	603003	Inner Joint				33		32	
	1998.01-			F	Hatchback Engine AEG/AQY/AVH/AZJ/BEJ/BER/BHP/CBPA	603011	Inner Joint				33		34	
	1998.01-			F	Hatchback Engine AEG/AQY/AVH/AZJ/BEJ/BER/BHP/CBPA	803036	Outer Joint		36	30	53.2	77.5	61	I
	1998.01-	MT		F	Hatchback Engine AEG/AQY/AVH/AZJ/BEJ/BER/BHP/CBPA	603009	Inner Joint				33		34	





	 YEAR	TRANSM	L/R	F/R	REMARKS	GSP Ref.	 PRODUCT	 ABS	Technical Specifications							
									A	B	C	H	L	P		
VOLKSWAGEN PARATI																
1.0	1997-					861031	Outer Joint		22	28	51	78.7	51.1	M		
1.0 Mi 16V	1997- 2001.11		L			261117	Drive Shaft		22		51	78.7	634			
	1997- 2001.11		R			261118	Drive Shaft		22		51	78.7	605			
1.0 Turbo	2000.01- 2006.12	MT				653002	Inner Joint			33		34				
	2000.01- 2006.12	MT				861028	Outer Joint		22	30	51	78	61	I		
1.6 8V	1982.01- 1986.12	MT				618019	Inner Joint			33		32				
	1986.01- 1996.12	MT				618019	Inner Joint			33		32				
2.0 16V	1996.01- 2006.12	MT				861034	Outer Joint		33	30	64	33.5	61	I		
	1996.01- 2006.12	MT				861023	Outer Joint	43T	33	30	64	33.5	61	I		
2.0 8V	1996.01- 2006.12	MT				899134	Outer Joint	43T	22	30	51	78	61	I		
	1996.01- 2006.12	MT				861028	Outer Joint		22	30	51	78	61	I		
PARATI MI																
1.0 16V	1997.01- 2006.12	MT	R			261080	Drive Shaft		22		51	78.7	605			
	1997.01- 2001.11	MT				699057	Inner Joint			28		32				
	1997.01- 2006.12	MT	L			261079	Drive Shaft		22		51	78.7	634			
	1997.01- 2001.11	MT				618019	Inner Joint			33		32				
	1997.01- 2006.12	MT				618019	Inner Joint			33		32				
	1997.01- 2006.12	MT				861030	Outer Joint		22	28	51	77.5	50	M		
PASSAT																
-	1998-					650019	Inner Joint			34		59.5				
1.5	1975.09- 1986.12	MT				618019	Inner Joint			33		32				
1.6		MT/AT				803045	Outer Joint		33	30	53	30	62	I		
	1975.01- 1986.12	MT				618019	Inner Joint			33		32				
	1987.01- 1988.12	MT				618019	Inner Joint			33		32				
1.8		MT/AT				803045	Outer Joint		33	30	53	30	62	I		
	1988.04- 1996.08			F		853004	Outer Joint		22	30	51	78	61	I		
1.9		MT/AT				803045	Outer Joint		33	30	53	30	62	I		
1.9 TD (55 kW)	1992.09- 1996.09			F		853004	Outer Joint		22	30	51	78	61	I		
1.9 TDi (66 kW)	1993.10- 1996.09			F		853004	Outer Joint		22	30	51	78	61	I		
2.0 16V (100 kW)	1988.04- 1996.10			F		853004	Outer Joint		22	30	51	78	61	I		
2.0 8V (85 kW)	1990.08- 1996.09			F		853004	Outer Joint		22	30	51	78	61	I		
PASSAT (32)																
1.3 (40 kW)	1973.05- 1980.07			F	Hatchback Engine FY	603004	Inner Joint			33		32				
1.3 (44 kW)	1973.05- 1978.01			F	Hatchback Engine ZF	603008	Inner Joint			33		32				
	1973.05- 1978.01			F	Hatchback Engine ZF	803038	Outer Joint		22	30	51	78.7	51.1	O		
1.5 (63 kW)	1973.05- 1975.12			F	Hatchback Engine ZC	603008	Inner Joint			33		32				
	1973.05- 1975.12			F	Hatchback Engine ZC	803038	Outer Joint		22	30	51	78.7	51.1	O		
PASSAT (32B)																
1.3 (40 kW)	1980.08- 1983.07	MT		F	Hatchback Engine FY	603008	Inner Joint			33		32				
	1980.08- 1983.07	MT		F	Hatchback Engine FY	803007	Outer Joint		22	30	51	78.7	51.1	I		
1.3 (44 kW)	1980.08- 1986.07	MT		F	Hatchback Engine EP	603008	Inner Joint			33		32				
	1980.08- 1986.07	MT		F	Hatchback Engine FZ	603008	Inner Joint			33		32				
	1980.08- 1986.07	MT		F	Hatchback Engine FZ	803007	Outer Joint		22	30	51	78.7	51.1	I		
	1980.08- 1986.07	MT		F	Hatchback Engine FZ	803007	Outer Joint		22	30	51	78.7	51.1	I		
1.6 (51 kW)	1987.08- 1988.03	MT/AT		F	Saloon Engine PP	803007	Outer Joint		22	30	51	78.7	51.1	I		
	1987.08- 1988.03	MT/AT		F	Hatchback Engine PP	603008	Inner Joint			33		32				
	1987.08- 1988.03	MT/AT		F	Saloon Engine PP	603008	Inner Joint			33		32				
	1987.08- 1988.03	MT/AT		F	Hatchback Engine PP	803007	Outer Joint		22	30	51	78.7	51.1	I		
1.6 (53 kW)	1985.01- 1988.03	MT/AT		F	Saloon Engine RL	803007	Outer Joint		22	30	51	78.7	51.1	I		
	1985.01- 1988.03	MT/AT		F	Saloon Engine RL	603008	Inner Joint			33		32				
	1986.02- 1988.03	MT/AT		F	Hatchback Engine RL	803007	Outer Joint		22	30	51	78.7	51.1	I		
	1986.02- 1988.03	MT/AT		F	Hatchback Engine RL	603008	Inner Joint			33		32				
	1986.02- 1988.03	MT&AT		F	Hatchback Engine RL	603004	Inner Joint			33		32				
1.6 (55 kW)	1980.08- 1988.03	MT/AT		F	Hatchback Engine DT	803007	Outer Joint		22	30	51	78.7	51.1	I		
	1980.08- 1988.03	MT/AT		F	Hatchback Engine WV/YN	803007	Outer Joint		22	30	51	78.7	51.1	I		
	1980.08- 1988.03	MT/AT		F	Hatchback Engine DT	603008	Inner Joint			33		32				
	1980.08- 1988.03	MT/AT		F	Hatchback Engine WV/YN	603008	Inner Joint			33		32				
	1980.08- 1988.03	MT&AT		F	Hatchback Engine DT	603004	Inner Joint			33		32				
	1980.08- 1988.03	MT&AT		F	Hatchback Engine WV/YN	603004	Inner Joint			33		32				
	1985.01- 1988.03	MT/AT		F	Saloon Engine DT	803007	Outer Joint		22	30	51	78.7	51.1	I		
1.6 (63 kW)	1985.01- 1988.03	MT/AT		F	Saloon Engine DT	603008	Inner Joint			33		32				
	1981.01- 1983.02	MT/AT		F	Hatchback Engine YP	803007	Outer Joint		22	30	51	78.7	51.1	I		
	1981.01- 1983.02	MT/AT		F	Hatchback Engine YP	603008	Inner Joint			33		32				





	 YEAR	TRANSM	L/R	F/R	REMARKS	GSP Ref.	 PRODUCT	 ABS	Technical Specifications					
									A	B	C	H	L	P
VOLKSWAGEN PASSAT (32B)														
1.6 (63 kW)	1981.01- 1983.02	MT&AT		F	Hatchback Engine YP	603004	Inner Joint			33		32		
1.6 D (40 kW)	1980.08- 1988.03	MT/AT		F	Hatchback Engine CR/JK	803007	Outer Joint		22	30	51	78.7	51.1	I
	1980.08- 1988.03	MT/AT		F	Hatchback Engine CR/JK	603008	Inner Joint			33		32		
	1980.08- 1988.03	MT&AT		F	Hatchback Engine CR/JK	603004	Inner Joint			33		32		
1.6 TD (51 kW)	1982.04- 1988.03	MT/AT		F	Hatchback Engine CY	803007	Outer Joint		22	30	51	78.7	51.1	I
	1982.04- 1988.03	MT/AT		F	Hatchback Engine CY	603008	Inner Joint			33		32		
	1982.04- 1988.03	MT&AT		F	Hatchback Engine CY	603004	Inner Joint			33		32		
	1985.01- 1988.03	MT/AT		F	Saloon Engine CY	803007	Outer Joint		22	30	51	78.7	51.1	I
	1985.01- 1988.03	MT/AT		F	Saloon Engine CY	603008	Inner Joint			33		32		
1.8 (64 kW)	1986.05- 1988.03	MT/AT		F	Hatchback Engine RM	803007	Outer Joint		22	30	51	78.7	51.1	I
	1986.05- 1988.03	MT/AT		F	Saloon Engine RM	803007	Outer Joint		22	30	51	78.7	51.1	I
	1986.05- 1988.03	AT		F	Hatchback Engine RM	603008	Inner Joint			33		32		
	1986.05- 1988.03	AT		F	Saloon Engine RM	603008	Inner Joint			33		32		
	1986.05- 1988.03	MT&AT		F	Hatchback Engine RM	603004	Inner Joint			33		32		
1.8 (66 kW)	1983.01- 1988.03	MT/AT		F	Hatchback Engine DS/JN	803007	Outer Joint		22	30	51	78.7	51.1	I
	1983.01- 1988.03	AT		F	Hatchback Engine DS/JN	603008	Inner Joint			33		32		
	1983.01- 1988.03	MT&AT		F	Hatchback Engine DS/JN	603004	Inner Joint			33		32		
	1985.01- 1988.03	MT/AT		F	Saloon Engine DS/JN	803007	Outer Joint		22	30	51	78.7	51.1	I
	1985.01- 1988.03	AT		F	Saloon Engine DS/JN	603008	Inner Joint			33		32		
1.8 (82 kW)	1983.12- 1988.03	MT/AT	L	F	Hatchback Engine DZ	261001	Drive Shaft		22		53.2	78	557	
	1983.12- 1988.03	MT/AT		F	Hatchback Engine DZ	603011	Inner Joint			33		34		
	1983.12- 1988.03	MT/AT	R	F	Hatchback Engine DZ	261002	Drive Shaft		22		53	78.5	793	
	1983.12- 1988.03	MT/AT		F	Hatchback Engine DZ	853007	Outer Joint		22	30	53.2	78	61	I
	1983.12- 1988.03	MT/AT		F	Hatchback Engine DZ	603004	Inner Joint			33		32		
1.9 (85 kW)	1981.01- 1983.07	MT/AT		F	Hatchback Engine WN	803007	Outer Joint		22	30	51	78.7	51.1	I
	1981.01- 1983.07	AT		F	Hatchback Engine WN	603011	Inner Joint			33		34		
	1981.01- 1983.07	MT/AT		F	Hatchback Engine WN	603006	Inner Joint			33		34		
	1981.01- 1983.07	MT&AT		F	Hatchback Engine WN	603003	Inner Joint			33		32		
	1981.01- 1983.07	MT/AT		F	Hatchback Engine WN	603008	Inner Joint			33		32		
	1981.01- 1983.07	MT		F	Hatchback Engine WN	603004	Inner Joint			33		32		
2.0 (85 kW)	1983.08- 1988.03	MT		F	Hatchback Engine JS	803007	Outer Joint		22	30	51	78.7	51.1	I
	1983.08- 1988.03	AT		F	Hatchback Engine JS	603011	Inner Joint			33		34		
	1983.08- 1988.03	AT		F	Hatchback Engine JS	603003	Inner Joint			33		32		
	1983.08- 1988.03	MT		F	Hatchback Engine JS	603008	Inner Joint			33		32		
2.2 (100 kW)	1985.01- 1988.03	MT		F	Hatchback Engine KV	603001	Inner Joint			28		32		
	1985.01- 1988.03	MT		F	Hatchback Engine KV	803031	Outer Joint		22	25	51	78	61	O
2.2 (85 kW)	1985.01- 1988.03	AT		F	Saloon Engine KX	603011	Inner Joint			33		34		
	1985.01- 1988.03	MT/AT		F	Saloon Engine KX	603006	Inner Joint			33		34		
	1985.01- 1988.03	MT&AT		F	Saloon Engine KX	603003	Inner Joint			33		32		
	1985.01- 1988.03	MT/AT		F	Saloon Engine KX	603008	Inner Joint			33		32		
	1985.08- 1988.03	AT		F	Hatchback Engine KX	603011	Inner Joint			33		34		
	1985.08- 1988.03	MT/AT		F	Hatchback Engine KX	603006	Inner Joint			33		34		
	1985.08- 1988.03	MT&AT		F	Hatchback Engine KX	603003	Inner Joint			33		32		
	1985.08- 1988.03	MT/AT		F	Hatchback Engine KX	603008	Inner Joint			33		32		
PASSAT (362)														
2.0 TDi (100 kW)	2010.08-			R	Saloon Engine CFFA	203313	Drive Shaft		36		59.5	40	792	
	2010.08-			L	Saloon Engine CFFA	203295	Drive Shaft		36		59.5	40	491	
2.0 TDi (103 kW)	2010.08-	MT		R	Saloon Engine CFFB	203313	Drive Shaft		36		59.5	40	792	
	2010.08-	AT		L	Saloon Engine CFFB	254013	Drive Shaft		36		59.5	40	479.5	
	2010.08-	AT		R	Saloon Engine CFFB	254011	Drive Shaft		36		59.5	40	755	
2.0 TDi 4motion (103 kW)	2010.08-	MT		R	All-wheel Drive Saloon Engine CFFB	203266	Drive Shaft		36		59.5	40	601	
	2010.08-	MT		L	All-wheel Drive Saloon Engine CFFB	203295	Drive Shaft		36		59.5	40	491	
2.0 TDi 4motion (125 kW)	2010.08-	AT		L	All-wheel Drive Saloon Engine CFGB/CLLA	254013	Drive Shaft		36		59.5	40	479.5	
2.0 TDi 4motion (130 kW)	2013.01-	AT		L	All-wheel Drive Saloon Engine CFGC	254013	Drive Shaft		36		59.5	40	479.5	
PASSAT (3A2, 35I)														
1.6 (53 kW)	1988.02- 1991.09	MT		F	Saloon Engine 1F/EZ	853008	Outer Joint		22	30	53	78.5	51	I
	1988.02- 1991.09	MT		L	Saloon Engine 1F/EZ	253004	Drive Shaft		22		50	78.5	562	
	1988.02- 1991.09	MT		F	Saloon Engine 1F/EZ	603008	Inner Joint			33		32		
1.6 (55 kW)	1988.02- 1988.12	MT		F	Saloon Engine ABN/EZ	853008	Outer Joint		22	30	53	78.5	51	I
	1988.02- 1988.12	MT		L	Saloon Engine ABN/EZ	253004	Drive Shaft		22		50	78.5	562	





	 YEAR	TRANSM	L/R	F/R	REMARKS	GSP Ref.	 PRODUCT	 ABS	Technical Specifications											
									A	B	C	H	L	P						
VOLKSWAGEN PASSAT (3A2, 35I)																				
1.6 (55 kW)	1988.02- 1988.12	MT		F	Saloon Engine ABN/EZ	603008	Inner Joint			33		32								
1.6 (74 kW)	1994.10- 1996.08	MT	L	F	Saloon Engine AEK/AFT	261001	Drive Shaft		22		53.2	78	557							
	1994.10- 1996.08	MT		F	Saloon Engine AEK/AFT	603011	Inner Joint			33		34								
	1994.10- 1996.08	MT	R	F	Saloon Engine AEK/AFT	261002	Drive Shaft		22		53	78.5	793							
	1994.10- 1996.08	MT/AT		F	Saloon Engine AEK/AFT	861018	Outer Joint		22	30	53	78.5	61	I						
	1994.10- 1996.08	MT		F	Saloon Engine AEK/AFT	853007	Outer Joint		22	30	53.2	78	61	I						
1.6 TD (59 kW)	1988.08- 1993.09	MT	L	F	Saloon Engine RA/SB	261001	Drive Shaft		22		53.2	78	557							
	1988.08- 1993.09	MT		F	Saloon Engine RA/SB	603011	Inner Joint			33		34								
	1988.08- 1993.09	MT	R	F	Saloon Engine RA/SB	261002	Drive Shaft		22		53	78.5	793							
	1988.08- 1993.09	MT		F	Saloon Engine RA/SB	853008	Outer Joint		22	30	53	78.5	51	I						
	1988.08- 1993.09	MT		F	Saloon Engine RA/SB	861018	Outer Joint		22	30	53	78.5	61	I						
	1988.08- 1993.09	MT		F	Saloon Engine RA/SB	853007	Outer Joint		22	30	53.2	78	61	I						
	1988.08- 1993.09	MT	L	F	Saloon Engine RA/SB	253004	Drive Shaft		22		50	78.5	562							
1.8 (55 kW)	1990.08- 1996.08	MT/AT	L	F	Saloon Engine AAM	261001	Drive Shaft		22		53.2	78	557							
	1990.08- 1996.08	MT/AT		F	Saloon Engine AAM	603011	Inner Joint			33		34								
	1990.08- 1996.08	MT/AT	R	F	Saloon Engine AAM	261002	Drive Shaft		22		53	78.5	793							
	1990.08- 1996.08	MT/AT		F	Saloon Engine AAM	861018	Outer Joint		22	30	53	78.5	61	I						
	1990.08- 1996.08	MT/AT		F	Saloon Engine AAM	853007	Outer Joint		22	30	53.2	78	61	I						
	1.8 (66 kW)	1988.02- 1996.08	MT/AT	L	F	Saloon Engine ABS/ADZ/RP	261001	Drive Shaft		22		53.2	78	557						
		1988.02- 1996.08	MT/AT		F	Saloon Engine ABS/ADZ/RP	603011	Inner Joint			33		34							
1988.02- 1996.08		MT/AT	R	F	Saloon Engine ABS/ADZ/RP	261002	Drive Shaft		22		53	78.5	793							
1988.02- 1996.08		MT/AT		F	Saloon Engine ABS/ADZ/RP	861018	Outer Joint		22	30	53	78.5	61	I						
1988.02- 1996.08		MT/AT		F	Saloon Engine ABS/ADZ/RP	853007	Outer Joint		22	30	53.2	78	61	I						
1.8 (79 kW)	1988.04- 1993.07	MT	L	F	Saloon Engine PF	261001	Drive Shaft		22		53.2	78	557							
	1988.04- 1993.07	MT/AT		F	Saloon Engine PF	603011	Inner Joint			33		34								
	1988.04- 1993.07	MT/AT	R	F	Saloon Engine PF	261002	Drive Shaft		22		53	78.5	793							
	1988.04- 1993.07	MT/AT		F	Saloon Engine PF	853007	Outer Joint		22	30	53.2	78	61	I						
1.8 (82 kW)	1988.04- 1992.07	MT	L	F	Saloon Engine PB	261001	Drive Shaft		22		53.2	78	557							
	1988.04- 1992.07	MT/AT		F	Saloon Engine PB	603011	Inner Joint			33		34								
	1988.04- 1992.07	MT/AT	R	F	Saloon Engine PB	261002	Drive Shaft		22		53	78.5	793							
	1988.04- 1992.07	MT/AT		F	Saloon Engine PB	853007	Outer Joint		22	30	53.2	78	61	I						
1.8 16V (100 kW)	1988.04- 1989.12		L	F	Saloon Engine KR	261001	Drive Shaft		22		53.2	78	557							
	1988.04- 1989.12	MT/AT		F	Saloon Engine KR	603011	Inner Joint			33		34								
	1988.04- 1989.12	MT/AT	R	F	Saloon Engine KR	261002	Drive Shaft		22		53	78.5	793							
	1988.04- 1989.12	MT/AT		F	Saloon Engine KR	853007	Outer Joint		22	30	53.2	78	61	I						
1.8 G60 Syncro (118 kW)	1988.08- 1996.08	MT		F	All-wheel Drive Saloon Engine PG	603011	Inner Joint			33		34								
	1988.08- 1996.08	MT		F	All-wheel Drive Saloon Engine PG	861018	Outer Joint		22	30	53	78.5	61	I						
	1988.08- 1996.08	MT		F	All-wheel Drive Saloon Engine PG	853007	Outer Joint		22	30	53.2	78	61	I						
	1988.08- 1996.08	MT	R	F	All-wheel Drive Saloon Engine PG	603008	Inner Joint			33		32								
1.9 D (50 kW)	1989.05- 1993.10	MT	L	F	Saloon Engine 1Y	261001	Drive Shaft		22		53.2	78	557							
	1989.05- 1993.10	MT		F	Saloon Engine 1Y	603011	Inner Joint			33		34								
	1989.05- 1993.10	MT	R	F	Saloon Engine 1Y	261002	Drive Shaft		22		53	78.5	793							
	1989.05- 1993.10	MT		F	Saloon Engine 1Y	861018	Outer Joint		22	30	53	78.5	61	I						
	1989.05- 1993.10	MT		F	Saloon Engine 1Y	853007	Outer Joint		22	30	53.2	78	61	I						
1.9 TD (55 kW)	1991.03- 1996.08	MT/AT	L	F	Saloon Engine AAZ	261001	Drive Shaft		22		53.2	78	557							
	1991.03- 1996.08	MT/AT		F	Saloon Engine AAZ	603011	Inner Joint			33		34								
	1991.03- 1996.08	MT/AT	R	F	Saloon Engine AAZ	261002	Drive Shaft		22		53	78.5	793							
	1991.03- 1996.08	MT/AT		F	Saloon Engine AAZ	861018	Outer Joint		22	30	53	78.5	61	I						
	1991.03- 1996.08	MT/AT		F	Saloon Engine AAZ	853007	Outer Joint		22	30	53.2	78	61	I						
1.9 TDi (66 kW)	1993.10- 1996.08	MT	L	F	Saloon Engine 1Z/AHU	261001	Drive Shaft		22		53.2	78	557							
	1993.10- 1996.08	MT		F	Saloon Engine 1Z/AHU	603011	Inner Joint			33		34								
	1993.10- 1996.08	MT	R	F	Saloon Engine 1Z/AHU	261002	Drive Shaft		22		53	78.5	793							
	1993.10- 1996.08	MT/AT		F	Saloon Engine 1Z/AHU	861018	Outer Joint		22	30	53	78.5	61	I						
	1993.10- 1996.08	MT/AT		F	Saloon Engine 1Z/AHU	853007	Outer Joint		22	30	53.2	78	61	I						
1.9 TDi (81 kW)	1996.03- 1996.08	MT		F	Saloon Engine AFN	803036	Outer Joint		36	30	53.2	77.5	61	I						
	1996.03- 1996.08	MT		F	Saloon Engine AFN	603009	Inner Joint			33		34								
2.0 (79 kW)	1995.03- 1996.08	MT	L	F	Saloon Engine AEP	261001	Drive Shaft		22		53.2	78	557							
	1995.03- 1996.08	MT		F	Saloon Engine AEP	603011	Inner Joint			33		34								
	1995.03- 1996.08	MT	R	F	Saloon Engine AEP	261002	Drive Shaft		22		53	78.5	793							
	1995.03- 1996.08	MT/AT		F	Saloon Engine AEP	861018	Outer Joint		22	30	53	78.5	61	I						
	1995.03- 1996.08	MT/AT		F	Saloon Engine AEP	853007	Outer Joint		22	30	53.2	78	61	I						





	 YEAR	TRANSM	L/R	F/R	REMARKS	GSP Ref.	 PRODUCT	 ABS	Technical Specifications								
									A	B	C	H	L	P			
VOLKSWAGEN PASSAT (3A2, 35I)																	
2.0 (85 kW)	1990.02- 1996.08	MT	L	F	Saloon Engine 2E/ADY/AGG	261001	Drive Shaft		22		53.2	78	557				
	1990.02- 1996.08	MT/AT		F	Saloon Engine 2E/ADY/AGG	603011	Inner Joint			33		34					
	1990.02- 1996.08	MT	R	F	Saloon Engine 2E/ADY/AGG	261002	Drive Shaft		22		53	78.5	793				
	1990.02- 1996.08	MT/AT		F	Saloon Engine 2E/ADY/AGG	861018	Outer Joint		22	30	53	78.5	61	I			
	1990.02- 1996.08	MT/AT		F	Saloon Engine 2E/ADY/AGG	853007	Outer Joint		22	30	53.2	78	61	I			
2.0 16V (100 kW)	1988.08- 1993.09	MT/AT	L	F	Saloon Engine 9A	261001	Drive Shaft		22		53.2	78	557				
	1988.08- 1993.09	MT/AT		F	Saloon Engine 9A	603011	Inner Joint			33		34					
	1988.08- 1993.09	MT/AT	R	F	Saloon Engine 9A	261002	Drive Shaft		22		53	78.5	793				
	1988.08- 1993.09	MT/AT		F	Saloon Engine 9A	861018	Outer Joint		22	30	53	78.5	61	I			
	1988.08- 1993.09	MT/AT		F	Saloon Engine 9A	853007	Outer Joint		22	30	53.2	78	61	I			
2.0 16V (110 kW)	1994.01- 1996.08	MT		F	Saloon Engine ABF	803036	Outer Joint		36	30	53.2	77.5	61	I			
	1994.01- 1996.08	MT		F	Saloon Engine ABF	603009	Inner Joint			33		34					
2.0 Syncro (85 kW)	1990.10- 1996.08	MT		F	All-wheel Drive Saloon Engine 2E/ADY/AGG	603011	Inner Joint			33		34					
	1990.10- 1996.08	MT		F	All-wheel Drive Saloon Engine 2E/ADY/AGG	861018	Outer Joint		22	30	53	78.5	61	I			
	1990.10- 1996.08	MT/AT		F	All-wheel Drive Saloon Engine 2E/ADY/AGG	853007	Outer Joint		22	30	53.2	78	61	I			
	1990.10- 1996.08	MT	R	F	All-wheel Drive Saloon Engine 2E/ADY/AGG	603008	Inner Joint			33		32					
2.8 VR6 (128 kW)	1991.06- 1996.08	MT		F	Saloon Engine AAA	803036	Outer Joint		36	30	53.2	77.5	61	I			
	1991.06- 1996.08	MT		F	Saloon Engine AAA	603009	Inner Joint			33		34					
PASSAT (3B2)																	
1.6 (74 kW)	1996.10- 2000.11	MT		F	Saloon Engine ADP/AHL/ANA/ARM	603002	Inner Joint			33		32					
	1996.10- 2000.11	MT/AT		F	Saloon Engine ADP/AHL/ANA/ARM	803018	Outer Joint	45W	33	30	53	30	62	I			
	1996.10- 2000.11	MT	L	F	Saloon Engine ADP/AHL/ANA/ARM	203002	Drive Shaft	45W	33		53	30	614				
	1996.10- 2000.11	MT	R	F	Saloon Engine ADP/AHL/ANA/ARM	299111	Drive Shaft	45W	33		53	30	636				
1.8 (85 kW)	1997.01- 2000.11	MT/AT		F	Saloon Engine AFY	803018	Outer Joint	45W	33	30	53	30	62	I			
	1997.01- 2000.11	MT		F	Saloon Engine AFY	603001	Inner Joint			28		32					
	1997.01- 2000.11	MT	L	F	Saloon Engine AFY	203005	Drive Shaft	45W	33		53	30	614				
	1997.01- 2000.11	MT	R	F	Saloon Engine AFY	203001	Drive Shaft	45W	33		53	30	634				
1.8 (92 kW)	1996.10- 2000.11	MT/AT		F	Saloon Engine ADR/APT/ARG	803018	Outer Joint	45W	33	30	53	30	62	I			
	1996.10- 2000.11	MT		F	Saloon Engine ADR/APT/ARG	603001	Inner Joint			28		32					
	1996.10- 2000.11	MT	L	F	Saloon Engine ADR/APT/ARG	203005	Drive Shaft	45W	33		53	30	614				
	1996.10- 2000.11	MT	R	F	Saloon Engine ADR/APT/ARG	203001	Drive Shaft	45W	33		53	30	634				
1.8 Syncro/4motion (92 kW)	1996.10- 2000.11			F	All-wheel Drive Saloon Engine ADR/APT/ARG	861012	Outer Joint	45W	33	30	53	30	62	I			
1.8 T (110 kW)	1996.10- 2000.11	MT/AT		F	Saloon Engine AEB/ANB/APU	803018	Outer Joint	45W	33	30	53	30	62	I			
	1996.10- 2000.11	MT		F	Saloon Engine AEB/ANB/APU	603001	Inner Joint			28		32					
	1996.10- 2000.11	MT	L	F	Saloon Engine AEB/ANB/APU	203005	Drive Shaft	45W	33		53	30	614				
	1996.10- 2000.11	MT	R	F	Saloon Engine AEB/ANB/APU	203001	Drive Shaft	45W	33		53	30	634				
1.9 TDi (66 kW)	1996.10- 2000.11	MT/AT		F	Saloon Engine AHH/AHU	803018	Outer Joint	45W	33	30	53	30	62	I			
	1996.10- 2000.11	AT	L	F	Saloon Engine AHH/AHU	203012	Drive Shaft	45W	33		53	30	498				
	1996.10- 2000.11	AT	R	F	Saloon Engine AHH/AHU	299108	Drive Shaft	45W	33		53	30	586				
	1996.10- 2000.11	MT	L	F	Saloon Engine AHH/AHU	261122	Drive Shaft	45W	33		53	30	602				
	1996.10- 2000.11	MT	R	F	Saloon Engine AHH/AHU	203007	Drive Shaft	45W	33		53	30	622				
1.9 TDi (74 kW)	2000.02- 2000.11	MT/AT		F	Saloon Engine AVB	803021	Outer Joint	45W	33	27	53	30	63	I			
1.9 TDi (81 kW)	1996.10- 2000.11	MT/AT		F	Saloon Engine AFN/AVG	803019	Outer Joint	45W	38	27	59.5	34.5	63	I			
	1996.10- 2000.11	MT	R	F	Saloon Engine AFN/AVG	261019	Drive Shaft	45W	38		59.5	34.5	624				
	1996.10- 2000.11	MT	L	F	Saloon Engine AFN/AVG	203008	Drive Shaft	45W	38		59.5	34.5	603				
1.9 TDi (85 kW)	1998.08- 2000.11	MT/AT		F	Saloon Engine AJM/ATJ	803021	Outer Joint	45W	33	27	53	30	63	I			
	1998.08- 2000.11	MT/AT		F	Saloon Engine AJM/ATJ	803019	Outer Joint	45W	38	27	59.5	34.5	63	I			
	1998.08- 2000.11			F	Saloon Engine AJM/ATJ	650019	Inner Joint			34		59.5					
	1998.08- 2000.11	MT/AT	R	F	Saloon Engine AJM/ATJ	261019	Drive Shaft	45W	38		59.5	34.5	624				
	1998.08- 2000.11	MT/AT	L	F	Saloon Engine AJM/ATJ	203008	Drive Shaft	45W	38		59.5	34.5	603				
1.9 TDi 4motion (85 kW)	1999.08- 2000.11	MT/AT		F	All-wheel Drive Saloon Engine ATJ	803021	Outer Joint	45W	33	27	53	30	63	I			
1.9 TDi Syncro/4motion (81 kW)	1996.10- 2000.11			F	All-wheel Drive Saloon Engine AFN/AVG	861012	Outer Joint	45W	33	30	53	30	62	I			
	1996.10- 2000.11	MT	L	F	All-wheel Drive Saloon Engine AFN/AVG	261122	Drive Shaft	45W	33		53	30	602				
	1996.10- 2000.11	MT	R	F	All-wheel Drive Saloon Engine AFN/AVG	203007	Drive Shaft	45W	33		53	30	622				
2.3 VR5 (110 kW)	1996.10- 2000.11	MT		F	Saloon Engine AGZ	803018	Outer Joint	45W	33	30	53	30	62	I			
	1996.10- 2000.11	AT		F	Saloon Engine AGZ	803020	Outer Joint	45W	38	30	59.5	34	59.5	I			
	1996.10- 2000.11	MT	L	F	Saloon Engine AGZ	261122	Drive Shaft	45W	33		53	30	602				
	1996.10- 2000.11	MT	R	F	Saloon Engine AGZ	203007	Drive Shaft	45W	33		53	30	622				
2.5 TDi (110 kW)	1998.07- 2000.11	MT		F	Saloon Engine AFB/AKN	803019	Outer Joint	45W	38	27	59.5	34.5	63	I			
	1998.07- 2000.11	MT	R	F	Saloon Engine AFB/AKN	261019	Drive Shaft	45W	38		59.5	34.5	624				
	1998.07- 2000.11	MT	L	F	Saloon Engine AFB/AKN	203008	Drive Shaft	45W	38		59.5	34.5	603				
2.5 TDi Syncro/4motion (110 kW)	1998.12- 2000.11	MT		F	All-wheel Drive Saloon Engine AFB/AKN	803019	Outer Joint	45W	38	27	59.5	34.5	63	I			





	 YEAR	TRANSM	L/R	F/R	REMARKS	GSP Ref.	 PRODUCT	 ABS	Technical Specifications							
									A	B	C	H	L	P		
VOLKSWAGEN PASSAT (3B2)																
2.8 V6 (132 kW)	1997.05- 1999.09	MT/AT		F	Saloon Engine AGE	803019	Outer Joint	45W	38	27	59.5	34.5	63	I		
2.8 V6 (140 kW)	1999.09- 2000.11			F	Saloon Engine ATX/BBG	803019	Outer Joint	45W	38	27	59.5	34.5	63	I		
	1999.09- 2000.11	MT	R	F	Saloon Engine ATX/BBG	261019	Drive Shaft	45W	38		59.5	34.5	624			
	1999.09- 2000.11	MT	L	F	Saloon Engine ATX/BBG	203008	Drive Shaft	45W	38		59.5	34.5	603			
2.8 V6 (142 kW)	1996.08- 2000.11	MT/AT		F	Saloon Engine AHA/APR/ACK	803019	Outer Joint	45W	38	27	59.5	34.5	63	I		
	1996.08- 2000.11	MT	R	F	Saloon Engine AHA/APR/ACK	261019	Drive Shaft	45W	38		59.5	34.5	624			
	1996.08- 2000.11	MT	L	F	Saloon Engine AHA/APR/ACK	203008	Drive Shaft	45W	38		59.5	34.5	603			
2.8 V6 Syncro/4motion (142 kW)	1996.10- 2000.11	MT		F	All-wheel Drive Saloon Engine ACK/AHA/ALG/APR/AQD	803019	Outer Joint	45W	38	27	59.5	34.5	63	I		
	1996.10- 2000.11	MT		F	All-wheel Drive Saloon Engine ACK/AHA/ALG/APR/AQD	803020	Outer Joint	45W	38	30	59.5	34	59.5	I		
	1996.10- 2000.11		R	F	All-wheel Drive Saloon Engine ACK/AHA/ALG/APR/AQD	261019	Drive Shaft	45W	38		59.5	34.5	624			
	1996.10- 2000.11	MT	L	F	All-wheel Drive Saloon Engine ACK/AHA/ALG/APR/AQD	203008	Drive Shaft	45W	38		59.5	34.5	603			
PASSAT (3B3)																
1.6 (75 kW)	2000.11- 2005.05	MT		F	Saloon Engine ALZ	603002	Inner Joint				33		32			
	2000.11- 2005.05		L	F	Saloon Engine ALZ	203002	Drive Shaft	45W	33		53	30	614			
	2000.11- 2005.05	MT		F	Saloon Engine ALZ	861012	Outer Joint	45W	33	30	53	30	62	I		
	2000.11- 2005.05		R	F	Saloon Engine ALZ	299111	Drive Shaft	45W	33		53	30	636			
1.8 T 20V (110 kW)	2000.11- 2005.05	AT		F	Saloon Engine AWL/AWT	803019	Outer Joint	45W	38	27	59.5	34.5	63	I		
	2000.11- 2005.05	MT	L	F	Saloon Engine AWL/AWT	203005	Drive Shaft	45W	33		53	30	614			
	2000.11- 2005.05	MT		F	Saloon Engine AWL/AWT	861012	Outer Joint	45W	33	30	53	30	62	I		
	2000.11- 2005.05	MT	L	F	Saloon Engine AWL/AWT	261122	Drive Shaft	45W	33		53	30	602			
	2000.11- 2005.05	MT	R	F	Saloon Engine AWL/AWT	203001	Drive Shaft	45W	33		53	30	634			
	2000.11- 2005.05	MT	R	F	Saloon Engine AWL/AWT	203007	Drive Shaft	45W	33		53	30	622			
1.9 TDi (74 kW)	2000.11- 2005.05	MT		F	Saloon Engine AVB	803021	Outer Joint	45W	33	27	53	30	63	I		
	2000.11- 2005.05	AT		F	Saloon Engine AVB	803019	Outer Joint	45W	38	27	59.5	34.5	63	I		
1.9 TDi (96 kW)	2000.11- 2005.05	MT/AT		F	Saloon Engine AVF/AWX	803019	Outer Joint	45W	38	27	59.5	34.5	63	I		
	2000.11- 2005.05		R	F	Saloon Engine AVF/AWX	261019	Drive Shaft	45W	38		59.5	34.5	624			
	2000.11- 2005.05	MT	L	F	Saloon Engine AVF/AWX	203008	Drive Shaft	45W	38		59.5	34.5	603			
1.9 TDi 4motion (96 kW)	2000.11- 2005.05	MT/AT		F	All-wheel Drive Saloon Engine AVF	803019	Outer Joint	45W	38	27	59.5	34.5	63	I		
2.0 (85 kW)	2000.11- 2005.05	MT		F	Saloon Engine AZM/BFF	803018	Outer Joint	45W	33	30	53	30	62	I		
	2000.11- 2005.05	MT		F	Saloon Engine AZM/BFF	603001	Inner Joint				28		32			
	2000.11- 2005.05	AT	L	F	Saloon Engine AZM/BFF	203012	Drive Shaft	45W	33		53	30	498			
	2000.11- 2005.05	AT	R	F	Saloon Engine AZM/BFF	299108	Drive Shaft	45W	33		53	30	586			
	2000.11- 2005.05	MT	L	F	Saloon Engine AZM/BFF	203005	Drive Shaft	45W	33		53	30	614			
	2000.11- 2005.05	AT		F	Saloon Engine AZM/BFF	861012	Outer Joint	45W	33	30	53	30	62	I		
	2000.11- 2005.05	MT	R	F	Saloon Engine AZM/BFF	203001	Drive Shaft	45W	33		53	30	634			
2.0 (96 kW)	2001.11- 2005.05	MT		F	Saloon Engine ALT	603002	Inner Joint				33		32			
	2001.11- 2005.05	MT		F	Saloon Engine ALT	861012	Outer Joint	45W	33	30	53	30	62	I		
	2001.11- 2005.05	MT	L	F	Saloon Engine ALT	261122	Drive Shaft	45W	33		53	30	602			
	2001.11- 2005.05	MT	R	F	Saloon Engine ALT	203007	Drive Shaft	45W	33		53	30	622			
2.0 4motion (85 kW)	2000.11- 2005.05	MT		F	All-wheel Drive Saloon Engine AZM	861012	Outer Joint	45W	33	30	53	30	62	I		
2.0 TDi (100 kW)	2003.12- 2005.05			F	Saloon Engine BGW	803019	Outer Joint	45W	38	27	59.5	34.5	63	I		
	2003.12- 2005.05	MT	R	F	Saloon Engine BGW	261019	Drive Shaft	45W	38		59.5	34.5	624			
	2003.12- 2005.05	MT	L	F	Saloon Engine BGW	203008	Drive Shaft	45W	38		59.5	34.5	603			
2.3 V5 (125 kW)	2000.11- 2005.05	MT/AT		F	Saloon Engine AZX	803019	Outer Joint	45W	38	27	59.5	34.5	63	I		
	2000.11- 2005.05	MT	R	F	Saloon Engine AZX	261019	Drive Shaft	45W	38		59.5	34.5	624			
	2000.11- 2005.05	MT	L	F	Saloon Engine AZX	203008	Drive Shaft	45W	38		59.5	34.5	603			
2.3 V5 4motion (125 kW)	2000.11- 2005.05	MT		F	All-wheel Drive Saloon Engine AZX	803019	Outer Joint	45W	38	27	59.5	34.5	63	I		
2.5 TDi (110 kW)	2000.11- 2005.05	MT&AT		F	Saloon Engine AFB/AKN	803019	Outer Joint	45W	38	27	59.5	34.5	63	I		
	2000.11- 2005.05			F	Saloon Engine AFB/AKN	650019	Inner Joint				34		59.5			
	2000.11- 2005.05	MT	R	F	Saloon Engine AFB/AKN	261019	Drive Shaft	45W	38		59.5	34.5	624			
	2000.11- 2005.05	MT	L	F	Saloon Engine AFB/AKN	203008	Drive Shaft	45W	38		59.5	34.5	603			
2.5 TDi (120 kW)	2003.05- 2005.05	MT		F	Saloon Engine BDG	803019	Outer Joint	45W	38	27	59.5	34.5	63	I		
	2003.05- 2005.05	MT	R	F	Saloon Engine BDG	261019	Drive Shaft	45W	38		59.5	34.5	624			
	2003.05- 2005.05	MT	L	F	Saloon Engine BDG	203008	Drive Shaft	45W	38		59.5	34.5	603			
2.5 TDi 4motion (110 kW)	2000.11- 2005.05	MT		F	All-wheel Drive Saloon Engine AFB/AKN	803019	Outer Joint	45W	38	27	59.5	34.5	63	I		
	2000.11- 2005.05	AT		F	All-wheel Drive Saloon Engine AFB/AKN	803020	Outer Joint	45W	38	30	59.5	34	59.5	I		
	2000.11- 2005.05	MT	R	F	All-wheel Drive Saloon Engine AFB/AKN	261019	Drive Shaft	45W	38		59.5	34.5	624			
	2000.11- 2005.05	MT	L	F	All-wheel Drive Saloon Engine AFB/AKN	203008	Drive Shaft	45W	38		59.5	34.5	603			
2.5 TDi 4motion (132 kW)	2003.01- 2005.05	AT		F	All-wheel Drive Saloon Engine BAU/BDH	803019	Outer Joint	45W	38	27	59.5	34.5	63	I		
	2003.01- 2005.05	MT	R	F	All-wheel Drive Saloon Engine BAU/BDH	261019	Drive Shaft	45W	38		59.5	34.5	624			
	2003.01- 2005.05	MT	L	F	All-wheel Drive Saloon Engine BAU/BDH	203008	Drive Shaft	45W	38		59.5	34.5	603			





	 YEAR	TRANSM	L/R	F/R	REMARKS	GSP Ref.	 PRODUCT	 ABS	Technical Specifications						
									A	B	C	H	L	P	
VOLKSWAGEN															
PASSAT (3B3)															
2.8 4motion (142 kW)	2000.11- 2005.05	MT		F	All-wheel Drive Saloon Engine AMX/ATQ	803019	Outer Joint	45W	38	27	59.5	34.5	63	I	
	2000.11- 2005.05				All-wheel Drive Saloon Engine AMX/ATQ	650019	Inner Joint				34		59.5		
4.0 W8 4motion (202 kW)	2001.09- 2004.09	AT		F	All-wheel Drive Saloon Engine BDN	803019	Outer Joint	45W	38	27	59.5	34.5	63	I	
PASSAT (3C2)															
1.4 TSi (90 kW)	2007.05- 2010.07	MT		F	Saloon Engine CAXA	603011	Inner Joint				33		34		
	2007.05- 2010.07	Semi-AT		F	Saloon Engine CAXA	803002	Outer Joint		36	27	59.5	40	66	I	
1.4 TSi EcoFuel (110 kW)	2009.01- 2010.07	MT		F	Saloon Engine CDGA	653002	Inner Joint			33		34			
1.6 (75 kW)	2005.05- 2010.07			F	Saloon Engine BSE/BSF	603011	Inner Joint			33		34			
	2005.05- 2010.07	6AT		F	Saloon Engine BSE/BSF	661011	Inner Joint		26	32	31	68.5	85		
	2005.05- 2010.07		R	F	Saloon Engine BSE/BSF	261113	Drive Shaft		36		59.5	40	814		
	2005.05- 2010.07	6AT	L	F	Saloon Engine BSE/BSF	261093	Drive Shaft		36	26	59.5	40.5	587.5		
	2005.05- 2010.07	6AT	R	F	Saloon Engine BSE/BSF	261094	Drive Shaft		36	26	59.5	40.5	884		
	2005.05- 2010.07	MT		F	Saloon Engine BSE/BSF	653002	Inner Joint			33		34			
1.6 FSi (85 kW)	2005.05- 2007.11			F	Saloon Engine BLF	803037	Outer Joint		36	30	59.5	40.5	55	I	
	2005.05- 2007.11	MT		F	Saloon Engine BLF	653002	Inner Joint			33		34			
1.8 TSi (118 kW)	2007.05- 2010.07	MT		F	Saloon Engine BZB/CDA	803002	Outer Joint		36	27	59.5	40	66	I	
1.9 TDi (77 kW)	2005.03- 2008.11			F	Saloon Engine BKC/BLS/BXE	803037	Outer Joint		36	30	59.5	40.5	55	I	
	2005.03- 2008.11			F	Saloon Engine BKC/BLS/BXE	603011	Inner Joint			33		34			
	2005.03- 2008.11		R	F	Saloon Engine BKC/BLS/BXE	261042	Drive Shaft		36		59.5	40.5	814		
	2005.03- 2008.11	MT		F	Saloon Engine BKC/BLS/BXE	653002	Inner Joint			33		34			
2.0 BlueTDi (105 kW)	2009.01-	MT	R	F	Saloon Engine CBAC	203313	Drive Shaft		36		59.5	40	792		
	2009.01-	AT	L	F	Saloon Engine CBAC	254013	Drive Shaft		36		59.5	40	479.5		
	2009.01-			F	Saloon Engine CBAC	803002	Outer Joint		36	27	59.5	40	66	I	
	2009.01-	AT	R	F	Saloon Engine CBAC	254011	Drive Shaft		36		59.5	40	755		
	2009.01-	MT	L	F	Saloon Engine CBAC	203295	Drive Shaft		36		59.5	40	491		
2.0 FSi (110 kW)	2005.03- 2010.07			F	Saloon Engine BLR/BLY/BVY/BVZ	803037	Outer Joint		36	30	59.5	40.5	55	I	
	2005.03- 2010.07	MT		F	Saloon Engine BLR/BLY/BVY/BVZ	603011	Inner Joint			33		34			
	2005.03- 2010.07	6AT		F	Saloon Engine BLR/BLY/BVY/BVZ	661011	Inner Joint		26	32	31	68.5	85		
	2005.03- 2010.07	6AT	L	F	Saloon Engine BLR/BLY/BVY/BVZ	261093	Drive Shaft		36	26	59.5	40.5	587.5		
	2005.03- 2010.07	6AT	R	F	Saloon Engine BLR/BLY/BVY/BVZ	261094	Drive Shaft		36	26	59.5	40.5	884		
2.0 FSi (147 kW)	2005.07- 2010.07	6MT		F	Saloon Engine AXX/BPY/BWA/CAWB/CBFA/CCTA/CCZA	803002	Outer Joint		36	27	59.5	40	66	I	
2.0 FSi 4motion (110 kW)	2005.09- 2010.07				All-wheel Drive Saloon Engine BLX/BLY/BVX	803037	Outer Joint		36	30	59.5	40.5	55	I	
	2005.09- 2010.07			F/R	All-wheel Drive Saloon Engine BLX/BLY/BVX	603011	Inner Joint			33		34			
	2005.09- 2010.07	6AT			All-wheel Drive Saloon Engine BLX/BLY/BVX	661011	Inner Joint		26	32	31	68.5	85		
	2005.09- 2010.07		L		All-wheel Drive Saloon Engine BLX/BLY/BVX	203294	Drive Shaft		36		59.5	38	519		
	2005.09- 2010.07	6AT	L	F	All-wheel Drive Saloon Engine BLX/BLY/BVX	261093	Drive Shaft		36	26	59.5	40.5	587.5		
	2005.09- 2010.07	6AT	R	F	All-wheel Drive Saloon Engine BLX/BLY/BVX	261094	Drive Shaft		36	26	59.5	40.5	884		
	2005.09- 2010.07	MT		R	All-wheel Drive Saloon Engine BLX/BLY/BVX	653002	Inner Joint			33		34			
2.0 TDi (100 kW)	2005.03- 2010.11	MT	R	F	Saloon Engine BMA/CBAA	203313	Drive Shaft		36		59.5	40	792		
	2005.03- 2010.11	MT	L	F	Saloon Engine BMA/CBAA	203265	Drive Shaft		36		59.5	40	487		
	2005.03- 2010.11	AT	L	F	Saloon Engine BMA/CBAA	254013	Drive Shaft		36		59.5	40	479.5		
	2005.03- 2010.11	6MT/6AT		F	Saloon Engine BMA/CBAA	803002	Outer Joint		36	27	59.5	40	66	I	
	2005.03- 2010.11	6AT		F	Saloon Engine BMA/CBAA	654004	Inner Joint			34		85			
	2005.03- 2010.11	AT	R	F	Saloon Engine BMA/CBAA	254011	Drive Shaft		36		59.5	40	755		
	2005.03- 2010.11	MT	L	F	Saloon Engine BMA/CBAA	203295	Drive Shaft		36		59.5	40	491		
2.0 TDi (103 kW)	2005.05- 2007.11	MT	R	F	Saloon Engine BMP	203313	Drive Shaft		36		59.5	40	792		
	2005.05- 2007.11	MT	L	F	Saloon Engine BMP	203265	Drive Shaft		36		59.5	40	487		
	2005.05- 2007.11	AT	L	F	Saloon Engine BMP	254013	Drive Shaft		36		59.5	40	479.5		
	2005.05- 2007.11	6MT/6AT		F	Saloon Engine BMP	803002	Outer Joint		36	27	59.5	40	66	I	
	2005.05- 2007.11	6AT		F	Saloon Engine BMP	654004	Inner Joint			34		85			
	2005.05- 2007.11	AT	R	F	Saloon Engine BMP	254011	Drive Shaft		36		59.5	40	755		
	2005.05- 2007.11	MT	L	F	Saloon Engine BMP	203295	Drive Shaft		36		59.5	40	491		
2.0 TDi (125 kW)	2005.08-	6MT/6AT		F	Saloon Engine BMR/CBBB	861045	Outer Joint		36	27	59.5	40	65	M	
2.0 TDi (81 kW)	2008.11- 2010.07			F	Saloon Engine CBDC	603011	Inner Joint			33		34			
	2008.11- 2010.07			F	Saloon Engine CBDC	803002	Outer Joint		36	27	59.5	40	66	I	
	2008.11- 2010.07	MT		F	Saloon Engine CBDC	653002	Inner Joint			33		34			
2.0 TDi (88 kW)	2005.11- 2007.05	MT	R	F	Saloon Engine BWV	203313	Drive Shaft		36		59.5	40	792		
	2005.11- 2007.05	AT	L	F	Saloon Engine BWV	254013	Drive Shaft		36		59.5	40	479.5		
	2005.11- 2007.05	AT	R	F	Saloon Engine BWV	254011	Drive Shaft		36		59.5	40	755		
	2005.11- 2007.05	MT	L	F	Saloon Engine BWV	203295	Drive Shaft		36		59.5	40	491		
2.0 TDi 16V (103 kW)	2005.05- 2007.11	MT	R	F	Saloon Engine BKP/CBAB	203313	Drive Shaft		36		59.5	40	792		
	2005.05- 2007.11	MT	L	F	Saloon Engine BKP/CBAB	203265	Drive Shaft		36		59.5	40	487		





	 YEAR	TRANSM	L/R	F/R	REMARKS	GSP Ref.	 PRODUCT	 ABS	Technical Specifications											
									A	B	C	H	L	P						
VOLKSWAGEN PASSAT (3C2)																				
2.0 TDi 16V (103 kW)	2005.05- 2007.11	AT	L	F	Saloon Engine BKP/CBAB	254013	Drive Shaft		36		59.5	40	479.5							
	2005.05- 2007.11	6MT		F	Saloon Engine BKP/CBAB	803002	Outer Joint		36	27	59.5	40	66	I						
	2005.05- 2007.11	6AT		F	Saloon Engine BKP/CBAB	654004	Inner Joint			34		85								
	2005.05- 2007.11	AT	R	F	Saloon Engine BKP/CBAB	254011	Drive Shaft		36		59.5	40	755							
	2005.05- 2007.11	MT	L	F	Saloon Engine BKP/CBAB	203295	Drive Shaft		36		59.5	40	491							
2.0 TDi 16V 4motion (103 kW)	2005.03-			R	All-wheel Drive Saloon Engine BKP/CBAB	603011	Inner Joint			33		34								
	2005.03-	6MT/6AT		F	All-wheel Drive Saloon Engine BKP/CBAB	803002	Outer Joint		36	27	59.5	40	66	I						
	2005.03-	MT	R		All-wheel Drive Saloon Engine BKP/CBAB	203266	Drive Shaft		36		59.5	40	601							
	2005.03-	6AT			All-wheel Drive Saloon Engine BKP/CBAB	654004	Inner Joint			34		85								
	2005.03-	MT		R	All-wheel Drive Saloon Engine BKP/CBAB	653002	Inner Joint			33		34								
	2005.03-			L	All-wheel Drive Saloon Engine BKP/CBAB	203295	Drive Shaft		36		59.5	40	491							
2.0 TDi 4motion (103 kW)	2005.03-			R	All-wheel Drive Saloon Engine BMP	603011	Inner Joint			33		34								
	2005.03-	6MT/6AT		F	All-wheel Drive Saloon Engine BMP	803002	Outer Joint		36	27	59.5	40	66	I						
	2005.03-		R		All-wheel Drive Saloon Engine BMP	203266	Drive Shaft		36		59.5	40	601							
	2005.03-	6AT			All-wheel Drive Saloon Engine BMP	654004	Inner Joint			34		85								
	2005.03-	MT		R	All-wheel Drive Saloon Engine BMP	653002	Inner Joint			33		34								
2.0 TDi 4motion (125 kW)	2005.03-			L	All-wheel Drive Saloon Engine BMP	203295	Drive Shaft		36		59.5	40	491							
	2009.05-		L		All-wheel Drive Saloon Engine CBBB	254013	Drive Shaft		36		59.5	40	479.5							
	2009.05-	MT	R		All-wheel Drive Saloon Engine CBBB	653002	Inner Joint			33		34								
	2009.05-				All-wheel Drive Saloon Engine CBBB	653002	Inner Joint			33		34								
	2009.05-				All-wheel Drive Saloon Engine CBBB	653002	Inner Joint			33		34								
3.2 FSi 4motion (184 kW)	2005.11- 2010.07			R	All-wheel Drive Saloon Engine AXZ	603011	Inner Joint			33		34								
	2005.11- 2010.07		L		All-wheel Drive Saloon Engine AXZ	254013	Drive Shaft		36		59.5	40	479.5							
	2005.11- 2010.07	6AT		F	All-wheel Drive Saloon Engine AXZ	803002	Outer Joint		36	27	59.5	40	66	I						
	2005.11- 2010.07		R		All-wheel Drive Saloon Engine AXZ	203266	Drive Shaft		36		59.5	40	601							
	2005.11- 2010.07	MT		R	All-wheel Drive Saloon Engine AXZ	653002	Inner Joint			33		34								
3.6 R36 4motion (220 kW)	2007.04- 2010.07			R	All-wheel Drive Saloon Engine BWS	603011	Inner Joint			33		34								
	2007.04- 2010.07	MT			All-wheel Drive Saloon Engine BWS	653002	Inner Joint			33		34								
PASSAT ALEMAO																				
2.0	1988.01- 1997.12	MT/AT									33		34							
2.0 16V	1988.01- 1997.12	MT									33		34							
	1988.01- 1997.12	MT							36	30	53	78	60	I						
	1990.01- 1997.12	AT								33		34								
	1990.01- 1997.12	AT							36	30	53	78	60	I						
2.8	1988.01- 1997.12	MT/AT									33		34							
	1988.01- 1997.12	MT/AT							36	30	53	78	60	I						
PASSAT ALLTRACK (365)																				
2.0 TDi (103 kW)	2012.01-		R	F	Estate Engine CFFB	203313	Drive Shaft		36		59.5	40	792							
	2012.01-		L	F	Estate Engine CFFB	203295	Drive Shaft		36		59.5	40	491							
2.0 TDi 4motion (103 kW)	2012.01-		L		All-wheel Drive Estate Engine CFFB	203295	Drive Shaft		36		59.5	40	491							
2.0 TDi 4motion (125 kW)	2012.01-		L		All-wheel Drive Estate Engine CFGB	254013	Drive Shaft		36		59.5	40	479.5							
2.0 TDi 4motion (130 kW)	2013.01-	AT	L		All-wheel Drive Estate Engine CFGC	254013	Drive Shaft		36		59.5	40	479.5							
PASSAT CC (357)																				
1.8 TSi (118 kW)	2008.06- 2010.11	MT		F	Coupe Engine BZB/CDA A	803002	Outer Joint		36	27	59.5	40	66	I						
	2008.06- 2010.11	MT	L	F	Coupe Engine BZB/CDA A	203295	Drive Shaft		36		59.5	40	491							
2.0 BlueTDi (105 kW)	2009.05- 2010.11	MT	R	F	Coupe Engine CBAC	203313	Drive Shaft		36		59.5	40	792							
	2009.05- 2010.11	AT	L	F	Coupe Engine CBAC	254013	Drive Shaft		36		59.5	40	479.5							
	2009.05- 2010.11	AT	R	F	Coupe Engine CBAC	254011	Drive Shaft		36		59.5	40	755							
	2009.05- 2010.11	MT	L	F	Coupe Engine CBAC	203295	Drive Shaft		36		59.5	40	491							
2.0 TDi (100 kW)	2008.06- 2011.05	MT	R	F	Coupe Engine CBAA/CFFA	203313	Drive Shaft		36		59.5	40	792							
	2008.06- 2011.05	AT	L	F	Coupe Engine CBAA/CFFA	254013	Drive Shaft		36		59.5	40	479.5							
	2008.06- 2011.05			F	Coupe Engine CBAA/CFFA	803002	Outer Joint		36	27	59.5	40	66	I						
	2008.06- 2011.05	6AT		F	Coupe Engine CBAA/CFFA	654004	Inner Joint			34		85								
	2008.06- 2011.05	AT	R	F	Coupe Engine CBAA/CFFA	254011	Drive Shaft		36		59.5	40	755							
	2008.06- 2011.05	MT	L	F	Coupe Engine CBAA/CFFA	203295	Drive Shaft		36		59.5	40	491							
2.0 TDi (103 kW)	2008.06-	MT	R	F	Coupe Engine CBAB/CFFB	203313	Drive Shaft		36		59.5	40	792							
	2008.06-	AT	L	F	Coupe Engine CBAB/CFFB	254013	Drive Shaft		36		59.5	40	479.5							
	2008.06-	MT		F	Coupe Engine CBAB/CFFB	803002	Outer Joint		36	27	59.5	40	66	I						
	2008.06-	6AT		F	Coupe Engine CBAB/CFFB	654004	Inner Joint			34		85								
	2008.06-	AT	R	F	Coupe Engine CBAB/CFFB	254011	Drive Shaft		36		59.5	40	755							
2.0 TDi (125 kW)	2008.06-		F	Coupe Engine CBBB/CFGB/CLLA	861045	Outer Joint		36	27	59.5	40	65	M							
2.0 TDi 4motion (103 kW)	2009.08-		R		All-wheel Drive Coupe Engine CBAB/CFFB	203266	Drive Shaft		36		59.5	40	601							
	2009.08-	MT	R		All-wheel Drive Coupe Engine CBAB/CFFB	653002	Inner Joint			33		34								





	 YEAR	TRANSM	L/R	F/R	REMARKS	GSP Ref.	 PRODUCT	 ABS	Technical Specifications					
									A	B	C	H	L	P
VOLKSWAGEN														
PASSAT CC (357)														
2.0 TDi 4motion (103 kW)	2009.08-		L		All-wheel Drive Coupe Engine CBAB/CFFB	203295	Drive Shaft		36	59.5	40	491		
2.0 TDi 4motion (125 kW)	2009.11-		L		All-wheel Drive Coupe Engine CFGB/CBBB	254013	Drive Shaft		36	59.5	40	479.5		
2.0 TSi (147 kW)	2008.06-			F	Coupe Engine CAWB/CCZA	803002	Outer Joint		36	27	59.5	40	66	I
3.6 FSi 4motion (220 kW)	2008.06- 2010.05			R	All-wheel Drive Coupe Engine BWS	603011	Inner Joint			33		34		
	2008.06- 2010.05	MT		R	All-wheel Drive Coupe Engine BWS	653002	Inner Joint			33		34		
PASSAT IV														
1.6	1997.02- 1999.05	MT		F	All	603013	Inner Joint			33		34		
1.9 TDi	1998.05- 2000.12	AT		F		803064	Outer Joint	45T	38	27	60	34	64	I
	1998.05- 2000.12	MT		F		803064	Outer Joint	45T	38	27	60	34	64	I
2.5 TDi V6	1999.09-	AT		F		803064	Outer Joint	45T	38	27	60	34	64	I
	1999.09-	MT		F		803064	Outer Joint	45T	38	27	60	34	64	I
2.8 V6	1997.04-	MT/AT		F	Syncro 4WD	803064	Outer Joint	45T	38	27	60	34	64	I
PASSAT VARIANT (32B)														
1.3 (40 kW)	1980.08- 1983.07	MT		F	Estate Engine FY	803007	Outer Joint		22	30	51	78.7	51.1	I
	1980.08- 1983.07	MT		F	Estate Engine FY	603008	Inner Joint			33		32		
1.3 (44 kW)	1980.08- 1986.07	MT		F	Estate Engine FZ	803007	Outer Joint		22	30	51	78.7	51.1	I
	1980.08- 1986.07	MT		F	Estate Engine EP	603008	Inner Joint			33		32		
	1980.08- 1986.07	MT		F	Estate Engine FZ	603008	Inner Joint			33		32		
1.6 (51 kW)	1987.08- 1988.03	MT/AT		F	Estate Engine PP	803007	Outer Joint		22	30	51	78.7	51.1	I
	1987.08- 1988.03	MT/AT		F	Estate Engine PP	603008	Inner Joint			33		32		
1.6 (53 kW)	1986.02- 1988.03	MT/AT		F	Estate Engine RL	803007	Outer Joint		22	30	51	78.7	51.1	I
	1986.02- 1988.03	MT/AT		F	Estate Engine RL	603008	Inner Joint			33		32		
1.6 (55 kW)	1980.08- 1988.03	MT/AT		F	Estate Engine DT	803007	Outer Joint		22	30	51	78.7	51.1	I
	1980.08- 1988.03	MT/AT		F	Estate Engine WV/YN	803007	Outer Joint		22	30	51	78.7	51.1	I
	1980.08- 1988.03	MT/AT		F	Estate Engine DT	603008	Inner Joint			33		32		
	1980.08- 1988.03	MT/AT		F	Estate Engine WV/YN	603008	Inner Joint			33		32		
1.6 (63 kW)	1981.01- 1983.02	MT/AT		F	Estate Engine YP	803007	Outer Joint		22	30	51	78.7	51.1	I
	1981.01- 1983.02	MT/AT		F	Estate Engine YP	603008	Inner Joint			33		32		
1.6 D (40 kW)	1980.08- 1988.03	MT/AT		F	Estate Engine CR/JK	803007	Outer Joint		22	30	51	78.7	51.1	I
	1980.08- 1988.03	MT/AT		F	Estate Engine CR/JK	603008	Inner Joint			33		32		
1.6 TD (51 kW)	1982.04- 1988.03	MT/AT		F	Estate Engine CY	803007	Outer Joint		22	30	51	78.7	51.1	I
	1982.04- 1988.03	MT/AT		F	Estate Engine CY	603008	Inner Joint			33		32		
1.8 (64 kW)	1986.05- 1988.03	MT/AT		F	Estate Engine RM	803007	Outer Joint		22	30	51	78.7	51.1	I
	1986.05- 1988.03	AT		F	Estate Engine RM	603008	Inner Joint			33		32		
	1986.05- 1988.03	MT/AT		F	Estate Engine RM	603004	Inner Joint			33		32		
1.8 (66 kW)	1983.01- 1988.03	MT/AT		F	Estate Engine DS/JN	803007	Outer Joint		22	30	51	78.7	51.1	I
	1983.01- 1988.03	AT		F	Estate Engine DS/JN	603008	Inner Joint			33		32		
	1983.01- 1988.03	MT/AT		F	Estate Engine DS/JN	603004	Inner Joint			33		32		
1.8 (82 kW)	1983.12- 1988.03	MT/AT		F	Estate Engine DZ	853007	Outer Joint		22	30	53.2	78	61	I
1.8 Syncro (66 kW)	1986.01- 1988.03	MT		R	All-wheel Drive Estate Engine DS/JN	803007	Outer Joint		22	30	51	78.7	51.1	I
	1986.01- 1988.03	MT		F/R	All-wheel Drive Estate Engine DS/JN	603006	Inner Joint			33		34		
	1986.01- 1988.03	MT		F	All-wheel Drive Estate Engine DS/JN	603003	Inner Joint			33		32		
	1986.01- 1988.03			R	All-wheel Drive Estate Engine DS/JN	603008	Inner Joint			33		32		
	1986.01- 1988.03	MT		R	All-wheel Drive Estate Engine DS/JN	603004	Inner Joint			33		32		
1.9 (85 kW)	1981.01- 1983.07	MT/AT		F	Estate Engine WN	803007	Outer Joint		22	30	51	78.7	51.1	I
	1981.01- 1983.07	AT		F	Estate Engine WN	603011	Inner Joint			33		34		
	1981.01- 1983.07	MT/AT		F	Estate Engine WN	603006	Inner Joint			33		34		
	1981.01- 1983.07	MT&AT		F	Estate Engine WN	603003	Inner Joint			33		32		
	1981.01- 1983.07	MT/AT		F	Estate Engine WN	603008	Inner Joint			33		32		
	1981.01- 1983.07	MT		F	Estate Engine WN	603004	Inner Joint			33		32		
2.0 (85 kW)	1983.08- 1988.03	MT		F	Estate Engine JS	803007	Outer Joint		22	30	51	78.7	51.1	I
	1983.08- 1988.03	AT		F	Estate Engine JS	603011	Inner Joint			33		34		
	1983.08- 1988.03	AT		F	Estate Engine JS	603003	Inner Joint			33		32		
	1983.08- 1988.03	MT		F	Estate Engine JS	603008	Inner Joint			33		32		
2.0 Syncro (85 kW)	1984.05- 1988.03	MT		R	All-wheel Drive Estate Engine JS	803007	Outer Joint		22	30	51	78.7	51.1	I
	1984.05- 1988.03	MT		F/R	All-wheel Drive Estate Engine JS	603006	Inner Joint			33		34		
	1984.05- 1988.03	MT		F	All-wheel Drive Estate Engine JS	603003	Inner Joint			33		32		
	1984.05- 1988.03	MT			All-wheel Drive Estate Engine JS	603008	Inner Joint			33		32		
	1984.05- 1988.03	MT		R	All-wheel Drive Estate Engine JS	603004	Inner Joint			33		32		
2.2 (100 kW)	1985.01- 1988.03	MT		F	Estate Engine KV	603001	Inner Joint			28		32		
	1985.01- 1988.03	MT		F	Estate Engine KV	803031	Outer Joint		22	25	51	78	61	O





	 YEAR	TRANSM	L/R	F/R	REMARKS	GSP Ref.	 PRODUCT	 ABS	Technical Specifications							
									A	B	C	H	L	P		
VOLKSWAGEN PASSAT VARIANT (32B)																
2.2 (85 kW)	1985.08- 1988.03	AT		F	Estate Engine KX	603011	Inner Joint		33		34					
	1985.08- 1988.03	MT/AT		F	Estate Engine KX	603006	Inner Joint		33		34					
	1985.08- 1988.03	MT&AT		F	Estate Engine KX	603003	Inner Joint		33		32					
	1985.08- 1988.03	MT/AT		F	Estate Engine KX	603008	Inner Joint		33		32					
2.2 Syncro (88 kW)	1985.08- 1988.03	MT		R	All-wheel Drive Estate Engine JT	803007	Outer Joint	22	30	51	78.7	51.1		I		
	1985.08- 1988.03	MT		F/R	All-wheel Drive Estate Engine JT	603006	Inner Joint		33		34					
	1985.08- 1988.03	MT		F	All-wheel Drive Estate Engine JT	603003	Inner Joint		33		32					
	1985.08- 1988.03			R	All-wheel Drive Estate Engine JT	603008	Inner Joint		33		32					
	1985.08- 1988.03	MT		R	All-wheel Drive Estate Engine JT	603004	Inner Joint		33		32					
PASSAT VARIANT (33)																
1.3 (44 kW)	1973.10- 1978.01			F	Estate Engine ZF	803038	Outer Joint	22	30	51	78.7	51.1		O		
	1973.10- 1978.01			F	Estate Engine ZF	603008	Inner Joint		33		32					
1.5 (63 kW)	1973.10- 1975.12			F	Estate Engine ZC	803038	Outer Joint	22	30	51	78.7	51.1		O		
	1973.10- 1975.12			F	Estate Engine ZC	603008	Inner Joint		33		32					
PASSAT VARIANT (365)																
2.0 TDi (100 kW)	2010.08-			R	F	Estate Engine CFFA	203313	Drive Shaft	36		59.5	40		792		
	2010.08-			L	F	Estate Engine CFFA	203295	Drive Shaft	36		59.5	40		491		
2.0 TDi (103 kW)	2010.08-	MT		R	F	Estate Engine CFFB	203313	Drive Shaft	36		59.5	40		792		
	2010.08-	AT		L	F	Estate Engine CFFB	254013	Drive Shaft	36		59.5	40		479.5		
	2010.08-	AT		R	F	Estate Engine CFFB	254011	Drive Shaft	36		59.5	40		755		
	2010.08-	MT		R	F	Estate Engine CFFB	203266	Drive Shaft	36		59.5	40		601		
2.0 TDi 4motion (103 kW)	2010.08-	MT		L	All-wheel Drive Estate Engine CFFB	203295	Drive Shaft	36		59.5	40		491			
	2010.08-	MT		L	All-wheel Drive Estate Engine CFFB	254013	Drive Shaft	36		59.5	40		479.5			
2.0 TDi 4motion (125 kW)	2010.08-	AT		L	All-wheel Drive Estate Engine CLLA/CFGB	254013	Drive Shaft	36		59.5	40		479.5			
2.0 TDi 4motion (130 kW)	2013.01-	AT		L	All-wheel Drive Estate Engine CFGC	254013	Drive Shaft	36		59.5	40		479.5			
PASSAT VARIANT (3A5, 35I)																
1.6 (53 kW)	1988.04- 1991.09	MT		F	Estate Engine 1F/EZ	853008	Outer Joint	22	30	53	78.5	51		I		
	1988.04- 1991.09	MT		L	F	Estate Engine 1F/EZ	253004	Drive Shaft	22		50	78.5	562			
	1988.04- 1991.09	MT		F	Estate Engine 1F/EZ	603008	Inner Joint		33		32					
1.6 (55 kW)	1988.04- 1988.12	MT		F	Estate Engine EZ	853008	Outer Joint	22	30	53	78.5	51		I		
	1988.04- 1988.12	MT		L	F	Estate Engine EZ	253004	Drive Shaft	22		50	78.5	562			
	1988.04- 1988.12	MT		F	Estate Engine EZ	603008	Inner Joint		33		32					
1.6 (74 kW)	1994.07- 1995.12	MT		L	F	Estate Engine AEK/AFT	261001	Drive Shaft	22		53.2	78		557		
	1994.07- 1995.12	MT		R	F	Estate Engine AEK/AFT	261002	Drive Shaft	22		53	78.5		793		
	1994.07- 1995.12	MT		F	Estate Engine AEK/AFT	603011	Inner Joint		33		34					
	1994.07- 1995.12	MT/AT		F	Estate Engine AEK/AFT	861018	Outer Joint	22	30	53	78.5	61		I		
	1994.07- 1995.12	MT		F	Estate Engine AEK/AFT	853007	Outer Joint	22	30	53.2	78	61		I		
1.6 TD (59 kW)	1988.08- 1993.09	MT		L	F	Estate Engine RA/SB	261001	Drive Shaft	22		53.2	78		557		
	1988.08- 1993.09	MT		R	F	Estate Engine RA/SB	261002	Drive Shaft	22		53	78.5		793		
	1988.08- 1993.09	MT		F	Estate Engine RA/SB	603011	Inner Joint		33		34					
	1988.08- 1993.09	MT		F	Estate Engine RA/SB	853008	Outer Joint	22	30	53	78.5	51		I		
	1988.08- 1993.09	MT		F	Estate Engine RA/SB	861018	Outer Joint	22	30	53	78.5	61		I		
	1988.08- 1993.09	MT		L	F	Estate Engine RA/SB	253004	Drive Shaft	22		50	78.5	562			
	1988.08- 1993.09	MT		F	Estate Engine RA/SB	853007	Outer Joint	22	30	53.2	78	61		I		
	1988.08- 1993.09	MT		F	Estate Engine RA/SB	603008	Inner Joint		33		32					
1.8 (55 kW)	1990.08- 1997.05	MT/AT		L	F	Estate Engine AAM	261001	Drive Shaft	22		53.2	78		557		
	1990.08- 1997.05	MT/AT		R	F	Estate Engine AAM	261002	Drive Shaft	22		53	78.5		793		
	1990.08- 1997.05	MT/AT		F	Estate Engine AAM	603011	Inner Joint		33		34					
	1990.08- 1997.05	MT/AT		F	Estate Engine AAM	861018	Outer Joint	22	30	53	78.5	61		I		
	1990.08- 1997.05	MT/AT		F	Estate Engine AAM	853007	Outer Joint	22	30	53.2	78	61		I		
1.8 (66 kW)	1988.02- 1997.05	MT/AT		L	F	Estate Engine ABS/ADZ/RP	261001	Drive Shaft	22		53.2	78		557		
	1988.02- 1997.05	MT/AT		R	F	Estate Engine ABS/ADZ/RP	261002	Drive Shaft	22		53	78.5		793		
	1988.02- 1997.05	MT/AT		F	Estate Engine ABS/ADZ/RP	603011	Inner Joint		33		34					
	1988.02- 1997.05	MT/AT		F	Estate Engine ABS/ADZ/RP	861018	Outer Joint	22	30	53	78.5	61		I		
	1988.02- 1997.05	MT/AT		F	Estate Engine ABS/ADZ/RP	853007	Outer Joint	22	30	53.2	78	61		I		
1.8 (79 kW)	1988.04- 1990.07	MT/AT		L	F	Estate Engine PF	261001	Drive Shaft	22		53.2	78		557		
	1988.04- 1990.07	MT/AT		R	F	Estate Engine PF	261002	Drive Shaft	22		53	78.5		793		
	1988.04- 1990.07	MT/AT		F	Estate Engine PF	603011	Inner Joint		33		34					
	1988.04- 1990.07	MT/AT		F	Estate Engine PF	853007	Outer Joint	22	30	53.2	78	61		I		
1.8 (82 kW)	1988.04- 1992.07	MT/AT		L	F	Estate Engine PB	261001	Drive Shaft	22		53.2	78		557		
	1988.04- 1992.07	MT/AT		R	F	Estate Engine PB	261002	Drive Shaft	22		53	78.5		793		
	1988.04- 1992.07	MT/AT		F	Estate Engine PB	603011	Inner Joint		33		34					
	1988.04- 1992.07	MT/AT		F	Estate Engine PB	853007	Outer Joint	22	30	53.2	78	61		I		





	 YEAR	TRANSM	L/R	F/R	REMARKS	GSP Ref.	 PRODUCT	 ABS	Technical Specifications					
									A	B	C	H	L	P
VOLKSWAGEN														
PASSAT VARIANT (3A5, 35I)														
1.8 16V (100 kW)	1988.04- 1989.12		L	F	Estate Engine KR	261001	Drive Shaft		22		53.2	78	557	
	1988.04- 1989.12	MT/AT	R	F	Estate Engine KR	261002	Drive Shaft		22		53	78.5	793	
	1988.04- 1989.12	MT/AT		F	Estate Engine KR	603011	Inner Joint			33		34		
	1988.04- 1989.12	MT/AT		F	Estate Engine KR	853007	Outer Joint		22	30	53.2	78	61	I
1.8 G60 Syncro (118 kW)	1988.08- 1997.05	MT		F	All-wheel Drive Estate Engine PG	603011	Inner Joint			33		34		
	1988.08- 1997.05	MT		F	All-wheel Drive Estate Engine PG	861018	Outer Joint		22	30	53	78.5	61	I
	1988.08- 1997.05	MT		F	All-wheel Drive Estate Engine PG	853007	Outer Joint		22	30	53.2	78	61	I
	1988.08- 1997.05	MT	R		All-wheel Drive Estate Engine PG	603008	Inner Joint			33		32		
1.9 D (50 kW)	1989.05- 1993.10	MT	L	F	Estate Engine 1Y	261001	Drive Shaft		22		53.2	78	557	
	1989.05- 1993.10	MT	R	F	Estate Engine 1Y	261002	Drive Shaft		22		53	78.5	793	
	1989.05- 1993.10	MT		F	Estate Engine 1Y	603011	Inner Joint			33		34		
	1989.05- 1993.10	MT		F	Estate Engine 1Y	861018	Outer Joint		22	30	53	78.5	61	I
	1989.05- 1993.10	MT		F	Estate Engine 1Y	853007	Outer Joint		22	30	53.2	78	61	I
1.9 TD (55 kW)	1991.03- 1997.05	MT/AT	L	F	Estate Engine AAZ	261001	Drive Shaft		22		53.2	78	557	
	1991.03- 1997.05	MT/AT	R	F	Estate Engine AAZ	261002	Drive Shaft		22		53	78.5	793	
	1991.03- 1997.05	MT/AT		F	Estate Engine AAZ	603011	Inner Joint			33		34		
	1991.03- 1997.05	MT/AT		F	Estate Engine AAZ	861018	Outer Joint		22	30	53	78.5	61	I
	1991.03- 1997.05	MT/AT		F	Estate Engine AAZ	853007	Outer Joint		22	30	53.2	78	61	I
1.9 TDi (66 kW)	1993.10- 1997.05	MT	L	F	Estate Engine 1Z/AHU	261001	Drive Shaft		22		53.2	78	557	
	1993.10- 1997.05	MT	R	F	Estate Engine 1Z/AHU	261002	Drive Shaft		22		53	78.5	793	
	1993.10- 1997.05	MT		F	Estate Engine 1Z/AHU	603011	Inner Joint			33		34		
	1993.10- 1997.05	MT/AT		F	Estate Engine 1Z/AHU	861018	Outer Joint		22	30	53	78.5	61	I
	1993.10- 1997.05	MT/AT		F	Estate Engine 1Z/AHU	853007	Outer Joint		22	30	53.2	78	61	I
1.9 TDi (81 kW)	1996.03- 1997.05	MT		F	Estate Engine AFN	803036	Outer Joint		36	30	53.2	77.5	61	I
	1996.03- 1997.05	MT		F	Estate Engine AFN	603009	Inner Joint			33		34		
2.0 (79 kW)	1995.03- 1996.08	MT	L	F	Estate Engine AEP	261001	Drive Shaft		22		53.2	78	557	
	1995.03- 1996.08	MT	R	F	Estate Engine AEP	261002	Drive Shaft		22		53	78.5	793	
	1995.03- 1996.08	MT		F	Estate Engine AEP	603011	Inner Joint			33		34		
	1995.03- 1996.08	MT/AT		F	Estate Engine AEP	861018	Outer Joint		22	30	53	78.5	61	I
	1995.03- 1996.08	MT/AT		F	Estate Engine AEP	853007	Outer Joint		22	30	53.2	78	61	I
2.0 (85 kW)	1990.02- 1997.05	MT	L	F	Estate Engine 2E/ADY/AGG	261001	Drive Shaft		22		53.2	78	557	
	1990.02- 1997.05	MT	R	F	Estate Engine 2E/ADY/AGG	261002	Drive Shaft		22		53	78.5	793	
	1990.02- 1997.05	MT		F	Estate Engine 2E/ADY/AGG	603011	Inner Joint			33		34		
	1990.02- 1997.05	MT/AT		F	Estate Engine 2E/ADY/AGG	861018	Outer Joint		22	30	53	78.5	61	I
	1990.02- 1997.05	MT/AT		F	Estate Engine 2E/ADY/AGG	853007	Outer Joint		22	30	53.2	78	61	I
2.0 16V (100 kW)	1988.08- 1993.09	MT/AT	L	F	Estate Engine 9A	261001	Drive Shaft		22		53.2	78	557	
	1988.08- 1993.09	MT/AT	R	F	Estate Engine 9A	261002	Drive Shaft		22		53	78.5	793	
	1988.08- 1993.09	MT/AT		F	Estate Engine 9A	603011	Inner Joint			33		34		
	1988.08- 1993.09	MT/AT		F	Estate Engine 9A	861018	Outer Joint		22	30	53	78.5	61	I
	1988.08- 1993.09	MT/AT		F	Estate Engine 9A	853007	Outer Joint		22	30	53.2	78	61	I
2.0 16V (110 kW)	1994.01- 1997.05	MT		F	Estate Engine ABF	803036	Outer Joint		36	30	53.2	77.5	61	I
	1994.01- 1997.05	MT		F	Estate Engine ABF	603009	Inner Joint			33		34		
2.0 Syncro (85 kW)	1990.10- 1997.05	MT		F	All-wheel Drive Estate Engine 2E/ADY/AGG	603011	Inner Joint			33		34		
	1990.10- 1997.05	MT		F	All-wheel Drive Estate Engine 2E/ADY/AGG	861018	Outer Joint		22	30	53	78.5	61	I
	1990.10- 1997.05	MT/AT		F	All-wheel Drive Estate Engine 2E/ADY/AGG	853007	Outer Joint		22	30	53.2	78	61	I
	1990.10- 1997.05	MT	R		All-wheel Drive Estate Engine 2E/ADY/AGG	603008	Inner Joint			33		32		
2.8 VR6 (128 kW)	1991.06- 1997.05	MT		F	Estate Engine AAA	803036	Outer Joint		36	30	53.2	77.5	61	I
	1991.06- 1997.05	MT		F	Estate Engine AAA	603009	Inner Joint			33		34		
2.9 VR6 Syncro (135 kW)	1994.01- 1997.05	MT	R		All-wheel Drive Estate Engine ABV	603004	Inner Joint			33		32		
PASSAT VARIANT (3B5)														
1.6 (74 kW)	1997.06- 2000.11	MT		F	Estate Engine ADP/AHL/ANA/ARM	603002	Inner Joint			33		32		
	1997.06- 2000.11			F	Estate Engine ADP/AHL/ANA/ARM	650019	Inner Joint			34		59.5		
	1997.06- 2000.11	AT	L	F	Estate Engine ADP/AHL/ANA/ARM	203012	Drive Shaft	45W	33		53	30	498	
	1997.06- 2000.11	AT	R	F	Estate Engine ADP/AHL/ANA/ARM	299108	Drive Shaft	45W	33		53	30	586	
	1997.06- 2000.11	MT	L	F	Estate Engine ADP/AHL/ANA/ARM	203002	Drive Shaft	45W	33		53	30	614	
	1997.06- 2000.11	MT/AT		F	Estate Engine ADP/AHL/ANA/ARM	861012	Outer Joint	45W	33	30	53	30	62	I
	1997.06- 2000.11	MT	R	F	Estate Engine ADP/AHL/ANA/ARM	299111	Drive Shaft	45W	33		53	30	636	
1.8 (85 kW)	1997.06- 2000.11	MT/AT		F	Estate Engine AFY	803018	Outer Joint	45W	33	30	53	30	62	I
	1997.06- 2000.11	MT		F	Estate Engine AFY	603001	Inner Joint			28		32		
	1997.06- 2000.11	MT	L	F	Estate Engine AFY	203005	Drive Shaft	45W	33		53	30	614	
	1997.06- 2000.11	MT	R	F	Estate Engine AFY	203001	Drive Shaft	45W	33		53	30	634	





	 YEAR	TRANSM	L/R	F/R	REMARKS	GSP Ref.	 PRODUCT	 ABS	Technical Specifications							
									A	B	C	H	L	P		
VOLKSWAGEN PASSAT VARIANT (3B5)																
1.8 (92 kW)	1997.06- 2000.11	MT/AT		F	Estate Engine ADR/APT/ARG	803018	Outer Joint	45W	33	30	53	30	62	I		
	1997.06- 2000.11	MT		F	Estate Engine ADR/APT/ARG	603001	Inner Joint			28		32				
	1997.06- 2000.11	MT	L	F	Estate Engine ADR/APT/ARG	203005	Drive Shaft	45W	33		53	30	614			
	1997.06- 2000.11	MT	R	F	Estate Engine ADR/APT/ARG	203001	Drive Shaft	45W	33		53	30	634			
1.8 Syncro/4motion (92 kW)	1997.06- 2000.11			F	All-wheel Drive Estate Engine ADR/APT/ARG	861012	Outer Joint	45W	33	30	53	30	62	I		
1.8 T (110 kW)	1997.06- 2000.11	MT/AT		F	Estate Engine AEB/ANB/APU	803018	Outer Joint	45W	33	30	53	30	62	I		
	1997.06- 2000.11	MT		F	Estate Engine AEB/ANB/APU	603001	Inner Joint			28		32				
	1997.06- 2000.11	MT	L	F	Estate Engine AEB/ANB/APU	203005	Drive Shaft	45W	33		53	30	614			
	1997.06- 2000.11	MT	R	F	Estate Engine AEB/ANB/APU	203001	Drive Shaft	45W	33		53	30	634			
1.9 TDi (66 kW)	1997.06- 2000.11	MT/AT		F	Estate Engine AHH/AHU	803018	Outer Joint	45W	33	30	53	30	62	I		
	1997.06- 2000.11			F	Estate Engine AHH/AHU	650019	Inner Joint			34		59.5				
	1997.06- 2000.11	AT	L	F	Estate Engine AHH/AHU	203012	Drive Shaft	45W	33		53	30	498			
	1997.06- 2000.11	AT	R	F	Estate Engine AHH/AHU	299108	Drive Shaft	45W	33		53	30	586			
	1997.06- 2000.11	MT	L	F	Estate Engine AHH/AHU	261122	Drive Shaft	45W	33		53	30	602			
	1997.06- 2000.11	MT	R	F	Estate Engine AHH/AHU	203007	Drive Shaft	45W	33		53	30	622			
1.9 TDi (74 kW)	2000.02- 2000.11	MT/AT		F	Estate Engine AVB	803021	Outer Joint	45W	33	27	53	30	63	I		
1.9 TDi (81 kW)	1997.06- 2000.11	MT/AT		F	Estate Engine AFN/AVG	803019	Outer Joint	45W	38	27	59.5	34.5	63	I		
	1997.06- 2000.11			F	Estate Engine AFN/AVG	650019	Inner Joint			34		59.5				
	1997.06- 2000.11	MT	R	F	Estate Engine AFN/AVG	261019	Drive Shaft	45W	38		59.5	34.5	624			
	1997.06- 2000.11	MT	L	F	Estate Engine AFN/AVG	203008	Drive Shaft	45W	38		59.5	34.5	603			
1.9 TDi (85 kW)	1998.08- 2000.11	MT/AT		F	Estate Engine AJM/ATJ	803021	Outer Joint	45W	33	27	53	30	63	I		
	1998.08- 2000.11	MT/AT		F	Estate Engine AJM/ATJ	803019	Outer Joint	45W	38	27	59.5	34.5	63	I		
	1998.08- 2000.11			F	Estate Engine AJM/ATJ	650019	Inner Joint			34		59.5				
	1998.08- 2000.11	MT	R	F	Estate Engine AJM/ATJ	261019	Drive Shaft	45W	38		59.5	34.5	624			
	1998.08- 2000.11	MT	L	F	Estate Engine AJM/ATJ	203008	Drive Shaft	45W	38		59.5	34.5	603			
1.9 TDi 4motion (85 kW)	1999.08- 2000.11	6MT		F	All-wheel Drive Estate Engine ATJ	803019	Outer Joint	45W	38	27	59.5	34.5	63	I		
	1999.08- 2000.11	6MT		F	All-wheel Drive Estate Engine ATJ	861012	Outer Joint	45W	33	30	53	30	62	I		
	1999.08- 2000.11	6MT			All-wheel Drive Estate Engine ATJ	661030	Inner Joint			30		32				
1.9 TDi Syncro/4motion (81 kW)	1997.06- 2000.11			F	All-wheel Drive Estate Engine AFN/AVG	861012	Outer Joint	45W	33	30	53	30	62	I		
	1997.06- 2000.11	MT	L	F	All-wheel Drive Estate Engine AFN/AVG	261122	Drive Shaft	45W	33		53	30	602			
	1997.06- 2000.11	MT	R	F	All-wheel Drive Estate Engine AFN/AVG	203007	Drive Shaft	45W	33		53	30	622			
2.3 VR5 (110 kW)	1997.06- 2000.11	MT		F	Estate Engine AGZ	803018	Outer Joint	45W	33	30	53	30	62	I		
	1997.06- 2000.11	AT		F	Estate Engine AGZ	803020	Outer Joint	45W	38	30	59.5	34	59.5	I		
	1997.06- 2000.11	MT	L	F	Estate Engine AGZ	261122	Drive Shaft	45W	33		53	30	602			
	1997.06- 2000.11	MT	R	F	Estate Engine AGZ	203007	Drive Shaft	45W	33		53	30	622			
2.3 VR5 Syncro/4motion (110 kW)	1997.10- 2000.11			F	All-wheel Drive Estate Engine AGZ	861012	Outer Joint	45W	33	30	53	30	62	I		
2.5 TDi (110 kW)	1998.07- 2000.11	MT		F	Estate Engine AFB/AKN	803019	Outer Joint	45W	38	27	59.5	34.5	63	I		
	1998.07- 2000.11	MT	R	F	Estate Engine AFB/AKN	261019	Drive Shaft	45W	38		59.5	34.5	624			
	1998.07- 2000.11	MT	L	F	Estate Engine AFB/AKN	203008	Drive Shaft	45W	38		59.5	34.5	603			
2.5 TDi Syncro/4motion (110 kW)	1998.12- 2000.11	MT		F	All-wheel Drive Estate Engine AFB/AKN	803019	Outer Joint	45W	38	27	59.5	34.5	63	I		
	1998.12- 2000.11	MT	R	F	All-wheel Drive Estate Engine AFB/AKN	261019	Drive Shaft	45W	38		59.5	34.5	624			
	1998.12- 2000.11	MT	L	F	All-wheel Drive Estate Engine AFB/AKN	203008	Drive Shaft	45W	38		59.5	34.5	603			
2.8 V6 (132 kW)	1997.09- 1999.09	MT/AT		F	Estate Engine AGE	803019	Outer Joint	45W	38	27	59.5	34.5	63	I		
2.8 V6 (140 kW)	1999.09- 2000.11			F	Estate Engine ATX/BBG	803019	Outer Joint	45W	38	27	59.5	34.5	63	I		
	1999.09- 2000.11	MT	R	F	Estate Engine ATX/BBG	261019	Drive Shaft	45W	38		59.5	34.5	624			
	1999.09- 2000.11	MT	L	F	Estate Engine ATX/BBG	203008	Drive Shaft	45W	38		59.5	34.5	603			
2.8 V6 (142 kW)	1997.06- 2000.11	MT/AT		F	Estate Engine AHA/APR/ACK	803019	Outer Joint	45W	38	27	59.5	34.5	63	I		
	1997.06- 2000.11	MT	R	F	Estate Engine AHA/APR/ACK	261019	Drive Shaft	45W	38		59.5	34.5	624			
	1997.06- 2000.11	MT	L	F	Estate Engine AHA/APR/ACK	203008	Drive Shaft	45W	38		59.5	34.5	603			
2.8 V6 Syncro/4motion (142 kW)	1997.06- 2000.11	MT		F	All-wheel Drive Estate Engine ACK/AHA/ALG/APR/AQD	803019	Outer Joint	45W	38	27	59.5	34.5	63	I		
	1997.06- 2000.11	MT&AT		F	All-wheel Drive Estate Engine ACK/AHA/ALG/APR/AQD	803020	Outer Joint	45W	38	30	59.5	34	59.5	I		
	1997.06- 2000.11		R	F	All-wheel Drive Estate Engine ACK/AHA/ALG/APR/AQD	261019	Drive Shaft	45W	38		59.5	34.5	624			
	1997.06- 2000.11	MT	L	F	All-wheel Drive Estate Engine ACK/AHA/ALG/APR/AQD	203008	Drive Shaft	45W	38		59.5	34.5	603			
PASSAT VARIANT (3B6)																
1.6 (75 kW)	2000.11- 2005.05	MT		F	Estate Engine ALZ	603002	Inner Joint			33		32				
	2000.11- 2005.05		L	F	Estate Engine ALZ	203002	Drive Shaft	45W	33		53	30	614			
	2000.11- 2005.05	MT		F	Estate Engine ALZ	861012	Outer Joint	45W	33	30	53	30	62	I		
	2000.11- 2005.05		R	F	Estate Engine ALZ	299111	Drive Shaft	45W	33		53	30	636			
1.8 T 20V (110 kW)	2000.11- 2005.05	AT		F	Estate Engine AWT	803019	Outer Joint	45W	38	27	59.5	34.5	63	I		
	2000.11- 2005.05	MT		F	Estate Engine AWT	603001	Inner Joint			28		32				
	2000.11- 2005.05	MT	L	F	Estate Engine AWT	203005	Drive Shaft	45W	33		53	30	614			
	2000.11- 2005.05	MT		F	Estate Engine AWT	861012	Outer Joint	45W	33	30	53	30	62	I		





	 YEAR	TRANSM	L/R	F/R	REMARKS	GSP Ref.	 PRODUCT	 ABS	Technical Specifications											
									A	B	C	H	L	P						
VOLKSWAGEN PASSAT VARIANT (3B6)																				
1.8 T 20V (110 kW)	2000.11- 2005.05	MT	L	F	Estate Engine AWT	261122	Drive Shaft	45W	33		53	30	602							
	2000.11- 2005.05	MT	R	F	Estate Engine AWT	203001	Drive Shaft	45W	33		53	30	634							
	2000.11- 2005.05	MT	R	F	Estate Engine AWT	203007	Drive Shaft	45W	33		53	30	622							
1.9 TDi (74 kW)	2000.11- 2005.05	MT	F	F	Estate Engine AVB	803021	Outer Joint	45W	33	27	53	30	63	I						
	2000.11- 2005.05	AT		F	Estate Engine AVB	803019	Outer Joint	45W	38	27	59.5	34.5	63	I						
1.9 TDi (96 kW)	2000.11- 2005.05			F	Estate Engine AVF/AWX	803019	Outer Joint	45W	38	27	59.5	34.5	63	I						
	2000.11- 2005.05		R	F	Estate Engine AVF/AWX	261019	Drive Shaft	45W	38		59.5	34.5	624							
	2000.11- 2005.05		L	F	Estate Engine AVF/AWX	203008	Drive Shaft	45W	38		59.5	34.5	603							
1.9 TDi 4motion (96 kW)	2000.11- 2005.05			F	All-wheel Drive Estate Engine AVF	803019	Outer Joint	45W	38	27	59.5	34.5	63	I						
2.0 (85 kW)	2000.11- 2005.05	MT		F	Estate Engine AZM	803018	Outer Joint	45W	33	30	53	30	62	I						
	2000.11- 2005.05	MT		F	Estate Engine AZM	603001	Inner Joint			28		32								
	2000.11- 2005.05	AT	L	F	Estate Engine AZM	203012	Drive Shaft	45W	33		53	30	498							
	2000.11- 2005.05	AT	R	F	Estate Engine AZM	299108	Drive Shaft	45W	33		53	30	586							
	2000.11- 2005.05	MT	L	F	Estate Engine AZM	203005	Drive Shaft	45W	33		53	30	614							
	2000.11- 2005.05	AT		F	Estate Engine AZM	861012	Outer Joint	45W	33	30	53	30	62	I						
	2000.11- 2005.05	MT	R	F	Estate Engine AZM	203001	Drive Shaft	45W	33		53	30	634							
2.0 (96 kW)	2001.11- 2005.05	MT		F	Estate Engine ALT	603002	Inner Joint			33		32								
	2001.11- 2005.05	MT		F	Estate Engine ALT	861012	Outer Joint	45W	33	30	53	30	62	I						
	2001.11- 2005.05	MT	L	F	Estate Engine ALT	261122	Drive Shaft	45W	33		53	30	602							
	2001.11- 2005.05	MT	R	F	Estate Engine ALT	203007	Drive Shaft	45W	33		53	30	622							
2.0 4motion (85 kW)	2000.11- 2005.05	MT		F	All-wheel Drive Estate Engine AZM	861012	Outer Joint	45W	33	30	53	30	62	I						
2.0 TDi (100 kW)	2003.12- 2005.05			F	Estate Engine BGW	803019	Outer Joint	45W	38	27	59.5	34.5	63	I						
2.3 VR5 (125 kW)	2000.11- 2005.05	MT/AT		F	Estate Engine AZX	803019	Outer Joint	45W	38	27	59.5	34.5	63	I						
	2000.11- 2005.05	MT	R	F	Estate Engine AZX	261019	Drive Shaft	45W	38		59.5	34.5	624							
	2000.11- 2005.05	MT	L	F	Estate Engine AZX	203008	Drive Shaft	45W	38		59.5	34.5	603							
2.3 VR5 4motion (125 kW)	2000.11- 2005.05	MT		F	All-wheel Drive Estate Engine AZX	803019	Outer Joint	45W	38	27	59.5	34.5	63	I						
2.5 TDi (110 kW)	2000.11- 2005.05	MT&AT		F	Estate Engine AFB/AKN	803019	Outer Joint	45W	38	27	59.5	34.5	63	I						
	2000.11- 2005.05	MT	R	F	Estate Engine AFB/AKN	261019	Drive Shaft	45W	38		59.5	34.5	624							
	2000.11- 2005.05	MT	L	F	Estate Engine AFB/AKN	203008	Drive Shaft	45W	38		59.5	34.5	603							
2.5 TDi (120 kW)	2003.05- 2005.05	MT		F	Estate Engine BDG	803019	Outer Joint	45W	38	27	59.5	34.5	63	I						
	2003.05- 2005.05	MT	R	F	Estate Engine BDG	261019	Drive Shaft	45W	38		59.5	34.5	624							
	2003.05- 2005.05	MT	L	F	Estate Engine BDG	203008	Drive Shaft	45W	38		59.5	34.5	603							
2.5 TDi 4motion (110 kW)	2000.11- 2005.05	MT		F	All-wheel Drive Estate Engine AFB/AKN	803019	Outer Joint	45W	38	27	59.5	34.5	63	I						
	2000.11- 2005.05	AT		F	All-wheel Drive Estate Engine AFB/AKN	803020	Outer Joint	45W	38	30	59.5	34	59.5	I						
	2000.11- 2005.05	MT	R	F	All-wheel Drive Estate Engine AFB/AKN	261019	Drive Shaft	45W	38		59.5	34.5	624							
	2000.11- 2005.05	MT	L	F	All-wheel Drive Estate Engine AFB/AKN	203008	Drive Shaft	45W	38		59.5	34.5	603							
2.5 TDi 4motion (132 kW)	2003.01- 2005.05	AT		F	All-wheel Drive Estate Engine BAU/BDH	803019	Outer Joint	45W	38	27	59.5	34.5	63	I						
	2003.01- 2005.05	MT	R	F	All-wheel Drive Estate Engine BAU/BDH	261019	Drive Shaft	45W	38		59.5	34.5	624							
	2003.01- 2005.05	MT	L	F	All-wheel Drive Estate Engine BAU/BDH	203008	Drive Shaft	45W	38		59.5	34.5	603							
2.8 4motion (142 kW)	2000.11- 2005.05	MT		F	All-wheel Drive Estate Engine AMX/ATQ	803019	Outer Joint	45W	38	27	59.5	34.5	63	I						
4.0 W8 4motion (202 kW)	2001.09- 2004.09	AT		F	All-wheel Drive Estate Engine BDN/BDP	803019	Outer Joint	45W	38	27	59.5	34.5	63	I						
PASSAT VARIANT (3C5)																				
1.4 TSi (90 kW)	2007.05- 2010.11	MT		F	Estate Engine CAXA	603011	Inner Joint			33		34								
	2007.05- 2010.11	Semi-AT		F	Estate Engine CAXA	803002	Outer Joint		36	27	59.5	40	66	I						
1.4 TSi EcoFuel (110 kW)	2009.01- 2010.11	MT		F	Estate Engine CDGA	653002	Inner Joint			33		34								
1.6 (75 kW)	2005.08- 2010.11	6AT		F	Estate Engine BSE/BSF	661011	Inner Joint		26	32	31	68.5	85							
	2005.08- 2010.11			F	Estate Engine BSE/BSF	603011	Inner Joint			33		34								
	2005.08- 2010.11		R	F	Estate Engine BSE/BSF	261113	Drive Shaft		36		59.5	40	814							
	2005.08- 2010.11	6AT	L	F	Estate Engine BSE/BSF	261093	Drive Shaft		36	26	59.5	40.5	587.5							
	2005.08- 2010.11	6AT	R	F	Estate Engine BSE/BSF	261094	Drive Shaft		36	26	59.5	40.5	884							
	2005.08- 2010.11	MT		F	Estate Engine BSE/BSF	653002	Inner Joint			33		34								
1.6 FSi (85 kW)	2005.08- 2008.06			F	Estate Engine BLF	803037	Outer Joint		36	30	59.5	40.5	55	I						
	2005.08- 2008.06	MT		F	Estate Engine BLF	653002	Inner Joint			33		34								
1.8 TSi (118 kW)	2007.05- 2011.10	MT		F	Estate Engine BZB/CDA	803002	Outer Joint		36	27	59.5	40	66	I						
1.9 TDi (77 kW)	2005.08- 2008.11			F	Estate Engine BKC/BLS/BXE	803037	Outer Joint		36	30	59.5	40.5	55	I						
	2005.08- 2008.11			F	Estate Engine BKC/BLS/BXE	603011	Inner Joint			33		34								
	2005.08- 2008.11	AT	L	F	Estate Engine BKC/BLS/BXE	254013	Drive Shaft		36		59.5	40	479.5							
	2005.08- 2008.11		R	F	Estate Engine BKC/BLS/BXE	261042	Drive Shaft		36		59.5	40.5	814							
	2005.08- 2008.11	AT	R	F	Estate Engine BKC/BLS/BXE	254011	Drive Shaft		36		59.5	40	755							
	2005.08- 2008.11	MT		F	Estate Engine BKC/BLS/BXE	653002	Inner Joint			33		34								
2.0 BlueTDi (105 kW)	2009.01-	MT	R	F	Estate Engine CBAC	203313	Drive Shaft		36		59.5	40	792							
	2009.01-	AT	L	F	Estate Engine CBAC	254013	Drive Shaft		36		59.5	40	479.5							





	 YEAR	TRANSM	L/R	F/R	REMARKS	GSP Ref.	 PRODUCT	 ABS	Technical Specifications									
									A	B	C	H	L	P				
VOLKSWAGEN PASSAT VARIANT (3C5)																		
2.0 BlueTDi (105 kW)	2009.01-			F	Estate Engine CBAC	803002	Outer Joint		36	27	59.5	40	66	I				
	2009.01-	AT	R	F	Estate Engine CBAC	254011	Drive Shaft		36		59.5	40	755					
	2009.01-	MT	L	F	Estate Engine CBAC	203295	Drive Shaft		36		59.5	40	491					
2.0 FSi (110 kW)	2005.08- 2010.11			F	Estate Engine BLR/BLY/BVY/BVZ	803037	Outer Joint		36	30	59.5	40.5	55	I				
	2005.08- 2010.11	6AT		F	Estate Engine BLR/BLY/BVY/BVZ	661011	Inner Joint		26	32	31	68.5	85					
	2005.08- 2010.11	MT		F	Estate Engine BLR/BLY/BVY/BVZ	603011	Inner Joint			33		34						
	2005.08- 2010.11	6AT	L	F	Estate Engine BLR/BLY/BVY/BVZ	261093	Drive Shaft		36	26	59.5	40.5	587.5					
	2005.08- 2010.11	6AT	R	F	Estate Engine BLR/BLY/BVY/BVZ	261094	Drive Shaft		36	26	59.5	40.5	884					
2.0 FSi (147 kW)	2005.08- 2010.11	6MT		F	Estate Engine AXJ/BPY/BWA/CAWB/CBFA/CCTA/CCZA	803002	Outer Joint		36	27	59.5	40	66	I				
	2005.08- 2010.11	MT	L	F	Estate Engine AXJ/BPY/BWA/CAWB/CBFA/CCTA/CCZA	203295	Drive Shaft		36		59.5	40	491					
2.0 FSi 4motion (110 kW)	2005.09- 2010.11				All-wheel Drive Estate Engine BLX/BLY/BVX	803037	Outer Joint		36	30	59.5	40.5	55	I				
	2005.09- 2010.11	6AT			All-wheel Drive Estate Engine BLX/BLY/BVX	661011	Inner Joint		26	32	31	68.5	85					
	2005.09- 2010.11			F/R	All-wheel Drive Estate Engine BLX/BLY/BVX	603011	Inner Joint			33		34						
	2005.09- 2010.11		L		All-wheel Drive Estate Engine BLX/BLY/BVX	203294	Drive Shaft		36		59.5	38	519					
	2005.09- 2010.11	6AT	L	F	All-wheel Drive Estate Engine BLX/BLY/BVX	261093	Drive Shaft		36	26	59.5	40.5	587.5					
	2005.09- 2010.11	6AT	R	F	All-wheel Drive Estate Engine BLX/BLY/BVX	261094	Drive Shaft		36	26	59.5	40.5	884					
2.0 TDi (100 kW)	2005.08- 2010.11	6MT		R	All-wheel Drive Estate Engine BLX/BLY/BVX	653002	Inner Joint			33		34						
	2005.08- 2010.11	MT	R	F	Estate Engine BMA/CBAA	203313	Drive Shaft		36		59.5	40	792					
	2005.08- 2010.11	MT	L	F	Estate Engine BMA/CBAA	203265	Drive Shaft		36		59.5	40	487					
	2005.08- 2010.11	AT	L	F	Estate Engine BMA/CBAA	254013	Drive Shaft		36		59.5	40	479.5					
	2005.08- 2010.11	6MT/6AT		F	Estate Engine BMA/CBAA	803002	Outer Joint		36	27	59.5	40	66	I				
	2005.08- 2010.11	6AT		F	Estate Engine BMA/CBAA	654004	Inner Joint			34		85						
	2005.08- 2010.11	AT	R	F	Estate Engine BMA/CBAA	254011	Drive Shaft		36		59.5	40	755					
	2005.08- 2010.11	MT	L	F	Estate Engine BMA/CBAA	203295	Drive Shaft		36		59.5	40	491					
2.0 TDi (103 kW)	2005.08-	MT	R	F	Estate Engine BMP	203313	Drive Shaft		36		59.5	40	792					
	2005.08-	MT	L	F	Estate Engine BMP	203265	Drive Shaft		36		59.5	40	487					
	2005.08-	AT	L	F	Estate Engine BMP	254013	Drive Shaft		36		59.5	40	479.5					
	2005.08-	6MT/6AT		F	Estate Engine BMP	803002	Outer Joint		36	27	59.5	40	66	I				
	2005.08-	6AT		F	Estate Engine BMP	654004	Inner Joint			34		85						
	2005.08-	AT	R	F	Estate Engine BMP	254011	Drive Shaft		36		59.5	40	755					
	2005.08-	MT	L	F	Estate Engine BMP	203295	Drive Shaft		36		59.5	40	491					
2.0 TDi (125 kW)	2005.08-	6MT/6AT		F	Estate Engine BMR/CBBB	861045	Outer Joint		36	27	59.5	40	65	M				
	2008.11- 2010.11			F	Estate Engine CBDC	603011	Inner Joint			33		34						
2.0 TDi (81 kW)	2008.11- 2010.11			F	Estate Engine CBDC	803002	Outer Joint		36	27	59.5	40	66	I				
	2008.11- 2010.11	MT		F	Estate Engine CBDC	653002	Inner Joint			33		34						
	2008.11- 2010.11	MT		F	Estate Engine CBDC	653002	Inner Joint			33		34						
2.0 TDi (88 kW)	2005.11- 2007.05	MT	R	F	Estate Engine BWV	203313	Drive Shaft		36		59.5	40	792					
	2005.11- 2007.05	AT	L	F	Estate Engine BWV	254013	Drive Shaft		36		59.5	40	479.5					
	2005.11- 2007.05	AT	R	F	Estate Engine BWV	254011	Drive Shaft		36		59.5	40	755					
	2005.11- 2007.05	MT	L	F	Estate Engine BWV	203295	Drive Shaft		36		59.5	40	491					
2.0 TDi (90 kW)	2005.08- 2006.02	MT	R	F	Estate Engine BVE	203313	Drive Shaft		36		59.5	40	792					
	2005.08- 2006.02	AT	L	F	Estate Engine BVE	254013	Drive Shaft		36		59.5	40	479.5					
	2005.08- 2006.02	6MT/6AT		F	Estate Engine BVE	803002	Outer Joint		36	27	59.5	40	66	I				
	2005.08- 2006.02	6AT		F	Estate Engine BVE	654004	Inner Joint			34		85						
	2005.08- 2006.02	AT	R	F	Estate Engine BVE	254011	Drive Shaft		36		59.5	40	755					
	2005.08- 2006.02	MT	L	F	Estate Engine BVE	203295	Drive Shaft		36		59.5	40	491					
2.0 TDi 16V (103 kW)	2005.08-	MT	R	F	Estate Engine BKP/CBAB	203313	Drive Shaft		36		59.5	40	792					
	2005.08-	MT	L	F	Estate Engine BKP/CBAB	203265	Drive Shaft		36		59.5	40	487					
	2005.08-	AT	L	F	Estate Engine BKP/CBAB	254013	Drive Shaft		36		59.5	40	479.5					
	2005.08-	6MT/6AT		F	Estate Engine BKP/CBAB	803002	Outer Joint		36	27	59.5	40	66	I				
	2005.08-	6AT		F	Estate Engine BKP/CBAB	654004	Inner Joint			34		85						
	2005.08-	AT	R	F	Estate Engine BKP/CBAB	254011	Drive Shaft		36		59.5	40	755					
	2005.08-	MT	L	F	Estate Engine BKP/CBAB	203295	Drive Shaft		36		59.5	40	491					
2.0 TDi 16V 4motion (103 kW)	2005.08-			R	All-wheel Drive Estate Engine BKP/CBAB	603011	Inner Joint			33		34						
	2005.08-			R	All-wheel Drive Estate Engine BKP/CBAB	203266	Drive Shaft		36		59.5	40	601					
	2005.08-	6MT/6AT		F	All-wheel Drive Estate Engine BKP/CBAB	803002	Outer Joint		36	27	59.5	40	66	I				
	2005.08-	6AT		F	All-wheel Drive Estate Engine BKP/CBAB	654004	Inner Joint			34		85						
	2005.08-	MT	R	F	All-wheel Drive Estate Engine BKP/CBAB	653002	Inner Joint			33		34						
	2005.08-	MT	L	F	All-wheel Drive Estate Engine BKP/CBAB	203295	Drive Shaft		36		59.5	40	491					
2.0 TDi 4motion (103 kW)	2005.08-			R	All-wheel Drive Estate Engine BMP	603011	Inner Joint			33		34						
	2005.08-	MT	R		All-wheel Drive Estate Engine BMP	203266	Drive Shaft		36		59.5	40	601					
	2005.08-	6MT/6AT		F	All-wheel Drive Estate Engine BMP	803002	Outer Joint		36	27	59.5	40	66	I				
	2005.08-	6AT		F	All-wheel Drive Estate Engine BMP	654004	Inner Joint			34		85						





	 YEAR	TRANSM	L/R	F/R	REMARKS	GSP Ref.	 PRODUCT	 ABS	Technical Specifications					
									A	B	C	H	L	P
VOLKSWAGEN														
PASSAT VARIANT (3C5)														
2.0 TDi 4motion (103 kW)	2005.08-	MT		R	All-wheel Drive Estate Engine BMP	653002	Inner Joint		33		34			
	2005.08-		L		All-wheel Drive Estate Engine BMP	203295	Drive Shaft	36		59.5	40	491		
2.0 TDi 4motion (125 kW)	2009.05-		L		All-wheel Drive Estate Engine CBBB	254013	Drive Shaft	36		59.5	40	479.5		
	2009.05-	MT		R	All-wheel Drive Estate Engine CBBB	653002	Inner Joint		33		34			
3.2 FSi 4motion (184 kW)	2005.11- 2007.11			R	All-wheel Drive Estate Engine AXZ	603011	Inner Joint		33		34			
	2005.11- 2007.11	MT	R		All-wheel Drive Estate Engine AXZ	203266	Drive Shaft	36		59.5	40	601		
	2005.11- 2007.11		L		All-wheel Drive Estate Engine AXZ	254013	Drive Shaft	36		59.5	40	479.5		
	2005.11- 2007.11	6AT		F	All-wheel Drive Estate Engine AXZ	803002	Outer Joint	36	27	59.5	40	66	I	
	2005.11- 2007.11	MT		R	All-wheel Drive Estate Engine AXZ	653002	Inner Joint		33		34			
	2005.11- 2007.11		L		All-wheel Drive Estate Engine AXZ	203295	Drive Shaft	36		59.5	40	491		
3.6 R36 4motion (220 kW)	2007.04- 2010.11			R	All-wheel Drive Estate Engine BWS	603011	Inner Joint		33		34			
	2007.04- 2010.11	MT			All-wheel Drive Estate Engine BWS	653002	Inner Joint		33		34			
POINTER														
1.8	1993.01- 1996.12	MT				818100	Outer Joint	25	30	56.5	89	56.5	I	
	1993.01- 1996.12	MT				618018	Inner Joint		33		32			
2.0	1993.01- 1996.12	MT				818100	Outer Joint	25	30	56.5	89	56.5	I	
	1993.01- 1996.12	MT				618018	Inner Joint		33		32			
POLO														
1.4		AT	L			261022	Drive Shaft	36		52	75	513		
		AT	R			261023	Drive Shaft	36		52	75	747		
1.6		AT	L			261024	Drive Shaft	36		52	75	517.5		
		AT	R			261025	Drive Shaft	36		52	75	773.5		
1.6 8V (EA111)	2003.01- 2011.06	MT				861037	Outer Joint	22	30	51	78	61	I	
1.6/2.0 8V	2003.01- 2011.12					854003	Outer Joint	36	30	52	75	56	I	
2.0 8V	2003.01- 2011.06	MT				861037	Outer Joint	22	30	51	78	61	I	
POLO (6KV2)														
1.4 (44 kW)	1995.12- 2001.09	MT	L	F	Saloon Engine AEX/AKK/AKV/ANW/APQ/AUD	253004	Drive Shaft	22		50	78.5	562		
	1995.12- 2001.09	MT		F	Saloon Engine AEX/AKK/AKV/ANW/APQ/AUD	853008	Outer Joint	22	30	53	78.5	51	I	
	1995.12- 2001.09	MT		F	Saloon Engine AEX/AKK/AKV/ANW/APQ/AUD	653001	Inner Joint		33		32			
1.4 16V (55 kW)	1999.10- 2001.09		L	F	Saloon Engine APE/AUA	253004	Drive Shaft	22		50	78.5	562		
	1999.10- 2001.09			F	Saloon Engine APE/AUA	853008	Outer Joint	22	30	53	78.5	51	I	
1.6 (55 kW)	1995.11- 1997.09	MT	R	F	Saloon Engine 1F	253002	Drive Shaft	22		53.2	78	769		
	1995.11- 2001.09	MT	R	F	Saloon Engine AEE/ALM	253002	Drive Shaft	22		53.2	78	769		
	1995.11- 2001.09	MT		F	Saloon Engine AEE/ALM	603011	Inner Joint		33		34			
	1995.11- 1997.09	MT		F	Saloon Engine 1F	853007	Outer Joint	22	30	53.2	78	61	I	
	1995.11- 2001.09	MT		F	Saloon Engine AEE/ALM	853007	Outer Joint	22	30	53.2	78	61	I	
1.6 (74 kW)	1995.12- 2001.09	MT	R	F	Saloon Engine AEH/AFT/AKL/APF/AUR	253002	Drive Shaft	22		53.2	78	769		
	1995.12- 2001.09	MT		F	Saloon Engine AEH/AFT/AKL/APF/AUR	603011	Inner Joint		33		34			
	1995.12- 2001.09	MT	L	F	Saloon Engine AEH/AFT/AKL/APF/AUR	253003	Drive Shaft	22		53	78.5	539.5		
	1995.12- 2001.09	MT	R	F	Saloon Engine AEH/AFT/AKL/APF/AUR	253005	Drive Shaft	22		53	78.5	760		
	1995.12- 2001.09			F	Saloon Engine AEH/AFT/AKL/APF/AUR	853007	Outer Joint	22	30	53.2	78	61	I	
	1995.12- 2001.09	MT		F	Saloon Engine AEH/AFT/AKL/APF/AUR	603008	Inner Joint		33		32			
1.9 SDI (47 kW)	1995.12- 1999.08	MT		F	Saloon Engine AEY	853008	Outer Joint	22	30	53	78.5	51	I	
	1995.12- 1999.08	MT	L	F	Saloon Engine AEY	253003	Drive Shaft	22		53	78.5	539.5		
	1995.12- 1999.08	MT	R	F	Saloon Engine AEY	253005	Drive Shaft	22		53	78.5	760		
	1995.12- 1999.08	MT		F	Saloon Engine AEY	603008	Inner Joint		33		32			
1.9 SDI (50 kW)	1999.08- 2002.01			F	Saloon Engine AGP/AQM	853008	Outer Joint	22	30	53	78.5	51	I	
	1999.08- 2002.01	MT		F	Saloon Engine AGP/AQM	603008	Inner Joint		33		32			
1.9 TDi (66 kW)	1996.09- 2001.09	MT	R	F	Saloon Engine AGR/AHU/ALE/ALH	253002	Drive Shaft	22		53.2	78	769		
	1996.09- 2001.09	MT		F	Saloon Engine AGR/AHU/ALE/ALH	603011	Inner Joint		33		34			
	1996.09- 2001.09	MT		F	Saloon Engine AGR/AHU/ALE/ALH	853007	Outer Joint	22	30	53.2	78	61	I	
1.9 TDi (81 kW)	1998.06- 2002.01			F	Saloon Engine AFN/ASV	603011	Inner Joint		33		34			
	1998.06- 2002.01	MT		F	Saloon Engine AFN/ASV	853007	Outer Joint	22	30	53.2	78	61	I	
57 1.7 SDI (42 kW)	1997.07- 2001.09			F	Saloon Engine AKW	853008	Outer Joint	22	30	53	78.5	51	I	
	1997.07- 2001.09		L	F	Saloon Engine AKW	253003	Drive Shaft	22		53	78.5	539.5		
	1997.07- 2001.09		R	F	Saloon Engine AKW	253005	Drive Shaft	22		53	78.5	760		
POLO (6N1)														
1.0 (33 kW)	1994.10- 1996.09	MT		F	Hatchback Engine AEV	853005	Outer Joint	22	30	53	78.5	51	I	
	1994.10- 1996.09	MT		F	Hatchback Engine AEV	653001	Inner Joint		33		32			
	1994.10- 1996.09	MT	L	F	Hatchback Engine AEV	261007	Drive Shaft	22		53	78.5	517		
	1994.10- 1996.09	MT	R	F	Hatchback Engine AEV	261010	Drive Shaft	22		53	78.5	740		





	 YEAR	TRANSM	L/R	F/R	REMARKS	GSP Ref.	 PRODUCT	 ABS	Technical Specifications							
									A	B	C	H	L	P		
VOLKSWAGEN POLO (6N1)																
1.0 (37 kW)	1996.09- 1999.10	MT		F	Hatchback Engine AER/ALL	853005	Outer Joint		22	30	53	78.5	51	I		
	1996.09- 1999.10	MT		F	Hatchback Engine AER/ALL	653001	Inner Joint				33		32			
	1996.09- 1999.10	MT	L	F	Hatchback Engine AER/ALL	261007	Drive Shaft		22		53	78.5	517			
	1996.09- 1999.10	MT	R	F	Hatchback Engine AER/ALL	261010	Drive Shaft		22		53	78.5	740			
1.3 (40 kW)	1994.10- 1995.07	MT		F	Hatchback Engine ADX	853005	Outer Joint		22	30	53	78.5	51	I		
	1994.10- 1995.07	MT		F	Hatchback Engine ADX	653001	Inner Joint				33		32			
	1994.10- 1995.07	MT	L	F	Hatchback Engine ADX	261007	Drive Shaft		22		53	78.5	517			
	1994.10- 1995.07	MT	R	F	Hatchback Engine ADX	261010	Drive Shaft		22		53	78.5	740			
1.4 (40 kW)	1995.08- 1999.10	MT		F	Hatchback Engine AEX	853005	Outer Joint		22	30	53	78.5	51	I		
	1995.08- 1999.10	MT		F	Hatchback Engine AEX	653001	Inner Joint				33		32			
	1995.08- 1999.10	MT	L	F	Hatchback Engine AEX	261007	Drive Shaft		22		53	78.5	517			
	1995.08- 1999.10	MT	R	F	Hatchback Engine AEX	261010	Drive Shaft		22		53	78.5	740			
1.4 (44 kW)	1995.07- 1999.10	MT/AT		F	Hatchback Engine AEX/AKV/APQ	853005	Outer Joint		22	30	53	78.5	51	I		
	1995.07- 1999.10	MT/AT		F	Hatchback Engine AEX/AKV/APQ	653001	Inner Joint				33		32			
	1995.07- 1999.10	MT	L	F	Hatchback Engine AEX/AKV/APQ	261007	Drive Shaft		22		53	78.5	517			
	1995.07- 1999.10	MT	R	F	Hatchback Engine AEX/AKV/APQ	261010	Drive Shaft		22		53	78.5	740			
1.4 16V (74 kW)	1996.04- 1999.10	MT		F	Hatchback Engine AFH	853005	Outer Joint		22	30	53	78.5	51	I		
	1996.04- 1999.10	MT		F	Hatchback Engine AFH	653001	Inner Joint				33		32			
	1996.04- 1999.10		L	F	Hatchback Engine AFH	261007	Drive Shaft		22		53	78.5	517			
	1996.04- 1999.10		R	F	Hatchback Engine AFH	261010	Drive Shaft		22		53	78.5	740			
1.6 (55 kW)	1994.10- 1999.10	MT		F	Hatchback Engine AEA/AEE	853005	Outer Joint		22	30	53	78.5	51	I		
	1994.10- 1999.10	MT		F	Hatchback Engine AEA/AEE	653001	Inner Joint				33		32			
	1994.10- 1999.10	MT	L	F	Hatchback Engine AEA/AEE	261007	Drive Shaft		22		53	78.5	517			
	1994.10- 1999.10	MT	R	F	Hatchback Engine AEA/AEE	261010	Drive Shaft		22		53	78.5	740			
1.6 16V GTi (88 kW)	1998.09- 1999.10			F	Hatchback Engine AJV	653001	Inner Joint				33		32			
	1998.09- 1999.10			F	Hatchback Engine AJV	861007	Outer Joint		22	30	53	78.5	60	I		
1.7 SDi (42 kW)	1997.04- 1999.10			F	Hatchback Engine AHG	853005	Outer Joint		22	30	53	78.5	51	I		
	1997.04- 1999.10	MT	L	F	Hatchback Engine AHG	261007	Drive Shaft		22		53	78.5	517			
	1997.04- 1999.10	MT	R	F	Hatchback Engine AHG	261010	Drive Shaft		22		53	78.5	740			
1.7 SDi (44 kW)	1997.08- 1999.10	MT/AT		F	Hatchback Engine AKU	853005	Outer Joint		22	30	53	78.5	51	I		
	1997.08- 1999.10	MT	L	F	Hatchback Engine AKU	261007	Drive Shaft		22		53	78.5	517			
	1997.08- 1999.10	MT	R	F	Hatchback Engine AKU	261010	Drive Shaft		22		53	78.5	740			
1.9 D (47 kW)	1994.10- 1999.10	MT		F	Hatchback Engine AEF	853005	Outer Joint		22	30	53	78.5	51	I		
	1994.10- 1999.10	MT	L	F	Hatchback Engine AEF	261007	Drive Shaft		22		53	78.5	517			
	1994.10- 1999.10	MT	R	F	Hatchback Engine AEF	261010	Drive Shaft		22		53	78.5	740			
1.9 SDi (47 kW)	1996.07- 1999.10	MT		F	Hatchback Engine AGD	853005	Outer Joint		22	30	53	78.5	51	I		
	1996.07- 1999.10	MT		F	Hatchback Engine AGD	653001	Inner Joint				33		32			
	1996.07- 1999.10	MT	L	F	Hatchback Engine AGD	261007	Drive Shaft		22		53	78.5	517			
	1996.07- 1999.10	MT	R	F	Hatchback Engine AGD	261010	Drive Shaft		22		53	78.5	740			
POLO (6N2)																
1.0 (37 kW)	1999.10- 2001.09	MT/AT		F	Hatchback Engine ALD/AUC	853005	Outer Joint		22	30	53	78.5	51	I		
	1999.10- 2001.09		L	F	Hatchback Engine ALD/AUC	261007	Drive Shaft		22		53	78.5	517			
	1999.10- 2001.09		R	F	Hatchback Engine ALD/AUC	261010	Drive Shaft		22		53	78.5	740			
1.4 (40 kW)	1999.10- 2001.09	MT/AT		F	Hatchback Engine AKP/ANX	853005	Outer Joint		22	30	53	78.5	51	I		
	1999.10- 2001.09	MT	L	F	Hatchback Engine AKP/ANX	261007	Drive Shaft		22		53	78.5	517			
	1999.10- 2001.09	MT	R	F	Hatchback Engine AKP/ANX	261010	Drive Shaft		22		53	78.5	740			
	1999.10- 2001.09			F	Hatchback Engine AKP/ANX	661005	Inner Joint				30		57.6			
1.4 (44 kW)	1999.10- 2001.09	MT/AT		F	Hatchback Engine AKK/AUD	853005	Outer Joint		22	30	53	78.5	51	I		
	1999.10- 2001.09	MT	L	F	Hatchback Engine AKK/AUD	261007	Drive Shaft		22		53	78.5	517			
	1999.10- 2001.09	MT	R	F	Hatchback Engine AKK/AUD	261010	Drive Shaft		22		53	78.5	740			
	1999.10- 2001.09			F	Hatchback Engine AKK/AUD	661005	Inner Joint				30		57.6			
1.4 16V (55 kW)	1999.10- 2001.09	MT/AT		F	Hatchback Engine AHW/APE/AUA	853005	Outer Joint		22	30	53	78.5	51	I		
	1999.10- 2001.09			F	Hatchback Engine AHW/APE/AUA	661005	Inner Joint				30		57.6			
1.4 16V (74 kW)	1999.10- 2001.09	MT/AT		F	Hatchback Engine AFK/AQQ/AUB	853005	Outer Joint		22	30	53	78.5	51	I		
	1999.10- 2001.09		L	F	Hatchback Engine AFK/AQQ/AUB	261007	Drive Shaft		22		53	78.5	517			
	1999.10- 2001.09		R	F	Hatchback Engine AFK/AQQ/AUB	261010	Drive Shaft		22		53	78.5	740			
1.4 TDi (55 kW)	1999.10- 2001.09	MT		F	Hatchback Engine AMF	661006	Inner Joint				30		57.6			
	1999.10- 2001.09	5MT	L	F	Hatchback Engine AMF	261075	Drive Shaft		22		53	78.5	525			
	1999.10- 2001.09	5MT	R	F	Hatchback Engine AMF	261074	Drive Shaft		22		53	78.5	712			
	1999.10- 2001.09	5MT		F	Hatchback Engine AMF	861007	Outer Joint		22	30	53	78.5	60	I		
1.6 16V GTi (92 kW)	1999.10- 2001.09			F	Hatchback Engine ARC/AVY	861007	Outer Joint		22	30	53	78.5	60	I		
1.7 SDi (44 kW)	1999.10- 2001.09	MT/AT		F	Hatchback Engine AKU	853005	Outer Joint		22	30	53	78.5	51	I		





	 YEAR	TRANSM	L/R	F/R	REMARKS	GSP Ref.	 PRODUCT	 ABS	Technical Specifications					
									A	B	C	H	L	P
VOLKSWAGEN														
POLO (6N2)														
1.9 D (47 kW)	1999.10- 2001.09			F	Hatchback Engine AEF	853005	Outer Joint		22	30	53	78.5	51	I
1.9 SDi (47 kW)	1999.10- 2001.09			F	Hatchback Engine AGD/ASX	853005	Outer Joint		22	30	53	78.5	51	I
POLO (6NF)														
1.0 (33 kW)	1994.10- 1999.12	MT		F	Box Engine AAU	853005	Outer Joint		22	30	53	78.5	51	I
	1994.10- 1999.12	MT		F	Box Engine AAU	653001	Inner Joint			33		32		
	1994.10- 1999.12	MT	L	F	Box Engine AAU	261007	Drive Shaft		22		53	78.5	517	
	1994.10- 1999.12	MT	R	F	Box Engine AAU	261010	Drive Shaft		22		53	78.5	740	
1.4 (44 kW)	1998.05- 1999.12	MT/AT		F	Box Engine AEX/APQ	853005	Outer Joint		22	30	53	78.5	51	I
	1998.05- 1999.12	MT/AT		F	Box Engine AEX/APQ	653001	Inner Joint			33		32		
	1998.05- 1999.12	MT	L	F	Box Engine AEX/APQ	261007	Drive Shaft		22		53	78.5	517	
	1998.05- 1999.12	MT	R	F	Box Engine AEX/APQ	261010	Drive Shaft		22		53	78.5	740	
1.7 SDi (44 kW)	1997.08- 1999.12	MT		F	Box Engine AKU	853005	Outer Joint		22	30	53	78.5	51	I
	1997.08- 1999.12	MT		F	Box Engine AKU	653001	Inner Joint			33		32		
	1997.08- 1999.12	MT	L	F	Box Engine AKU	261007	Drive Shaft		22		53	78.5	517	
	1997.08- 1999.12	MT	R	F	Box Engine AKU	261010	Drive Shaft		22		53	78.5	740	
1.9 D (47 kW)	1994.10- 1999.12	MT		F	Box Engine AEF	853005	Outer Joint		22	30	53	78.5	51	I
	1994.10- 1999.12	MT	L	F	Box Engine AEF	261007	Drive Shaft		22		53	78.5	517	
	1994.10- 1999.12	MT	R	F	Box Engine AEF	261010	Drive Shaft		22		53	78.5	740	
1.9 SDi (47 kW)	1996.07- 1999.12	MT		F	Box Engine AGD	853005	Outer Joint		22	30	53	78.5	51	I
	1996.07- 1999.12	MT		F	Box Engine AGD	653001	Inner Joint			33		32		
	1996.07- 1999.12	MT	L	F	Box Engine AGD	261007	Drive Shaft		22		53	78.5	517	
	1996.07- 1999.12	MT	R	F	Box Engine AGD	261010	Drive Shaft		22		53	78.5	740	
POLO (6R, 6C)														
1.2 TDi (55 kW)	2009.10-	MT		F	Hatchback Engine CFWA	653002	Inner Joint			33		34		
1.2 TSi (77 kW)	2009.11-	MT		F	Hatchback Engine CBZB	653002	Inner Joint			33		34		
1.4 (63 kW)	2009.06-	AT		F	Hatchback Engine CGGB	603011	Inner Joint			33		34		
	2009.06-	MT		F	Hatchback Engine CGGB	653002	Inner Joint			33		34		
1.6 TDi (55 kW)	2009.06-			F	Hatchback Engine CAYA	603011	Inner Joint			33		34		
	2009.06-	MT		F	Hatchback Engine CAYA	653002	Inner Joint			33		34		
1.6 TDi (66 kW)	2009.06-	MT		F	Hatchback Engine CAYB	603011	Inner Joint			33		34		
1.6 TDi (77 kW)	2009.06-			F	Hatchback Engine CLNA/CAYC	603011	Inner Joint			33		34		
	2009.06-	MT		F	Hatchback Engine CLNA/CAYC	653002	Inner Joint			33		34		
POLO (86)														
0.9 (29 kW)	1975.09- 1981.09	MT		F	Hatchback Engine HA	803022	Outer Joint		20	25	45.5	74	49	I
	1975.09- 1981.09	MT		F	Hatchback Engine HA	861002	Outer Joint		20	30	45.5	73.5	51	I
1.1 (37 kW)	1975.03- 1981.09	MT		F	Hatchback Engine HB	803022	Outer Joint		20	25	45.5	74	49	I
1.1 (44 kW)	1975.03- 1981.09	MT		F	Hatchback Engine HC	803022	Outer Joint		20	25	45.5	74	49	I
1.3 (44 kW)	1976.12- 1981.09	MT		F	Hatchback Engine HH	803022	Outer Joint		20	25	45.5	74	49	I
POLO (86C, 80)														
0.9 (29 kW)	1981.10- 1981.12	MT		F	Hatchback Engine HA	803022	Outer Joint		20	25	45.5	74	49	I
1.0 (29 kW)	1981.10- 1986.10	MT		F	Hatchback Engine GL	803022	Outer Joint		20	25	45.5	74	49	I
	1981.10- 1986.10			F	Hatchback Engine GL	861002	Outer Joint		20	30	45.5	73.5	51	I
	1982.05- 1986.10	MT		F	Coupe Engine GL	803022	Outer Joint		20	25	45.5	74	49	I
	1982.05- 1986.10			F	Coupe Engine GL	861002	Outer Joint		20	30	45.5	73.5	51	I
	1985.01- 1986.10			F	Saloon Engine GL	861002	Outer Joint		20	30	45.5	73.5	51	I
1.0 (33 kW)	1985.01- 1994.09	MT		F	Saloon Engine AAK/AAU/HZ	653001	Inner Joint			33		32		
	1985.01- 1994.09			F	Saloon Engine AAK/AAU/HZ	861002	Outer Joint		20	30	45.5	73.5	51	I
	1985.08- 1992.01	MT		F	Coupe Engine HZ	653001	Inner Joint			33		32		
	1985.08- 1992.01	MT		F	Hatchback Engine HZ	653001	Inner Joint			33		32		
	1985.08- 1992.01			F	Coupe Engine HZ	861002	Outer Joint		20	30	45.5	73.5	51	I
	1985.08- 1992.01			F	Hatchback Engine HZ	861002	Outer Joint		20	30	45.5	73.5	51	I
1.0 CAT (33 kW)	1989.08- 1994.09	MT		F	Coupe Engine AAK/AAU/ACM	653001	Inner Joint			33		32		
	1989.08- 1994.09	MT		F	Hatchback Engine AAK/AAU/ACM	653001	Inner Joint			33		32		
	1989.08- 1994.09			F	Coupe Engine AAK/AAU/ACM	861002	Outer Joint		20	30	45.5	73.5	51	I
	1989.08- 1994.09			F	Hatchback Engine AAK/AAU/ACM	861002	Outer Joint		20	30	45.5	73.5	51	I
1.1 (37 kW)	1981.10- 1983.07	MT		F	Coupe Engine HB	803022	Outer Joint		20	25	45.5	74	49	I
	1981.10- 1989.09	MT		F	Hatchback Engine HB	803022	Outer Joint		20	25	45.5	74	49	I
	1981.10- 1983.07	MT		F	Coupe Engine HB	861002	Outer Joint		20	30	45.5	73.5	51	I
	1981.10- 1989.09			F	Hatchback Engine HB	861002	Outer Joint		20	30	45.5	73.5	51	I
1.3 (40 kW)	1983.08- 1988.07	MT		F	Hatchback Engine HK/MH	653001	Inner Joint			33		32		





	 YEAR	TRANSM	L/R	F/R	REMARKS	GSP Ref.	 PRODUCT	 ABS	Technical Specifications						
									A	B	C	H	L	P	
VOLKSWAGEN															
POLO (86C, 80)															
1.3 (44 kW)	1981.10- 1983.07	MT		F	Coupe Engine HH	803022	Outer Joint		20	25	45.5	74	49	I	
	1981.10- 1983.07	MT		F	Hatchback Engine HH	803022	Outer Joint		20	25	45.5	74	49	I	
1.3 (55 kW)	1982.09- 1989.09	MT		F	Coupe Engine GK	803022	Outer Joint		20	25	45.5	74	49	I	
	1982.09- 1989.09	MT		F	Hatchback Engine GK	803022	Outer Joint		20	25	45.5	74	49	I	
	1982.09- 1989.09	MT		F	Coupe Engine GK	653001	Inner Joint			33		32			
1.3 CAT (40 kW)	1982.09- 1989.09	MT		F	Hatchback Engine GK	653001	Inner Joint			33		32			
	1987.07- 1994.08	MT		F	Coupe Engine 2G/AAV/MH/NZ	653001	Inner Joint			33		32			
	1987.07- 1994.09	MT		F	Hatchback Engine 2G/AAV/MH/NZ	653001	Inner Joint			33		32			
1.3 CAT (55 kW)	1987.07- 1994.09	MT		F	Saloon Engine MH/NZ	653001	Inner Joint			33		32			
	1989.10- 1991.03	MT		F	Hatchback Engine 3F	653001	Inner Joint			33		32			
	1989.10- 1994.09	MT		F	Coupe Engine 3F	653001	Inner Joint			33		32			
1.3 D (33 kW)	1986.08- 1990.07	MT		F	Hatchback Engine MN	653001	Inner Joint			33		32			
	1986.08- 1990.08	MT		F	Coupe Engine MN	653001	Inner Joint			33		32			
	1986.08- 1988.12	MT		F	Saloon Engine MN	653001	Inner Joint			33		32			
	1986.08- 1990.07			F	Hatchback Engine MN	861002	Outer Joint		20	30	45.5	73.5	51	I	
	1986.08- 1990.08			F	Coupe Engine MN	861002	Outer Joint		20	30	45.5	73.5	51	I	
	1986.08- 1988.12			F	Saloon Engine MN	861002	Outer Joint		20	30	45.5	73.5	51	I	
1.3 G40 (83 kW)	1990.08- 1994.09	MT		F	Coupe Engine PY	653001	Inner Joint			33		32			
	1990.08- 1994.09			F	Coupe Engine PY	861002	Outer Joint		20	30	45.5	73.5	51	I	
1.3 G40 (85 kW)	1987.01- 1990.08	MT		F	Coupe Engine PY	653001	Inner Joint			33		32			
	1987.01- 1990.08			F	Coupe Engine PY	861002	Outer Joint		20	30	45.5	73.5	51	I	
1.4 D (35 kW)	1990.08- 1994.09	MT		F	Coupe Engine 1W	653001	Inner Joint			33		32			
	1990.08- 1994.09	MT		F	Coupe Engine 1W	861002	Outer Joint		20	30	45.5	73.5	51	I	
	1990.10- 1994.09	MT		F	Hatchback Engine 1W	653001	Inner Joint			33		32			
	1990.10- 1994.09	MT		F	Saloon Engine 1W	653001	Inner Joint			33		32			
	1990.10- 1994.09			F	Hatchback Engine 1W	861002	Outer Joint		20	30	45.5	73.5	51	I	
	1990.10- 1994.09			F	Saloon Engine 1W	861002	Outer Joint		20	30	45.5	73.5	51	I	
POLO (86CF)															
1.0 (33 kW)	1992.08- 1994.07	MT		F	Box Engine AAU	653001	Inner Joint			33		32			
1.3 (40 kW)	1992.08- 1994.07	MT		F	Box Engine AAV	653001	Inner Joint			33		32			
1.4 D (35 kW)	1992.08- 1994.07	MT		F	Box Engine 1W	653001	Inner Joint			33		32			
POLO (9A4)															
1.4 (55 kW)	2003.07-	MT	L	F	Saloon Engine BBY/BKY	203063	Drive Shaft		36		50.7	58.5	501		
	2003.07-	MT		F	Saloon Engine BBY/BKY	803027	Outer Joint		36	30	50.7	58.5	47.5	I	
	2003.07-	MT	R	F	Saloon Engine BBY/BKY	261063	Drive Shaft		36		50.7	58.5	751		
	2003.07-	AT		F	Saloon Engine BBY/BKY	803024	Outer Joint		36	30	50.75	59	54.5	I	
	2003.07-			F	Saloon Engine BBY/BKY	661005	Inner Joint			30		57.6			
1.4 (74 kW)	2003.11-		L	F	Saloon Engine BBZ	203063	Drive Shaft		36		50.7	58.5	501		
	2003.11-	MT		F	Saloon Engine BBZ	803027	Outer Joint		36	30	50.7	58.5	47.5	I	
	2003.11-		R	F	Saloon Engine BBZ	261063	Drive Shaft		36		50.7	58.5	751		
1.4 TDi (55 kW)	2003.07-	MT/AT		F	Saloon Engine BAY	661006	Inner Joint			30		57.6			
	2003.07-	MT		F	Saloon Engine BAY	803024	Outer Joint		36	30	50.75	59	54.5	I	
	2003.07-	MT	L	F	Saloon Engine BAY	261098	Drive Shaft		36		50.5	59	472		
	2003.07-	MT	R	F	Saloon Engine BAY	261099	Drive Shaft		36		50.5	59	759		
1.9 SDi (47 kW)	2002.09-		L	F	Saloon Engine ASY	203063	Drive Shaft		36		50.7	58.5	501		
	2002.09-	MT		F	Saloon Engine ASY	803027	Outer Joint		36	30	50.7	58.5	47.5	I	
	2002.09-		R	F	Saloon Engine ASY	261063	Drive Shaft		36		50.7	58.5	751		
POLO (9N_)															
1.2 (40 kW)	2002.01- 2007.05	MT		F	Hatchback Engine AWY/BMD	854002	Outer Joint		20	30	52	59.5	49.5	I	
	2002.01- 2007.05	5MT	L	F	Hatchback Engine AWY/BMD	203063	Drive Shaft		36		50.7	58.5	501		
	2002.01- 2007.05	MT		F	Hatchback Engine AWY/BMD	803027	Outer Joint		36	30	50.7	58.5	47.5	I	
	2002.01- 2007.05	5MT	R	F	Hatchback Engine AWY/BMD	261063	Drive Shaft		36		50.7	58.5	751		
1.2 (44 kW)	2007.05- 2009.11	MT		F	Hatchback Engine BBM	854002	Outer Joint		20	30	52	59.5	49.5	I	
	2007.05- 2009.11	MT	L	F	Hatchback Engine BBM	203063	Drive Shaft		36		50.7	58.5	501		
	2007.05- 2009.11	MT		F	Hatchback Engine BBM	803027	Outer Joint		36	30	50.7	58.5	47.5	I	
	2007.05- 2009.11	MT	R	F	Hatchback Engine BBM	261063	Drive Shaft		36		50.7	58.5	751		
1.2 12V (47 kW)	2001.10- 2007.07	5MT	L	F	Hatchback Engine AZQ/BME	203063	Drive Shaft		36		50.7	58.5	501		
	2001.10- 2007.07	MT		F	Hatchback Engine AZQ/BME	803027	Outer Joint		36	30	50.7	58.5	47.5	I	
	2001.10- 2007.07	5MT	R	F	Hatchback Engine AZQ/BME	261063	Drive Shaft		36		50.7	58.5	751		
1.2 12V (51 kW)	2007.05- 2009.11	MT	L	F	Hatchback Engine BZG	203063	Drive Shaft		36		50.7	58.5	501		
	2007.05- 2009.11	MT		F	Hatchback Engine BZG	803027	Outer Joint		36	30	50.7	58.5	47.5	I	
	2007.05- 2009.11	MT	R	F	Hatchback Engine BZG	261063	Drive Shaft		36		50.7	58.5	751		





	 YEAR	TRANSM	L/R	F/R	REMARKS	GSP Ref.	 PRODUCT	 ABS	Technical Specifications								
									A	B	C	H	L	P			
VOLKSWAGEN POLO (9N_)																	
1.4 16V (55 kW)	2001.10- 2008.05	5MT	L	F	Hatchback Engine AUA/BBY/BKY	203063	Drive Shaft		36		50.7	58.5	501				
	2001.10- 2008.05	MT		F	Hatchback Engine AUA/BBY/BKY	803027	Outer Joint		36	30	50.7	58.5	47.5	I			
	2001.10- 2008.05	5MT	R	F	Hatchback Engine AUA/BBY/BKY	261063	Drive Shaft		36		50.7	58.5	751				
	2001.10- 2008.05	AT		F	Hatchback Engine AUA/BBY/BKY	803024	Outer Joint		36	30	50.75	59	54.5	I			
1.4 16V (59 kW)	2006.06- 2007.11	MT	L	F	Hatchback Engine BUD	203063	Drive Shaft		36		50.7	58.5	501				
	2006.06- 2007.11	MT		F	Hatchback Engine BUD	803027	Outer Joint		36	30	50.7	58.5	47.5	I			
	2006.06- 2007.11	MT	R	F	Hatchback Engine BUD	261063	Drive Shaft		36		50.7	58.5	751				
1.4 16V (74 kW)	2001.10- 2008.05	5MT	L	F	Hatchback Engine AUB/BBZ	203063	Drive Shaft		36		50.7	58.5	501				
	2001.10- 2008.05	MT		F	Hatchback Engine AUB/BBZ	803027	Outer Joint		36	30	50.7	58.5	47.5	I			
	2001.10- 2008.05	5MT	R	F	Hatchback Engine AUB/BBZ	261063	Drive Shaft		36		50.7	58.5	751				
1.4 FSi (63 kW)	2002.02- 2006.07	5MT	L	F	Hatchback Engine AXU	203063	Drive Shaft		36		50.7	58.5	501				
	2002.02- 2006.07	MT		F	Hatchback Engine AXU	803027	Outer Joint		36	30	50.7	58.5	47.5	I			
	2002.02- 2006.07	5MT	R	F	Hatchback Engine AXU	261063	Drive Shaft		36		50.7	58.5	751				
1.4 TDi (51 kW)	2005.06- 2007.06	MT	L	F	Hatchback Engine BNM/BWB	261078	Drive Shaft		36		50.7	58.5	501				
	2005.06- 2007.06	MT	R	F	Hatchback Engine BNM/BWB	261223	Drive Shaft		36		52	59	757				
	2005.06- 2007.06	MT		F	Hatchback Engine BNM/BWB	803024	Outer Joint		36	30	50.75	59	54.5	I			
1.4 TDi (55 kW)	2001.10- 2005.06	MT		F	Hatchback Engine AMF/BAY	661006	Inner Joint			30		57.6					
	2001.10- 2005.06	MT		F	Hatchback Engine AMF/BAY	803024	Outer Joint		36	30	50.75	59	54.5	I			
	2001.10- 2005.06	5MT	L	F	Hatchback Engine AMF/BAY	261098	Drive Shaft		36		50.5	59	472				
	2001.10- 2005.06	5MT	R	F	Hatchback Engine AMF/BAY	261099	Drive Shaft		36		50.5	59	759				
1.4 TDi (59 kW)	2005.06- 2007.06	MT/AT		F	Hatchback Engine BMS/BNV	661006	Inner Joint			30		57.6					
	2005.06- 2007.06	MT		F	Hatchback Engine BMS/BNV	803024	Outer Joint		36	30	50.75	59	54.5	I			
	2005.06- 2007.06	MT	L	F	Hatchback Engine BMS/BNV	261098	Drive Shaft		36		50.5	59	472				
	2005.06- 2007.06	MT	R	F	Hatchback Engine BMS/BNV	261099	Drive Shaft		36		50.5	59	759				
1.6 (74 kW)	2002.08- 2005.05	MT		F	Hatchback Engine BAH	803024	Outer Joint		36	30	50.75	59	54.5	I			
1.6 16V (77 kW)	2006.06- 2007.06	MT		F	Hatchback Engine BTS	603011	Inner Joint			33		34					
	2006.06- 2007.06	MT		F	Hatchback Engine BTS	803024	Outer Joint		36	30	50.75	59	54.5	I			
1.8 GTi (110 kW)	2006.03- 2007.06	MT		F	Hatchback Engine BJX	603011	Inner Joint			33		34					
	2006.03- 2007.06	MT		F	Hatchback Engine BJX	803024	Outer Joint		36	30	50.75	59	54.5	I			
1.8 GTi Cup Edition (132 kW)	2006.05- 2009.11	MT		F	Hatchback Engine BBU	603011	Inner Joint			33		34					
	2006.05- 2009.11	MT		F	Hatchback Engine BBU	803024	Outer Joint		36	30	50.75	59	54.5	I			
1.9 SDi (47 kW)	2001.10- 2009.11	5MT	L	F	Hatchback Engine ASY	203063	Drive Shaft		36		50.7	58.5	501				
	2001.10- 2009.11	MT		F	Hatchback Engine ASY	803027	Outer Joint		36	30	50.7	58.5	47.5	I			
	2001.10- 2009.11	5MT	R	F	Hatchback Engine ASY	261063	Drive Shaft		36		50.7	58.5	751				
1.9 TDi (74 kW)	2001.10- 2009.11	MT/AT		F	Hatchback Engine ATD/AXR/BMT	661006	Inner Joint			30		57.6					
	2001.10- 2009.11	MT		F	Hatchback Engine ATD/AXR/BMT	803024	Outer Joint		36	30	50.75	59	54.5	I			
	2001.10- 2009.11	5MT	L	F	Hatchback Engine ATD/AXR/BMT	261098	Drive Shaft		36		50.5	59	472				
	2001.10- 2009.11	5MT	R	F	Hatchback Engine ATD/AXR/BMT	261099	Drive Shaft		36		50.5	59	759				
1.9 TDi (96 kW)	2004.07- 2006.05			F	Hatchback Engine ASZ/BLT	853002	Outer Joint		36	27	50.75	75	65	I			
POLO CLASSIC																	
-	1996-					899136	Outer Joint		22	30	51	78	61	I			
1.8	1997.01- 2002.05	MT				861018	Outer Joint		22	30	53	78.5	61	I			
POLO SEDAN																	
1.6 8V (EA111)	2003.01- 2011.06	MT				861037	Outer Joint		22	30	51	78	61	I			
1.6/2.0 8V	2003.01- 2011.12					854003	Outer Joint		36	30	52	75	56	I			
2.0 8V	2003.01- 2011.06	MT				861037	Outer Joint		22	30	51	78	61	I			
POLO VARIANT (6KV5)																	
1.4 (40 kW)	1998.12- 2001.09	MT/AT		F	Estate Engine AKP	853005	Outer Joint		22	30	53	78.5	51	I			
1.4 (44 kW)	1997.05- 2001.09	MT	L	F	Estate Engine AEX/AKK/AKV/ANW/APQ/AUD	253004	Drive Shaft		22		50	78.5	562				
	1997.05- 2001.09	MT		F	Estate Engine AEX/AKK/AKV/ANW/APQ/AUD	853008	Outer Joint		22	30	53	78.5	51	I			
	1997.05- 2001.09	MT		F	Estate Engine AEX/AKK/AKV/ANW/APQ/AUD	653001	Inner Joint			33		32					
1.4 16V (55 kW)	1999.10- 2001.09	MT/AT		F	Estate Engine APE/AUA	853005	Outer Joint		22	30	53	78.5	51	I			
	1999.10- 2001.09	MT		F	Estate Engine APE/AUA	653001	Inner Joint			33		32					
1.6 (55 kW)	1997.05- 2001.09	MT	R	F	Estate Engine AEE/ALM	253002	Drive Shaft		22		53.2	78	769				
	1997.05- 2001.09	MT		F	Estate Engine AEE/ALM	603011	Inner Joint			33		34					
	1997.05- 2001.09	MT		F	Estate Engine AEE/ALM	853007	Outer Joint		22	30	53.2	78	61	I			
1.6 (74 kW)	1997.05- 2001.09	MT	R	F	Estate Engine AEH/AFT/AKL/APF/AUR	253002	Drive Shaft		22		53.2	78	769				
	1997.05- 2001.09	MT		F	Estate Engine AEH/AFT/AKL/APF/AUR	603011	Inner Joint			33		34					
	1997.05- 2001.09	MT	L	F	Estate Engine AEH/AFT/AKL/APF/AUR	253003	Drive Shaft		22		53	78.5	539.5				
	1997.05- 2001.09	MT	R	F	Estate Engine AEH/AFT/AKL/APF/AUR	253005	Drive Shaft		22		53	78.5	760				
	1997.05- 2001.09	MT		F	Estate Engine AEH/AFT/AKL/APF/AUR	603008	Inner Joint			33		32					





	 YEAR	TRANSM	L/R	F/R	REMARKS	GSP Ref.	 PRODUCT	 ABS	Technical Specifications					
									A	B	C	H	L	P
VOLKSWAGEN														
POLO VARIANT (6KV5)														
1.7 SDi (42 kW)	1997.08- 2001.09			F	Estate Engine AKW	853008	Outer Joint		22	30	53	78.5	51	I
	1997.08- 2001.09		R	F	Estate Engine AKW	253005	Drive Shaft		22		53	78.5	760	
	1997.08- 2001.09	MT		F	Estate Engine AKW	603004	Inner Joint			33		32		
1.8 (66 kW)	1997.05- 2001.09			F	Estate Engine ADZ	853007	Outer Joint		22	30	53.2	78	61	I
1.9 SDi (47 kW)	1997.06- 2001.09	MT		F	Estate Engine AEY	853008	Outer Joint		22	30	53	78.5	51	I
	1997.06- 2001.09	MT	L	F	Estate Engine AEY	253003	Drive Shaft		22		53	78.5	539.5	
	1997.06- 2001.09	MT	R	F	Estate Engine AEY	253005	Drive Shaft		22		53	78.5	760	
	1997.06- 2001.09	MT		F	Estate Engine AEY	603008	Inner Joint			33		32		
1.9 SDi (50 kW)	1999.08- 2001.09			F	Estate Engine AGP/AQM	853008	Outer Joint		22	30	53	78.5	51	I
	1999.08- 2001.09	MT		F	Estate Engine AGP/AQM	603008	Inner Joint			33		32		
1.9 TDi (66 kW)	1997.05- 2001.09	MT	R	F	Estate Engine AGR/AHU/ALE/ALH	253002	Drive Shaft		22		53.2	78	769	
	1997.05- 2001.09	MT		F	Estate Engine AGR/AHU/ALE/ALH	603011	Inner Joint			33		34		
	1997.05- 2001.09	MT		F	Estate Engine AGR/AHU/ALE/ALH	853007	Outer Joint		22	30	53.2	78	61	I
1.9 TDi (81 kW)	1998.06- 2001.09	MT		F	Estate Engine AFN/ASV	603011	Inner Joint			33		34		
	1998.06- 2001.09	MT		F	Estate Engine AFN/ASV	853007	Outer Joint		22	30	53.2	78	61	I
QUANTUM														
1.8	1991.11- 1992.11	MT				861024	Outer Joint	43T	22	30	64	78	51	I
	1992.11- 1995.12	MT/AT				899134	Outer Joint	43T	22	30	51	78	61	I
	1992.11- 2002.12	MT/AT				861028	Outer Joint		22	30	51	78	61	I
	1992.11- 1995.12	MT/AT				618018	Inner Joint			33		32		
	1992.11- 2002.12	MT/AT				618018	Inner Joint			33		32		
	1993.01- 2002.12	MT/AT				899134	Outer Joint	43T	22	30	51	78	61	I
	1993.01- 2002.12	MT/AT				618018	Inner Joint			33		32		
	1996.01- 2002.12	MT/AT				899134	Outer Joint	43T	22	30	51	78	61	I
2.0 8V	1991.11- 1992.11	MT				861024	Outer Joint	43T	22	30	64	78	51	I
	1992.11- 1995.12	MT/AT				899134	Outer Joint	43T	22	30	51	78	61	I
	1992.11- 2002.12	MT/AT				861028	Outer Joint		22	30	51	78	61	I
	1992.11- 1995.12	MT/AT				618018	Inner Joint			33		32		
	1992.11- 2002.12	MT/AT				618018	Inner Joint			33		32		
	1993.01- 2002.12	MT/AT				899134	Outer Joint	43T	22	30	51	78	61	I
	1993.01- 2002.12	MT/AT				618018	Inner Joint			33		32		
	1996.01- 2002.12	MT/AT				899134	Outer Joint	43T	22	30	51	78	61	I
SANTANA	1991.11- 1992.11	MT				861024	Outer Joint	43T	22	30	64	78	51	I
	1992.11- 1995.12	MT/AT				861028	Outer Joint		22	30	51	78	61	I
	1992.11- 1995.12	MT/AT				618018	Inner Joint			33		32		
	1992.12- 1995.12	MT/AT				899134	Outer Joint	43T	22	30	51	78	61	I
	1992.12- 1995.12	MT/AT				618018	Inner Joint			33		32		
	1996.01- 2006.12	MT/AT				899134	Outer Joint	43T	22	30	51	78	61	I
	1996.01- 2006.12	MT/AT				861028	Outer Joint		22	30	51	78	61	I
	1996.01- 2006.12	MT/AT				861028	Outer Joint		22	30	51	78	61	I
SANTANA (32B)														
1.6 (55 kW)	1981.08- 1984.12	MT/AT		F	Saloon Engine DT	803007	Outer Joint		22	30	51	78.7	51.1	I
	1981.08- 1984.12	MT/AT		F	Saloon Engine WV	803007	Outer Joint		22	30	51	78.7	51.1	I
	1981.08- 1984.12	MT/AT		F	Saloon Engine DT	603004	Inner Joint			33		32		
	1981.08- 1984.12	MT/AT		F	Saloon Engine WV	603004	Inner Joint			33		32		
1.6 (63 kW)	1981.08- 1982.12	MT/AT		F	Saloon Engine YP	803007	Outer Joint		22	30	51	78.7	51.1	I
	1981.08- 1982.12	MT/AT		F	Saloon Engine YP	603004	Inner Joint			33		32		
1.6 D (40 kW)	1981.08- 1984.12	MT/AT		F	Saloon Engine CR/JK	603008	Inner Joint			33		32		
1.8 (66 kW)	1983.01- 1984.12	MT/AT		F	Saloon Engine DS	803007	Outer Joint		22	30	51	78.7	51.1	I
	1983.01- 1984.12	MT/AT		F	Saloon Engine DS	603008	Inner Joint			33		32		
1.9 (85 kW)	1981.08- 1983.07	MT/AT		F	Saloon Engine WN	803007	Outer Joint		22	30	51	78.7	51.1	I
	1981.08- 1983.07	MT/AT		F	Saloon Engine WN	603008	Inner Joint			33		32		
	1981.08- 1983.07	MT		F	Saloon Engine WN	603004	Inner Joint			33		32		





	 YEAR	TRANSM	L/R	F/R	REMARKS	GSP Ref.	 PRODUCT	 ABS	Technical Specifications							
									A	B	C	H	L	P		
VOLKSWAGEN SANTANA (32B)																
2.0 (85 kW)	1983.08- 1984.12	MT/AT		F	Saloon Engine JS	603008	Inner Joint		33		32					
SAVEIRO																
1.3 Ar	1984.01- 1986.12	MT				618019	Inner Joint		33		32					
1.6	1984.11- 1986.12	MT				618019	Inner Joint		33		32					
1.6 AE	1987.01- 1995.12	MT				618019	Inner Joint		33		32					
1.6 Ar	1984.01- 1986.12	MT				618019	Inner Joint		33		32					
2.0	1996.01- 2006.12	MT				861028	Outer Joint	22	30	51	78	61	I			
SCIROCCO (137)																
1.4 TSi (118 kW)	2008.05-			F	Coupe Engine CAVD/CNWA/CTHD/CTKA	803037	Outer Joint	36	30	59.5	40.5	55	I			
	2008.05-	MT		F	Coupe Engine CAVD/CNWA/CTHD/CTKA	603011	Inner Joint		33		34					
1.4 TSi (90 kW)	2008.08-			F	Coupe Engine CAXA/CMSB	803037	Outer Joint	36	30	59.5	40.5	55	I			
	2008.08-	MT		F	Coupe Engine CAXA/CMSB	653002	Inner Joint		33		34					
2.0 TDi (100 kW)	2010.11-	MT	R	F	Coupe Engine CFHB	203313	Drive Shaft	36		59.5	40	792				
	2010.11-	AT	L	F	Coupe Engine CFHB	254013	Drive Shaft	36		59.5	40	479.5				
	2010.11-	AT	R	F	Coupe Engine CFHB	254011	Drive Shaft	36		59.5	40	755				
	2010.11-	MT	L	F	Coupe Engine CFHB	203295	Drive Shaft	36		59.5	40	491				
2.0 TDi (103 kW)	2008.08-	MT	R	F	Coupe Engine CBDB/CFHC	203313	Drive Shaft	36		59.5	40	792				
	2008.08-	AT	L	F	Coupe Engine CBDB/CFHC	254013	Drive Shaft	36		59.5	40	479.5				
	2008.08-	6AT		F	Coupe Engine CBDB/CFHC	654004	Inner Joint		34		85					
	2008.08-	AT	R	F	Coupe Engine CBDB/CFHC	254011	Drive Shaft	36		59.5	40	755				
	2008.08-	MT	L	F	Coupe Engine CBDB/CFHC	203295	Drive Shaft	36		59.5	40	491				
2.0 TDi (125 kW)	2009.05-	MT	L	F	Coupe Engine CBBB/CFGB	203265	Drive Shaft	36		59.5	40	487				
	2009.05-	AT	R	F	Coupe Engine CBBB/CFGB	254011	Drive Shaft	36		59.5	40	755				
2.0 TDi (130 kW)	2013.01-	AT	L	F	Coupe Engine CFGC	254013	Drive Shaft	36		59.5	40	479.5				
	2013.01-	AT	R	F	Coupe Engine CFGC	254011	Drive Shaft	36		59.5	40	755				
2.0 TSi (147 kW)	2008.05- 2009.11			F	Coupe Engine CAWB	803002	Outer Joint	36	27	59.5	40	66	I			
	2008.05- 2009.11	MT	L	F	Coupe Engine CAWB	203295	Drive Shaft	36		59.5	40	491				
2.0 TSi (155 kW)	2009.11- 2011.05	AT	L	F	Coupe Engine CCZB	203295	Drive Shaft	36		59.5	40	491				
SCIROCCO (53)																
1.5 (55 kW)	1974.02- 1975.08			F	Coupe Engine YJ/ZB	861001	Outer Joint	22	30	50	77.5	51	O			
	1974.02- 1975.08			F	Coupe Engine YJ/ZB	603004	Inner Joint		33		32					
1.5 (63 kW)	1974.02- 1977.12			F	Coupe Engine FD	861001	Outer Joint	22	30	50	77.5	51	O			
	1974.02- 1977.12			F	Coupe Engine FD	603008	Inner Joint		33		32					
SCIROCCO (53B)																
1.3 (44 kW)	1980.08- 1983.12	MT	L	F	Coupe Engine GF	253004	Drive Shaft	22		50	78.5	562				
	1980.08- 1983.12	MT		F	Coupe Engine GF	853008	Outer Joint	22	30	53	78.5	51	I			
	1980.08- 1983.12	MT		F	Coupe Engine GF	653001	Inner Joint		33		32					
	1980.08- 1983.12	MT		F	Coupe Engine GF	861013	Outer Joint	22	30	50	77.5	51	I			
	1980.08- 1983.12			F	Coupe Engine GF	853006	Outer Joint	22	30	50	78.5	52	I			
1.6 (53 kW)	1986.04- 1990.07	MT		F	Coupe Engine RE	853008	Outer Joint	22	30	53	78.5	51	I			
	1986.04- 1990.07	MT	L	F	Coupe Engine RE	253003	Drive Shaft	22		53	78.5	539.5				
	1986.04- 1990.07	MT	R	F	Coupe Engine RE	261054	Drive Shaft	22		53	78.5	749				
	1986.04- 1990.07	MT		F	Coupe Engine RE	603004	Inner Joint		33		32					
	1986.04- 1990.07	MT/AT		F	Coupe Engine RE	603008	Inner Joint		33		32					
1.6 (55 kW)	1983.01- 1989.12	MT		F	Coupe Engine EW	853008	Outer Joint	22	30	53	78.5	51	I			
	1983.01- 1989.12	MT	L	F	Coupe Engine EW	253003	Drive Shaft	22		53	78.5	539.5				
	1983.01- 1989.12	MT	R	F	Coupe Engine EW	261054	Drive Shaft	22		53	78.5	749				
	1983.01- 1989.12			F	Coupe Engine EW	853006	Outer Joint	22	30	50	78.5	52	I			
	1983.01- 1989.12	MT		F	Coupe Engine EW	603004	Inner Joint		33		32					
	1983.01- 1989.12			F	Coupe Engine EW	603008	Inner Joint		33		32					
1.6 (63 kW)	1980.08- 1984.04	MT		F	Coupe Engine FR	861013	Outer Joint	22	30	50	77.5	51	I			
	1980.08- 1984.04			F	Coupe Engine FR	853006	Outer Joint	22	30	50	78.5	52	I			
	1980.08- 1984.04	MT		F	Coupe Engine FR	603004	Inner Joint		33		32					
	1980.08- 1984.04	MT/AT		F	Coupe Engine FR	603008	Inner Joint		33		32					
1.6 (81 kW)	1980.08- 1982.07	MT		F	Coupe Engine EG	861013	Outer Joint	22	30	50	77.5	51	I			
	1980.08- 1982.07			F	Coupe Engine EG	853006	Outer Joint	22	30	50	78.5	52	I			
	1980.08- 1982.07	MT		F	Coupe Engine EG	603004	Inner Joint		33		32					
	1980.08- 1982.07			F	Coupe Engine EG	603008	Inner Joint		33		32					
1.8 (66 kW)	1983.08- 1992.07	MT&AT		F	Coupe Engine EX	603011	Inner Joint		33		34					
	1983.08- 1992.07	MT&AT		F	Coupe Engine EX	853008	Outer Joint	22	30	53	78.5	51	I			
	1983.08- 1992.07	MT&AT	L	F	Coupe Engine EX	253003	Drive Shaft	22		53	78.5	539.5				





	 YEAR	TRANSM	L/R	F/R	REMARKS	GSP Ref.	 PRODUCT	 ABS	Technical Specifications								
									A	B	C	H	L	P			
VOLKSWAGEN SCIROCCO (53B)																	
1.8 (66 kW)	1983.08- 1992.07	AT		F	Coupe Engine EX	861013	Outer Joint		22	30	50	77.5	51	I			
	1983.08- 1992.07	MT&AT	R	F	Coupe Engine EX	261054	Drive Shaft		22		53	78.5	749				
	1983.08- 1992.07	MT	L	F	Coupe Engine EX	253001	Drive Shaft		22		53	78.5	535				
	1983.08- 1992.07	MT/AT		F	Coupe Engine EX	853007	Outer Joint		22	30	53.2	78	61	I			
	1983.08- 1992.07	MT	R	F	Coupe Engine EX	261006	Drive Shaft		22		53.2	78	747				
	1983.08- 1992.07			F	Coupe Engine EX	853006	Outer Joint		22	30	50	78.5	52	I			
	1983.08- 1992.07	MT&AT		F	Coupe Engine EX	603004	Inner Joint			33		32					
1.8 (70 kW)	1985.11- 1992.07	MT		F	Coupe Engine JH	603004	Inner Joint			33		32					
	1985.11- 1992.07	MT		F	Coupe Engine JH	603011	Inner Joint			33		34					
	1985.11- 1992.07	MT		F	Coupe Engine JH	861013	Outer Joint		22	30	50	77.5	51	I			
	1985.11- 1992.07	MT	L	F	Coupe Engine JH	253001	Drive Shaft		22		53	78.5	535				
	1985.11- 1992.07			F	Coupe Engine JH	853007	Outer Joint		22	30	53.2	78	61	I			
	1985.11- 1992.07	MT	R	F	Coupe Engine JH	261006	Drive Shaft		22		53.2	78	747				
1.8 (82 kW)	1982.08- 1989.12			F	Coupe Engine DX/EV/PB	603008	Inner Joint			33		32					
	1982.08- 1989.12	MT		F	Coupe Engine DX/EV/PB	603004	Inner Joint			33		32					
	1982.08- 1989.12	MT		F	Coupe Engine DX/EV/PB	603011	Inner Joint			33		34					
	1982.08- 1989.12	MT		F	Coupe Engine DX/EV/PB	861013	Outer Joint		22	30	50	77.5	51	I			
	1982.08- 1989.12	MT	L	F	Coupe Engine DX/EV/PB	253001	Drive Shaft		22		53	78.5	535				
	1982.08- 1989.12			F	Coupe Engine DX/EV/PB	853007	Outer Joint		22	30	53.2	78	61	I			
	1982.08- 1989.12	MT	R	F	Coupe Engine DX/EV/PB	261006	Drive Shaft		22		53.2	78	747				
1.8 16V (102 kW)	1985.10- 1989.07	MT		F	Coupe Engine KR	603011	Inner Joint			33		34					
	1985.10- 1989.07	MT	L	F	Coupe Engine KR	253001	Drive Shaft		22		53	78.5	535				
	1985.10- 1989.07			F	Coupe Engine KR	853007	Outer Joint		22	30	53.2	78	61	I			
	1985.10- 1989.07	MT	R	F	Coupe Engine KR	261006	Drive Shaft		22		53.2	78	747				
1.8 16V (95 kW)	1986.03- 1992.07	MT		F	Coupe Engine PL	603011	Inner Joint			33		34					
	1986.03- 1992.07	MT	L	F	Coupe Engine PL	253001	Drive Shaft		22		53	78.5	535				
	1986.03- 1992.07			F	Coupe Engine PL	853007	Outer Joint		22	30	53.2	78	61	I			
	1986.03- 1992.07	MT	R	F	Coupe Engine PL	261006	Drive Shaft		22		53.2	78	747				
SHARAN																	
1.8 T 20V	1997.11- 2000.05	MT				818040	Outer Joint		38	27	60	34.5	65	I			
	1997.11- 2000.05	MT	L			203024	Drive Shaft	48W	38	26	60	34.5	617				
	1997.11- 2000.05	MT	R			203027	Drive Shaft	48W	38	35	60	34.5	561				
	1997.11- 2000.05	MT	L			203064	Drive Shaft		38	26	60	34.5	617				
1.9 TDi	1995.08- 2000.05	MT				818040	Outer Joint		38	27	60	34.5	65	I			
	1995.08- 2000.05	MT	L			203024	Drive Shaft	48W	38	26	60	34.5	617				
	1995.08- 2000.05	MT	R			203027	Drive Shaft	48W	38	35	60	34.5	561				
2.0 i	1995.08- 2000.05					818040	Outer Joint		38	27	60	34.5	65	I			
	1995.08- 2000.05	MT	L			203024	Drive Shaft	48W	38	26	60	34.5	617				
	1995.08- 2000.05	MT	R			203027	Drive Shaft	48W	38	35	60	34.5	561				
	1995.08- 2000.05	MT	L			203064	Drive Shaft		38	26	60	34.5	617				
2.8 i V6	1996.11- 2000.05	AT				818040	Outer Joint		38	27	60	34.5	65	I			
2.8 i VR6	1995.09- 2000.05					818040	Outer Joint		38	27	60	34.5	65	I			
	1995.09- 2000.05	MT	L			203024	Drive Shaft	48W	38	26	60	34.5	617				
	1995.09- 2000.05	MT	R			203027	Drive Shaft	48W	38	35	60	34.5	561				
	1995.09- 2000.05	MT	L			203064	Drive Shaft		38	26	60	34.5	617				
SHARAN (7M8, 7M9, 7M6)																	
1.8 T 20V (110 kW)	1997.09- 2010.03			F	MPV Engine AJH/AWC	818025	Outer Joint	48W	38	36	60	34	72.5	I			
	1997.09- 2010.03			F	MPV Engine AJH/AWC	261192	Stub Shaft		26	37	60		129.5				
	1997.09- 2010.03	MT	L	F	MPV Engine AJH/AWC	218009	Drive Shaft	48W	38	26	60	34.5	620				
	1997.09- 2010.03	MT	R	F	MPV Engine AJH/AWC	218008	Drive Shaft	48W	38	35	60	34.5	559				
	1997.09- 2010.03	AT	L/R	F	MPV Engine AJH/AWC	818039	Outer Joint		38	36	60	34	72.5	I			
	1997.09- 2010.03			F	MPV Engine AJH/AWC	261193	Stub Shaft		37		60		322				
	1997.09- 2010.03	AT	L/R	F	MPV Engine AJH/AWC	203022	Drive Shaft	48W	38		60	34	486				
	1997.09- 2010.03	AT	L	F	MPV Engine AJH/AWC	261085	Drive Shaft	48W	38		60	34.5	513				
	1997.09- 2010.03	AT	R	F	MPV Engine AJH/AWC	261065	Drive Shaft	48W	38		60	34.5	544				
	1997.09- 2010.03	MT	L/R	F	MPV Engine AJH/AWC	203023	Drive Shaft	48W	38		60	34	507				
1.9 TDi (110 kW)	1997.09- 2010.03	MT/AT		F	MPV Engine AJH/AWC	818026	Outer Joint	48W	38	27	60	34.5	65	I			
	1997.09- 2010.03	MT/AT		F	MPV Engine AJH/AWC	661044	Inner Joint			34		85					
1.9 TDi (110 kW)	2005.06- 2010.03			F	MPV Engine BTB	261192	Stub Shaft		26	37	60		129.5				
	2005.06- 2010.03			F	MPV Engine BTB	261193	Stub Shaft		37		60		322				





	 YEAR	TRANSM	L/R	F/R	REMARKS	GSP Ref.	 PRODUCT	 ABS	Technical Specifications								
									A	B	C	H	L	P			
VOLKSWAGEN SHARAN (7M8, 7M9, 7M6)																	
1.9 TDi (110 kW)	2005.06- 2010.03		L/R	F	MPV Engine BTB	203023	Drive Shaft	48W	38		60	34	507				
	2005.06- 2010.03	MT/AT		F	MPV Engine BTB	661044	Inner Joint			34		85					
1.9 TDi (66 kW)	1995.09- 2010.03			F	MPV Engine 1Z/AHU/ANU	818025	Outer Joint	48W	38	36	60	34	72.5	I			
	1995.09- 2010.03			F	MPV Engine 1Z/AHU/ANU	261192	Stub Shaft		26	37	60		129.5				
	1995.09- 2010.03			F	MPV Engine 1Z/AHU/ANU	261193	Stub Shaft		37		60		322				
	1995.09- 2010.03	MT	L	F	MPV Engine 1Z/AHU/ANU	218009	Drive Shaft	48W	38	26	60	34.5	620				
	1995.09- 2010.03	MT	R	F	MPV Engine 1Z/AHU/ANU	218008	Drive Shaft	48W	38	35	60	34.5	559				
	1995.09- 2010.03	MT	L/R	F	MPV Engine 1Z/AHU/ANU	203023	Drive Shaft	48W	38		60	34	507				
	1995.09- 2010.03	MT		F	MPV Engine 1Z/AHU/ANU	818026	Outer Joint	48W	38	27	60	34.5	65	I			
	1995.09- 2010.03	MT		F	MPV Engine 1Z/AHU/ANU	661044	Inner Joint			34		85					
1.9 TDi (81 kW)	1996.09- 2000.04			F	MPV Engine AFN/AVG	261192	Stub Shaft		26	37	60		129.5				
	1996.09- 2000.04	MT	R	F	MPV Engine AFN/AVG	218008	Drive Shaft	48W	38	35	60	34.5	559				
	1996.09- 2000.04			F	MPV Engine AFN/AVG	261193	Stub Shaft		37		60		322				
	1996.09- 2000.04	MT	L	F	MPV Engine AFN/AVG	218009	Drive Shaft	48W	38	26	60	34.5	620				
	1996.09- 2000.04	AT	L	F	MPV Engine AFN/AVG	261085	Drive Shaft	48W	38		60	34.5	513				
	1996.09- 2000.04	AT	R	F	MPV Engine AFN/AVG	261065	Drive Shaft	48W	38		60	34.5	544				
	1996.09- 2000.04	MT/AT		F	MPV Engine AFN/AVG	818026	Outer Joint	48W	38	27	60	34.5	65	I			
	1996.09- 2000.04	AT		F	MPV Engine AFN/AVG	661044	Inner Joint			34		85					
1.9 TDi (85 kW)	2000.04- 2010.03	6MT		F	MPV Engine AUY/BVK	818025	Outer Joint	48W	38	36	60	34	72.5	I			
	2000.04- 2010.03			F	MPV Engine AUY/BVK	261192	Stub Shaft		26	37	60		129.5				
	2000.04- 2010.03	5AT	L/R	F	MPV Engine AUY/BVK	818039	Outer Joint		38	36	60	34	72.5	I			
	2000.04- 2010.03			F	MPV Engine AUY/BVK	261193	Stub Shaft		37		60		322				
	2000.04- 2010.03	5AT	L/R	F	MPV Engine AUY/BVK	203022	Drive Shaft	48W	38		60	34	486				
	2000.04- 2010.03	MT	L/R	F	MPV Engine AUY/BVK	203023	Drive Shaft	48W	38		60	34	507				
	2000.04- 2010.03	MT/AT		F	MPV Engine AUY/BVK	661044	Inner Joint			34		85					
1.9 TDi (96 kW)	2002.11- 2010.03			F	MPV Engine ASZ	818025	Outer Joint	48W	38	36	60	34	72.5	I			
	2002.11- 2010.03			F	MPV Engine ASZ	261192	Stub Shaft		26	37	60		129.5				
	2002.11- 2010.03			F	MPV Engine ASZ	261193	Stub Shaft		37		60		322				
	2002.11- 2010.03	MT	L/R	F	MPV Engine ASZ	203023	Drive Shaft	48W	38		60	34	507				
	2002.11- 2010.03	MT/AT		F	MPV Engine ASZ	661044	Inner Joint			34		85					
1.9 TDi 4motion (85 kW)	2000.04- 2010.03	6MT			All-wheel Drive MPV Engine AUY/BVK	818025	Outer Joint	48W	38	36	60	34	72.5	I			
	2000.04- 2010.03	MT	L/R	F	All-wheel Drive MPV Engine AUY/BVK	203023	Drive Shaft	48W	38		60	34	507				
	2000.04- 2010.03	MT/AT		F	All-wheel Drive MPV Engine AUY/BVK	661044	Inner Joint			34		85					
2.0 (85 kW)	1995.09- 2010.03			F	MPV Engine ADY/ATM	818025	Outer Joint	48W	38	36	60	34	72.5	I			
	1995.09- 2010.03			F	MPV Engine ADY/ATM	261192	Stub Shaft		26	37	60		129.5				
	1995.09- 2010.03	MT	R	F	MPV Engine ADY/ATM	218008	Drive Shaft	48W	38	35	60	34.5	559				
	1995.09- 2010.03	MT	L	F	MPV Engine ADY/ATM	218009	Drive Shaft	48W	38	26	60	34.5	620				
	1995.09- 2010.03			F	MPV Engine ADY/ATM	261193	Stub Shaft		37		60		322				
	1995.09- 2010.03	AT	L	F	MPV Engine ADY/ATM	261085	Drive Shaft	48W	38		60	34.5	513				
	1995.09- 2010.03	AT	R	F	MPV Engine ADY/ATM	261065	Drive Shaft	48W	38		60	34.5	544				
	1995.09- 2010.03	MT	L/R	F	MPV Engine ADY/ATM	203023	Drive Shaft	48W	38		60	34	507				
	1995.09- 2010.03	MT/AT		F	MPV Engine ADY/ATM	818026	Outer Joint	48W	38	27	60	34.5	65	I			
1995.09- 2010.03	MT/AT		F	MPV Engine ADY/ATM	661044	Inner Joint			34		85						
2.0 16V (110 kW)	1995.09- 2000.02			F	MPV Engine ABF	261192	Stub Shaft		26	37	60		129.5				
	1995.09- 2000.02			F	MPV Engine ABF	261193	Stub Shaft		37		60		322				
2.0 LPG (85 kW)	2006.04- 2010.03			F	MPV Engine ATM	818025	Outer Joint	48W	38	36	60	34	72.5	I			
	2006.04- 2010.03			F	MPV Engine ATM	261192	Stub Shaft		26	37	60		129.5				
	2006.04- 2010.03			F	MPV Engine ATM	261193	Stub Shaft		37		60		322				
2.0 TDi (100 kW)	2005.11- 2010.03			F	MPV Engine BVH	261192	Stub Shaft		26	37	60		129.5				
	2005.11- 2010.03			F	MPV Engine BVH	261193	Stub Shaft		37		60		322				
2.0 TDi (103 kW)	2005.11- 2008.02			F	MPV Engine BRT	818025	Outer Joint	48W	38	36	60	34	72.5	I			
	2005.11- 2008.02		L/R	F	MPV Engine BRT	203023	Drive Shaft	48W	38		60	34	507				
	2005.11- 2008.02	MT/AT		F	MPV Engine BRT	661044	Inner Joint			34		85					
2.8 V6 24V (150 kW)	2000.04- 2010.03	6MT		F	MPV Engine AYL	818025	Outer Joint	48W	38	36	60	34	72.5	I			
	2000.04- 2010.03			F	MPV Engine AYL	261192	Stub Shaft		26	37	60		129.5				
	2000.04- 2010.03	5AT	L	F	MPV Engine AYL	818039	Outer Joint		38	36	60	34	72.5	I			
	2000.04- 2010.03	5AT	L	F	MPV Engine AYL	203022	Drive Shaft	48W	38		60	34	486				
	2000.04- 2010.03			F	MPV Engine AYL	261193	Stub Shaft		37		60		322				
	2000.04- 2010.03	5AT	R	F	MPV Engine AYL	299120	Drive Shaft	48W	38	30	60	34	561				
	2000.04- 2010.03	MT	L/R	F	MPV Engine AYL	203023	Drive Shaft	48W	38		60	34	507				
2000.04- 2010.03	MT/AT		F	MPV Engine AYL	661044	Inner Joint			34		85						





	 YEAR	TRANSM	L/R	F/R	REMARKS	GSP Ref.	 PRODUCT	 ABS	Technical Specifications						
									A	B	C	H	L	P	
VOLKSWAGEN SHARAN (7M8, 7M9, 7M6)															
2.8 V6 24V 4motion (150 kW)	2000.04- 2010.03	6MT			All-wheel Drive MPV Engine AYL	818025	Outer Joint	48W	38	36	60	34	72.5	I	
	2000.04- 2010.03	MT	L/R	F	All-wheel Drive MPV Engine AYL	203023	Drive Shaft	48W	38		60	34	507		
	2000.04- 2010.03	MT/AT		F	All-wheel Drive MPV Engine AYL	661044	Inner Joint			34		85			
2.8 VR6 (128 kW)	1995.09- 2000.04			F	MPV Engine AAA/AMY	818025	Outer Joint	48W	38	36	60	34	72.5	I	
	1995.09- 2000.04			F	MPV Engine AAA/AMY	261192	Stub Shaft		26	37	60		129.5		
	1995.09- 2000.04	MT	L	F	MPV Engine AAA/AMY	218009	Drive Shaft	48W	38	26	60	34.5	620		
	1995.09- 2000.04			F	MPV Engine AAA/AMY	261193	Stub Shaft			37		60		322	
	1995.09- 2000.04	AT	L/R	F	MPV Engine AAA/AMY	218010	Drive Shaft	48W	38		60	34.5	550		
	1995.09- 2000.04	MT/AT		F	MPV Engine AAA/AMY	818026	Outer Joint	48W	38	27	60	34.5	65	I	
2.8 VR6 Syncro (128 kW)	1996.11- 2000.04				All-wheel Drive MPV Engine AAA/AMY	818025	Outer Joint	48W	38	36	60	34	72.5	I	
	1996.11- 2000.04	AT	L/R	F	All-wheel Drive MPV Engine AAA/AMY	218010	Drive Shaft	48W	38		60	34.5	550		
	1996.11- 2000.04	MT/AT		F	All-wheel Drive MPV Engine AAA/AMY	818026	Outer Joint	48W	38	27	60	34.5	65	I	
SHARAN (7N)															
2.0 TDi (103 kW)	2010.05-			F	MPV Engine CFFB	818025	Outer Joint	48W	38	36	60	34	72.5	I	
SPACEFOX															
1.6 8V (EA111)	2007.01- 2011.06	MT				861037	Outer Joint		22	30	51	78	61	I	
SYNCRO															
-	1989- 1992				4WD	861017	Outer Joint		26	25	65	104	69.5	O	
TIGUAN (5N_)															
1.4 TSi 4motion (110 kW)	2007.10-			R	All-wheel Drive Closed Off-Road Vehicle Engine BWK/CAVA/CTHA	603011	Inner Joint				33		34		
	2007.10-	MT		F	All-wheel Drive Closed Off-Road Vehicle Engine BWK/CAVA/CTHA	803002	Outer Joint		36	27	59.5	40	66	I	
	2007.10-	MT		R	All-wheel Drive Closed Off-Road Vehicle Engine BWK/CAVA/CTHA	653002	Inner Joint				33		34		
2.0 TDi (103 kW)	2008.03-			F	Closed Off-Road Vehicle Engine CBAB/CFFB	803037	Outer Joint		36	30	59.5	40.5	55	I	
2.0 TDi 4motion (100 kW)	2007.11-			R	All-wheel Drive Closed Off-Road Vehicle Engine CFFA/CBAA	603011	Inner Joint				33		34		
	2007.11-	AT		F	All-wheel Drive Closed Off-Road Vehicle Engine CFFA/CBAA	803002	Outer Joint		36	27	59.5	40	66	I	
	2007.11-	MT		R	All-wheel Drive Closed Off-Road Vehicle Engine CFFA/CBAA	653002	Inner Joint				33		34		
2.0 TDi 4motion (103 kW)	2007.10-				All-wheel Drive Closed Off-Road Vehicle Engine CBAB/CFFB/CLJA	803037	Outer Joint		36	30	59.5	40.5	55	I	
	2007.10-			R	All-wheel Drive Closed Off-Road Vehicle Engine CBAB/CFFB/CLJA	603011	Inner Joint				33		34		
	2007.10-	MT		F	All-wheel Drive Closed Off-Road Vehicle Engine CBAB/CFFB/CLJA	803002	Outer Joint		36	27	59.5	40	66	I	
	2007.10-	MT		R	All-wheel Drive Closed Off-Road Vehicle Engine CBAB/CFFB/CLJA	653002	Inner Joint				33		34		
	2007.10-				All-wheel Drive Closed Off-Road Vehicle Engine CBAB/CFFB/CLJA	803037	Outer Joint		36	30	59.5	40.5	55	I	
2.0 TDi 4motion (125 kW)	2007.10-			F	All-wheel Drive Closed Off-Road Vehicle Engine CBAB/CFGB	803002	Outer Joint		36	27	59.5	40	66	I	
	2007.10-	MT		R	All-wheel Drive Closed Off-Road Vehicle Engine CBAB/CFGB	653002	Inner Joint				33		34		
	2007.10-				All-wheel Drive Closed Off-Road Vehicle Engine CBAB/CFGB	803037	Outer Joint		36	30	59.5	40.5	55	I	
2.0 TFSi 4motion (125 kW)	2007.10-	MT		F	All-wheel Drive Closed Off-Road Vehicle Engine CAWA/CCZC	803002	Outer Joint		36	27	59.5	40	66	I	
	2007.10-	MT		R	All-wheel Drive Closed Off-Road Vehicle Engine CAWA/CCZC	653002	Inner Joint				33		34		
2.0 TFSi 4motion (147 kW)	2007.10-			R	All-wheel Drive Closed Off-Road Vehicle Engine CAWB/CCTA/CCZA	603011	Inner Joint				33		34		
	2007.10-	MT		F	All-wheel Drive Closed Off-Road Vehicle Engine CAWB/CCTA/CCZA	803002	Outer Joint		36	27	59.5	40	66	I	
	2007.10-	MT		R	All-wheel Drive Closed Off-Road Vehicle Engine CAWB/CCTA/CCZA	653002	Inner Joint				33		34		
TOUAREG (7LA, 7L6, 7L7)															
2.5 R5 TDi (128 kW)	2003.01- 2010.05	6MT/6AT	L/R		All-wheel Drive Closed Off-Road Vehicle Engine BAC/BPE	603027	Inner Joint				28		28		
	2003.01- 2010.05				All-wheel Drive Closed Off-Road Vehicle Engine BAC/BPE	861042	Outer Joint		38	27	63.9	102.5	63	M	
	2003.01- 2010.05	6MT/6AT		F	All-wheel Drive Closed Off-Road Vehicle Engine BAC/BPE	699148	Inner Joint				28		34		
3.0 V6 TDi (165 kW)	2004.10- 2008.02	6MT/6AT	L/R		All-wheel Drive Closed Off-Road Vehicle Engine BKS/CATA	603027	Inner Joint				28		28		
	2004.10- 2008.02	6MT/6AT		F	All-wheel Drive Closed Off-Road Vehicle Engine BKS/CATA	699148	Inner Joint				28		34		
	2004.10- 2008.02	6MT/6AT			All-wheel Drive Closed Off-Road Vehicle Engine BKS/CATA	861050	Outer Joint		30	27	64	103.5	63.5	M	
3.0 V6 TDi (176 kW)	2007.11- 2010.05			F	All-wheel Drive Closed Off-Road Vehicle Engine CASA/CASC	861050	Outer Joint		30	27	64	103.5	63.5	M	
3.2 V6 (162 kW)	2002.10- 2006.11	6MT/6AT	L/R		All-wheel Drive Closed Off-Road Vehicle Engine AZZ/BKJ/BMV/BMX/BRJ	603027	Inner Joint				28		28		
	2002.10- 2006.11	6MT/6AT		F	All-wheel Drive Closed Off-Road Vehicle Engine AZZ/BKJ/BMV/BMX/BRJ	699148	Inner Joint				28		34		
	2002.10- 2006.11	6MT/6AT			All-wheel Drive Closed Off-Road Vehicle Engine AZZ/BKJ/BMV/BMX/BRJ	861050	Outer Joint		30	27	64	103.5	63.5	M	
3.2 V6 (177 kW)	2004.11- 2006.11	6AT		F	All-wheel Drive Closed Off-Road Vehicle Engine BMV	699148	Inner Joint				28		34		
	2004.11- 2006.11	6AT			All-wheel Drive Closed Off-Road Vehicle Engine BMV	861050	Outer Joint		30	27	64	103.5	63.5	M	
3.6 V6 FSi (206 kW)	2005.10- 2010.05	6MT/6AT	L/R		All-wheel Drive Closed Off-Road Vehicle Engine BHK/BHL	603027	Inner Joint				28		28		
	2005.10- 2010.05	6MT/6AT		F	All-wheel Drive Closed Off-Road Vehicle Engine BHK/BHL	699148	Inner Joint				28		34		
	2005.10- 2010.05	6MT/6AT			All-wheel Drive Closed Off-Road Vehicle Engine BHK/BHL	861050	Outer Joint		30	27	64	103.5	63.5	M	
4.2 V8 (228 kW)	2002.12- 2006.11		L/R		All-wheel Drive Closed Off-Road Vehicle Engine AXQ	603027	Inner Joint				28		28		
4.2 V8 FSi (257 kW)	2006.06- 2010.05	AT	L/R		All-wheel Drive Closed Off-Road Vehicle Engine BAR	603027	Inner Joint				28		28		
5.0 R50 TDi (257 kW)	2007.08- 2010.05			F	All-wheel Drive Closed Off-Road Vehicle Engine CBWA	803085	Outer Joint		30	29	64	103	72.5	M	
5.0 V10 TDi (230 kW)	2002.10- 2010.05		L/R		All-wheel Drive Closed Off-Road Vehicle Engine AYH/BLE/BWF	603027	Inner Joint				28		28		
	2002.10- 2010.05			F	All-wheel Drive Closed Off-Road Vehicle Engine AYH/BLE/BWF	803085	Outer Joint		30	29	64	103	72.5	M	
6.0 W12 (331 kW)	2004.08- 2010.05		L/R		All-wheel Drive Closed Off-Road Vehicle Engine BJN/CFRA	603027	Inner Joint				28		28		
	2004.08- 2010.05			F	All-wheel Drive Closed Off-Road Vehicle Engine BJN/CFRA	803085	Outer Joint		30	29	64	103	72.5	M	





	 YEAR	TRANSM	L/R	F/R	REMARKS	GSP Ref.	 PRODUCT	 ABS	Technical Specifications							
									A	B	C	H	L	P		
VOLKSWAGEN TOURAN (1T1, 1T2)																
1.4 FSi (125 kW)	2006.11- 2010.05			F	MPV Engine CAVB/BLG	803002	Outer Joint		36	27	59.5	40	66	I		
1.4 TSi (103 kW)	2006.06- 2010.05			F	MPV Engine BMY/CAVC	803037	Outer Joint		36	30	59.5	40.5	55	I		
	2006.06- 2010.05	MT		F	MPV Engine BMY/CAVC	603011	Inner Joint			33		34				
	2006.06- 2010.05	AT		F	MPV Engine BMY/CAVC	803002	Outer Joint		36	27	59.5	40	66	I		
	2006.06- 2010.05	MT	L	F	MPV Engine BMY/CAVC	261224	Drive Shaft		36		59.5	40	536			
1.6 (75 kW)	2003.08- 2010.05			F	MPV Engine BGU/BSE/BSF	803037	Outer Joint		36	30	59.5	40.5	55	I		
	2003.08- 2010.05	6AT		F	MPV Engine BGU/BSE/BSF	661011	Inner Joint		26	32	31	68.5	85			
	2003.08- 2010.05			F	MPV Engine BGU/BSE/BSF	603011	Inner Joint			33		34				
	2003.08- 2010.05	6AT	L	F	MPV Engine BGU/BSE/BSF	261093	Drive Shaft		36	26	59.5	40.5	587.5			
	2003.08- 2010.05	6AT	R	F	MPV Engine BGU/BSE/BSF	261094	Drive Shaft		36	26	59.5	40.5	884			
	2003.08- 2010.05	MT		F	MPV Engine BGU/BSE/BSF	653002	Inner Joint			33		34				
1.6 FSi (85 kW)	2003.08- 2007.01			F	MPV Engine BAG/BLF/BLP	803037	Outer Joint		36	30	59.5	40.5	55	I		
	2003.08- 2007.01			F	MPV Engine BAG/BLF/BLP	603011	Inner Joint			33		34				
	2003.08- 2007.01	MT		F	MPV Engine BAG/BLF/BLP	653002	Inner Joint			33		34				
1.9 TDi (66 kW)	2004.11- 2010.05		L	F	MPV Engine BRU/BXF/BXJ	203294	Drive Shaft		36		59.5	38	519			
	2004.11- 2010.05			F	MPV Engine BRU/BXF/BXJ	803037	Outer Joint		36	30	59.5	40.5	55	I		
	2004.11- 2010.05		R	F	MPV Engine BRU/BXF/BXJ	203313	Drive Shaft		36		59.5	40	792			
	2004.11- 2010.05			F	MPV Engine BRU/BXF/BXJ	603011	Inner Joint			33		34				
	2004.11- 2010.05		R	F	MPV Engine BRU/BXF/BXJ	261042	Drive Shaft		36		59.5	40.5	814			
	2004.11- 2010.05	MT		F	MPV Engine BRU/BXF/BXJ	653002	Inner Joint			33		34				
1.9 TDi (74 kW)	2003.08- 2010.05		L	F	MPV Engine AVQ	203294	Drive Shaft		36		59.5	38	519			
	2003.08- 2010.05			F	MPV Engine AVQ	803037	Outer Joint		36	30	59.5	40.5	55	I		
	2003.08- 2010.05			F	MPV Engine AVQ	603011	Inner Joint			33		34				
	2003.08- 2010.05		R	F	MPV Engine AVQ	261042	Drive Shaft		36		59.5	40.5	814			
	2003.08- 2010.05	MT		F	MPV Engine AVQ	653002	Inner Joint			33		34				
1.9 TDi (77 kW)	2003.08- 2010.05	MT	L	F	MPV Engine BKC/BLS/BXE	203294	Drive Shaft		36		59.5	38	519			
	2003.08- 2010.05	MT/6MT		F	MPV Engine BKC/BLS/BXE	803037	Outer Joint		36	30	59.5	40.5	55	I		
	2003.08- 2010.05	MT	R	F	MPV Engine BKC/BLS/BXE	203313	Drive Shaft		36		59.5	40	792			
	2003.08- 2010.05	MT		F	MPV Engine BKC/BLS/BXE	603011	Inner Joint			33		34				
	2003.08- 2010.05	AT	L	F	MPV Engine BKC/BLS/BXE	254013	Drive Shaft		36		59.5	40	479.5			
	2003.08- 2010.05	6AT		F	MPV Engine BKC/BLS/BXE	654004	Inner Joint			34		85				
	2003.08- 2010.05	AT		F	MPV Engine BKC/BLS/BXE	803002	Outer Joint		36	27	59.5	40	66	I		
	2003.08- 2010.05	MT	R	F	MPV Engine BKC/BLS/BXE	261042	Drive Shaft		36		59.5	40.5	814			
	2003.08- 2010.05	6AT	R	F	MPV Engine BKC/BLS/BXE	254011	Drive Shaft		36		59.5	40	755			
2.0 EcoFuel (80 kW)	2006.02- 2009.05			F	MPV Engine BSX	803037	Outer Joint		36	30	59.5	40.5	55	I		
	2006.02- 2009.05			F	MPV Engine BSX	603011	Inner Joint			33		34				
	2006.02- 2009.05	MT		F	MPV Engine BSX	653002	Inner Joint			33		34				
2.0 FSi (110 kW)	2004.01- 2006.12			F	MPV Engine AXW/BLR/BLX/BLY/BVY/BVZ	803037	Outer Joint		36	30	59.5	40.5	55	I		
	2004.01- 2006.12	6AT		F	MPV Engine AXW/BLR/BLX/BLY/BVY/BVZ	661011	Inner Joint		26	32	31	68.5	85			
	2004.01- 2006.12	MT		F	MPV Engine AXW/BLR/BLX/BLY/BVY/BVZ	603011	Inner Joint			33		34				
	2004.01- 2006.12	MT	R	F	MPV Engine AXW/BLR/BLX/BLY/BVY/BVZ	261113	Drive Shaft		36		59.5	40	814			
	2004.01- 2006.12	6AT	L	F	MPV Engine AXW/BLR/BLX/BLY/BVY/BVZ	261093	Drive Shaft		36	26	59.5	40.5	587.5			
	2004.01- 2006.12	6AT	R	F	MPV Engine AXW/BLR/BLX/BLY/BVY/BVZ	261094	Drive Shaft		36	26	59.5	40.5	884			
2.0 TDi (100 kW)	2003.08- 2010.05		R	F	MPV Engine AZV	203313	Drive Shaft		36		59.5	40	792			
	2003.08- 2010.05		L	F	MPV Engine AZV	203265	Drive Shaft		36		59.5	40	487			
	2003.08- 2010.05	MT		F	MPV Engine AZV	803002	Outer Joint		36	27	59.5	40	66	I		
	2003.08- 2010.05	MT	L	F	MPV Engine AZV	203295	Drive Shaft		36		59.5	40	491			
2.0 TDi (103 kW)	2006.12- 2010.05	MT	R	F	MPV Engine BMM	203313	Drive Shaft		36		59.5	40	792			
	2006.12- 2010.05	MT	L	F	MPV Engine BMM	203265	Drive Shaft		36		59.5	40	487			
	2006.12- 2010.05	AT	L	F	MPV Engine BMM	254013	Drive Shaft		36		59.5	40	479.5			
	2006.12- 2010.05	6AT		F	MPV Engine BMM	654004	Inner Joint			34		85				
	2006.12- 2010.05	6MT/6AT		F	MPV Engine BMM	803002	Outer Joint		36	27	59.5	40	66	I		
	2006.12- 2010.05	AT	R	F	MPV Engine BMM	254011	Drive Shaft		36		59.5	40	755			
2.0 TDi (125 kW)	2006.06- 2010.05	MT	L	F	MPV Engine BMN/CFJA	203265	Drive Shaft		36		59.5	40	487			
	2006.06- 2010.05	AT	R	F	MPV Engine BMN/CFJA	254011	Drive Shaft		36		59.5	40	755			
	2006.06- 2010.05	6MT/6AT		F	MPV Engine BMN/CFJA	861045	Outer Joint		36	27	59.5	40	65	M		
2.0 TDi 16V (103 kW)	2003.08- 2010.05	MT	R	F	MPV Engine BKD	203313	Drive Shaft		36		59.5	40	792			
	2003.08- 2010.05	MT	L	F	MPV Engine BKD	203265	Drive Shaft		36		59.5	40	487			
	2003.08- 2010.05	AT	L	F	MPV Engine BKD	254013	Drive Shaft		36		59.5	40	479.5			





	 YEAR	TRANSM	L/R	F/R	REMARKS	GSP Ref.	 PRODUCT	 ABS	Technical Specifications					
									A	B	C	H	L	P
VOLKSWAGEN														
TOURAN (1T1, 1T2)														
2.0 TDi 16V (103 kW)	2003.08- 2010.05	6AT		F	MPV Engine BKD	654004	Inner Joint		34		85			
	2003.08- 2010.05	AT		F	MPV Engine BKD	803002	Outer Joint	36	27	59.5	40	66	I	
	2003.08- 2010.05	AT	R	F	MPV Engine BKD	254011	Drive Shaft	36		59.5	40	755		
	2003.08- 2010.05	MT	L	F	MPV Engine BKD	203295	Drive Shaft	36		59.5	40	491		
TOURAN (1T3)														
2.0 TDi (103 kW)	2010.05-	MT	R	F	MPV Engine CFHC	203313	Drive Shaft	36		59.5	40	792		
	2010.05-	AT	L	F	MPV Engine CFHC	254013	Drive Shaft	36		59.5	40	479.5		
	2010.05-	AT	R	F	MPV Engine CFHC	254011	Drive Shaft	36		59.5	40	755		
	2010.05-	MT	L	F	MPV Engine CFHC	203295	Drive Shaft	36		59.5	40	491		
2.0 TDi (125 kW)	2010.05- 2013.01			R	F	MPV Engine CFJA	254011	Drive Shaft	36		59.5	40	755	
2.0 TDi (81 kW)	2010.11-	MT	L	F	MPV Engine CLCA/CFHF	203294	Drive Shaft	36		59.5	38	519		
	2010.11-	AT	L	F	MPV Engine CLCA/CFHF	254013	Drive Shaft	36		59.5	40	479.5		
	2010.11-	MT	R	F	MPV Engine CLCA/CFHF	261042	Drive Shaft	36		59.5	40.5	814		
	2010.11-	AT	R	F	MPV Engine CLCA/CFHF	254011	Drive Shaft	36		59.5	40	755		
TRANSPORTER / CARAVELLE III														
1.6 (37 kW)	1979.05- 1982.12	MT/AT		R	Bus Engine CT	661003	Inner Joint		33		32			
1.6 D (37 kW)	1981.01- 1987.07	MT	L/R	R	Bus Engine CS	261005	Drive Shaft				32	540		
	1981.01- 1987.07	MT		R	Bus Engine CS	661003	Inner Joint		33		32			
1.6 TD (51 kW)	1984.08- 1992.07	MT	L/R	R	Bus Engine JX	261005	Drive Shaft				32	540		
	1984.08- 1992.07	MT		R	Bus Engine JX	661003	Inner Joint		33		32			
1.6 TD Syncro (51 kW)	1986.03- 1992.07	MT	L/R	R	All-wheel Drive Bus Engine JX	261005	Drive Shaft				32	540		
	1986.03- 1992.07	MT		R	All-wheel Drive Bus Engine JX	603001	Inner Joint		28		32			
	1986.03- 1992.07	MT		R	All-wheel Drive Bus Engine JX	661003	Inner Joint		33		32			
	1986.03- 1992.07	MT	L/R	F	All-wheel Drive Bus Engine JX	261092	Drive Shaft	26		65	104	712		
1.7 D (42 kW)	1986.10- 1992.07	MT	L/R	R	Bus Engine KY	261005	Drive Shaft				32	540		
	1986.10- 1992.07	MT		R	Bus Engine KY	661003	Inner Joint		33		32			
1.9 (44 kW)	1982.08- 1992.07	MT	L/R	R	Bus Engine DF	261005	Drive Shaft				32	540		
	1982.08- 1992.07	MT/AT		R	Bus Engine DF	661003	Inner Joint		33		32			
1.9 (57 kW)	1982.08- 1992.07	MT	L/R	R	Bus Engine DG	261005	Drive Shaft				32	540		
	1982.08- 1992.07	MT/AT		R	Bus Engine DG	661003	Inner Joint		33		32			
1.9 (61 kW)	1983.01- 1985.07	MT	L/R	R	Bus Engine DH	261005	Drive Shaft				32	540		
	1983.01- 1985.07	MT/AT		R	Bus Engine DH	661003	Inner Joint		33		32			
1.9 (66 kW)	1983.08- 1985.07	MT	L/R	R	Bus Engine GW	261005	Drive Shaft				32	540		
	1983.08- 1985.07	MT/AT		R	Bus Engine GW	661003	Inner Joint		33		32			
1.9 Syncro (57 kW)	1985.02- 1992.07	MT	L/R	F	All-wheel Drive Bus Engine DG	261092	Drive Shaft	26		65	104	712		
	1985.02- 1992.07	MT	L/R	R	All-wheel Drive Bus Engine DG	261005	Drive Shaft				32	540		
	1985.02- 1992.07	MT		R	All-wheel Drive Bus Engine DG	603001	Inner Joint		28		32			
	1985.02- 1992.07	MT		R	All-wheel Drive Bus Engine DG	661003	Inner Joint		33		32			
2.0 (51 kW)	1979.05- 1982.12	MT/AT		R	Bus Engine CU/CV	661003	Inner Joint		33		32			
2.1 (64 kW)	1986.10- 1992.07	MT	L/R	R	Bus Engine SR	261005	Drive Shaft				32	540		
	1986.10- 1992.07	MT/AT		R	Bus Engine SR	661003	Inner Joint		33		32			
2.1 (70 kW)	1985.08- 1992.07	MT	L/R	R	Bus Engine MV	261005	Drive Shaft				32	540		
	1985.08- 1992.07	MT/AT		R	Bus Engine MV	661003	Inner Joint		33		32			
2.1 (82 kW)	1985.08- 1992.07	MT	L/R	R	Bus Engine DJ	261005	Drive Shaft				32	540		
	1985.08- 1992.07	MT/AT		R	Bus Engine DJ	661003	Inner Joint		33		32			
2.1 CAT (70 kW)	1989.06- 1992.07	MT	L/R	R	Bus Engine MV	261005	Drive Shaft				32	540		
	1989.06- 1992.07	MT/AT		R	Bus Engine MV	661003	Inner Joint		33		32			
2.1 i (68 kW)	1989.07- 1992.07	MT	L/R	R	Bus Engine SS	261005	Drive Shaft				32	540		
	1989.07- 1992.07	MT/AT		R	Bus Engine SS	661003	Inner Joint		33		32			
2.1 Syncro (64 kW)	1986.10- 1992.07	MT	L/R	F	All-wheel Drive Bus Engine SR	261092	Drive Shaft	26		65	104	712		
	1986.10- 1992.07	MT	L/R	R	All-wheel Drive Bus Engine SR	261005	Drive Shaft				32	540		
	1986.10- 1992.07	MT		R	All-wheel Drive Bus Engine SR	603001	Inner Joint		28		32			
	1986.10- 1992.07	MT		R	All-wheel Drive Bus Engine SR	661003	Inner Joint		33		32			
2.1 Syncro (70 kW)	1985.08- 1992.07	MT	L/R	F	All-wheel Drive Bus Engine MV	261092	Drive Shaft	26		65	104	712		
	1985.08- 1992.07	MT	L/R	R	All-wheel Drive Bus Engine MV	261005	Drive Shaft				32	540		
	1985.08- 1992.07	MT		R	All-wheel Drive Bus Engine MV	603001	Inner Joint		28		32			
	1985.08- 1992.07	MT		R	All-wheel Drive Bus Engine MV	661003	Inner Joint		33		32			
2.1 Syncro (82 kW)	1986.01- 1992.07	MT	L/R	F	All-wheel Drive Bus Engine DJ	261092	Drive Shaft	26		65	104	712		
	1986.01- 1992.07	MT	L/R	R	All-wheel Drive Bus Engine DJ	261005	Drive Shaft				32	540		
	1986.01- 1992.07	MT		R	All-wheel Drive Bus Engine DJ	603001	Inner Joint		28		32			
	1986.01- 1992.07	MT		R	All-wheel Drive Bus Engine DJ	661003	Inner Joint		33		32			





	 YEAR	TRANSM	L/R	F/R	REMARKS	GSP Ref.	 PRODUCT	 ABS	Technical Specifications												
									A	B	C	H	L	P							
VOLKSWAGEN																					
TRANSPORTER / CARAVELLE IV (70XB, 70XC, 7DB, 7DW)																					
1.8 (49 kW)	1990.12- 1992.07	MT	L/R	F	Bus Engine PD	261119	Drive Shaft		38		60.2	34.5	527								
	1990.12- 1992.07	MT		F	Bus Engine PD	861003	Outer Joint		38	33	60.2	34.5	65	I							
	1990.12- 1992.07	MT		F	Bus Engine PD	861004	Outer Joint	48T	38	33	60.2	34.5	65	I							
	1990.12- 1992.07			F	Bus Engine PD	661001	Inner Joint			33		31.8									
1.9 D (44 kW)	1990.09- 1995.12	MT	L/R	F	Bus Engine 1X	261120	Drive Shaft		38		60.2	34.5	529								
	1990.09- 1995.12	MT	L/R	F	Bus Engine 1X	261003	Drive Shaft		38		60.2	34.5	540.8								
	1990.09- 1995.12	MT		F	Bus Engine 1X	261119	Drive Shaft		38		60.2	34.5	527								
	1990.09- 1995.12	MT		F	Bus Engine 1X	861003	Outer Joint		38	33	60.2	34.5	65	I							
	1990.09- 1995.12	MT		F	Bus Engine 1X	861004	Outer Joint	48T	38	33	60.2	34.5	65	I							
	1990.09- 1995.12	MT	L/R	F	Bus Engine 1X	261004	Drive Shaft	48T	38		60.2	34.5	540.8								
	1990.09- 1995.12			F	Bus Engine 1X	661001	Inner Joint			33		31.8									
	1990.09- 1995.12	MT		F	Bus Engine 1X	661002	Inner Joint			28		31.8									
	1990.09- 1995.12	MT		F	Bus Engine 1X	861005	Outer Joint		38	27	60.2	34.5	65	I							
1.9 TD (50 kW)	1992.10- 2003.04	MT	L/R	F	Bus Engine ABL	261120	Drive Shaft		38		60.2	34.5	529								
	1992.10- 2003.04	MT	L/R	F	Bus Engine ABL	261003	Drive Shaft		38		60.2	34.5	540.8								
	1992.10- 2003.04	MT	L/R	F	Bus Engine ABL	261119	Drive Shaft		38		60.2	34.5	527								
	1992.10- 2003.04	MT		F	Bus Engine ABL	861003	Outer Joint		38	33	60.2	34.5	65	I							
	1992.10- 2003.04	MT		F	Bus Engine ABL	861004	Outer Joint	48T	38	33	60.2	34.5	65	I							
	1992.10- 2003.04	MT	L/R	F	Bus Engine ABL	261004	Drive Shaft	48T	38		60.2	34.5	540.8								
	1992.10- 2003.04			F	Bus Engine ABL	661001	Inner Joint			33		31.8									
	1992.10- 2003.04	MT		F	Bus Engine ABL	661002	Inner Joint			28		31.8									
	1992.10- 2003.04	MT		F	Bus Engine ABL	861005	Outer Joint		38	27	60.2	34.5	65	I							
2.0 (62 kW)	1990.09- 2003.04	MT	L/R	F	Bus Engine AAC	261120	Drive Shaft		38		60.2	34.5	529								
	1990.09- 2003.04	MT	L/R	F	Bus Engine AAC	261003	Drive Shaft		38		60.2	34.5	540.8								
	1990.09- 2003.04	MT	L/R	F	Bus Engine AAC	261119	Drive Shaft		38		60.2	34.5	527								
	1990.09- 2003.04	MT		F	Bus Engine AAC	861003	Outer Joint		38	33	60.2	34.5	65	I							
	1990.09- 2003.04	MT		F	Bus Engine AAC	861004	Outer Joint	48T	38	33	60.2	34.5	65	I							
	1990.09- 2003.04	MT	L/R	F	Bus Engine AAC	261004	Drive Shaft	48T	38		60.2	34.5	540.8								
	1990.09- 2003.04	MT/AT		F	Bus Engine AAC	661001	Inner Joint			33		31.8									
	1990.09- 2003.04	MT		F	Bus Engine AAC	661002	Inner Joint			28		31.8									
	1990.09- 2003.04	MT		F	Bus Engine AAC	861005	Outer Joint		38	27	60.2	34.5	65	I							
2.4 D (55 kW)	1997.08- 2003.04	AT	R	F	Bus Engine AJA	261003	Drive Shaft		38		60.2	34.5	540.8								
	1997.08- 2003.04	MT	L/R	F	Bus Engine AJA	261003	Drive Shaft		38		60.2	34.5	540.8								
	1997.08- 2003.04	AT	R	F	Bus Engine AJA	261004	Drive Shaft	48T	38		60.2	34.5	540.8								
	1997.08- 2003.04	MT	L/R	F	Bus Engine AJA	261004	Drive Shaft	48T	38		60.2	34.5	540.8								
	1997.08- 2003.04	MT/AT		F	Bus Engine AJA	661002	Inner Joint			28		31.8									
	1997.08- 2003.04	MT/AT		F	Bus Engine AJA	861005	Outer Joint		38	27	60.2	34.5	65	I							
	1997.08- 2003.04	MT/AT		F	Bus Engine AJA	861006	Outer Joint	48T	38	27	60.2	34.5	65	I							
2.4 D (57 kW)	1990.09- 1998.04		L	F	Bus Engine AAB	261120	Drive Shaft		38		60.2	34.5	529								
	1990.09- 1998.04	MT	L	F	Bus Engine AAB	261003	Drive Shaft		38		60.2	34.5	540.8								
	1990.09- 1998.04	MT/AT	R	F	Bus Engine AAB	261003	Drive Shaft		38		60.2	34.5	540.8								
	1990.09- 1998.04	MT	L	F	Bus Engine AAB	261119	Drive Shaft		38		60.2	34.5	527								
	1990.09- 1998.04	MT/AT	R	F	Bus Engine AAB	261119	Drive Shaft		38		60.2	34.5	527								
	1990.09- 1998.04	MT/AT		F	Bus Engine AAB	861003	Outer Joint		38	33	60.2	34.5	65	I							
	1990.09- 1998.04	MT/AT		F	Bus Engine AAB	861004	Outer Joint	48T	38	33	60.2	34.5	65	I							
	1990.09- 1998.04	MT	L	F	Bus Engine AAB	261004	Drive Shaft	48T	38		60.2	34.5	540.8								
	1990.09- 1998.04	MT/AT	R	F	Bus Engine AAB	261004	Drive Shaft	48T	38		60.2	34.5	540.8								
	1990.09- 1998.04	AT		F	Bus Engine AAB	661001	Inner Joint			33		31.8									
	1990.09- 1998.04	MT/AT		F	Bus Engine AAB	661002	Inner Joint			28		31.8									
	1990.09- 1998.04	MT/AT		F	Bus Engine AAB	861005	Outer Joint		38	27	60.2	34.5	65	I							
2.4 D Syncro (57 kW)	1990.09- 1998.04	MT/AT		F	Bus Engine AAB	861006	Outer Joint	48T	38	27	60.2	34.5	65	I							
	1992.10- 1998.09	AT			All-wheel Drive Bus Engine AAB	661001	Inner Joint			33		31.8									
	1992.10- 1998.09	MT/AT		F	All-wheel Drive Bus Engine AAB	661002	Inner Joint			28		31.8									
	1992.10- 1998.09	MT/AT		F	All-wheel Drive Bus Engine AAB	861005	Outer Joint		38	27	60.2	34.5	65	I							
	1992.10- 1998.09	MT/AT		F	All-wheel Drive Bus Engine AAB	861006	Outer Joint	48T	38	27	60.2	34.5	65	I							
	1990.11- 2003.04		L	F	Bus Engine AAF/ACU/AEN/AEU	261120	Drive Shaft		38		60.2	34.5	529								
	1990.11- 2003.04	MT	L	F	Bus Engine AAF/ACU/AEN/AEU	261003	Drive Shaft		38		60.2	34.5	540.8								
	1990.11- 2003.04	MT/AT	R	F	Bus Engine AAF/ACU/AEN/AEU	261003	Drive Shaft		38		60.2	34.5	540.8								
	1990.11- 2003.04	MT	L	F	Bus Engine AAF/ACU/AEN/AEU	261119	Drive Shaft		38		60.2	34.5	527								





	 YEAR	TRANSM	L/R	F/R	REMARKS	GSP Ref.	 PRODUCT	 ABS	Technical Specifications					
									A	B	C	H	L	P
VOLKSWAGEN														
TRANSPORTER / CARAVELLE IV (70XB, 70XC, 7DB, 7DW)														
2.5 (81 kW)	1990.11- 2003.04	MT/AT	R	F	Bus Engine AAF/ACU/AEN/AEU	261119	Drive Shaft		38		60.2	34.5	527	
	1990.11- 2003.04	MT/AT		F	Bus Engine AAF/ACU/AEN/AEU	861003	Outer Joint		38	33	60.2	34.5	65	I
	1990.11- 2003.04	MT/AT		F	Bus Engine AAF/ACU/AEN/AEU	861004	Outer Joint	48T	38	33	60.2	34.5	65	I
	1990.11- 2003.04	MT	L	F	Bus Engine AAF/ACU/AEN/AEU	261004	Drive Shaft	48T	38		60.2	34.5	540.8	
	1990.11- 2003.04	MT/AT	R	F	Bus Engine AAF/ACU/AEN/AEU	261004	Drive Shaft	48T	38		60.2	34.5	540.8	
	1990.11- 2003.04	MT/AT		F	Bus Engine AAF/ACU/AEN/AEU	661001	Inner Joint			33		31.8		
	1990.11- 2003.04	MT/AT		F	Bus Engine AAF/ACU/AEN/AEU	661002	Inner Joint			28		31.8		
	1990.11- 2003.04	MT/AT		F	Bus Engine AAF/ACU/AEN/AEU	861005	Outer Joint		38	27	60.2	34.5	65	I
2.5 (85 kW)	1990.11- 2003.04	MT/AT		F	Bus Engine AAF/ACU/AEN/AEU	861006	Outer Joint	48T	38	27	60.2	34.5	65	I
	1996.08- 2003.04	MT	L/R	F	Bus Engine AET/APL/AVT	261003	Drive Shaft		38		60.2	34.5	540.8	
	1996.08- 2003.04	MT	L/R	F	Bus Engine AET/APL/AVT	261004	Drive Shaft	48T	38		60.2	34.5	540.8	
	1996.08- 2003.04	MT/AT		F	Bus Engine AET/APL/AVT	661002	Inner Joint			28		31.8		
	1996.08- 2003.04	MT/AT		F	Bus Engine AET/APL/AVT	861005	Outer Joint		38	27	60.2	34.5	65	I
2.5 Syncro (81 kW)	1996.08- 2003.04	MT/AT		F	Bus Engine AET/APL/AVT	861006	Outer Joint	48T	38	27	60.2	34.5	65	I
	1992.11- 2003.04	MT/AT		F	All-wheel Drive Bus Engine AAF/ACU/AEN/AEU	861003	Outer Joint		38	33	60.2	34.5	65	I
	1992.11- 2003.04	MT/AT		F	All-wheel Drive Bus Engine AAF/ACU/AEN/AEU	861004	Outer Joint	48T	38	33	60.2	34.5	65	I
	1992.11- 2003.04	MT/AT		F	All-wheel Drive Bus Engine AAF/ACU/AEN/AEU	661002	Inner Joint			28		31.8		
	1992.11- 2003.04	MT/AT		F	All-wheel Drive Bus Engine AAF/ACU/AEN/AEU	861005	Outer Joint		38	27	60.2	34.5	65	I
2.5 Syncro (85 kW)	1992.11- 2003.04	MT/AT		F	All-wheel Drive Bus Engine AAF/ACU/AEN/AEU	861006	Outer Joint	48T	38	27	60.2	34.5	65	I
	1996.07- 2003.04	MT/AT		F	All-wheel Drive Bus Engine AET/APL/AVT	661002	Inner Joint			28		31.8		
	1996.07- 2003.04	MT/AT		F	All-wheel Drive Bus Engine AET/APL/AVT	861005	Outer Joint		38	27	60.2	34.5	65	I
2.5 TDi (111 kW)	1996.07- 2003.04	MT/AT		F	All-wheel Drive Bus Engine AET/APL/AVT	861006	Outer Joint	48T	38	27	60.2	34.5	65	I
	1998.05- 2003.04	5MT		F	Bus Engine AHY/AXG	661030	Inner Joint			30		32		
2.5 TDi (65 kW)	1998.05- 2003.04	5MT		F	Bus Engine AHY/AXG	861006	Outer Joint	48T	38	27	60.2	34.5	65	I
	1998.05- 2003.04	MT	L/R	F	Bus Engine AJT/AYY	261003	Drive Shaft		38		60.2	34.5	540.8	
	1998.05- 2003.04	MT	L/R	F	Bus Engine AJT/AYY	261004	Drive Shaft	48T	38		60.2	34.5	540.8	
	1998.05- 2003.04	MT		F	Bus Engine AJT/AYY	661002	Inner Joint			28		31.8		
	1998.05- 2003.04	MT		F	Bus Engine AJT/AYY	861005	Outer Joint		38	27	60.2	34.5	65	I
2.5 TDi (75 kW)	1998.05- 2003.04	MT		F	Bus Engine AJT/AYY	861006	Outer Joint	48T	38	27	60.2	34.5	65	I
	1995.09- 2003.04	MT/AT	R	F	Bus Engine AYC/AUF/ACV	261120	Drive Shaft		38		60.2	34.5	529	
	1995.09- 2003.04	MT	L/R	F	Bus Engine AYC/AUF/ACV	261003	Drive Shaft		38		60.2	34.5	540.8	
	1995.09- 2003.04	MT/AT	R	F	Bus Engine AYC/AUF/ACV	261003	Drive Shaft		38		60.2	34.5	540.8	
	1995.09- 2003.04	MT	L/R	F	Bus Engine AYC/AUF/ACV	261004	Drive Shaft	48T	38		60.2	34.5	540.8	
	1995.09- 2003.04	MT/AT	R	F	Bus Engine AYC/AUF/ACV	261004	Drive Shaft	48T	38		60.2	34.5	540.8	
	1995.09- 2003.04	MT/AT		F	Bus Engine AYC/AUF/ACV	661002	Inner Joint			28		31.8		
	1995.09- 2003.04	MT/AT		F	Bus Engine AYC/AUF/ACV	861005	Outer Joint		38	27	60.2	34.5	65	I
	1995.09- 2003.04	MT	L/R	F	Bus Engine AYC/AUF/ACV	261052	Drive Shaft	48T	38		60.2	34.5	529	
	1995.09- 2003.04	MT	L/R	F	Bus Engine AYC/AUF/ACV	261034	Drive Shaft		38		60.2	34.5	529	
2.5 TDi Syncro (75 kW)	1995.09- 2003.04	MT/AT		F	Bus Engine AYC/AUF/ACV	861006	Outer Joint	48T	38	27	60.2	34.5	65	I
	1996.01- 2003.04	MT/AT		F	All-wheel Drive Bus Engine ACV/AXL	661002	Inner Joint			28		31.8		
	1996.01- 2003.04	MT/AT		F	All-wheel Drive Bus Engine ACV/AXL	861005	Outer Joint		38	27	60.2	34.5	65	I
2.8 VR6 (103 kW)	1996.01- 2003.04	MT/AT		F	All-wheel Drive Bus Engine ACV/AXL	861006	Outer Joint	48T	38	27	60.2	34.5	65	I
	1995.11- 2000.04	MT/AT		F	Bus Engine AES	861006	Outer Joint	48T	38	27	60.2	34.5	65	I
	1995.11- 2000.04	MT	L	F	Bus Engine AES	261003	Drive Shaft		38		60.2	34.5	540.8	
	1995.11- 2000.04	MT/AT	R	F	Bus Engine AES	261003	Drive Shaft		38		60.2	34.5	540.8	
	1995.11- 2000.04	MT	L	F	Bus Engine AES	261004	Drive Shaft	48T	38		60.2	34.5	540.8	
	1995.11- 2000.04	MT/AT	R	F	Bus Engine AES	261004	Drive Shaft	48T	38		60.2	34.5	540.8	
	1995.11- 2000.04	MT/AT		F	Bus Engine AES	661002	Inner Joint			28		31.8		
2.8 VR6 (150 kW)	1995.11- 2000.04	MT/AT		F	Bus Engine AES	861005	Outer Joint		38	27	60.2	34.5	65	I
	2000.04- 2003.04			F	Bus Engine AMV	861006	Outer Joint	48T	38	27	60.2	34.5	65	I
	2000.04- 2003.04			F	Bus Engine AMV	661030	Inner Joint			30		32		
TRANSPORTER / CARAVELLE V (7HB, 7HJ, 7EB, 7EJ, 7EF)														
1.9 TDi (62 kW)	2006.01- 2009.11	MT		F	Bus Engine BRR	661041	Inner Joint			28		32		
	2006.01- 2009.11	5MT		F	Bus Engine BRR	261190	Stub Shaft		26	37	50		136.5	
	2006.01- 2009.11		L	F	Bus Engine BRR	261105	Drive Shaft		38		63	102.5	645	
	2006.01- 2009.11		R	F	Bus Engine BRR	203246	Drive Shaft		38	26	63	102.5	858	
	2006.01- 2009.11	6MT		F	Bus Engine BRR	261191	Stub Shaft		26	42	60		135.5	
	2006.01- 2009.11	MT		F	Bus Engine BRR	661020	Inner Joint		26	28	50	205.5	63	
1.9 TDi (63 kW)	2003.04- 2009.11	MT		F	Bus Engine AXC	661041	Inner Joint			28		32		
	2003.04- 2009.11	5MT		F	Bus Engine AXC	261190	Stub Shaft		26	37	50		136.5	
	2003.04- 2009.11			F	Bus Engine AXC	861009	Outer Joint		38	27	63	102	66	M
	2003.04- 2009.11	5MT	L	F	Bus Engine AXC	261105	Drive Shaft		38		63	102.5	645	





	 YEAR	TRANSM	L/R	F/R	REMARKS	GSP Ref.	 PRODUCT	 ABS	Technical Specifications								
									A	B	C	H	L	P			
VOLKSWAGEN																	
TRANSPORTER / CARAVELLE V (7HB, 7HJ, 7EB, 7EJ, 7EF)																	
1.9 TDi (63 kW)	2003.04- 2009.11	5MT	R	F	Bus Engine AXC	203246	Drive Shaft		38	26	63	102.5	858				
	2003.04- 2009.11	6MT		F	Bus Engine AXC	261191	Stub Shaft		26	42	60			135.5			
	2003.04- 2009.11	MT		F	Bus Engine AXC	661020	Inner Joint		26	28	50	205.5	63				
1.9 TDi (75 kW)	2006.06- 2009.11	MT		F	Bus Engine BRS	661041	Inner Joint			28		32					
	2006.06- 2009.11	5MT		F	Bus Engine BRS	261190	Stub Shaft		26	37	50			136.5			
	2006.06- 2009.11		L	F	Bus Engine BRS	261105	Drive Shaft		38		63	102.5	645				
	2006.06- 2009.11		R	F	Bus Engine BRS	203246	Drive Shaft		38	26	63	102.5	858				
	2006.06- 2009.11	6MT		F	Bus Engine BRS	261191	Stub Shaft		26	42	60			135.5			
	2006.06- 2009.11	MT		F	Bus Engine BRS	661020	Inner Joint		26	28	50	205.5	63				
1.9 TDi (77 kW)	2003.04- 2009.11	MT		F	Bus Engine AXB	661041	Inner Joint			28		32					
	2003.04- 2009.11	5MT		F	Bus Engine AXB	261190	Stub Shaft		26	37	50			136.5			
	2003.04- 2009.11			F	Bus Engine AXB	861009	Outer Joint		38	27	63	102	66	M			
	2003.04- 2009.11	5MT	L	F	Bus Engine AXB	261105	Drive Shaft		38		63	102.5	645				
	2003.04- 2009.11	5MT	R	F	Bus Engine AXB	203246	Drive Shaft		38	26	63	102.5	858				
	2003.04- 2009.11	6MT		F	Bus Engine AXB	261191	Stub Shaft		26	42	60			135.5			
	2003.04- 2009.11	MT		F	Bus Engine AXB	661020	Inner Joint		26	28	50	205.5	63				
2.0 (85 kW)	2003.11-	MT		F	Bus Engine AXA	661041	Inner Joint			28		32					
	2003.11-	5MT		F	Bus Engine AXA	261190	Stub Shaft		26	37	50			136.5			
	2003.11-			F	Bus Engine AXA	861009	Outer Joint		38	27	63	102	66	M			
	2003.11-	5MT	L	F	Bus Engine AXA	261105	Drive Shaft		38		63	102.5	645				
	2003.11-	5MT	R	F	Bus Engine AXA	203246	Drive Shaft		38	26	63	102.5	858				
	2003.11-	6MT		F	Bus Engine AXA	261191	Stub Shaft		26	42	60			135.5			
	2003.11-	MT		F	Bus Engine AXA	661020	Inner Joint		26	28	50	205.5	63				
2.0 BitDi (132 kW)	2009.09-	5MT		F	Bus Engine CFCA	261190	Stub Shaft		26	37	50			136.5			
	2009.09-	AT		F	Bus Engine CFCA	861011	Outer Joint		38	29	63	102.5	70	M			
	2009.09-	6MT		F	Bus Engine CFCA	261191	Stub Shaft		26	42	60			135.5			
2.0 BitDi 4motion (132 kW)	2009.09-	5MT			All-wheel Drive Bus Engine CFCA	261190	Stub Shaft		26	37	50			136.5			
	2009.09-				All-wheel Drive Bus Engine CFCA	861011	Outer Joint		38	29	63	102.5	70	M			
	2009.09-	6MT			All-wheel Drive Bus Engine CFCA	261191	Stub Shaft		26	42	60			135.5			
2.0 TDi (100 kW)	2010.05-	5MT		F	Bus Engine CAAE/CCHB	261190	Stub Shaft		26	37	50			136.5			
	2010.05-	6MT		F	Bus Engine CAAE/CCHB	261191	Stub Shaft		26	42	60			135.5			
2.0 TDi (103 kW)	2009.09-	5MT		F	Bus Engine CAAC/CCHA	261190	Stub Shaft		26	37	50			136.5			
	2009.09-	AT		F	Bus Engine CAAC/CCHA	861011	Outer Joint		38	29	63	102.5	70	M			
	2009.09-	6MT		F	Bus Engine CAAC/CCHA	261191	Stub Shaft		26	42	60			135.5			
2.0 TDi (62 kW)	2009.09-	5MT		F	Bus Engine CAAA	261190	Stub Shaft		26	37	50			136.5			
	2009.09-	6MT		F	Bus Engine CAAA	261191	Stub Shaft		26	42	60			135.5			
2.0 TDi (75 kW)	2009.09-	5MT		F	Bus Engine CAAB	261190	Stub Shaft		26	37	50			136.5			
	2009.09-	6MT		F	Bus Engine CAAB	261191	Stub Shaft		26	42	60			135.5			
2.0 TDi (84 kW)	2011.05-	5MT		F	Bus Engine CAAD	261190	Stub Shaft		26	37	50			136.5			
	2011.05-	6MT		F	Bus Engine CAAD	261191	Stub Shaft		26	42	60			135.5			
2.0 TDi 4motion (100 kW)	2010.05-	5MT			All-wheel Drive Bus Engine CAAE/CCHB	261190	Stub Shaft		26	37	50			136.5			
	2010.05-	6MT			All-wheel Drive Bus Engine CAAE/CCHB	261191	Stub Shaft		26	42	60			135.5			
2.0 TDi 4motion (103 kW)	2009.09-	5MT			All-wheel Drive Bus Engine CAAC/CCHA	261190	Stub Shaft		26	37	50			136.5			
	2009.09-				All-wheel Drive Bus Engine CAAC/CCHA	861011	Outer Joint		38	29	63	102.5	70	M			
	2009.09-	6MT			All-wheel Drive Bus Engine CAAC/CCHA	261191	Stub Shaft		26	42	60			135.5			
2.0 TSi (110 kW)	2012.07-	5MT		F	Bus Engine CJKB	261190	Stub Shaft		26	37	50			136.5			
	2012.07-	6MT		F	Bus Engine CJKB	261191	Stub Shaft		26	42	60			135.5			
2.0 TSi (150 kW)	2011.05-	5MT		F	Bus Engine CJKA	261190	Stub Shaft		26	37	50			136.5			
	2011.05-	6MT		F	Bus Engine CJKA	261191	Stub Shaft		26	42	60			135.5			
2.0 TSi 4motion (150 kW)	2011.07-	5MT			All-wheel Drive Bus Engine CJKA	261190	Stub Shaft		26	37	50			136.5			
	2011.07-	6MT			All-wheel Drive Bus Engine CJKA	261191	Stub Shaft		26	42	60			135.5			
2.5 TDi (120 kW)	2003.11- 2009.11	MT		F	Bus Engine BLJ	661021	Inner Joint		26	30	50	288	78				
	2003.11- 2009.11	MT		F	Bus Engine BLJ	661029	Inner Joint		26	30	46.8	53	79				
	2003.11- 2009.11	5MT		F	Bus Engine BLJ	261190	Stub Shaft		26	37	50			136.5			
	2003.11- 2009.11		R	F	Bus Engine BLJ	261140	Drive Shaft		38	26	63	102.5	873				
	2003.11- 2009.11		L	F	Bus Engine BLJ	261084	Drive Shaft		38	26	63	102.5	613				
2.5 TDi (128 kW)	2003.11- 2009.11	6MT		F	Bus Engine BLJ	261191	Stub Shaft		26	42	60			135.5			
	2003.04- 2009.11	MT		F	Bus Engine AXE/BPC	661021	Inner Joint		26	30	50	288	78				
	2003.04- 2009.11	MT		F	Bus Engine AXE/BPC	661029	Inner Joint		26	30	46.8	53	79				
	2003.04- 2009.11	5MT		F	Bus Engine AXE/BPC	261190	Stub Shaft		26	37	50			136.5			
	2003.04- 2009.11	AT	R	F	Bus Engine AXE/BPC	261210	Drive Shaft		38	26	63	102.5	925				
2003.04- 2009.11	MT	R	F	Bus Engine AXE/BPC	261140	Drive Shaft		38	26	63	102.5	873					





	 YEAR	TRANSM	L/R	F/R	REMARKS	GSP Ref.	 PRODUCT	 ABS	Technical Specifications					
									A	B	C	H	L	P
VOLKSWAGEN														
TRANSPORTER / CARAVELLE V (7HB, 7HJ, 7EB, 7EJ, 7EF)														
2.5 TDi (128 kW)	2003.04- 2009.11	MT	L	F	Bus Engine AXE/BPC	261084	Drive Shaft		38	26	63	102.5	613	
	2003.04- 2009.11			F	Bus Engine AXE/BPC	861011	Outer Joint		38	29	63	102.5	70	M
	2003.04- 2009.11	6MT		F	Bus Engine AXE/BPC	261191	Stub Shaft		26	42	60		135.5	
2.5 TDi (96 kW)	2003.04- 2009.11	5MT		F	Bus Engine AXD/BNZ	261190	Stub Shaft		26	37	50		136.5	
	2003.04- 2009.11	6AT	R	F	Bus Engine AXD/BNZ	261210	Drive Shaft		38	26	63	102.5	925	
	2003.04- 2009.11	6MT	R	F	Bus Engine AXD/BNZ	261140	Drive Shaft		38	26	63	102.5	873	
	2003.04- 2009.11	6MT	L	F	Bus Engine AXD/BNZ	261084	Drive Shaft		38	26	63	102.5	613	
	2003.04- 2009.11			F	Bus Engine AXD/BNZ	861011	Outer Joint		38	29	63	102.5	70	M
	2003.04- 2009.11	6MT		F	Bus Engine AXD/BNZ	261191	Stub Shaft		26	42	60		135.5	
2.5 TDi 4motion (128 kW)	2004.07- 2009.11	MT		F	All-wheel Drive Bus Engine AXE/BPC	661029	Inner Joint		26	30	46.8	53	79	
	2004.07- 2009.11	5MT			All-wheel Drive Bus Engine AXE/BPC	261190	Stub Shaft		26	37	50		136.5	
	2004.07- 2009.11		R	F	All-wheel Drive Bus Engine AXE/BPC	261210	Drive Shaft		38	26	63	102.5	925	
	2004.07- 2009.11	6MT	L	F	All-wheel Drive Bus Engine AXE/BPC	261084	Drive Shaft		38	26	63	102.5	613	
	2004.07- 2009.11				All-wheel Drive Bus Engine AXE/BPC	861011	Outer Joint		38	29	63	102.5	70	M
	2004.07- 2009.11	6MT			All-wheel Drive Bus Engine AXE/BPC	261191	Stub Shaft		26	42	60		135.5	
2.5 TDi 4motion (96 kW)	2004.07- 2009.11	MT		F	All-wheel Drive Bus Engine AXD/BNZ	661029	Inner Joint		26	30	46.8	53	79	
	2004.07- 2009.11	5MT			All-wheel Drive Bus Engine AXD/BNZ	261190	Stub Shaft		26	37	50		136.5	
	2004.07- 2009.11	6MT	L	F	All-wheel Drive Bus Engine AXD/BNZ	261084	Drive Shaft		38	26	63	102.5	613	
	2004.07- 2009.11				All-wheel Drive Bus Engine AXD/BNZ	861011	Outer Joint		38	29	63	102.5	70	M
	2004.07- 2009.11	6MT			All-wheel Drive Bus Engine AXD/BNZ	261191	Stub Shaft		26	42	60		135.5	
3.2 V6 (170 kW)	2004.02- 2004.06	5MT		F	Bus Engine BDL	261190	Stub Shaft		26	37	50		136.5	
	2004.02- 2004.06	AT		F	Bus Engine BDL	861011	Outer Joint		38	29	63	102.5	70	M
	2004.02- 2004.06	6MT		F	Bus Engine BDL	261191	Stub Shaft		26	42	60		135.5	
3.2 V6 (173 kW)	2004.02- 2009.11	5MT		F	Bus Engine BKK/CFLA	261190	Stub Shaft		26	37	50		136.5	
	2004.02- 2009.11	AT		F	Bus Engine BKK/CFLA	861011	Outer Joint		38	29	63	102.5	70	M
	2004.02- 2009.11	6MT		F	Bus Engine BKK/CFLA	261191	Stub Shaft		26	42	60		135.5	
3.2 V6 4motion (173 kW)	2003.11- 2009.11	5MT			All-wheel Drive Bus Engine BKK/CFLA	261190	Stub Shaft		26	37	50		136.5	
	2003.11- 2009.11				All-wheel Drive Bus Engine BKK/CFLA	861011	Outer Joint		38	29	63	102.5	70	M
	2003.11- 2009.11	6MT			All-wheel Drive Bus Engine BKK/CFLA	261191	Stub Shaft		26	42	60		135.5	
TRANSPORTER II														
1.6 (34 kW)	1967.08- 1970.07	MT/AT		R	Bus Engine AF	661003	Inner Joint			33		32		
1.6 (37 kW)	1968.08- 1979.07	MT/AT		R	Platform/Chassis Engine AD/AS	661003	Inner Joint			33		32		
	1970.08- 1979.04	MT/AT		R	Box Engine AD/AE/AS	661003	Inner Joint			33		32		
1.7 (49 kW)	1971.08- 1973.10	MT/AT		R	Bus Engine CA/CB	661003	Inner Joint			33		32		
	1971.08- 1973.12	MT/AT		R	Box Engine CA/CB	661003	Inner Joint			33		32		
1.8 (50 kW)	1973.11- 1975.07	MT/AT		R	Box Engine AP	661003	Inner Joint			33		32		
2.0 (51 kW)	1975.08- 1979.07	MT/AT		R	Box Engine CJ/GD/GE	661003	Inner Joint			33		32		
TRANSPORTER III														
1.6 (37 kW)	1979.05- 1982.12	MT/AT		R	Box Engine CT	661003	Inner Joint			33		32		
1.6 D (37 kW)	1981.01- 1987.07	MT	L/R	R	Box Engine CS	261005	Drive Shaft					32	540	
	1981.01- 1987.07	MT	L/R	R	Platform/Chassis Engine CS	261005	Drive Shaft					32	540	
	1981.01- 1987.07	MT		R	Box Engine CS	661003	Inner Joint			33		32		
	1981.01- 1987.07	MT		R	Platform/Chassis Engine CS	661003	Inner Joint			33		32		
1.6 TD (51 kW)	1984.10- 1992.07	MT	L/R	R	Box Engine JX	261005	Drive Shaft					32	540	
	1984.10- 1992.07	MT	L/R	R	Platform/Chassis Engine JX	261005	Drive Shaft					32	540	
	1984.10- 1992.07	MT		R	Box Engine JX	661003	Inner Joint			33		32		
	1984.10- 1992.07	MT		R	Platform/Chassis Engine JX	661003	Inner Joint			33		32		
1.6 TD Syncro (51 kW)	1986.03- 1992.07	MT	L/R	R	All-wheel Drive Box Engine JX	261005	Drive Shaft					32	540	
	1986.03- 1992.07	MT	L/R	R	All-wheel Drive Platform/Chassis Engine JX	261005	Drive Shaft					32	540	
	1986.03- 1992.07	MT		R	All-wheel Drive Box Engine JX	603001	Inner Joint			28		32		
	1986.03- 1992.07	MT		R	All-wheel Drive Platform/Chassis Engine JX	603001	Inner Joint			28		32		
	1986.03- 1992.07	MT		R	All-wheel Drive Box Engine JX	661003	Inner Joint			33		32		
	1986.03- 1992.07	MT		R	All-wheel Drive Platform/Chassis Engine JX	661003	Inner Joint			33		32		
	1986.03- 1992.07	MT	L/R	F	All-wheel Drive Box Engine JX	261092	Drive Shaft		26		65	104	712	
1.7 D (42 kW)	1989.07- 1992.07	MT	L/R	R	Box Engine KY	261005	Drive Shaft					32	540	
	1989.07- 1992.07	MT	L/R	R	Platform/Chassis Engine KY	261005	Drive Shaft					32	540	
	1989.07- 1992.07	MT		R	Box Engine KY	661003	Inner Joint			33		32		
	1989.07- 1992.07	MT		R	Platform/Chassis Engine KY	661003	Inner Joint			33		32		
1.9 (44 kW)	1982.09- 1992.07	MT	L/R	R	Platform/Chassis Engine DF	261005	Drive Shaft					32	540	
	1982.09- 1992.07	MT/AT		R	Platform/Chassis Engine DF	661003	Inner Joint			33		32		
	1982.10- 1992.07	MT	L/R	R	Box Engine DF	261005	Drive Shaft					32	540	





	 YEAR	TRANSM	L/R	F/R	REMARKS	GSP Ref.	 PRODUCT	 ABS	Technical Specifications									
									A	B	C	H	L	P				
VOLKSWAGEN TRANSPORTER III																		
1.9 (44 kW)	1982.10- 1992.07	MT/AT		R	Box Engine DF	661003	Inner Joint			33		32						
1.9 (57 kW)	1982.08- 1992.07	MT	L/R	R	Platform/Chassis Engine DG	261005	Drive Shaft					32	540					
	1982.08- 1992.07	MT/AT		R	Platform/Chassis Engine DG	661003	Inner Joint		33		32							
	1982.10- 1992.07	MT	L/R	R	Box Engine DG	261005	Drive Shaft					32	540					
	1982.10- 1992.07	MT/AT		R	Box Engine DG	661003	Inner Joint		33		32							
1.9 (61 kW)	1984.10- 1989.02	MT	L/R	R	Box Engine DH	261005	Drive Shaft					32	540					
	1984.10- 1989.02	MT	L/R	R	Platform/Chassis Engine DH	261005	Drive Shaft					32	540					
	1984.10- 1989.02	MT/AT		R	Box Engine DH	661003	Inner Joint		33		32							
	1984.10- 1989.02	MT/AT		R	Platform/Chassis Engine DH	661003	Inner Joint		33		32							
1.9 (66 kW)	1983.08- 1989.02	MT	L/R	R	Box Engine GW	261005	Drive Shaft					32	540					
	1983.08- 1989.02	MT/AT		R	Box Engine GW	661003	Inner Joint		33		32							
1.9 Syncro (57 kW)	1984.11- 1992.07	MT	L/R	R	All-wheel Drive Box Engine DG	261005	Drive Shaft					32	540					
	1984.11- 1992.07	MT		R	All-wheel Drive Box Engine DG	603001	Inner Joint		28		32							
	1984.11- 1992.07	MT		R	All-wheel Drive Box Engine DG	661003	Inner Joint		33		32							
	1984.11- 1992.07	MT	L/R	F	All-wheel Drive Box Engine DG	261092	Drive Shaft	26		65	104	712						
	1984.12- 1992.07	MT	L/R	F	All-wheel Drive Platform/Chassis Engine DG	261092	Drive Shaft	26		65	104	712						
	1984.12- 1992.07	MT	L/R	R	All-wheel Drive Platform/Chassis Engine DG	261005	Drive Shaft					32	540					
	1984.12- 1992.07	MT		R	All-wheel Drive Platform/Chassis Engine DG	603001	Inner Joint		28		32							
	1984.12- 1992.07	MT		R	All-wheel Drive Platform/Chassis Engine DG	661003	Inner Joint		33		32							
2.0 (51 kW)	1979.05- 1986.04	MT/AT		R	Box Engine CU	661003	Inner Joint		33		32							
	1979.05- 1986.04	MT/AT		R	Platform/Chassis Engine CU	661003	Inner Joint		33		32							
2.1 (70 kW)	1985.08- 1992.07	MT	L/R	R	Box Engine MV	261005	Drive Shaft					32	540					
	1985.08- 1992.07	MT	L/R	R	Platform/Chassis Engine MV	261005	Drive Shaft					32	540					
	1985.08- 1992.07	MT/AT		R	Box Engine MV	661003	Inner Joint		33		32							
	1985.08- 1992.07	MT/AT		R	Platform/Chassis Engine MV	661003	Inner Joint		33		32							
2.1 (82 kW)	1986.03- 1992.07	MT	L/R	R	Box Engine DJ	261005	Drive Shaft					32	540					
	1986.03- 1992.07	MT	L/R	R	Platform/Chassis Engine DJ	261005	Drive Shaft					32	540					
	1986.03- 1992.07	MT/AT		R	Box Engine DJ	661003	Inner Joint		33		32							
	1986.03- 1992.07	MT/AT		R	Platform/Chassis Engine DJ	661003	Inner Joint		33		32							
2.1 i (68 kW)	1989.07- 1992.07	MT	L/R	R	Box Engine SS	261005	Drive Shaft					32	540					
	1989.07- 1992.07	MT	L/R	R	Platform/Chassis Engine SS	261005	Drive Shaft					32	540					
	1989.07- 1992.07	MT/AT		R	Box Engine SS	661003	Inner Joint		33		32							
	1989.07- 1992.07	MT/AT		R	Platform/Chassis Engine SS	661003	Inner Joint		33		32							
2.1 Syncro (70 kW)	1985.08- 1992.07	MT	L/R	F	All-wheel Drive Box Engine MV	261092	Drive Shaft	26		65	104	712						
	1985.08- 1992.07	MT	L/R	F	All-wheel Drive Platform/Chassis Engine MV	261092	Drive Shaft	26		65	104	712						
	1985.08- 1992.07	MT	L/R	R	All-wheel Drive Box Engine MV	261005	Drive Shaft					32	540					
	1985.08- 1992.07	MT	L/R	R	All-wheel Drive Platform/Chassis Engine MV	261005	Drive Shaft					32	540					
	1985.08- 1992.07	MT		R	All-wheel Drive Box Engine MV	603001	Inner Joint		28		32							
	1985.08- 1992.07	MT		R	All-wheel Drive Platform/Chassis Engine MV	603001	Inner Joint		28		32							
	1985.08- 1992.07	MT		R	All-wheel Drive Box Engine MV	661003	Inner Joint		33		32							
	1985.08- 1992.07	MT		R	All-wheel Drive Platform/Chassis Engine MV	661003	Inner Joint		33		32							
2.1 Syncro (82 kW)	1986.03- 1992.07	MT	L/R	F	All-wheel Drive Box Engine DJ	261092	Drive Shaft	26		65	104	712						
	1986.03- 1992.07	MT	L/R	F	All-wheel Drive Platform/Chassis Engine DJ	261092	Drive Shaft	26		65	104	712						
	1986.03- 1992.07	MT	L/R	R	All-wheel Drive Box Engine DJ	261005	Drive Shaft					32	540					
	1986.03- 1992.07	MT	L/R	R	All-wheel Drive Platform/Chassis Engine DJ	261005	Drive Shaft					32	540					
	1986.03- 1992.07	MT		R	All-wheel Drive Box Engine DJ	603001	Inner Joint		28		32							
	1986.03- 1992.07	MT		R	All-wheel Drive Platform/Chassis Engine DJ	603001	Inner Joint		28		32							
	1986.03- 1992.07	MT		R	All-wheel Drive Box Engine DJ	661003	Inner Joint		33		32							
	1986.03- 1992.07	MT		R	All-wheel Drive Platform/Chassis Engine DJ	661003	Inner Joint		33		32							
TRANSPORTER IV (70XA)																		
1.9 D (45 kW)	1990.07- 1995.12	MT	L/R	F	Box Engine 1X	261120	Drive Shaft		38		60.2	34.5	529					
	1990.07- 1995.12	MT	L/R	F	Box Engine 1X	261003	Drive Shaft		38		60.2	34.5	540.8					
	1990.07- 1995.12	MT	L/R	F	Box Engine 1X	261119	Drive Shaft		38		60.2	34.5	527					
	1990.07- 1995.12	MT		F	Box Engine 1X	861003	Outer Joint		38	33	60.2	34.5	65	I				
	1990.07- 1995.12	MT	L/R	F	Box Engine 1X	261004	Drive Shaft	48T	38		60.2	34.5	540.8					
	1990.07- 1995.12	MT		F	Box Engine 1X	861004	Outer Joint	48T	38	33	60.2	34.5	65	I				
	1990.07- 1995.12			F	Box Engine 1X	661001	Inner Joint			33		31.8						
	1990.07- 1995.12	MT		F	Box Engine 1X	661002	Inner Joint			28		31.8						
	1990.07- 1995.12			F	Box Engine 1X	648002	Inner Joint			28		32						
	1990.07- 1995.12	MT		F	Box Engine 1X	861005	Outer Joint		38	27	60.2	34.5	65	I				
	1990.07- 1995.12	MT		F	Box Engine 1X	861006	Outer Joint	48T	38	27	60.2	34.5	65	I				





	 YEAR	TRANSM	L/R	F/R	REMARKS	GSP Ref.	 PRODUCT	 ABS	Technical Specifications										
									A	B	C	H	L	P					
VOLKSWAGEN																			
TRANSPORTER IV (70XA)																			
1.9 TD (50 kW)	1992.10- 2003.04	MT	L/R	F	Box Engine ABL	261120	Drive Shaft		38		60.2	34.5	529						
	1992.10- 2003.04	MT	L/R	F	Box Engine ABL	261003	Drive Shaft		38		60.2	34.5	540.8						
	1992.10- 2003.04	MT	L/R	F	Box Engine ABL	261119	Drive Shaft		38		60.2	34.5	527						
	1992.10- 2003.04	MT		F	Box Engine ABL	861003	Outer Joint		38	33	60.2	34.5	65	I					
	1992.10- 2003.04	MT	L/R	F	Box Engine ABL	261004	Drive Shaft	48T	38		60.2	34.5	540.8						
	1992.10- 2003.04	MT		F	Box Engine ABL	861004	Outer Joint	48T	38	33	60.2	34.5	65	I					
	1992.10- 2003.04			F	Box Engine ABL	661001	Inner Joint				33		31.8						
	1992.10- 2003.04	MT		F	Box Engine ABL	661002	Inner Joint				28		31.8						
	1992.10- 2003.04			F	Box Engine ABL	648002	Inner Joint				28		32						
	1992.10- 2003.04	MT		F	Box Engine ABL	861005	Outer Joint		38	27	60.2	34.5	65	I					
1992.10- 2003.04	MT		F	Box Engine ABL	861006	Outer Joint	48T	38	27	60.2	34.5	65	I						
2.0 (62 kW)	1990.07- 2003.04	MT	L/R	F	Box Engine AAC	261120	Drive Shaft		38		60.2	34.5	529						
	1990.07- 2003.04	MT	L/R	F	Box Engine AAC	261003	Drive Shaft		38		60.2	34.5	540.8						
	1990.07- 2003.04	MT	L/R	F	Box Engine AAC	261119	Drive Shaft		38		60.2	34.5	527						
	1990.07- 2003.04	MT		F	Box Engine AAC	861003	Outer Joint		38	33	60.2	34.5	65	I					
	1990.07- 2003.04	MT	L/R	F	Box Engine AAC	261004	Drive Shaft	48T	38		60.2	34.5	540.8						
	1990.07- 2003.04	MT		F	Box Engine AAC	861004	Outer Joint	48T	38	33	60.2	34.5	65	I					
	1990.07- 2003.04	MT/AT		F	Box Engine AAC	661001	Inner Joint				33		31.8						
	1990.07- 2003.04	MT		F	Box Engine AAC	661002	Inner Joint				28		31.8						
	1990.07- 2003.04			F	Box Engine AAC	648002	Inner Joint				28		32						
	1990.07- 2003.04	MT		F	Box Engine AAC	861005	Outer Joint		38	27	60.2	34.5	65	I					
1990.07- 2003.04	MT		F	Box Engine AAC	861006	Outer Joint	48T	38	27	60.2	34.5	65	I						
2.4 D (55 kW)	1997.08- 2003.04	AT	R	F	Box Engine AJA	261003	Drive Shaft		38		60.2	34.5	540.8						
	1997.08- 2003.04	MT	L/R	F	Box Engine AJA	261003	Drive Shaft		38		60.2	34.5	540.8						
	1997.08- 2003.04	AT	R	F	Box Engine AJA	261004	Drive Shaft	48T	38		60.2	34.5	540.8						
	1997.08- 2003.04	MT	L/R	F	Box Engine AJA	261004	Drive Shaft	48T	38		60.2	34.5	540.8						
	1997.08- 2003.04	MT/AT		F	Box Engine AJA	661002	Inner Joint				28		31.8						
	1997.08- 2003.04			F	Box Engine AJA	648002	Inner Joint				28		32						
	1997.08- 2003.04	MT/AT		F	Box Engine AJA	861005	Outer Joint		38	27	60.2	34.5	65	I					
	1997.08- 2003.04	MT/AT		F	Box Engine AJA	861006	Outer Joint	48T	38	27	60.2	34.5	65	I					
2.4 D (57 kW)	1990.07- 1998.04		L	F	Box Engine AAB	261120	Drive Shaft		38		60.2	34.5	529						
	1990.07- 1998.04	MT	L	F	Box Engine AAB	261003	Drive Shaft		38		60.2	34.5	540.8						
	1990.07- 1998.04	MT/AT	R	F	Box Engine AAB	261003	Drive Shaft		38		60.2	34.5	540.8						
	1990.07- 1998.04	MT	L	F	Box Engine AAB	261119	Drive Shaft		38		60.2	34.5	527						
	1990.07- 1998.04	MT/AT	R	F	Box Engine AAB	261119	Drive Shaft		38		60.2	34.5	527						
	1990.07- 1998.04	MT/AT		F	Box Engine AAB	861003	Outer Joint		38	33	60.2	34.5	65	I					
	1990.07- 1998.04	MT	L	F	Box Engine AAB	261004	Drive Shaft	48T	38		60.2	34.5	540.8						
	1990.07- 1998.04	MT/AT		F	Box Engine AAB	861004	Outer Joint	48T	38	33	60.2	34.5	65	I					
	1990.07- 1998.04	MT/AT	R	F	Box Engine AAB	261004	Drive Shaft	48T	38		60.2	34.5	540.8						
	1990.07- 1998.04	AT		F	Box Engine AAB	661001	Inner Joint				33		31.8						
	1990.07- 1998.04	MT/AT		F	Box Engine AAB	661002	Inner Joint				28		31.8						
	1990.07- 1998.04			F	Box Engine AAB	648002	Inner Joint				28		32						
1990.07- 1998.04	MT/AT		F	Box Engine AAB	861005	Outer Joint		38	27	60.2	34.5	65	I						
1990.07- 1998.04	MT/AT		F	Box Engine AAB	861006	Outer Joint	48T	38	27	60.2	34.5	65	I						
2.4 D Syncro (57 kW)	1992.10- 1998.09	AT			All-wheel Drive Box Engine AAB	661001	Inner Joint				33		31.8						
	1992.10- 1998.09	MT/AT		F	All-wheel Drive Box Engine AAB	661002	Inner Joint				28		31.8						
	1992.10- 1998.09				All-wheel Drive Box Engine AAB	648002	Inner Joint				28		32						
	1992.10- 1998.09	MT/AT		F	All-wheel Drive Box Engine AAB	861005	Outer Joint		38	27	60.2	34.5	65	I					
	1992.10- 1998.09	MT/AT		F	All-wheel Drive Box Engine AAB	861006	Outer Joint	48T	38	27	60.2	34.5	65	I					
2.5 (81 kW)	1990.11- 2003.04		L	F	Box Engine AAF/ACU/AEN/AEU	261120	Drive Shaft		38		60.2	34.5	529						
	1990.11- 2003.04	MT	L	F	Box Engine AAF/ACU/AEN/AEU	261003	Drive Shaft		38		60.2	34.5	540.8						
	1990.11- 2003.04	MT/AT	R	F	Box Engine AAF/ACU/AEN/AEU	261003	Drive Shaft		38		60.2	34.5	540.8						
	1990.11- 2003.04	MT	L	F	Box Engine AAF/ACU/AEN/AEU	261119	Drive Shaft		38		60.2	34.5	527						
	1990.11- 2003.04	MT/AT	R	F	Box Engine AAF/ACU/AEN/AEU	261119	Drive Shaft		38		60.2	34.5	527						
	1990.11- 2003.04	MT/AT		F	Box Engine AAF/ACU/AEN/AEU	861003	Outer Joint		38	33	60.2	34.5	65	I					
	1990.11- 2003.04	MT/AT		F	Box Engine AAF/ACU/AEN/AEU	861004	Outer Joint	48T	38	33	60.2	34.5	65	I					
	1990.11- 2003.04	MT	L	F	Box Engine AAF/ACU/AEN/AEU	261004	Drive Shaft	48T	38		60.2	34.5	540.8						
	1990.11- 2003.04	MT/AT	R	F	Box Engine AAF/ACU/AEN/AEU	261004	Drive Shaft	48T	38		60.2	34.5	540.8						
	1990.11- 2003.04	MT/AT		F	Box Engine AAF/ACU/AEN/AEU	661001	Inner Joint				33		31.8						
	1990.11- 2003.04	MT/AT		F	Box Engine AAF/ACU/AEN/AEU	661002	Inner Joint				28		31.8						
	1990.11- 2003.04			F	Box Engine AAF/ACU/AEN/AEU	648002	Inner Joint				28		32						
	1990.11- 2003.04	MT/AT		F	Box Engine AAF/ACU/AEN/AEU	861005	Outer Joint		38	27	60.2	34.5	65	I					





	 YEAR	TRANSM	L/R	F/R	REMARKS	GSP Ref.	 PRODUCT	 ABS	Technical Specifications							
									A	B	C	H	L	P		
VOLKSWAGEN TRANSPORTER IV (70XA)																
2.5 (81 kW)	1990.11- 2003.04	MT/AT		F	Box Engine AAF/ACU/AEN/AEU	861006	Outer Joint	48T	38	27	60.2	34.5	65	I		
2.5 (85 kW)	1996.08- 2003.04	MT	L/R	F	Box Engine AET/APL/AVT	261003	Drive Shaft		38		60.2	34.5	540.8			
	1996.08- 2003.04	MT	L/R	F	Box Engine AET/APL/AVT	261004	Drive Shaft	48T	38		60.2	34.5	540.8			
	1996.08- 2003.04	MT/AT		F	Box Engine AET/APL/AVT	661002	Inner Joint			28		31.8				
	1996.08- 2003.04	MT/AT		F	Box Engine AET/APL/AVT	861005	Outer Joint		38	27	60.2	34.5	65	I		
	1996.08- 2003.04	MT/AT		F	Box Engine AET/APL/AVT	861006	Outer Joint	48T	38	27	60.2	34.5	65	I		
2.5 Syncro (81 kW)	1992.10- 2003.04	MT/AT		F	All-wheel Drive Box Engine AAF/ACU/AEN/AEU	861003	Outer Joint		38	33	60.2	34.5	65	I		
	1992.10- 2003.04	MT/AT		F	All-wheel Drive Box Engine AAF/ACU/AEN/AEU	861004	Outer Joint	48T	38	33	60.2	34.5	65	I		
	1992.10- 2003.04	MT/AT		F	All-wheel Drive Box Engine AAF/ACU/AEN/AEU	661002	Inner Joint			28		31.8				
	1992.10- 2003.04	MT/AT		F	All-wheel Drive Box Engine AAF/ACU/AEN/AEU	861005	Outer Joint		38	27	60.2	34.5	65	I		
	1992.10- 2003.04	MT/AT		F	All-wheel Drive Box Engine AAF/ACU/AEN/AEU	861006	Outer Joint	48T	38	27	60.2	34.5	65	I		
2.5 Syncro (85 kW)	1996.08- 2003.04	MT/AT		F	All-wheel Drive Box Engine AET/APL/AVT	661002	Inner Joint			28		31.8				
	1996.08- 2003.04				All-wheel Drive Box Engine AET/APL/AVT	648002	Inner Joint			28		32				
	1996.08- 2003.04	MT/AT		F	All-wheel Drive Box Engine AET/APL/AVT	861005	Outer Joint		38	27	60.2	34.5	65	I		
	1996.08- 2003.04	MT/AT		F	All-wheel Drive Box Engine AET/APL/AVT	861006	Outer Joint	48T	38	27	60.2	34.5	65	I		
2.5 TDi (111 kW)	2000.09- 2003.04			F	Box Engine AXG	648002	Inner Joint			28		32				
	2000.09- 2003.04			F	Box Engine AXG	661030	Inner Joint			30		32				
	2000.09- 2003.04			F	Box Engine AXG	861006	Outer Joint	48T	38	27	60.2	34.5	65	I		
2.5 TDi (65 kW)	1998.12- 2003.04	MT	L/R	F	Box Engine AJT/AYY	261003	Drive Shaft		38		60.2	34.5	540.8			
	1998.12- 2003.04	MT	L/R	F	Box Engine AJT/AYY	261004	Drive Shaft	48T	38		60.2	34.5	540.8			
	1998.12- 2003.04	MT		F	Box Engine AJT/AYY	661002	Inner Joint			28		31.8				
	1998.12- 2003.04			F	Box Engine AJT/AYY	648002	Inner Joint			28		32				
	1998.12- 2003.04	MT		F	Box Engine AJT/AYY	861005	Outer Joint		38	27	60.2	34.5	65	I		
	1998.12- 2003.04	MT		F	Box Engine AJT/AYY	861006	Outer Joint	48T	38	27	60.2	34.5	65	I		
2.5 TDi (75 kW)	1995.09- 2003.04	MT/AT	R	F	Box Engine ACV/AUF/AYC	261120	Drive Shaft		38		60.2	34.5	529			
	1995.09- 2003.04	MT	L/R	F	Box Engine ACV/AUF/AYC	261003	Drive Shaft		38		60.2	34.5	540.8			
	1995.09- 2003.04	MT/AT	R	F	Box Engine ACV/AUF/AYC	261003	Drive Shaft		38		60.2	34.5	540.8			
	1995.09- 2003.04	MT	L/R	F	Box Engine ACV/AUF/AYC	261004	Drive Shaft	48T	38		60.2	34.5	540.8			
	1995.09- 2003.04	MT/AT	R	F	Box Engine ACV/AUF/AYC	261004	Drive Shaft	48T	38		60.2	34.5	540.8			
	1995.09- 2003.04	MT/AT		F	Box Engine ACV/AUF/AYC	661002	Inner Joint			28		31.8				
	1995.09- 2003.04			F	Box Engine ACV/AUF/AYC	648002	Inner Joint			28		32				
	1995.09- 2003.04	MT/AT		F	Box Engine ACV/AUF/AYC	861005	Outer Joint		38	27	60.2	34.5	65	I		
	1995.09- 2003.04	MT/AT		F	Box Engine ACV/AUF/AYC	861006	Outer Joint	48T	38	27	60.2	34.5	65	I		
	1995.09- 2003.04	MT	L/R	F	Box Engine ACV/AUF/AYC	261052	Drive Shaft	48T	38		60.2	34.5	529			
2.5 TDi Syncro (75 kW)	1995.09- 2003.04	MT/AT		F	All-wheel Drive Box Engine ACV/AXL	661002	Inner Joint			28		31.8				
	1995.09- 2003.04	MT/AT		F	All-wheel Drive Box Engine ACV/AXL	861005	Outer Joint		38	27	60.2	34.5	65	I		
	1995.09- 2003.04	MT/AT		F	All-wheel Drive Box Engine ACV/AXL	861006	Outer Joint	48T	38	27	60.2	34.5	65	I		
2.8 VR6 (150 kW)	2000.06- 2003.04	MT	L/R	F	Box Engine AMV	261003	Drive Shaft		38		60.2	34.5	540.8			
	2000.06- 2003.04	MT	L/R	F	Box Engine AMV	261004	Drive Shaft	48T	38		60.2	34.5	540.8			
TRANSPORTER IV (70XD)																
1.9 D (45 kW)	1990.07- 1995.12	MT		F	Platform/Chassis Engine 1X	861006	Outer Joint	48T	38	27	60.2	34.5	65	I		
	1990.07- 1995.12	MT	L/R	F	Platform/Chassis Engine 1X	261120	Drive Shaft		38		60.2	34.5	529			
	1990.07- 1995.12	MT	L/R	F	Platform/Chassis Engine 1X	261119	Drive Shaft		38		60.2	34.5	527			
	1990.07- 1995.12	MT	L/R	F	Platform/Chassis Engine 1X	261003	Drive Shaft		38		60.2	34.5	540.8			
	1990.07- 1995.12	MT		F	Platform/Chassis Engine 1X	861003	Outer Joint		38	33	60.2	34.5	65	I		
	1990.07- 1995.12	MT		F	Platform/Chassis Engine 1X	861004	Outer Joint	48T	38	33	60.2	34.5	65	I		
	1990.07- 1995.12	MT	L/R	F	Platform/Chassis Engine 1X	261004	Drive Shaft	48T	38		60.2	34.5	540.8			
	1990.07- 1995.12			F	Platform/Chassis Engine 1X	661001	Inner Joint			33		31.8				
	1990.07- 1995.12	MT		F	Platform/Chassis Engine 1X	661002	Inner Joint			28		31.8				
	1990.07- 1995.12	MT		F	Platform/Chassis Engine 1X	861005	Outer Joint		38	27	60.2	34.5	65	I		
1.9 TD (50 kW)	1992.10- 2003.04	MT		F	Platform/Chassis Engine ABL	861006	Outer Joint	48T	38	27	60.2	34.5	65	I		
	1992.10- 2003.04	MT	L/R	F	Platform/Chassis Engine ABL	261120	Drive Shaft		38		60.2	34.5	529			
	1992.10- 2003.04	MT	L/R	F	Platform/Chassis Engine ABL	261119	Drive Shaft		38		60.2	34.5	527			
	1992.10- 2003.04	MT	L/R	F	Platform/Chassis Engine ABL	261003	Drive Shaft		38		60.2	34.5	540.8			
	1992.10- 2003.04	MT		F	Platform/Chassis Engine ABL	861003	Outer Joint		38	33	60.2	34.5	65	I		
	1992.10- 2003.04	MT		F	Platform/Chassis Engine ABL	861004	Outer Joint	48T	38	33	60.2	34.5	65	I		
	1992.10- 2003.04	MT	L/R	F	Platform/Chassis Engine ABL	261004	Drive Shaft	48T	38		60.2	34.5	540.8			
	1992.10- 2003.04			F	Platform/Chassis Engine ABL	661001	Inner Joint			33		31.8				
	1992.10- 2003.04	MT		F	Platform/Chassis Engine ABL	661002	Inner Joint			28		31.8				
1992.10- 2003.04	MT		F	Platform/Chassis Engine ABL	861005	Outer Joint		38	27	60.2	34.5	65	I			





	 YEAR	TRANSM	L/R	F/R	REMARKS	GSP Ref.	 PRODUCT	 ABS	Technical Specifications									
									A	B	C	H	L	P				
VOLKSWAGEN TRANSPORTER IV (70XD)																		
2.0 (62 kW)	1990.07- 2003.04	MT		F	Platform/Chassis Engine AAC	861006	Outer Joint	48T	38	27	60.2	34.5	65	I				
	1990.07- 2003.04	MT	L/R	F	Platform/Chassis Engine AAC	261120	Drive Shaft		38		60.2	34.5	529					
	1990.07- 2003.04	MT	L/R	F	Platform/Chassis Engine AAC	261119	Drive Shaft		38		60.2	34.5	527					
	1990.07- 2003.04	MT	L/R	F	Platform/Chassis Engine AAC	261003	Drive Shaft		38		60.2	34.5	540.8					
	1990.07- 2003.04	MT		F	Platform/Chassis Engine AAC	861003	Outer Joint		38	33	60.2	34.5	65	I				
	1990.07- 2003.04	MT		F	Platform/Chassis Engine AAC	861004	Outer Joint	48T	38	33	60.2	34.5	65	I				
	1990.07- 2003.04	MT	L/R	F	Platform/Chassis Engine AAC	261004	Drive Shaft	48T	38		60.2	34.5	540.8					
	1990.07- 2003.04	MT/AT		F	Platform/Chassis Engine AAC	661001	Inner Joint			33		31.8						
	1990.07- 2003.04	MT		F	Platform/Chassis Engine AAC	661002	Inner Joint			28		31.8						
1990.07- 2003.04	MT		F	Platform/Chassis Engine AAC	861005	Outer Joint		38	27	60.2	34.5	65	I					
2.4 D (55 kW)	1997.08- 2003.04	MT/AT		F	Platform/Chassis Engine AJA	861006	Outer Joint	48T	38	27	60.2	34.5	65	I				
	1997.08- 2003.04	AT	R	F	Platform/Chassis Engine AJA	261003	Drive Shaft		38		60.2	34.5	540.8					
	1997.08- 2003.04	MT	L/R	F	Platform/Chassis Engine AJA	261003	Drive Shaft		38		60.2	34.5	540.8					
	1997.08- 2003.04	MT	L/R	F	Platform/Chassis Engine AJA	261004	Drive Shaft	48T	38		60.2	34.5	540.8					
	1997.08- 2003.04	MT/AT		F	Platform/Chassis Engine AJA	661002	Inner Joint			28		31.8						
	1997.08- 2003.04	MT/AT		F	Platform/Chassis Engine AJA	861005	Outer Joint		38	27	60.2	34.5	65	I				
2.4 D (57 kW)	1990.09- 1998.04	MT/AT		F	Platform/Chassis Engine AAB	861006	Outer Joint	48T	38	27	60.2	34.5	65	I				
	1990.09- 1998.04		L	F	Platform/Chassis Engine AAB	261120	Drive Shaft		38		60.2	34.5	529					
	1990.09- 1998.04	MT	L	F	Platform/Chassis Engine AAB	261119	Drive Shaft		38		60.2	34.5	527					
	1990.09- 1998.04	MT/AT	R	F	Platform/Chassis Engine AAB	261119	Drive Shaft		38		60.2	34.5	527					
	1990.09- 1998.04	MT	L	F	Platform/Chassis Engine AAB	261003	Drive Shaft		38		60.2	34.5	540.8					
	1990.09- 1998.04	MT/AT	R	F	Platform/Chassis Engine AAB	261003	Drive Shaft		38		60.2	34.5	540.8					
	1990.09- 1998.04	MT/AT		F	Platform/Chassis Engine AAB	861003	Outer Joint		38	33	60.2	34.5	65	I				
	1990.09- 1998.04	MT/AT		F	Platform/Chassis Engine AAB	861004	Outer Joint	48T	38	33	60.2	34.5	65	I				
	1990.09- 1998.04	MT	L	F	Platform/Chassis Engine AAB	261004	Drive Shaft	48T	38		60.2	34.5	540.8					
	1990.09- 1998.04	MT/AT	R	F	Platform/Chassis Engine AAB	261004	Drive Shaft	48T	38		60.2	34.5	540.8					
	1990.09- 1998.04	AT		F	Platform/Chassis Engine AAB	661001	Inner Joint			33		31.8						
	1990.09- 1998.04	MT/AT		F	Platform/Chassis Engine AAB	661002	Inner Joint			28		31.8						
	1990.09- 1998.04	MT/AT		F	Platform/Chassis Engine AAB	861005	Outer Joint		38	27	60.2	34.5	65	I				
	2.4 D Syncro (57 kW)	1992.10- 1998.09	MT/AT		F	All-wheel Drive Platform/Chassis Engine AAB	861006	Outer Joint	48T	38	27	60.2	34.5	65	I			
1992.10- 1998.09		AT			All-wheel Drive Platform/Chassis Engine AAB	661001	Inner Joint			33		31.8						
1992.10- 1998.09		MT/AT		F	All-wheel Drive Platform/Chassis Engine AAB	661002	Inner Joint			28		31.8						
1992.10- 1998.09		MT/AT		F	All-wheel Drive Platform/Chassis Engine AAB	861005	Outer Joint		38	27	60.2	34.5	65	I				
2.5 (81 kW)	1990.11- 2003.04	MT/AT		F	Platform/Chassis Engine AAF/ACU/AEN/AEU	861006	Outer Joint	48T	38	27	60.2	34.5	65	I				
	1990.11- 2003.04		L	F	Platform/Chassis Engine AAF/ACU/AEN/AEU	261120	Drive Shaft		38		60.2	34.5	529					
	1990.11- 2003.04	MT	L	F	Platform/Chassis Engine AAF/ACU/AEN/AEU	261119	Drive Shaft		38		60.2	34.5	527					
	1990.11- 2003.04	MT/AT	R	F	Platform/Chassis Engine AAF/ACU/AEN/AEU	261119	Drive Shaft		38		60.2	34.5	527					
	1990.11- 2003.04	MT	L	F	Platform/Chassis Engine AAF/ACU/AEN/AEU	261003	Drive Shaft		38		60.2	34.5	540.8					
	1990.11- 2003.04	MT/AT	R	F	Platform/Chassis Engine AAF/ACU/AEN/AEU	261003	Drive Shaft		38		60.2	34.5	540.8					
	1990.11- 2003.04	MT/AT		F	Platform/Chassis Engine AAF/ACU/AEN/AEU	861003	Outer Joint		38	33	60.2	34.5	65	I				
	1990.11- 2003.04	MT/AT		F	Platform/Chassis Engine AAF/ACU/AEN/AEU	861004	Outer Joint	48T	38	33	60.2	34.5	65	I				
	1990.11- 2003.04	MT	L	F	Platform/Chassis Engine AAF/ACU/AEN/AEU	261004	Drive Shaft	48T	38		60.2	34.5	540.8					
	1990.11- 2003.04	MT/AT	R	F	Platform/Chassis Engine AAF/ACU/AEN/AEU	261004	Drive Shaft	48T	38		60.2	34.5	540.8					
	1990.11- 2003.04	MT/AT		F	Platform/Chassis Engine AAF/ACU/AEN/AEU	661001	Inner Joint			33		31.8						
	1990.11- 2003.04	MT/AT		F	Platform/Chassis Engine AAF/ACU/AEN/AEU	661002	Inner Joint			28		31.8						
	1990.11- 2003.04	MT/AT		F	Platform/Chassis Engine AAF/ACU/AEN/AEU	861005	Outer Joint		38	27	60.2	34.5	65	I				
2.5 (85 kW)	1996.08- 2003.04	MT/AT		F	Platform/Chassis Engine AET/APL/AVT	861006	Outer Joint	48T	38	27	60.2	34.5	65	I				
	1996.08- 2003.04	MT	L/R	F	Platform/Chassis Engine AET/APL/AVT	261003	Drive Shaft		38		60.2	34.5	540.8					
	1996.08- 2003.04	MT	L/R	F	Platform/Chassis Engine AET/APL/AVT	261004	Drive Shaft	48T	38		60.2	34.5	540.8					
	1996.08- 2003.04	MT/AT		F	Platform/Chassis Engine AET/APL/AVT	661002	Inner Joint			28		31.8						
	1996.08- 2003.04	MT/AT		F	Platform/Chassis Engine AET/APL/AVT	861005	Outer Joint		38	27	60.2	34.5	65	I				
2.5 Syncro (81 kW)	1992.10- 2003.04	MT/AT		F	All-wheel Drive Platform/Chassis Engine AAF/ACU/AEN/AEU	861006	Outer Joint	48T	38	27	60.2	34.5	65	I				
	1992.10- 2003.04	MT/AT		F	All-wheel Drive Platform/Chassis Engine AAF/ACU/AEN/AEU	861003	Outer Joint		38	33	60.2	34.5	65	I				
	1992.10- 2003.04	MT/AT		F	All-wheel Drive Platform/Chassis Engine AAF/ACU/AEN/AEU	861004	Outer Joint	48T	38	33	60.2	34.5	65	I				
	1992.10- 2003.04	MT/AT		F	All-wheel Drive Platform/Chassis Engine AAF/ACU/AEN/AEU	661002	Inner Joint			28		31.8						
	1992.10- 2003.04	MT/AT		F	All-wheel Drive Platform/Chassis Engine AAF/ACU/AEN/AEU	861005	Outer Joint		38	27	60.2	34.5	65	I				
2.5 Syncro (85 kW)	1996.08- 2003.04	MT/AT		F	All-wheel Drive Platform/Chassis Engine AET/APL/AVT	861006	Outer Joint	48T	38	27	60.2	34.5	65	I				
	1996.08- 2003.04	MT/AT		F	All-wheel Drive Platform/Chassis Engine AET/APL/AVT	661002	Inner Joint			28		31.8						
	1996.08- 2003.04	MT/AT		F	All-wheel Drive Platform/Chassis Engine AET/APL/AVT	861005	Outer Joint		38	27	60.2	34.5	65	I				
2.5 TDi (65 kW)	1998.05- 2003.04	MT		F	Platform/Chassis Engine AJT/AYY	861006	Outer Joint	48T	38	27	60.2	34.5	65	I				
	1998.05- 2003.04	MT	L/R	F	Platform/Chassis Engine AJT/AYY	261003	Drive Shaft		38		60.2	34.5	540.8					
	1998.05- 2003.04	MT	L/R	F	Platform/Chassis Engine AJT/AYY	261004	Drive Shaft	48T	38		60.2	34.5	540.8					





	 YEAR	TRANSM	L/R	F/R	REMARKS	GSP Ref.	 PRODUCT	 ABS	Technical Specifications					
									A	B	C	H	L	P
VOLKSWAGEN TRANSPORTER IV (70XD)														
2.5 TDi (65 kW)	1998.05- 2003.04	MT		F	Platform/Chassis Engine AJT/AYY	661002	Inner Joint			28		31.8		
	1998.05- 2003.04	MT		F	Platform/Chassis Engine AJT/AYY	861005	Outer Joint		38	27	60.2	34.5	65	I
2.5 TDi (75 kW)	1995.09- 2003.04	MT/AT		F	Platform/Chassis Engine ACV/AUF/AYC	861006	Outer Joint	48T	38	27	60.2	34.5	65	I
	1995.09- 2003.04	MT/AT	R	F	Platform/Chassis Engine ACV/AUF/AYC	261120	Drive Shaft		38		60.2	34.5	529	
	1995.09- 2003.04	MT	L/R	F	Platform/Chassis Engine ACV/AUF/AYC	261003	Drive Shaft		38		60.2	34.5	540.8	
	1995.09- 2003.04	MT/AT	R	F	Platform/Chassis Engine ACV/AUF/AYC	261003	Drive Shaft		38		60.2	34.5	540.8	
	1995.09- 2003.04	MT	L/R	F	Platform/Chassis Engine ACV/AUF/AYC	261004	Drive Shaft	48T	38		60.2	34.5	540.8	
	1995.09- 2003.04	MT/AT	R	F	Platform/Chassis Engine ACV/AUF/AYC	261004	Drive Shaft	48T	38		60.2	34.5	540.8	
	1995.09- 2003.04	MT/AT		F	Platform/Chassis Engine ACV/AUF/AYC	661002	Inner Joint			28		31.8		
	1995.09- 2003.04	MT/AT		F	Platform/Chassis Engine ACV/AUF/AYC	861005	Outer Joint		38	27	60.2	34.5	65	I
	1995.09- 2003.04	MT	L/R	F	Platform/Chassis Engine ACV/AUF/AYC	261052	Drive Shaft	48T	38		60.2	34.5	529	
2.5 TDi Syncro (75 kW)	1998.05- 2003.04	MT/AT		F	All-wheel Drive Platform/Chassis Engine ACV/AXL	861006	Outer Joint	48T	38	27	60.2	34.5	65	I
	1998.05- 2003.04	MT/AT		F	All-wheel Drive Platform/Chassis Engine ACV/AXL	661002	Inner Joint			28		31.8		
	1998.05- 2003.04	MT/AT		F	All-wheel Drive Platform/Chassis Engine ACV/AXL	861005	Outer Joint		38	27	60.2	34.5	65	I
TRANSPORTER V (7HA, 7HH, 7EA, 7EH)														
1.9 TDi (62 kW)	2006.01- 2009.11	MT		F	Box Engine BRR	661041	Inner Joint			28		32		
	2006.01- 2009.11	5MT		F	Box Engine BRR	261190	Stub Shaft		26	37	50		136.5	
	2006.01- 2009.11		L	F	Box Engine BRR	261105	Drive Shaft		38		63	102.5	645	
	2006.01- 2009.11		R	F	Box Engine BRR	203246	Drive Shaft		38	26	63	102.5	858	
	2006.01- 2009.11	MT		F	Box Engine BRR	661020	Inner Joint		26	28	50	205.5	63	
	2006.01- 2009.11	6MT		F	Box Engine BRR	261191	Stub Shaft		26	42	60		135.5	
1.9 TDi (63 kW)	2003.04- 2009.11	MT		F	Box Engine AXC	661041	Inner Joint			28		32		
	2003.04- 2009.11	5MT		F	Box Engine AXC	261190	Stub Shaft		26	37	50		136.5	
	2003.04- 2009.11			F	Box Engine AXC	861009	Outer Joint		38	27	63	102	66	M
	2003.04- 2009.11	5MT	L	F	Box Engine AXC	261105	Drive Shaft		38		63	102.5	645	
	2003.04- 2009.11	5MT	R	F	Box Engine AXC	203246	Drive Shaft		38	26	63	102.5	858	
	2003.04- 2009.11	MT		F	Box Engine AXC	661020	Inner Joint		26	28	50	205.5	63	
1.9 TDi (75 kW)	2006.06- 2009.11	MT		F	Box Engine BRS	661041	Inner Joint			28		32		
	2006.06- 2009.11	5MT		F	Box Engine BRS	261190	Stub Shaft		26	37	50		136.5	
	2006.06- 2009.11		L	F	Box Engine BRS	261105	Drive Shaft		38		63	102.5	645	
	2006.06- 2009.11		R	F	Box Engine BRS	203246	Drive Shaft		38	26	63	102.5	858	
	2006.06- 2009.11	MT		F	Box Engine BRS	661020	Inner Joint		26	28	50	205.5	63	
	2006.06- 2009.11	6MT		F	Box Engine BRS	261191	Stub Shaft		26	42	60		135.5	
1.9 TDi (77 kW)	2003.04- 2009.11	MT		F	Box Engine AXB	661041	Inner Joint			28		32		
	2003.04- 2009.11	5MT		F	Box Engine AXB	261190	Stub Shaft		26	37	50		136.5	
	2003.04- 2009.11			F	Box Engine AXB	861009	Outer Joint		38	27	63	102	66	M
	2003.04- 2009.11	5MT	L	F	Box Engine AXB	261105	Drive Shaft		38		63	102.5	645	
	2003.04- 2009.11	5MT	R	F	Box Engine AXB	203246	Drive Shaft		38	26	63	102.5	858	
	2003.04- 2009.11	MT		F	Box Engine AXB	661020	Inner Joint		26	28	50	205.5	63	
2.0 (85 kW)	2003.11-	MT		F	Box Engine AXA	661041	Inner Joint			28		32		
	2003.11-	5MT		F	Box Engine AXA	261190	Stub Shaft		26	37	50		136.5	
	2003.11-			F	Box Engine AXA	861009	Outer Joint		38	27	63	102	66	M
	2003.11-	5MT	L	F	Box Engine AXA	261105	Drive Shaft		38		63	102.5	645	
	2003.11-	5MT	R	F	Box Engine AXA	203246	Drive Shaft		38	26	63	102.5	858	
	2003.11-	MT		F	Box Engine AXA	661020	Inner Joint		26	28	50	205.5	63	
2.0 BitDi (132 kW)	2009.09-	5MT		F	Box Engine CFCA	261190	Stub Shaft		26	37	50		136.5	
	2009.09-	AT		F	Box Engine CFCA	861011	Outer Joint		38	29	63	102.5	70	M
	2009.09-	6MT		F	Box Engine CFCA	261191	Stub Shaft		26	42	60		135.5	
2.0 BitDi 4motion (132 kW)	2009.09-	5MT			All-wheel Drive Box Engine CFCA	261190	Stub Shaft		26	37	50		136.5	
	2009.09-				All-wheel Drive Box Engine CFCA	861011	Outer Joint		38	29	63	102.5	70	M
	2009.09-	6MT			All-wheel Drive Box Engine CFCA	261191	Stub Shaft		26	42	60		135.5	
2.0 TDi (100 kW)	2010.05-	5MT		F	Box Engine CAAE/CCHB	261190	Stub Shaft		26	37	50		136.5	
	2010.05-	6MT		F	Box Engine CAAE/CCHB	261191	Stub Shaft		26	42	60		135.5	
2.0 TDi (103 kW)	2009.09-	5MT		F	Box Engine CAAC/CCHA	261190	Stub Shaft		26	37	50		136.5	
	2009.09-	AT		F	Box Engine CAAC/CCHA	861011	Outer Joint		38	29	63	102.5	70	M
	2009.09-	6MT		F	Box Engine CAAC/CCHA	261191	Stub Shaft		26	42	60		135.5	
2.0 TDi (62 kW)	2009.09-	6MT		F	Box Engine CAAA	261191	Stub Shaft		26	42	60		135.5	
	2009.09-	5MT		F	Box Engine CAAA	261190	Stub Shaft		26	37	50		136.5	





	 YEAR	TRANSM	L/R	F/R	REMARKS	GSP Ref.	 PRODUCT	 ABS	Technical Specifications					
									A	B	C	H	L	P
VOLKSWAGEN														
TRANSPORTER V (7HA, 7HH, 7EA, 7EH)														
2.0 TDi (75 kW)	2009.09-	6MT		F	Box Engine CAAB	261191	Stub Shaft		26	42	60		135.5	
	2009.09-	5MT		F	Box Engine CAAB	261190	Stub Shaft		26	37	50		136.5	
2.0 TDi (84 kW)	2011.05-	6MT		F	Box Engine CAAD	261191	Stub Shaft		26	42	60		135.5	
	2011.05-	5MT		F	Box Engine CAAD	261190	Stub Shaft		26	37	50		136.5	
2.0 TDi 4motion (100 kW)	2010.05-	6MT			All-wheel Drive Box Engine CAAE/CCHB	261191	Stub Shaft		26	42	60		135.5	
	2010.05-	5MT			All-wheel Drive Box Engine CAAE/CCHB	261190	Stub Shaft		26	37	50		136.5	
2.0 TDi 4motion (103 kW)	2009.09-	6MT			All-wheel Drive Box Engine CAAC/CCHA	261191	Stub Shaft		26	42	60		135.5	
	2009.09-	5MT			All-wheel Drive Box Engine CAAC/CCHA	261190	Stub Shaft		26	37	50		136.5	
	2009.09-				All-wheel Drive Box Engine CAAC/CCHA	861011	Outer Joint		38	29	63	102.5	70	M
2.0 TSi (110 kW)	2012.07-	6MT		F	Box Engine CJKB	261191	Stub Shaft		26	42	60		135.5	
	2012.07-	5MT		F	Box Engine CJKB	261190	Stub Shaft		26	37	50		136.5	
2.0 TSi (150 kW)	2011.05-	6MT		F	Box Engine CJKA	261191	Stub Shaft		26	42	60		135.5	
	2011.05-	5MT		F	Box Engine CJKA	261190	Stub Shaft		26	37	50		136.5	
2.0 TSi 4motion (150 kW)	2011.07-	6MT			All-wheel Drive Box Engine CJKA	261191	Stub Shaft		26	42	60		135.5	
	2011.07-	5MT			All-wheel Drive Box Engine CJKA	261190	Stub Shaft		26	37	50		136.5	
2.5 TDi (128 kW)	2003.04- 2009.11	6MT		F	Box Engine AXE/BPC	261191	Stub Shaft		26	42	60		135.5	
	2003.04- 2009.11	MT		F	Box Engine AXE/BPC	661021	Inner Joint		26	30	50	288	78	
	2003.04- 2009.11	MT		F	Box Engine AXE/BPC	661029	Inner Joint		26	30	46.8	53	79	
	2003.04- 2009.11	5MT		F	Box Engine AXE/BPC	261190	Stub Shaft		26	37	50		136.5	
	2003.04- 2009.11	AT	R	F	Box Engine AXE/BPC	261210	Drive Shaft		38	26	63	102.5	925	
	2003.04- 2009.11	MT/6MT	R	F	Box Engine AXE/BPC	261140	Drive Shaft		38	26	63	102.5	873	
	2003.04- 2009.11	MT/6MT	L	F	Box Engine AXE/BPC	261084	Drive Shaft		38	26	63	102.5	613	
2.5 TDi (96 kW)	2003.04- 2009.11	6MT		F	Box Engine AXD/BNZ	261191	Stub Shaft		26	42	60		135.5	
	2003.04- 2009.11	5MT		F	Box Engine AXD/BNZ	261190	Stub Shaft		26	37	50		136.5	
	2003.04- 2009.11	6AT	R	F	Box Engine AXD/BNZ	261210	Drive Shaft		38	26	63	102.5	925	
	2003.04- 2009.11	6MT	R	F	Box Engine AXD/BNZ	261140	Drive Shaft		38	26	63	102.5	873	
	2003.04- 2009.11	6MT	L	F	Box Engine AXD/BNZ	261084	Drive Shaft		38	26	63	102.5	613	
	2003.04- 2009.11			F	Box Engine AXD/BNZ	861011	Outer Joint		38	29	63	102.5	70	M
2.5 TDi 4motion (128 kW)	2004.07- 2009.11	6MT			All-wheel Drive Box Engine AXE/BPC	261191	Stub Shaft		26	42	60		135.5	
	2004.07- 2009.11	MT		F	All-wheel Drive Box Engine AXE/BPC	661029	Inner Joint		26	30	46.8	53	79	
	2004.07- 2009.11	5MT			All-wheel Drive Box Engine AXE/BPC	261190	Stub Shaft		26	37	50		136.5	
	2004.07- 2009.11	6MT	L	F	All-wheel Drive Box Engine AXE/BPC	261084	Drive Shaft		38	26	63	102.5	613	
	2004.07- 2009.11				All-wheel Drive Box Engine AXE/BPC	861011	Outer Joint		38	29	63	102.5	70	M
2.5 TDi 4motion (96 kW)	2004.07- 2009.11	6MT			All-wheel Drive Box Engine AXD/BNZ	261191	Stub Shaft		26	42	60		135.5	
	2004.07- 2009.11	MT		F	All-wheel Drive Box Engine AXD/BNZ	661029	Inner Joint		26	30	46.8	53	79	
	2004.07- 2009.11	5MT			All-wheel Drive Box Engine AXD/BNZ	261190	Stub Shaft		26	37	50		136.5	
	2004.07- 2009.11	6MT	L	F	All-wheel Drive Box Engine AXD/BNZ	261084	Drive Shaft		38	26	63	102.5	613	
	2004.07- 2009.11				All-wheel Drive Box Engine AXD/BNZ	861011	Outer Joint		38	29	63	102.5	70	M
3.2 4motion (173 kW)	2003.11- 2009.11	6MT			All-wheel Drive Box Engine BKK/CFLA	261191	Stub Shaft		26	42	60		135.5	
	2003.11- 2009.11	5MT			All-wheel Drive Box Engine BKK/CFLA	261190	Stub Shaft		26	37	50		136.5	
	2003.11- 2009.11				All-wheel Drive Box Engine BKK/CFLA	861011	Outer Joint		38	29	63	102.5	70	M
3.2 V6 (170 kW)	2003.04- 2004.06	6MT		F	Box Engine BDL	261191	Stub Shaft		26	42	60		135.5	
	2003.04- 2004.06	5MT		F	Box Engine BDL	261190	Stub Shaft		26	37	50		136.5	
	2003.04- 2004.06	AT		F	Box Engine BDL	861011	Outer Joint		38	29	63	102.5	70	M
3.2 V6 (173 kW)	2004.02- 2009.11	6MT		F	Box Engine BKK/CFLA	261191	Stub Shaft		26	42	60		135.5	
	2004.02- 2009.11	5MT		F	Box Engine BKK/CFLA	261190	Stub Shaft		26	37	50		136.5	
	2004.02- 2009.11	AT		F	Box Engine BKK/CFLA	861011	Outer Joint		38	29	63	102.5	70	M
TRANSPORTER V (7JD, 7JE, 7JL, 7JY, 7JZ)														
1.9 TDi (62 kW)	2006.01- 2009.11	MT		F	Platform/Chassis Engine BRR	661041	Inner Joint			28		32		
	2006.01- 2009.11	6MT		F	Platform/Chassis Engine BRR	261191	Stub Shaft		26	42	60		135.5	
	2006.01- 2009.11	5MT		F	Platform/Chassis Engine BRR	261190	Stub Shaft		26	37	50		136.5	
	2006.01- 2009.11		L	F	Platform/Chassis Engine BRR	261105	Drive Shaft		38		63	102.5	645	
	2006.01- 2009.11		R	F	Platform/Chassis Engine BRR	203246	Drive Shaft		38	26	63	102.5	858	
	2006.01- 2009.11	MT		F	Platform/Chassis Engine BRR	661020	Inner Joint		26	28	50	205.5	63	
1.9 TDi (63 kW)	2003.04- 2009.11	MT		F	Platform/Chassis Engine AXC	661041	Inner Joint			28		32		
	2003.04- 2009.11	6MT		F	Platform/Chassis Engine AXC	261191	Stub Shaft		26	42	60		135.5	
	2003.04- 2009.11	5MT		F	Platform/Chassis Engine AXC	261190	Stub Shaft		26	37	50		136.5	
	2003.04- 2009.11			F	Platform/Chassis Engine AXC	861009	Outer Joint		38	27	63	102	66	M
	2003.04- 2009.11	5MT	L	F	Platform/Chassis Engine AXC	261105	Drive Shaft		38		63	102.5	645	
	2003.04- 2009.11	5MT	R	F	Platform/Chassis Engine AXC	203246	Drive Shaft		38	26	63	102.5	858	
	2003.04- 2009.11	MT		F	Platform/Chassis Engine AXC	661020	Inner Joint		26	28	50	205.5	63	





	 YEAR	TRANSM	L/R	F/R	REMARKS	GSP Ref.	 PRODUCT	 ABS	Technical Specifications					
									A	B	C	H	L	P
VOLKSWAGEN														
TRANSPORTER V (7JD, 7JE, 7JL, 7JY, 7JZ)														
1.9 TDi (75 kW)	2006.06- 2009.11	MT		F	Platform/Chassis Engine BRS	661041	Inner Joint		28		32			
	2006.06- 2009.11	6MT		F	Platform/Chassis Engine BRS	261191	Stub Shaft	26	42	60		135.5		
	2006.06- 2009.11	5MT		F	Platform/Chassis Engine BRS	261190	Stub Shaft	26	37	50		136.5		
	2006.06- 2009.11			L	F	Platform/Chassis Engine BRS	261105	Drive Shaft	38		63	102.5	645	
	2006.06- 2009.11			R	F	Platform/Chassis Engine BRS	203246	Drive Shaft	38	26	63	102.5	858	
1.9 TDi (77 kW)	2006.06- 2009.11	MT		F	Platform/Chassis Engine BRS	661020	Inner Joint	26	28	50	205.5	63		
	2003.04- 2009.11	MT		F	Platform/Chassis Engine AXB	661041	Inner Joint		28		32			
	2003.04- 2009.11	6MT		F	Platform/Chassis Engine AXB	261191	Stub Shaft	26	42	60		135.5		
	2003.04- 2009.11			F	Platform/Chassis Engine AXB	861009	Outer Joint	38	27	63	102	66	M	
	2003.04- 2009.11	5MT		F	Platform/Chassis Engine AXB	261190	Stub Shaft	26	37	50		136.5		
	2003.04- 2009.11	5MT	L	F	Platform/Chassis Engine AXB	261105	Drive Shaft	38		63	102.5	645		
2.0 (85 kW)	2003.04- 2009.11	5MT	R	F	Platform/Chassis Engine AXB	203246	Drive Shaft	38	26	63	102.5	858		
	2003.04- 2009.11	5MT		F	Platform/Chassis Engine AXB	203246	Drive Shaft	38	26	63	102.5	858		
	2003.04- 2009.11	MT		F	Platform/Chassis Engine AXB	661020	Inner Joint	26	28	50	205.5	63		
	2003.11-	MT		F	Platform/Chassis Engine AXA	661041	Inner Joint		28		32			
	2003.11-	6MT		F	Platform/Chassis Engine AXA	261191	Stub Shaft	26	42	60		135.5		
	2003.11-			F	Platform/Chassis Engine AXA	861009	Outer Joint	38	27	63	102	66	M	
2.0 BiTDi (132 kW)	2003.11-	5MT		F	Platform/Chassis Engine AXA	261190	Stub Shaft	26	37	50		136.5		
	2003.11-	5MT	L	F	Platform/Chassis Engine AXA	261105	Drive Shaft	38		63	102.5	645		
	2003.11-	5MT	R	F	Platform/Chassis Engine AXA	203246	Drive Shaft	38	26	63	102.5	858		
	2003.11-	MT		F	Platform/Chassis Engine AXA	661020	Inner Joint	26	28	50	205.5	63		
	2009.09-	6MT		F	Platform/Chassis Engine CFA	261191	Stub Shaft	26	42	60		135.5		
	2009.09-	5MT		F	Platform/Chassis Engine CFA	261190	Stub Shaft	26	37	50		136.5		
2.0 BiTDi 4motion (132 kW)	2009.09-	6MT			All-wheel Drive Platform/Chassis Engine CFA	261191	Stub Shaft	26	42	60		135.5		
	2009.09-	5MT			All-wheel Drive Platform/Chassis Engine CFA	261190	Stub Shaft	26	37	50		136.5		
	2009.09-				All-wheel Drive Platform/Chassis Engine CFA	861011	Outer Joint	38	29	63	102.5	70	M	
2.0 TDi (100 kW)	2010.05-	6MT		F	Platform/Chassis Engine CAAE	261191	Stub Shaft	26	42	60		135.5		
	2010.05-	5MT		F	Platform/Chassis Engine CAAE	261190	Stub Shaft	26	37	50		136.5		
2.0 TDi (103 kW)	2009.09-	6MT		F	Platform/Chassis Engine CAAC	261191	Stub Shaft	26	42	60		135.5		
	2009.09-	5MT		F	Platform/Chassis Engine CAAC	261190	Stub Shaft	26	37	50		136.5		
	2009.09-	AT		F	Platform/Chassis Engine CAAC	861011	Outer Joint	38	29	63	102.5	70	M	
2.0 TDi (62 kW)	2009.09-	6MT		F	Platform/Chassis Engine CAAA	261191	Stub Shaft	26	42	60		135.5		
	2009.09-	5MT		F	Platform/Chassis Engine CAAA	261190	Stub Shaft	26	37	50		136.5		
2.0 TDi (75 kW)	2009.09-	6MT		F	Platform/Chassis Engine CAAB	261191	Stub Shaft	26	42	60		135.5		
	2009.09-	5MT		F	Platform/Chassis Engine CAAB	261190	Stub Shaft	26	37	50		136.5		
2.0 TDi (84 kW)	2011.05-	6MT		F	Platform/Chassis Engine CAAD	261191	Stub Shaft	26	42	60		135.5		
	2011.05-	5MT		F	Platform/Chassis Engine CAAD	261190	Stub Shaft	26	37	50		136.5		
2.0 TDi 4motion (100 kW)	2010.05-	6MT			All-wheel Drive Platform/Chassis Engine CAAE/CCHB	261191	Stub Shaft	26	42	60		135.5		
	2010.05-	5MT			All-wheel Drive Platform/Chassis Engine CAAE/CCHB	261190	Stub Shaft	26	37	50		136.5		
2.0 TDi 4motion (103 kW)	2009.09-	6MT			All-wheel Drive Platform/Chassis Engine CAAC	261191	Stub Shaft	26	42	60		135.5		
	2009.09-	5MT			All-wheel Drive Platform/Chassis Engine CAAC	261190	Stub Shaft	26	37	50		136.5		
	2009.09-				All-wheel Drive Platform/Chassis Engine CAAC	861011	Outer Joint	38	29	63	102.5	70	M	
2.0 TSi (110 kW)	2012.07-	6MT		F	Platform/Chassis Engine CJKB	261191	Stub Shaft	26	42	60		135.5		
	2012.07-	5MT		F	Platform/Chassis Engine CJKB	261190	Stub Shaft	26	37	50		136.5		
2.5 TDi (128 kW)	2003.04- 2009.11	MT		F	Platform/Chassis Engine AXE/BPC	661021	Inner Joint	26	30	50	288	78		
	2003.04- 2009.11	6MT		F	Platform/Chassis Engine AXE/BPC	261191	Stub Shaft	26	42	60		135.5		
	2003.04- 2009.11	MT		F	Platform/Chassis Engine AXE/BPC	661029	Inner Joint	26	30	46.8	53	79		
	2003.04- 2009.11	5MT		F	Platform/Chassis Engine AXE/BPC	261190	Stub Shaft	26	37	50		136.5		
	2003.04- 2009.11	6AT	R	F	Platform/Chassis Engine AXE/BPC	261210	Drive Shaft	38	26	63	102.5	925		
	2003.04- 2009.11	6MT	R	F	Platform/Chassis Engine AXE/BPC	261140	Drive Shaft	38	26	63	102.5	873		
	2003.04- 2009.11	6MT	L	F	Platform/Chassis Engine AXE/BPC	261084	Drive Shaft	38	26	63	102.5	613		
2.5 TDi (96 kW)	2003.04- 2009.11			F	Platform/Chassis Engine AXE/BPC	861011	Outer Joint	38	29	63	102.5	70	M	
	2003.04- 2009.11	MT		F	Platform/Chassis Engine AXD/BNZ	661021	Inner Joint	26	30	50	288	78		
	2003.04- 2009.11	6MT		F	Platform/Chassis Engine AXD/BNZ	261191	Stub Shaft	26	42	60		135.5		
	2003.04- 2009.11	MT		F	Platform/Chassis Engine AXD/BNZ	661029	Inner Joint	26	30	46.8	53	79		
	2003.04- 2009.11	5MT		F	Platform/Chassis Engine AXD/BNZ	261190	Stub Shaft	26	37	50		136.5		
	2003.04- 2009.11	6AT	R	F	Platform/Chassis Engine AXD/BNZ	261210	Drive Shaft	38	26	63	102.5	925		
	2003.04- 2009.11	6MT	R	F	Platform/Chassis Engine AXD/BNZ	261140	Drive Shaft	38	26	63	102.5	873		
	2003.04- 2009.11	6MT	L	F	Platform/Chassis Engine AXD/BNZ	261084	Drive Shaft	38	26	63	102.5	613		
2003.04- 2009.11			F	Platform/Chassis Engine AXD/BNZ	861011	Outer Joint	38	29	63	102.5	70	M		
2.5 TDi 4motion (128 kW)	2004.04- 2009.11	6MT			All-wheel Drive Platform/Chassis Engine AXE/BPC	261191	Stub Shaft	26	42	60		135.5		
	2004.04- 2009.11	MT		F	All-wheel Drive Platform/Chassis Engine AXE/BPC	661029	Inner Joint	26	30	46.8	53	79		
	2004.04- 2009.11	5MT			All-wheel Drive Platform/Chassis Engine AXE/BPC	261190	Stub Shaft	26	37	50		136.5		





	 YEAR	TRANSM	L/R	F/R	REMARKS	GSP Ref.	 PRODUCT	 ABS	Technical Specifications								
									A	B	C	H	L	P			
VOLKSWAGEN																	
TRANSPORTER V (7JD, 7JE, 7JL, 7JY, 7JZ)																	
2.5 TDi 4motion (128 kW)	2004.04- 2009.11			L	F	All-wheel Drive Platform/Chassis Engine AXE/BPC	261084	Drive Shaft		38	26	63	102.5	613			
2.5 TDi 4motion (96 kW)	2004.07- 2009.11	6MT				All-wheel Drive Platform/Chassis Engine AXD/BNZ	261191	Stub Shaft		26	42	60		135.5			
	2004.07- 2009.11	MT			F	All-wheel Drive Platform/Chassis Engine AXD/BNZ	661029	Inner Joint		26	30	46.8	53	79			
	2004.07- 2009.11	5MT				All-wheel Drive Platform/Chassis Engine AXD/BNZ	261190	Stub Shaft		26	37	50		136.5			
	2004.07- 2009.11	6MT	L	F		All-wheel Drive Platform/Chassis Engine AXD/BNZ	261084	Drive Shaft		38	26	63	102.5	613			
	2004.07- 2009.11					All-wheel Drive Platform/Chassis Engine AXD/BNZ	861011	Outer Joint		38	29	63	102.5	70	M		
3.2 V6 (170 kW)	2004.02- 2009.11	6MT			F	Platform/Chassis Engine BDL	261191	Stub Shaft		26	42	60		135.5			
	2004.02- 2009.11	5MT			F	Platform/Chassis Engine BDL	261190	Stub Shaft		26	37	50		136.5			
	2004.02- 2009.11	AT			F	Platform/Chassis Engine BDL	861011	Outer Joint		38	29	63	102.5	70	M		
3.2 V6 (173 kW)	2003.08- 2006.05	AT			F	Platform/Chassis Engine BKK	861011	Outer Joint		38	29	63	102.5	70	M		
VARIANT ALEMAO																	
2.0	1988.01- 1997.12	MT/AT					661022	Inner Joint			33		34				
2.0 16V	1983.01- 1997.12	MT					661022	Inner Joint			33		34				
	1983.01- 1997.12	MT					803070	Outer Joint		36	30	53	78	60	I		
	1990.01- 1997.12	AT					661022	Inner Joint			33		34				
	1990.01- 1997.12	AT					803070	Outer Joint		36	30	53	78	60	I		
2.8	1988.01- 1997.12	MT/AT					661022	Inner Joint			33		34				
	1988.01- 1997.12	MT/AT					803070	Outer Joint		36	30	53	78	60	I		
VENTO																	
1.8 CL GT	1991.11-			R			261012	Drive Shaft		22		50	78	773			
1.9 TDi	1991.11-			R			261012	Drive Shaft		22		50	78	773			
2.0	1992.10- 1998.01	MT	R	F			261062	Drive Shaft		36		53.2	77.5	788			
2.0 GT	1991.11-			R			261012	Drive Shaft		22		50	78	773			
2.8 V6	1992.10- 1998.01	MT	R	F			261062	Drive Shaft		36		53.2	77.5	788			
VENTO (1H2)																	
1.4 (40 kW)	1991.11- 1998.09	MT			F	Saloon Engine ABD/AEX	853008	Outer Joint		22	30	53	78.5	51	I		
	1991.11- 1998.09	MT			F	Saloon Engine ABD/AEX	653001	Inner Joint			33		32				
	1991.11- 1998.09	MT	L	F		Saloon Engine ABD/AEX	261172	Drive Shaft		22		53	78	584.5			
	1991.11- 1998.09	MT	R	F		Saloon Engine ABD/AEX	261067	Drive Shaft		22		51	78.7	781			
	1991.11- 1998.09	MT	R	F		Saloon Engine ABD/AEX	261055	Drive Shaft		22		53	78.5	796			
1.4 (44 kW)	1991.11- 1998.09	MT			F	Saloon Engine ABD/AEX	853008	Outer Joint		22	30	53	78.5	51	I		
	1991.11- 1998.09	MT			F	Saloon Engine ABD/AEX	653001	Inner Joint			33		32				
	1991.11- 1998.09	MT	L	F		Saloon Engine ABD/AEX	261172	Drive Shaft		22		53	78	584.5			
	1991.11- 1998.09	MT	R	F		Saloon Engine ABD/AEX	261067	Drive Shaft		22		51	78.7	781			
	1991.11- 1998.09	MT	R	F		Saloon Engine ABD/AEX	261055	Drive Shaft		22		53	78.5	796			
1.6 (55 kW)	1992.09- 1998.09	MT			F	Saloon Engine ABU/AEA/AEE	603008	Inner Joint			33		32				
	1992.09- 1998.09	MT	L	F		Saloon Engine ABU/AEA/AEE	253004	Drive Shaft		22		50	78.5	562			
	1992.09- 1998.09	MT			F	Saloon Engine ABU/AEA/AEE	853008	Outer Joint		22	30	53	78.5	51	I		
	1992.09- 1998.09	MT	L	F		Saloon Engine ABU/AEA/AEE	261172	Drive Shaft		22		53	78	584.5			
	1992.09- 1998.09	MT	R	F		Saloon Engine ABU/AEA/AEE	261067	Drive Shaft		22		51	78.7	781			
	1992.09- 1998.09	MT	R	F		Saloon Engine ABU/AEA/AEE	261055	Drive Shaft		22		53	78.5	796			
1.6 (74 kW)	1994.10- 1998.09	MT			F	Saloon Engine AEK/AFT	603008	Inner Joint			33		32				
	1994.10- 1998.09	MT	L	F		Saloon Engine AEK/AFT	253004	Drive Shaft		22		50	78.5	562			
	1994.10- 1998.09	MT			F	Saloon Engine AEK/AFT	853008	Outer Joint		22	30	53	78.5	51	I		
	1994.10- 1998.09	MT	R	F		Saloon Engine AEK/AFT	261055	Drive Shaft		22		53	78.5	796			
	1994.10- 1998.09	AT			F	Saloon Engine AEK/AFT	853007	Outer Joint		22	30	53.2	78	61	I		
	1994.10- 1998.09	AT	L	F		Saloon Engine AEK/AFT	261011	Drive Shaft		22		53.2	78	547			
	1994.10- 1998.09	AT	R	F		Saloon Engine AEK/AFT	261028	Drive Shaft		22		53.2	78	767			
1.8 (55 kW)	1991.11- 1998.09	MT	R	F		Saloon Engine AAM	261009	Drive Shaft		22		53.2	78	789			
	1991.11- 1998.09	MT	L	F		Saloon Engine AAM	261001	Drive Shaft		22		53.2	78	557			
	1991.11- 1998.09	MT			F	Saloon Engine AAM	603011	Inner Joint			33		34				
	1991.11- 1998.09	MT/AT			F	Saloon Engine AAM	853007	Outer Joint		22	30	53.2	78	61	I		
1.8 (66 kW)	1991.11- 1998.09			R	F	Saloon Engine ABS/ADZ	261009	Drive Shaft		22		53.2	78	789			
	1991.11- 1998.09	MT&AT	L	F		Saloon Engine ABS/ADZ	261001	Drive Shaft		22		53.2	78	557			
	1991.11- 1998.09	MT&AT			F	Saloon Engine ABS/ADZ	603011	Inner Joint			33		34				
	1991.11- 1998.09	MT/AT			F	Saloon Engine ABS/ADZ	853007	Outer Joint		22	30	53.2	78	61	I		
	1991.11- 1998.09	AT	L	F		Saloon Engine ABS/ADZ	261011	Drive Shaft		22		53.2	78	547			
	1991.11- 1998.09	AT	R	F		Saloon Engine ABS/ADZ	261028	Drive Shaft		22		53.2	78	767			
1.9 D (48 kW)	1991.11- 1998.09	MT			F	Saloon Engine 1Y	603008	Inner Joint			33		32				
	1991.11- 1998.09	MT	L	F		Saloon Engine 1Y	253004	Drive Shaft		22		50	78.5	562			
	1991.11- 1998.09	MT			F	Saloon Engine 1Y	853008	Outer Joint		22	30	53	78.5	51	I		
	1991.11- 1998.09	MT	R	F		Saloon Engine 1Y	261055	Drive Shaft		22		53	78.5	796			





	 YEAR	TRANSM	L/R	F/R	REMARKS	GSP Ref.	 PRODUCT	 ABS	Technical Specifications						
									A	B	C	H	L	P	
VOLKSWAGEN															
VENTO (1H2)															
1.9 TD (55 kW)	1991.11- 1998.09	MT&AT	R	F	Saloon Engine AAZ	261009	Drive Shaft		22		53.2	78	789		
	1991.11- 1998.09	MT&AT	L	F	Saloon Engine AAZ	261001	Drive Shaft		22		53.2	78	557		
	1991.11- 1998.09	MT&AT		F	Saloon Engine AAZ	603011	Inner Joint			33		34			
	1991.11- 1998.09	MT		F	Saloon Engine AAZ	853007	Outer Joint		22	30	53.2	78	61	I	
	1991.11- 1998.09	AT	L	F	Saloon Engine AAZ	261011	Drive Shaft		22		53.2	78	547		
	1991.11- 1998.09	AT	R	F	Saloon Engine AAZ	261028	Drive Shaft		22		53.2	78	767		
1.9 TDi (66 kW)	1993.09- 1998.09	MT	L	F	Saloon Engine 1Z/AHU/ALE	261001	Drive Shaft		22		53.2	78	557		
	1993.09- 1998.09	MT	R	F	Saloon Engine 1Z/AHU/ALE	261002	Drive Shaft		22		53	78.5	793		
	1993.09- 1998.09	MT		F	Saloon Engine 1Z/AHU/ALE	603011	Inner Joint			33		34			
	1993.09- 1998.09	MT		F	Saloon Engine 1Z/AHU/ALE	861018	Outer Joint		22	30	53	78.5	61	I	
	1993.09- 1998.09	MT		F	Saloon Engine 1Z/AHU/ALE	853007	Outer Joint		22	30	53.2	78	61	I	
1.9 TDi (81 kW)	1996.04- 1998.09	MT	L	F	Saloon Engine AFN	261001	Drive Shaft		22		53.2	78	557		
	1996.04- 1998.09	MT	R	F	Saloon Engine AFN	261002	Drive Shaft		22		53	78.5	793		
	1996.04- 1998.09	MT		F	Saloon Engine AFN	603011	Inner Joint			33		34			
	1996.04- 1998.09	MT		F	Saloon Engine AFN	861018	Outer Joint		22	30	53	78.5	61	I	
	1996.04- 1998.09	MT		F	Saloon Engine AFN	853007	Outer Joint		22	30	53.2	78	61	I	
2.0 (85 kW)	1991.11- 1998.09	MT/AT	R	F	Saloon Engine 2E/ADY/AGG/AKR	261009	Drive Shaft		22		53.2	78	789		
	1991.11- 1998.09	MT&AT	L	F	Saloon Engine 2E/ADY/AGG/AKR	261001	Drive Shaft		22		53.2	78	557		
	1991.11- 1998.09	MT		F	Saloon Engine 2E/ADY/AGG/AKR	803036	Outer Joint		36	30	53.2	77.5	61	I	
	1991.11- 1998.09	MT&AT		F	Saloon Engine 2E/ADY/AGG/AKR	603011	Inner Joint			33		34			
	1991.11- 1998.09	MT/AT		F	Saloon Engine 2E/ADY/AGG/AKR	853007	Outer Joint		22	30	53.2	78	61	I	
	1991.11- 1998.09	AT	L	F	Saloon Engine 2E/ADY/AGG/AKR	261011	Drive Shaft		22		53.2	78	547		
	1991.11- 1998.09	AT	R	F	Saloon Engine 2E/ADY/AGG/AKR	261028	Drive Shaft		22		53.2	78	767		
2.8 VR6 (128 kW)	1992.01- 1998.09	MT		F	Saloon Engine AAA	803036	Outer Joint		36	30	53.2	77.5	61	I	
	1992.01- 1998.09	MT		F	Saloon Engine AAA	603011	Inner Joint			33		34			
VOYAGE															
1.5	1982.08- 1989.10	MT				618019	Inner Joint			33		32			
1.6 AE	1987.01- 1996.12	MT				618019	Inner Joint			33		32			
1.6 AP	1987.01- 1996.12	MT				618019	Inner Joint			33		32			
VOLKSWAGEN LCV															
CADDY II															
1.9 SDi	1996.04-	MT	L	F		261030	Drive Shaft		22		50	77.5	539.7		
	1996.04-		R			261066	Drive Shaft		22		51	78.7	772		
VOLVO															
440 K (445)															
1.7 (64 kW)	1988.09- 1996.12	MT		F	Hatchback Engine B18KP	862006	Outer Joint		22	22	50	83	52	O	
	1988.09- 1996.12	MT		F	Hatchback Engine B18KP	862007	Outer Joint	44T	22	22	50	83	52	O	
1.7 (70 kW)	1988.08- 1989.07	MT		F	Hatchback Engine B18F	862006	Outer Joint		22	22	50	83	52	O	
	1988.08- 1989.07	MT		F	Hatchback Engine B18F	862007	Outer Joint	44T	22	22	50	83	52	O	
1.7 (75 kW)	1989.08- 1996.12	MT		F	Hatchback Engine B18FP	862006	Outer Joint		22	22	50	83	52	O	
	1989.08- 1996.12	MT		F	Hatchback Engine B18FP	862007	Outer Joint	44T	22	22	50	83	52	O	
1.7 Turbo (88 kW)	1988.08- 1996.07	MT		F	Hatchback Engine B18FT	862004	Outer Joint		22	25	50	83	61	O	
	1988.08- 1996.07	MT		F	Hatchback Engine B18FT	862005	Outer Joint	44T	22	25	50	83	61	O	
1.7 Turbo (90 kW)	1991.01- 1996.12	MT		F	Hatchback Engine B18FT	862004	Outer Joint		22	25	50	83	61	O	
	1991.01- 1996.12	MT		F	Hatchback Engine B18FT	862005	Outer Joint	44T	22	25	50	83	61	O	
1.8 (66 kW)	1991.08- 1996.07	MT		F	Hatchback Engine B18U	862006	Outer Joint		22	22	50	83	52	O	
	1991.08- 1996.07	MT		F	Hatchback Engine B18U	862007	Outer Joint	44T	22	22	50	83	52	O	
2.0 (80 kW)	1993.08- 1996.07	MT		F	Hatchback Engine B20F	862006	Outer Joint		22	22	50	83	52	O	
	1993.08- 1996.07	MT		F	Hatchback Engine B20F	862007	Outer Joint	44T	22	22	50	83	52	O	
2.0 (81 kW)	1992.08- 1995.07	MT		F	Hatchback Engine B20F	862006	Outer Joint		22	22	50	83	52	O	
	1992.08- 1995.07	MT		F	Hatchback Engine B20F	862007	Outer Joint	44T	22	22	50	83	52	O	
460 L (464)															
1.7 (64 kW)	1988.09- 1996.07	MT		F	Saloon Engine B18KP	862006	Outer Joint		22	22	50	83	52	O	
	1988.09- 1996.07	MT		F	Saloon Engine B18KP	862007	Outer Joint	44T	22	22	50	83	52	O	
1.7 (75 kW)	1989.08- 1992.07	MT		F	Saloon Engine B18EP	862006	Outer Joint		22	22	50	83	52	O	
	1989.08- 1992.07	MT		F	Saloon Engine B18EP	862007	Outer Joint	44T	22	22	50	83	52	O	
1.7 Turbo (88 kW)	1989.08- 1996.07	MT		F	Saloon Engine B18FT	862004	Outer Joint		22	25	50	83	61	O	
	1989.08- 1996.07	MT		F	Saloon Engine B18FT	862005	Outer Joint	44T	22	25	50	83	61	O	
1.7 Turbo (90 kW)	1991.01- 1996.07	MT		F	Saloon Engine B18FT	862004	Outer Joint		22	25	50	83	61	O	
	1991.01- 1996.07	MT		F	Saloon Engine B18FT	862005	Outer Joint	44T	22	25	50	83	61	O	





	 YEAR	TRANSM	L/R	F/R	REMARKS	GSP Ref.	 PRODUCT	 ABS	Technical Specifications								
									A	B	C	H	L	P			
VOLVO																	
480 E																	
1.7 (70 kW)	1987.08- 1989.07	MT		F	Coupe Engine B18F	862006	Outer Joint		22	22	50	83	52	O			
	1987.08- 1989.07	MT		F	Coupe Engine B18F	862007	Outer Joint	44T	22	22	50	83	52	O			
1.7 (75 kW)	1989.08- 1996.07	MT		F	Coupe Engine B18EP	862006	Outer Joint		22	22	50	83	52	O			
	1989.08- 1996.07	MT		F	Coupe Engine B18EP	862007	Outer Joint	44T	22	22	50	83	52	O			
1.7 (78 kW)	1986.04- 1989.07	MT		F	Coupe Engine B18E	862006	Outer Joint		22	22	50	83	52	O			
	1986.04- 1989.07	MT		F	Coupe Engine B18E	862007	Outer Joint	44T	22	22	50	83	52	O			
1.7 (80 kW)	1986.08- 1988.07	MT		F	Coupe Engine B18E	862006	Outer Joint		22	22	50	83	52	O			
	1986.08- 1988.07	MT		F	Coupe Engine B18E	862007	Outer Joint	44T	22	22	50	83	52	O			
1.7 Turbo (88 kW)	1987.08- 1996.07	MT		F	Coupe Engine B18FT	862004	Outer Joint		22	25	50	83	61	O			
	1987.08- 1996.07	MT		F	Coupe Engine B18FT	862005	Outer Joint	44T	22	25	50	83	61	O			
1.7 Turbo (90 kW)	1991.01- 1996.07	MT		F	Coupe Engine B18FT	862004	Outer Joint		22	25	50	83	61	O			
	1991.01- 1996.07	MT		F	Coupe Engine B18FT	862005	Outer Joint	44T	22	25	50	83	61	O			
850																	
-	1993- 1997					862015	Outer Joint		26	25	56.5	98	58	O			
850 (LS)																	
2.0 (105 kW)	1991.06- 1996.12			F	Saloon Engine B5204F	862014	Outer Joint		26	25	56.5	98.5	56	O			
	1991.06- 1996.12	AT	L	F	Saloon Engine B5204F	262001	Drive Shaft	48T	26	26	56.5	98.5	574.5				
	1991.06- 1996.12	AT	R	F	Saloon Engine B5204F	262002	Drive Shaft	48T	26	26	56.5	98.5	1028				
	1991.06- 1996.12	MT		F	Saloon Engine B5204F	662015	Inner Joint		26	25	40	531.5	66.5				
	1991.06- 1996.12			F	Saloon Engine B5204F	862001	Outer Joint	48T	26	25	56.5	98.5	56	O			
2.0 (93 kW)	1994.08- 1996.12			F	Saloon Engine B5202S	862014	Outer Joint		26	25	56.5	98.5	56	O			
	1994.08- 1996.12	AT	L	F	Saloon Engine B5202S	262001	Drive Shaft	48T	26	26	56.5	98.5	574.5				
	1994.08- 1996.12	AT	R	F	Saloon Engine B5202S	262002	Drive Shaft	48T	26	26	56.5	98.5	1028				
	1994.08- 1996.12	MT		F	Saloon Engine B5202S	662015	Inner Joint		26	25	40	531.5	66.5				
	1994.08- 1996.12			F	Saloon Engine B5202S	862001	Outer Joint	48T	26	25	56.5	98.5	56	O			
2.0 Turbo (132 kW)	1993.09- 1996.10			F	Saloon Engine B5204T2	862016	Outer Joint		26	28	56.5	97.5	66	O			
2.0 Turbo (155 kW)	1993.08- 1996.12			F	Saloon Engine B5204FT/B5204T	862016	Outer Joint		26	28	56.5	97.5	66	O			
	1993.08- 1996.12	MT/AT		F	Saloon Engine B5204FT/B5204T	862002	Outer Joint	48T	26	28	56.5	97.5	66	O			
2.3 T5 (166 kW)	1993.08- 1996.07			F	Saloon Engine B5234FT	862016	Outer Joint		26	28	56.5	97.5	66	O			
	1993.08- 1996.07	MT/AT		F	Saloon Engine B5234FT	862002	Outer Joint	48T	26	28	56.5	97.5	66	O			
2.3 T5 R (184 kW)	1995.08- 1996.12			F	Saloon Engine B5234T4	862016	Outer Joint		26	28	56.5	97.5	66	O			
	1995.08- 1996.12	MT		F	Saloon Engine B5234T4	862002	Outer Joint	48T	26	28	56.5	97.5	66	O			
2.3 Turbo R (177 kW)	1995.06- 1996.10			F	Saloon Engine B5234T5	862016	Outer Joint		26	28	56.5	97.5	66	O			
2.4 GLE (142 kW)	1993.09- 1997.10			F	Saloon Engine B5254T	862014	Outer Joint		26	25	56.5	98.5	56	O			
2.5 (103 kW)	1991.06- 1994.07			F	Saloon Engine B5252	862014	Outer Joint		26	25	56.5	98.5	56	O			
	1991.06- 1994.07	AT	L	F	Saloon Engine B5252	262001	Drive Shaft	48T	26	26	56.5	98.5	574.5				
	1991.06- 1994.07	AT	R	F	Saloon Engine B5252	262002	Drive Shaft	48T	26	26	56.5	98.5	1028				
	1991.06- 1994.07	MT		F	Saloon Engine B5252	662015	Inner Joint		26	25	40	531.5	66.5				
	1991.06- 1994.07	MT/AT		F	Saloon Engine B5252	862001	Outer Joint	48T	26	25	56.5	98.5	56	O			
2.5 (106 kW)	1994.08- 1996.12			F	Saloon Engine B5252FS	862014	Outer Joint		26	25	56.5	98.5	56	O			
	1994.08- 1996.12	AT	L	F	Saloon Engine B5252FS	262001	Drive Shaft	48T	26	26	56.5	98.5	574.5				
	1994.08- 1996.12	AT	R	F	Saloon Engine B5252FS	262002	Drive Shaft	48T	26	26	56.5	98.5	1028				
	1994.08- 1996.12	MT		F	Saloon Engine B5252FS	662015	Inner Joint		26	25	40	531.5	66.5				
	1994.08- 1996.12	MT/AT		F	Saloon Engine B5252FS	862001	Outer Joint	48T	26	25	56.5	98.5	56	O			
2.5 (125 kW)	1991.08- 1996.12			F	Saloon Engine B5254S	862014	Outer Joint		26	25	56.5	98.5	56	O			
	1991.08- 1996.12	AT	L	F	Saloon Engine B5254S	262001	Drive Shaft	48T	26	26	56.5	98.5	574.5				
	1991.08- 1996.12	AT	R	F	Saloon Engine B5254S	262002	Drive Shaft	48T	26	26	56.5	98.5	1028				
	1991.08- 1996.12	MT		F	Saloon Engine B5254S	662015	Inner Joint		26	25	40	531.5	66.5				
	1991.08- 1996.12	MT/AT		F	Saloon Engine B5254S	862001	Outer Joint	48T	26	25	56.5	98.5	56	O			
2.5 TDi (103 kW)	1995.08- 1996.12			F	Saloon Engine D5252T	862016	Outer Joint		26	28	56.5	97.5	66	O			
	1995.08- 1996.12	MT/AT		F	Saloon Engine D5252T	862002	Outer Joint	48T	26	28	56.5	97.5	66	O			
850 (LW)																	
2.0 (105 kW)	1993.02- 1996.12			F	Estate Engine B5204F	862014	Outer Joint		26	25	56.5	98.5	56	O			
	1993.02- 1996.12	AT	L	F	Estate Engine B5204F	262001	Drive Shaft	48T	26	26	56.5	98.5	574.5				
	1993.02- 1996.12	AT	R	F	Estate Engine B5204F	262002	Drive Shaft	48T	26	26	56.5	98.5	1028				
	1993.02- 1996.12	MT		F	Estate Engine B5204F	662015	Inner Joint		26	25	40	531.5	66.5				
	1993.02- 1996.12			F	Estate Engine B5204F	862001	Outer Joint	48T	26	25	56.5	98.5	56	O			
2.0 (93 kW)	1994.08- 1996.12			F	Estate Engine B5202S	862014	Outer Joint		26	25	56.5	98.5	56	O			
	1994.08- 1996.12	AT	L	F	Estate Engine B5202S	262001	Drive Shaft	48T	26	26	56.5	98.5	574.5				
	1994.08- 1996.12	AT	R	F	Estate Engine B5202S	262002	Drive Shaft	48T	26	26	56.5	98.5	1028				
	1994.08- 1996.12	MT		F	Estate Engine B5202S	662015	Inner Joint		26	25	40	531.5	66.5				
	1994.08- 1996.12			F	Estate Engine B5202S	862001	Outer Joint	48T	26	25	56.5	98.5	56	O			





	 YEAR	TRANSM	L/R	F/R	REMARKS	GSP Ref.	 PRODUCT	 ABS	Technical Specifications									
									A	B	C	H	L	P				
VOLVO																		
850 (LW)																		
2.0 Turbo (132 kW)	1993.09- 1997.10			F	Estate Engine B5204T2	862016	Outer Joint		26	28	56.5	97.5	66	O				
2.0 Turbo (155 kW)	1993.02- 1996.12			F	Estate Engine B5204FT/B5204T	862016	Outer Joint		26	28	56.5	97.5	66	O				
	1993.02- 1996.12	MT/AT		F	Estate Engine B5204FT/B5204T	862002	Outer Joint	48T	26	28	56.5	97.5	66	O				
2.3 (106 kW)	1996.01- 1996.10			F	Estate Engine B5234FS	862014	Outer Joint		26	25	56.5	98.5	56	O				
2.3 T5 (166 kW)	1993.02- 1996.12			F	Estate Engine B5234FT	862016	Outer Joint		26	28	56.5	97.5	66	O				
	1993.02- 1996.12	MT/AT		F	Estate Engine B5234FT	862002	Outer Joint	48T	26	28	56.5	97.5	66	O				
2.3 T5 R (176 kW)	1996.04- 1996.10			F	Estate Engine B5234T2	862016	Outer Joint		26	28	56.5	97.5	66	O				
2.3 T5 R (184 kW)	1995.08- 1996.12			F	Estate Engine B5234T4	862016	Outer Joint		26	28	56.5	97.5	66	O				
	1995.08- 1996.12	MT		F	Estate Engine B5234T4	862002	Outer Joint	48T	26	28	56.5	97.5	66	O				
2.3 Turbo R (177 kW)	1995.06- 1997.10			F	Estate Engine B5234T5	862016	Outer Joint		26	28	56.5	97.5	66	O				
2.4 GLE (142 kW)	1993.09- 1997.10			F	Estate Engine B5254T	862014	Outer Joint		26	25	56.5	98.5	56	O				
2.5 (103 kW)	1992.08- 1994.07			F	Estate Engine B5252	862014	Outer Joint		26	25	56.5	98.5	56	O				
	1992.08- 1994.07	AT	L	F	Estate Engine B5252	262001	Drive Shaft	48T	26	26	56.5	98.5	574.5					
	1992.08- 1994.07	AT	R	F	Estate Engine B5252	262002	Drive Shaft	48T	26	26	56.5	98.5	1028					
	1992.08- 1994.07	MT		F	Estate Engine B5252	662015	Inner Joint		26	25	40	531.5	66.5					
	1992.08- 1994.07	MT/AT		F	Estate Engine B5252	862001	Outer Joint	48T	26	25	56.5	98.5	56	O				
2.5 (106 kW)	1994.08- 1996.12			F	Estate Engine B5252FS	862014	Outer Joint		26	25	56.5	98.5	56	O				
	1994.08- 1996.12	AT	L	F	Estate Engine B5252FS	262001	Drive Shaft	48T	26	26	56.5	98.5	574.5					
	1994.08- 1996.12	AT	R	F	Estate Engine B5252FS	262002	Drive Shaft	48T	26	26	56.5	98.5	1028					
	1994.08- 1996.12	MT		F	Estate Engine B5252FS	662015	Inner Joint		26	25	40	531.5	66.5					
	1994.08- 1996.12	MT/AT		F	Estate Engine B5252FS	862001	Outer Joint	48T	26	25	56.5	98.5	56	O				
2.5 (125 kW)	1992.09- 1996.12			F	Estate Engine B5254S	862014	Outer Joint		26	25	56.5	98.5	56	O				
	1992.09- 1996.12	AT	L	F	Estate Engine B5254S	262001	Drive Shaft	48T	26	26	56.5	98.5	574.5					
	1992.09- 1996.12	AT	R	F	Estate Engine B5254S	262002	Drive Shaft	48T	26	26	56.5	98.5	1028					
	1992.09- 1996.12	MT		F	Estate Engine B5254S	662015	Inner Joint		26	25	40	531.5	66.5					
	1992.09- 1996.12	MT/AT		F	Estate Engine B5254S	862001	Outer Joint	48T	26	25	56.5	98.5	56	O				
2.5 AWD (142 kW)	1996.04- 1996.12	MT/AT		F	All-wheel Drive Estate Engine B5254T	862002	Outer Joint	48T	26	28	56.5	97.5	66	O				
2.5 TDi (103 kW)	1995.08- 1996.12			F	Estate Engine D5252T	862016	Outer Joint		26	28	56.5	97.5	66	O				
	1995.08- 1996.12	MT/AT		F	Estate Engine D5252T	862002	Outer Joint	48T	26	28	56.5	97.5	66	O				
C30																		
1.8 (92 kW)	2006.10- 2008.02	5MT	L	F	Hatchback Engine B4184S11	218328	Drive Shaft		36	26	55.3	48	580					
	2006.10- 2008.02	5MT	R	F	Hatchback Engine B4184S11	218329	Drive Shaft		36	26	55.3	48	920					
1.8 FlexFuel (92 kW)	2007.01- 2012.12	5MT	L	F	Hatchback Engine B4184S8	218328	Drive Shaft		36	26	55.3	48	580					
	2007.01- 2012.12	5MT	R	F	Hatchback Engine B4184S8	218329	Drive Shaft		36	26	55.3	48	920					
2.0 (107 kW)	2006.10- 2008.02	5MT	L	F	Hatchback Engine B4204S3	218328	Drive Shaft		36	26	55.3	48	580					
	2006.10- 2008.02	5MT	R	F	Hatchback Engine B4204S3	218329	Drive Shaft		36	26	55.3	48	920					
C70 I																		
2.0 (132 kW)	1997.03- 2002.09			F	Coupe Engine B5204T2	862014	Outer Joint		26	25	56.5	98.5	56	O				
	1997.03- 2002.09	AT	L	F	Coupe Engine B5204T2	262001	Drive Shaft	48T	26	26	56.5	98.5	574.5					
	1997.03- 2002.09	AT	R	F	Coupe Engine B5204T2	262002	Drive Shaft	48T	26	26	56.5	98.5	1028					
	1997.03- 2002.09	MT/AT		F	Coupe Engine B5204T2	862010	Outer Joint	48T	36	33	56.5	48	58	M				
	1997.03- 2002.09	MT		F	Coupe Engine B5204T2	662015	Inner Joint		26	25	40	531.5	66.5					
	1997.03- 2002.09	MT/AT		F	Coupe Engine B5204T2	862001	Outer Joint	48T	26	25	56.5	98.5	56	O				
	1998.03- 2005.10			F	Convertible Engine B5204T2	862014	Outer Joint		26	25	56.5	98.5	56	O				
	1998.03- 2005.10	MT/AT		F	Convertible Engine B5204T2	862010	Outer Joint	48T	36	33	56.5	48	58	M				
	1998.03- 2005.10	MT/AT		F	Convertible Engine B5204T2	862001	Outer Joint	48T	26	25	56.5	98.5	56	O				
2.0 T (120 kW)	2000.03- 2002.09			F	Coupe Engine B5204T4	862016	Outer Joint		26	28	56.5	97.5	66	O				
	2000.03- 2005.10			F	Convertible Engine B5204T4	862016	Outer Joint		26	28	56.5	97.5	66	O				
	2000.03- 2002.09	MT/AT		F	Coupe Engine B5204T4	862010	Outer Joint	48T	36	33	56.5	48	58	M				
	2000.03- 2005.10	MT/AT		F	Convertible Engine B5204T4	862010	Outer Joint	48T	36	33	56.5	48	58	M				
	2000.03- 2002.09	MT		F	Coupe Engine B5204T4	862009	Outer Joint	48T	36	27	56.5	48	66	M				
	2000.03- 2005.10	MT		F	Convertible Engine B5204T4	862009	Outer Joint	48T	36	27	56.5	48	66	M				
2.0 T (166 kW)	1997.03- 2002.09			F	Coupe Engine B5204T3	862016	Outer Joint		26	28	56.5	97.5	66	O				
	1997.03- 2002.09	MT/AT		F	Coupe Engine B5204T3	862002	Outer Joint	48T	26	28	56.5	97.5	66	O				
	1997.03- 2002.09	MT		F	Coupe Engine B5204T3	862009	Outer Joint	48T	36	27	56.5	48	66	M				
	1998.03- 2005.10			F	Convertible Engine B5204T3	862016	Outer Joint		26	28	56.5	97.5	66	O				
	1998.03- 2005.10	MT/AT		F	Convertible Engine B5204T3	862002	Outer Joint	48T	26	28	56.5	97.5	66	O				
	1998.03- 2005.10	MT		F	Convertible Engine B5204T3	862009	Outer Joint	48T	36	27	56.5	48	66	M				
2.3 T5 (176 kW)	1997.03- 2002.09			F	Coupe Engine B5234T3	862016	Outer Joint		26	28	56.5	97.5	66	O				
	1997.03- 2002.09	MT/AT		F	Coupe Engine B5234T3	862002	Outer Joint	48T	26	28	56.5	97.5	66	O				
	1997.03- 2002.09	MT		F	Coupe Engine B5234T3	862009	Outer Joint	48T	36	27	56.5	48	66	M				
	1998.03- 2005.10			F	Convertible Engine B5234T3	862016	Outer Joint		26	28	56.5	97.5	66	O				

	 YEAR	TRANSM	L/R	F/R	REMARKS	GSP Ref.	 PRODUCT	 ABS	Technical Specifications							
									A	B	C	H	L	P		
VOLVO C70 I																
2.3 T5 (176 kW)	1998.03- 2005.10	MT/AT		F	Convertible Engine B5234T3	862002	Outer Joint	48T	26	28	56.5	97.5	66	O		
	1998.03- 2005.10	MT		F	Convertible Engine B5234T3	862009	Outer Joint	48T	36	27	56.5	48	66	M		
2.3 T5 (180 kW)	2002.07- 2005.10			F	Convertible Engine B5234T9	862016	Outer Joint		26	28	56.5	97.5	66	O		
	2002.07- 2005.10			F	Convertible Engine B5234T9	852008	Outer Joint	29T	33	27	59	98	65	I		
	2002.07- 2005.10	MT		F	Convertible Engine B5234T9	862009	Outer Joint	48T	36	27	56.5	48	66	M		
2.4 T (147 kW)	1999.04- 2002.08			F	Convertible Engine B5244T7	862016	Outer Joint		26	28	56.5	97.5	66	O		
	1999.04- 2002.08	MT		F	Convertible Engine B5244T7	862009	Outer Joint	48T	36	27	56.5	48	66	M		
2.5 (121 kW)	1999.03- 2002.09	MT/AT		F	Coupe Engine B5254S	862010	Outer Joint	48T	36	33	56.5	48	58	M		
2.5 (125 kW)	1998.06- 2005.10			F	Convertible Engine B5254S	862014	Outer Joint		26	25	56.5	98.5	56	O		
	1998.06- 2005.10	MT/AT		F	Convertible Engine B5254S	862010	Outer Joint	48T	36	33	56.5	48	58	M		
	1998.06- 2005.10	MT		F	Convertible Engine B5254S	862009	Outer Joint	48T	36	27	56.5	48	66	M		
	1999.05- 2002.09			F	Coupe Engine B5244S/B5254S	862014	Outer Joint		26	25	56.5	98.5	56	O		
	1999.05- 2002.09	MT/AT		F	Coupe Engine B5244S/B5254S	862010	Outer Joint	48T	36	33	56.5	48	58	M		
2.5 T (142 kW)	1997.03- 2002.09			F	Coupe Engine B5244T/B5254T	862016	Outer Joint		26	28	56.5	97.5	66	O		
	1997.03- 2002.09	MT/AT		F	Coupe Engine B5244T/B5254T	862002	Outer Joint	48T	26	28	56.5	97.5	66	O		
	1997.03- 2002.09	MT		F	Coupe Engine B5244T/B5254T	862009	Outer Joint	48T	36	27	56.5	48	66	M		
	1998.03- 2005.10			F	Convertible Engine B5244T/B5254T	862016	Outer Joint		26	28	56.5	97.5	66	O		
	1998.03- 2005.10	MT/AT		F	Convertible Engine B5244T/B5254T	862002	Outer Joint	48T	26	28	56.5	97.5	66	O		
	1998.03- 2005.10	MT		F	Convertible Engine B5244T/B5254T	862009	Outer Joint	48T	36	27	56.5	48	66	M		
S40																
1.6 (80 kW)	1999- 2003					862024	Outer Joint	43T	26	27	56.5	98	66.5	M		
S40 I (VS)																
1.6 (77 kW)	1995.09- 1999.08			F	Saloon Engine B4164S	862009	Outer Joint	48T	36	27	56.5	48	66	M		
	1995.09- 1999.08	MT/AT		F	Saloon Engine B4164S	862003	Outer Joint	43T	25	25	54	95	61	O		
	1995.09- 1999.08			F	Saloon Engine B4164S	839021	Outer Joint		25	29	54	94.5	64.5	O		
	1995.09- 1999.08		L	F	Saloon Engine B4164S	262004	Drive Shaft	43T	25	29.95	54	95	628.7			
1.6 (80 kW)	1999.03- 2003.12		L	F	Saloon Engine B4164S2	262004	Drive Shaft	43T	25	29.95	54	95	628.7			
	1999.03- 2003.12	MT/AT		F	Saloon Engine B4164S2	862008	Outer Joint	43T	25	33	54	95	61	M		
	1999.03- 2003.12	MT		F	Saloon Engine B4164S2	839021	Outer Joint		25	29	54	94.5	64.5	O		
1.8 (85 kW)	1995.07- 1999.08	MT		F	Saloon Engine B4184S/B4184S3	862009	Outer Joint	48T	36	27	56.5	48	66	M		
	1995.07- 1999.08	AT		F	Saloon Engine B4184S/B4184S3	862003	Outer Joint	43T	25	25	54	95	61	O		
	1995.07- 1999.08			F	Saloon Engine B4184S/B4184S3	839021	Outer Joint		25	29	54	94.5	64.5	O		
	1998.09- 1999.03	MT		F	Saloon Engine B4184S2	839021	Outer Joint		25	29	54	94.5	64.5	O		
1.8 (90 kW)	1999.03- 2003.12	MT/AT		F	Saloon Engine B4184S2/B4184S9	862008	Outer Joint	43T	25	33	54	95	61	M		
	1999.03- 2003.12			F	Saloon Engine B4184S2/B4184S9	839021	Outer Joint		25	29	54	94.5	64.5	O		
1.8 i (90 kW)	2001.06- 2003.12	MT/AT		F	Saloon Engine B4184SJ	862011	Outer Joint	43T	25	33	56.3	99	61.5	M		
	2001.06- 2003.12			F	Saloon Engine B4184SJ	839021	Outer Joint		25	29	54	94.5	64.5	O		
1.8 i (92 kW)	1998.03- 2003.12	MT/AT		F	Saloon Engine B4184SM	862008	Outer Joint	43T	25	33	54	95	61	M		
	1998.03- 2003.12			F	Saloon Engine B4184SM	839021	Outer Joint		25	29	54	94.5	64.5	O		
1.9 Di (70 kW)	1999.03- 2000.07	MT/AT		F	Saloon Engine D4192T2	862012	Outer Joint	43T	26	27	56.5	98	66.5	M		
	1999.03- 2000.07	MT		F	Saloon Engine D4192T2	839021	Outer Joint		25	29	54	94.5	64.5	O		
1.9 Di (75 kW)	2000.07- 2003.12	MT/AT		F	Saloon Engine D4192T4	862012	Outer Joint	43T	26	27	56.5	98	66.5	M		
	2000.07- 2003.12			F	Saloon Engine D4192T4	839021	Outer Joint		25	29	54	94.5	64.5	O		
1.9 Di (85 kW)	2000.07- 2003.12	MT/AT		F	Saloon Engine D4192T3	862012	Outer Joint	43T	26	27	56.5	98	66.5	M		
1.9 T4 (147 kW)	1997.05- 2000.07	MT/AT		F	Saloon Engine B4194T/B4194T2	862012	Outer Joint	43T	26	27	56.5	98	66.5	M		
	1997.05- 2000.07			F	Saloon Engine B4194T/B4194T2	862003	Outer Joint	43T	25	25	54	95	61	O		
1.9 TD (66 kW)	1995.07- 1999.08			F	Saloon Engine D4192T	862009	Outer Joint	48T	36	27	56.5	48	66	M		
	1995.07- 1999.08			F	Saloon Engine D4192T	839022	Outer Joint	43T	25	29	54	94.5	64.5	O		
	1995.07- 1999.08			F	Saloon Engine D4192T	839021	Outer Joint		25	29	54	94.5	64.5	O		
2.0 (100 kW)	1995.07- 2003.12	MT/AT		F	Saloon Engine B4204S/B4204S2	862003	Outer Joint	43T	25	25	54	95	61	O		
	1995.07- 2003.12			F	Saloon Engine B4204S/B4204S2	839021	Outer Joint		25	29	54	94.5	64.5	O		
2.0 (103 kW)	1995.07- 1999.08	MT		F	Saloon Engine B4204S	862009	Outer Joint	48T	36	27	56.5	48	66	M		
	1995.07- 1999.08	AT		F	Saloon Engine B4204S	862003	Outer Joint	43T	25	25	54	95	61	O		
	1995.07- 1999.08			F	Saloon Engine B4204S	839021	Outer Joint		25	29	54	94.5	64.5	O		
2.0 T (118 kW)	1997.10- 2003.12	MT/AT		F	Saloon Engine B4204T	862012	Outer Joint	43T	26	27	56.5	98	66.5	M		
	1997.10- 2003.12			F	Saloon Engine B4204T	862003	Outer Joint	43T	25	25	54	95	61	O		
2.0 T (121 kW)	2000.07- 2001.06	MT/AT		F	Saloon Engine B4204T3	862012	Outer Joint	43T	26	27	56.5	98	66.5	M		
2.0 T4 (147 kW)	2000.07- 2003.12	MT/AT		F	Saloon Engine B4204T5	862012	Outer Joint	43T	26	27	56.5	98	66.5	M		
S40 II (MS)																
1.8 (92 kW)	2004.01- 2008.02	5MT	L	F	Saloon Engine B4184S11	218328	Drive Shaft		36	26	55.3	48	580			
	2004.01- 2008.02	5MT	R	F	Saloon Engine B4184S11	218329	Drive Shaft		36	26	55.3	48	920			

	 YEAR	TRANSM	L/R	F/R	REMARKS	GSP Ref.	 PRODUCT	 ABS	Technical Specifications					
									A	B	C	H	L	P
VOLVO														
S40 II (MS)														
1.8 FlexFuel (92 kW)	2006.01-	5MT	L	F	Saloon Engine B4184S8	218328	Drive Shaft		36	26	55.3	48	580	
	2006.01-	5MT	R	F	Saloon Engine B4184S8	218329	Drive Shaft		36	26	55.3	48	920	
2.0 (107 kW)	2004.06- 2007.06	5MT	L	F	Saloon Engine B4204S3	218328	Drive Shaft		36	26	55.3	48	580	
	2004.06- 2007.06	5MT	R	F	Saloon Engine B4204S3	218329	Drive Shaft		36	26	55.3	48	920	
S40-V40														
1.8 i	1996.01-	MT	L			262004	Drive Shaft	43T	25	29.95	54	95	628.7	
S60														
2.0 T (132 kW)	2001.09- 2010.04	MT/AT		F	Saloon Engine B5204T5	862010	Outer Joint	48T	36	33	56.5	48	58	M
2.3 T5 (184 kW)	2000.11- 2010.04	MT/AT		F	Saloon Engine B5234T3	862009	Outer Joint	48T	36	27	56.5	48	66	M
2.4 (103 kW)	2000.11- 2010.04	MT/AT		F	Saloon Engine B5244S2	862010	Outer Joint	48T	36	33	56.5	48	58	M
2.4 (125 kW)	2000.11- 2010.04	MT/AT		F	Saloon Engine B5244S	862010	Outer Joint	48T	36	33	56.5	48	58	M
2.4 Bifuel (103 kW)	2002.06- 2010.04	MT/AT		F	Saloon Engine B5244SG	862010	Outer Joint	48T	36	33	56.5	48	58	M
2.4 D (96 kW)	2001.12- 2010.04	MT/AT		F	Saloon Engine D5244T2	862009	Outer Joint	48T	36	27	56.5	48	66	M
2.4 D5 (120 kW)	2001.07- 2010.04	MT/AT		F	Saloon Engine D5244T	862009	Outer Joint	48T	36	27	56.5	48	66	M
2.4 T (147 kW)	2000.11- 2010.04	MT/AT		F	Saloon Engine B5244T3	862009	Outer Joint	48T	36	27	56.5	48	66	M
2.4 T AWD (147 kW)	2001.11- 2010.04	MT/AT		F	All-wheel Drive Saloon Engine B5244T3	862009	Outer Joint	48T	36	27	56.5	48	66	M
2.4 T5 (191 kW)	2004.05- 2007.11	MT/AT		F	Saloon Engine B5244T5	862009	Outer Joint	48T	36	27	56.5	48	66	M
2.5 T (154 kW)	2003.03- 2007.11	MT/AT		F	Saloon Engine B5254T2	862009	Outer Joint	48T	36	27	56.5	48	66	M
2.5 T AWD (154 kW)	2004.04- 2010.04	MT/AT		F	All-wheel Drive Saloon Engine B5254T2	862009	Outer Joint	48T	36	27	56.5	48	66	M
R 2,5 T AWD (221 kW)	2003.03- 2010.04	MT/AT		F	All-wheel Drive Saloon Engine B5254T4	862009	Outer Joint	48T	36	27	56.5	48	66	M
S70 (LS)														
2.0 (105 kW)	1997.01- 2000.11			F	Saloon Engine B5204F	862014	Outer Joint		26	25	56.5	98.5	56	O
	1997.01- 2000.11	AT	L	F	Saloon Engine B5204F	262001	Drive Shaft	48T	26	26	56.5	98.5	574.5	
	1997.01- 2000.11	AT	R	F	Saloon Engine B5204F	262002	Drive Shaft	48T	26	26	56.5	98.5	1028	
	1997.01- 2000.11	MT/AT		F	Saloon Engine B5204F	862010	Outer Joint	48T	36	33	56.5	48	58	M
	1997.01- 2000.11	MT		F	Saloon Engine B5204F	662015	Inner Joint		26	25	40	531.5	66.5	
	1997.01- 2000.11	MT/AT		F	Saloon Engine B5204F	862001	Outer Joint	48T	26	25	56.5	98.5	56	O
2.0 (120 kW)	1997.01- 2000.11	MT		F	Saloon Engine B5204T4	862009	Outer Joint	48T	36	27	56.5	48	66	M
	1997.01- 2000.11			F	Saloon Engine B5204T4	862014	Outer Joint		26	25	56.5	98.5	56	O
	1997.01- 2000.11			F	Saloon Engine B5204T4	862001	Outer Joint	48T	26	25	56.5	98.5	56	O
2.0 (132 kW)	1997.01- 2000.11			F	Saloon Engine B5204T2	862014	Outer Joint		26	25	56.5	98.5	56	O
	1997.01- 2000.11	AT	L	F	Saloon Engine B5204T2	262001	Drive Shaft	48T	26	26	56.5	98.5	574.5	
	1997.01- 2000.11	AT	R	F	Saloon Engine B5204T2	262002	Drive Shaft	48T	26	26	56.5	98.5	1028	
	1997.01- 2000.11	MT/AT		F	Saloon Engine B5204T2	862010	Outer Joint	48T	36	33	56.5	48	58	M
	1997.01- 2000.11	MT		F	Saloon Engine B5204T2	662015	Inner Joint		26	25	40	531.5	66.5	
	1997.01- 2000.11	MT/AT		F	Saloon Engine B5204T2	862001	Outer Joint	48T	26	25	56.5	98.5	56	O
2.0 (93 kW)	1997.01- 2000.11			F	Saloon Engine B5202S	862014	Outer Joint		26	25	56.5	98.5	56	O
	1997.01- 2000.11	AT	L	F	Saloon Engine B5202S	262001	Drive Shaft	48T	26	26	56.5	98.5	574.5	
	1997.01- 2000.11	AT	R	F	Saloon Engine B5202S	262002	Drive Shaft	48T	26	26	56.5	98.5	1028	
	1997.01- 2000.11	MT/AT		F	Saloon Engine B5202S	862010	Outer Joint	48T	36	33	56.5	48	58	M
	1997.01- 2000.11	MT		F	Saloon Engine B5202S	662015	Inner Joint		26	25	40	531.5	66.5	
	1997.01- 2000.11	MT/AT		F	Saloon Engine B5202S	862001	Outer Joint	48T	26	25	56.5	98.5	56	O
2.0 Turbo (155 kW)	1997.01- 2000.11	MT/AT		F	Saloon Engine B5204T	862009	Outer Joint	48T	36	27	56.5	48	66	M
	1997.01- 2000.11			F	Saloon Engine B5204T	862016	Outer Joint		26	28	56.5	97.5	66	O
	1997.01- 2000.11	MT/AT		F	Saloon Engine B5204T	862002	Outer Joint	48T	26	28	56.5	97.5	66	O
2.0 Turbo (166 kW)	1997.01- 2000.11	MT		F	Saloon Engine B5204T3	862009	Outer Joint	48T	36	27	56.5	48	66	M
	1997.01- 2000.11			F	Saloon Engine B5204T3	862016	Outer Joint		26	28	56.5	97.5	66	O
	1997.01- 2000.11	MT/AT		F	Saloon Engine B5204T3	862002	Outer Joint	48T	26	28	56.5	97.5	66	O
2.3 T5 (176 kW)	1997.01- 2000.11	MT/AT		F	Saloon Engine B5234T3	862009	Outer Joint	48T	36	27	56.5	48	66	M
	1997.01- 2000.11			F	Saloon Engine B5234T3	862016	Outer Joint		26	28	56.5	97.5	66	O
	1997.01- 2000.11	MT/AT		F	Saloon Engine B5234T3	862002	Outer Joint	48T	26	28	56.5	97.5	66	O
2.3 Turbo (184 kW)	1997.01- 2000.11	MT/AT		F	Saloon Engine B5234FT+	862009	Outer Joint	48T	36	27	56.5	48	66	M
	1997.01- 2000.11			F	Saloon Engine B5234FT+	862016	Outer Joint		26	28	56.5	97.5	66	O
	1997.01- 2000.11	MT/AT		F	Saloon Engine B5234FT+	862002	Outer Joint	48T	26	28	56.5	97.5	66	O
	1997.01- 2000.11			F	Saloon Engine B5234FT+	862001	Outer Joint	48T	26	25	56.5	98.5	56	O
2.4 (103 kW)	1999.08- 2000.11			F	Saloon Engine B5244S2/B5244SG	862014	Outer Joint		26	25	56.5	98.5	56	O
	1999.08- 2000.11	MT/AT		F	Saloon Engine B5244S2/B5244SG	862010	Outer Joint	48T	36	33	56.5	48	58	M
2.4 (125 kW)	1997.01- 2000.11			F	Saloon Engine B5244S	862014	Outer Joint		26	25	56.5	98.5	56	O
	1997.01- 2000.11	AT	L	F	Saloon Engine B5244S	262001	Drive Shaft	48T	26	26	56.5	98.5	574.5	
	1997.01- 2000.11	AT	R	F	Saloon Engine B5244S	262002	Drive Shaft	48T	26	26	56.5	98.5	1028	
	1997.01- 2000.11	MT/AT		F	Saloon Engine B5244S	862010	Outer Joint	48T	36	33	56.5	48	58	M
	1997.01- 2000.11	MT		F	Saloon Engine B5244S	662015	Inner Joint		26	25	40	531.5	66.5	

	 YEAR	TRANSM	L/R	F/R	REMARKS	GSP Ref.	 PRODUCT	 ABS	Technical Specifications					
									A	B	C	H	L	P
VOLVO														
S70 (LS)														
2.4 (125 kW)	1997.01- 2000.11	MT/AT		F	Saloon Engine B5244S	862001	Outer Joint	48T	26	25	56.5	98.5	56	O
2.4 AWD (106 kW)	1996.11- 1999.05	MT/AT			All-wheel Drive Saloon Engine B5252FS	862001	Outer Joint	48T	26	25	56.5	98.5	56	O
2.4 AWD (121 kW)	1998.10- 1999.05				All-wheel Drive Saloon Engine B5254S	862001	Outer Joint	48T	26	25	56.5	98.5	56	O
2.4 Turbo (142 kW)	1997.01- 2000.11	MT		F	Saloon Engine B5244T/B5254T	862009	Outer Joint	48T	36	27	56.5	48	66	M
	1997.01- 2000.11			F	Saloon Engine B5244T/B5254T	862016	Outer Joint		26	28	56.5	97.5	66	O
	1997.01- 2000.11	MT/AT		F	Saloon Engine B5244T/B5254T	862002	Outer Joint	48T	26	28	56.5	97.5	66	O
2.5 (106 kW)	1997.01- 2000.11			F	Saloon Engine B5252FS	862014	Outer Joint		26	25	56.5	98.5	56	O
	1997.01- 2000.11	AT	L	F	Saloon Engine B5252FS	262001	Drive Shaft	48T	26	26	56.5	98.5	574.5	
	1997.01- 2000.11	AT	R	F	Saloon Engine B5252FS	262002	Drive Shaft	48T	26	26	56.5	98.5	1028	
	1997.01- 2000.11	MT/AT		F	Saloon Engine B5252FS	862010	Outer Joint	48T	36	33	56.5	48	58	M
	1997.01- 2000.11	MT		F	Saloon Engine B5252FS	662015	Inner Joint		26	25	40	531.5	66.5	
2.5 (121 kW)	1997.01- 2000.11	MT/AT		F	Saloon Engine B5252FS	862001	Outer Joint	48T	26	25	56.5	98.5	56	O
	1998.06- 2000.11			F	Saloon Engine B5254S	862014	Outer Joint		26	25	56.5	98.5	56	O
	1998.06- 2000.11	MT/AT		F	Saloon Engine B5254S	862010	Outer Joint	48T	36	33	56.5	48	58	M
2.5 Bifuel (103 kW)	1998.06- 2000.11		F	Saloon Engine B5254S	862001	Outer Joint	48T	26	25	56.5	98.5	56	O	
2.5 Bifuel (103 kW)	1999.07- 2000.11	MT/AT		F	Saloon Engine B5244SG	862010	Outer Joint	48T	36	33	56.5	48	58	M
2.5 Bifuel (106 kW)	1998.10- 2000.11	MT/AT		F	Saloon Engine GB5252S	862010	Outer Joint	48T	36	33	56.5	48	58	M
	1998.10- 2000.11	MT/AT		F	Saloon Engine GB5252S	862001	Outer Joint	48T	26	25	56.5	98.5	56	O
2.5 TDi (103 kW)	1997.01- 2000.11	MT		F	Saloon Engine D5252T	862009	Outer Joint	48T	36	27	56.5	48	66	M
	1997.01- 2000.11			F	Saloon Engine D5252T	862016	Outer Joint		26	28	56.5	97.5	66	O
	1997.01- 2000.11	MT/AT		F	Saloon Engine D5252T	862002	Outer Joint	48T	26	28	56.5	97.5	66	O
S80 I (TS, XY)														
2.0 (120 kW)	1998.06- 2006.07	MT/AT		F	Saloon Engine B5204T4	862010	Outer Joint	48T	36	33	56.5	48	58	M
	1998.06- 2006.07			F	Saloon Engine B5204T4	862001	Outer Joint	48T	26	25	56.5	98.5	56	O
2.0 T (132 kW)	1999.12- 2006.07	MT/AT		F	Saloon Engine B5204T5	862010	Outer Joint	48T	36	33	56.5	48	58	M
2.0 T (166 kW)	1998.06- 2006.07	MT/AT		F	Saloon Engine B5204T3	862009	Outer Joint	48T	36	27	56.5	48	66	M
2.4 (103 kW)	1999.01- 2006.07	MT/AT		F	Saloon Engine B5244S2	862010	Outer Joint	48T	36	33	56.5	48	58	M
2.4 (125 kW)	1999.01- 2006.07	MT/AT		F	Saloon Engine B5244S	862010	Outer Joint	48T	36	33	56.5	48	58	M
2.4 Bifuel (103 kW)	2001.09- 2006.07	MT/AT		F	Saloon Engine B5244SG2	862010	Outer Joint	48T	36	33	56.5	48	58	M
2.4 D (96 kW)	2001.10- 2006.07	MT/AT		F	Saloon Engine D5244T2	862009	Outer Joint	48T	36	27	56.5	48	66	M
2.4 D5 (120 kW)	2001.08- 2006.07	MT/AT		F	Saloon Engine D5244T	862009	Outer Joint	48T	36	27	56.5	48	66	M
2.4 T (147 kW)	2000.06- 2006.07	MT/AT		F	Saloon Engine B5244T3	862009	Outer Joint	48T	36	27	56.5	48	66	M
2.5 T AWD (154 kW)	2003.07- 2006.07	MT/AT			All-wheel Drive Saloon Engine B5254T2	862009	Outer Joint	48T	36	27	56.5	48	66	M
2.5 TDi (103 kW)	1999.01- 2006.07	MT/AT		F	Saloon Engine D5252T	862009	Outer Joint	48T	36	27	56.5	48	66	M
2.8 T6 (200 kW)	1998.05- 2006.07	MT/AT		F	Saloon Engine B6284T	862009	Outer Joint	48T	36	27	56.5	48	66	M
2.9 (147 kW)	1999.03- 2006.07	MT/AT		F	Saloon Engine B6294S	862009	Outer Joint	48T	36	27	56.5	48	66	M
2.9 (150 kW)	1998.05- 2006.07	MT/AT		F	Saloon Engine B6304S3	862009	Outer Joint	48T	36	27	56.5	48	66	M
3.0 (144 kW)	2001.06- 2006.07	MT/AT		F	Saloon Engine B6294S2	862009	Outer Joint	48T	36	27	56.5	48	66	M
3.0 T6 (200 kW)	2001.06- 2006.07	MT/AT		F	Saloon Engine B6294T	862009	Outer Joint	48T	36	27	56.5	48	66	M
V40														
1.6 (80 kW)	1999- 2003					862024	Outer Joint	43T	26	27	56.5	98	66.5	M
1.9 Di (70 kW)	1999- 2000					862024	Outer Joint	43T	26	27	56.5	98	66.5	M
1.9 Di (75 kW)	2000-					862024	Outer Joint	43T	26	27	56.5	98	66.5	M
1.9 Di (85 kW)	2000-					862024	Outer Joint	43T	26	27	56.5	98	66.5	M
V40 (VW)														
1.6 (77 kW)	1995.12- 1999.08			F	Estate Engine B4164S	862009	Outer Joint	48T	36	27	56.5	48	66	M
	1995.12- 1999.08	MT/AT		F	Estate Engine B4164S	862003	Outer Joint	43T	25	25	54	95	61	O
	1995.12- 1999.08			F	Estate Engine B4164S	839021	Outer Joint		25	29	54	94.5	64.5	O
	1995.12- 1999.08		L	F	Estate Engine B4164S	262004	Drive Shaft	43T	25	29.95	54	95	628.7	
1.6 (80 kW)	1999.03- 2004.06	MT/AT		F	Estate Engine B4164S2	862008	Outer Joint	43T	25	33	54	95	61	M
	1999.03- 2004.06	MT		F	Estate Engine B4164S2	839021	Outer Joint		25	29	54	94.5	64.5	O
1.8 (85 kW)	1995.07- 1999.08	MT		F	Estate Engine B4184S/B4184S3	862009	Outer Joint	48T	36	27	56.5	48	66	M
	1995.07- 1999.08	AT		F	Estate Engine B4184S/B4184S3	862003	Outer Joint	43T	25	25	54	95	61	O
	1995.07- 1999.08		L	F	Estate Engine B4184S/B4184S3	262004	Drive Shaft	43T	25	29.95	54	95	628.7	
	1995.07- 1999.08			F	Estate Engine B4184S/B4184S3	839021	Outer Joint		25	29	54	94.5	64.5	O
1.8 (90 kW)	1999.03- 2004.06	MT/AT		F	Estate Engine B4184S2/B4184S9	862008	Outer Joint	43T	25	33	54	95	61	M
	1999.03- 2004.06			F	Estate Engine B4184S2/B4184S9	839021	Outer Joint		25	29	54	94.5	64.5	O
1.8 i (90 kW)	2001.06- 2004.06	MT/AT		F	Estate Engine B4184SJ	862011	Outer Joint	43T	25	33	56.3	99	61.5	M
	2001.06- 2004.06			F	Estate Engine B4184SJ	839021	Outer Joint		25	29	54	94.5	64.5	O
1.8 i (92 kW)	1998.03- 2004.06	MT/AT		F	Estate Engine B4184SM	862008	Outer Joint	43T	25	33	54	95	61	M
	1998.03- 2004.06			F	Estate Engine B4184SM	839021	Outer Joint		25	29	54	94.5	64.5	O
	1998.03- 2004.06		L	F	Estate Engine B4184SM	262004	Drive Shaft	43T	25	29.95	54	95	628.7	

	 YEAR	TRANSM	L/R	F/R	REMARKS	GSP Ref.	 PRODUCT	 ABS	Technical Specifications									
									A	B	C	H	L	P				
VOLVO V40 (VW)																		
1.9 Di (70 kW)	1999.03- 2000.07	MT		F	Estate Engine D4192T2	839021	Outer Joint		25	29	54	94.5	64.5		O			
	1999.03- 2000.07	MT/AT		F	Estate Engine D4192T2	862012	Outer Joint	43T	26	27	56.5	98	66.5		M			
1.9 Di (75 kW)	2000.07- 2004.06			F	Estate Engine D4192T4	839021	Outer Joint		25	29	54	94.5	64.5		O			
	2000.07- 2004.06	MT/AT		F	Estate Engine D4192T4	862012	Outer Joint	43T	26	27	56.5	98	66.5		M			
1.9 Di (85 kW)	2000.07- 2004.06	MT/AT		F	Estate Engine D4192T3	862012	Outer Joint	43T	26	27	56.5	98	66.5		M			
1.9 T4 (147 kW)	1997.05- 2000.07	MT/AT		F	Estate Engine B4194T	862012	Outer Joint	43T	26	27	56.5	98	66.5		M			
	1997.05- 2000.07			F	Estate Engine B4194T	862003	Outer Joint	43T	25	25	54	95	61		O			
1.9 TD (66 kW)	1995.07- 1999.08			F	Estate Engine D4192T	862009	Outer Joint	48T	36	27	56.5	48	66		M			
	1995.07- 1999.08			F	Estate Engine D4192T	839022	Outer Joint	43T	25	29	54	94.5	64.5		O			
	1995.07- 1999.08		L	F	Estate Engine D4192T	262004	Drive Shaft	43T	25	29.95	54	95	628.7					
2.0 (100 kW)	1995.07- 2004.06			F	Estate Engine B4204S/B4204S2	839021	Outer Joint		25	29	54	94.5	64.5		O			
	1995.07- 2004.06	MT/AT		F	Estate Engine B4204S/B4204S2	862003	Outer Joint	43T	25	25	54	95	61		O			
2.0 (103 kW)	1995.07- 1999.08			F	Estate Engine B4204S	839021	Outer Joint		25	29	54	94.5	64.5		O			
	1995.07- 1999.08	MT/AT		F	Estate Engine B4204S	862003	Outer Joint	43T	25	25	54	95	61		O			
	1995.07- 1999.08		L	F	Estate Engine B4204S	262004	Drive Shaft	43T	25	29.95	54	95	628.7					
2.0 T (118 kW)	1997.10- 2004.01	MT/AT		F	Estate Engine B4204T	862012	Outer Joint	43T	26	27	56.5	98	66.5		M			
	1997.10- 2004.01			F	Estate Engine B4204T	862003	Outer Joint	43T	25	25	54	95	61		O			
2.0 T (121 kW)	1999.07- 2004.06	MT/AT		F	Estate Engine B4204T2	862012	Outer Joint	43T	26	27	56.5	98	66.5		M			
2.0 T4 (147 kW)	2000.07- 2004.06	MT/AT		F	Estate Engine B4204T5	862012	Outer Joint	43T	26	27	56.5	98	66.5		M			
V50 (MW)																		
1.8 (92 kW)	2004.04-	5MT	L	F	Estate Engine B4184S11	218328	Drive Shaft		36	26	55.3	48	580					
	2004.04-	5MT	R	F	Estate Engine B4184S11	218329	Drive Shaft		36	26	55.3	48	920					
1.8 FlexFuel (92 kW)	2005.01-	5MT	L	F	Estate Engine B4184S8	218328	Drive Shaft		36	26	55.3	48	580					
	2005.01-	5MT	R	F	Estate Engine B4184S8	218329	Drive Shaft		36	26	55.3	48	920					
2.0 (107 kW)	2006.10-	5MT	L	F	Estate Engine B4204S3	218328	Drive Shaft		36	26	55.3	48	580					
	2006.10-	5MT	R	F	Estate Engine B4204S3	218329	Drive Shaft		36	26	55.3	48	920					
V70 (LV)																		
2.0 (105 kW)	1997.01- 2000.03			F	Estate Engine B5204F	862014	Outer Joint		26	25	56.5	98.5	56		O			
	1997.01- 2000.03	AT	L	F	Estate Engine B5204F	262001	Drive Shaft	48T	26	26	56.5	98.5	574.5					
	1997.01- 2000.03	AT	R	F	Estate Engine B5204F	262002	Drive Shaft	48T	26	26	56.5	98.5	1028					
	1997.01- 2000.03	MT/AT		F	Estate Engine B5204F	862010	Outer Joint	48T	36	33	56.5	48	58		M			
	1997.01- 2000.03	MT		F	Estate Engine B5204F	662015	Inner Joint		26	25	40	531.5	66.5					
	1997.01- 2000.03	MT/AT		F	Estate Engine B5204F	862001	Outer Joint	48T	26	25	56.5	98.5	56		O			
2.0 (120 kW)	1997.01- 2000.03			F	Estate Engine B5204T4	862009	Outer Joint	48T	36	27	56.5	48	66		M			
	1997.01- 2000.03			F	Estate Engine B5204T4	862014	Outer Joint	26	25	56.5	98.5	56		O				
	1997.01- 2000.03			F	Estate Engine B5204T4	862001	Outer Joint	48T	26	25	56.5	98.5	56		O			
2.0 (132 kW)	1997.01- 2000.03			F	Estate Engine B5204T2	862014	Outer Joint		26	25	56.5	98.5	56		O			
	1997.01- 2000.03	AT	L	F	Estate Engine B5204T2	262001	Drive Shaft	48T	26	26	56.5	98.5	574.5					
	1997.01- 2000.03	AT	R	F	Estate Engine B5204T2	262002	Drive Shaft	48T	26	26	56.5	98.5	1028					
	1997.01- 2000.03	MT/AT		F	Estate Engine B5204T2	862010	Outer Joint	48T	36	33	56.5	48	58		M			
	1997.01- 2000.03	MT		F	Estate Engine B5204T2	662015	Inner Joint		26	25	40	531.5	66.5					
	1997.01- 2000.03	MT/AT		F	Estate Engine B5204T2	862001	Outer Joint	48T	26	25	56.5	98.5	56		O			
2.0 (93 kW)	1997.01- 2000.03			F	Estate Engine B5202S	862014	Outer Joint		26	25	56.5	98.5	56		O			
	1997.01- 2000.03	AT	L	F	Estate Engine B5202S	262001	Drive Shaft	48T	26	26	56.5	98.5	574.5					
	1997.01- 2000.03	AT	R	F	Estate Engine B5202S	262002	Drive Shaft	48T	26	26	56.5	98.5	1028					
	1997.01- 2000.03	MT/AT		F	Estate Engine B5202S	862010	Outer Joint	48T	36	33	56.5	48	58		M			
	1997.01- 2000.03	MT		F	Estate Engine B5202S	662015	Inner Joint		26	25	40	531.5	66.5					
	1997.01- 2000.03	MT/AT		F	Estate Engine B5202S	862001	Outer Joint	48T	26	25	56.5	98.5	56		O			
2.0 Turbo (155 kW)	1997.01- 2000.03	MT/AT		F	Estate Engine B5204T	862009	Outer Joint	48T	36	27	56.5	48	66		M			
	1997.01- 2000.03			F	Estate Engine B5204T	862016	Outer Joint		26	28	56.5	97.5	66		O			
	1997.01- 2000.03	MT/AT		F	Estate Engine B5204T	862002	Outer Joint	48T	26	28	56.5	97.5	66		O			
2.0 Turbo (166 kW)	1997.01- 2000.03	MT		F	Estate Engine B5204T3	862009	Outer Joint	48T	36	27	56.5	48	66		M			
	1997.01- 2000.03			F	Estate Engine B5204T3	862016	Outer Joint		26	28	56.5	97.5	66		O			
	1997.01- 2000.03	MT/AT		F	Estate Engine B5204T3	862002	Outer Joint	48T	26	28	56.5	97.5	66		O			
2.0 Turbo AWD (166 kW)	1997.01- 2000.03	MT			All-wheel Drive Estate Engine B5204T3	862009	Outer Joint	48T	36	27	56.5	48	66		M			
	1997.01- 2000.03				All-wheel Drive Estate Engine B5204T3	862016	Outer Joint		26	28	56.5	97.5	66		O			
	1997.01- 2000.03	MT/AT		F	All-wheel Drive Estate Engine B5204T3	862002	Outer Joint	48T	26	28	56.5	97.5	66		O			
2.3 T AWD (184 kW)	1997.04- 2000.03	MT/AT		F	All-wheel Drive Estate Engine B5234FT+/B5234T4	862009	Outer Joint	48T	36	27	56.5	48	66		M			
	1997.04- 2000.03				All-wheel Drive Estate Engine B5234FT+/B5234T4	862016	Outer Joint		26	28	56.5	97.5	66		O			
	1997.04- 2000.03	MT/AT		F	All-wheel Drive Estate Engine B5234FT+/B5234T4	862002	Outer Joint	48T	26	28	56.5	97.5	66		O			
2.3 T5 (176 kW)	1997.01- 2000.03	MT/AT		F	Estate Engine B5234T3	862009	Outer Joint	48T	36	27	56.5	48	66		M			
	1997.01- 2000.03			F	Estate Engine B5234T3	862016	Outer Joint		26	28	56.5	97.5	66		O			

	 YEAR	TRANSM	L/R	F/R	REMARKS	GSP Ref.	 PRODUCT	 ABS	Technical Specifications								
									A	B	C	H	L	P			
VOLVO																	
V70 (LV)																	
2.3 T5 (176 kW)	1997.01- 2000.03	MT/AT		F	Estate Engine B5234T3	862002	Outer Joint	48T	26	28	56.5	97.5	66	O			
2.3 T5 AWD (176 kW)	1997.01- 2000.03	MT/AT		F	All-wheel Drive Estate Engine B5234T3	862009	Outer Joint	48T	36	27	56.5	48	66	M			
	1997.01- 2000.03				All-wheel Drive Estate Engine B5234T3	862016	Outer Joint		26	28	56.5	97.5	66	O			
2.3 Turbo (184 kW)	1997.01- 2000.03	MT/AT		F	Estate Engine B5234FT+	862002	Outer Joint	48T	26	28	56.5	97.5	66	O			
	1997.01- 2000.03			F	Estate Engine B5234FT+	862016	Outer Joint		26	28	56.5	97.5	66	O			
	1997.01- 2000.03	MT/AT		F	Estate Engine B5234FT+	862002	Outer Joint	48T	26	28	56.5	97.5	66	O			
2.4 (103 kW)	1999.08- 2000.05	MT/AT		F	Estate Engine B5244S2/B5244SG2	862010	Outer Joint	48T	36	33	56.5	48	58	M			
2.4 (125 kW)	1997.01- 2000.05	AT	L	F	Estate Engine B5254S/B5244S	262001	Drive Shaft	48T	26	26	56.5	98.5	574.5				
	1997.01- 2000.05	AT	R	F	Estate Engine B5254S/B5244S	262002	Drive Shaft	48T	26	26	56.5	98.5	1028				
	1997.01- 2000.05	MT/AT		F	Estate Engine B5254S/B5244S	862010	Outer Joint	48T	36	33	56.5	48	58	M			
	1997.01- 2000.05	MT		F	Estate Engine B5254S/B5244S	662015	Inner Joint		26	25	40	531.5	66.5				
	1997.01- 2000.05	MT/AT		F	Estate Engine B5254S/B5244S	862001	Outer Joint	48T	26	25	56.5	98.5	56	O			
2.4 AWD (121 kW)	1998.10- 1999.05				All-wheel Drive Estate Engine B5254S	862001	Outer Joint	48T	26	25	56.5	98.5	56	O			
2.4 Bifuel (103 kW)	1999.08- 2000.03	MT/AT		F	Estate Engine B5244SG	862010	Outer Joint	48T	36	33	56.5	48	58	M			
2.4 Turbo (142 kW)	1997.01- 2000.03	MT		F	Estate Engine B5244T/B5254T	862009	Outer Joint	48T	36	27	56.5	48	66	M			
	1997.01- 2000.03			F	Estate Engine B5244T/B5254T	862016	Outer Joint		26	28	56.5	97.5	66	O			
	1997.01- 2000.03	MT/AT		F	Estate Engine B5244T/B5254T	862002	Outer Joint	48T	26	28	56.5	97.5	66	O			
2.5 (106 kW)	1997.01- 2000.03			F	Estate Engine B5252FS	862014	Outer Joint		26	25	56.5	98.5	56	O			
	1997.01- 2000.03	AT	L	F	Estate Engine B5252FS	262001	Drive Shaft	48T	26	26	56.5	98.5	574.5				
	1997.01- 2000.03	AT	R	F	Estate Engine B5252FS	262002	Drive Shaft	48T	26	26	56.5	98.5	1028				
	1997.01- 2000.03	MT/AT		F	Estate Engine B5252FS	862010	Outer Joint	48T	36	33	56.5	48	58	M			
	1997.01- 2000.03	MT		F	Estate Engine B5252FS	662015	Inner Joint		26	25	40	531.5	66.5				
	1997.01- 2000.03	MT/AT		F	Estate Engine B5252FS	862001	Outer Joint	48T	26	25	56.5	98.5	56	O			
2.5 (121 kW)	1998.06- 2000.03			F	Estate Engine B5254S	862014	Outer Joint		26	25	56.5	98.5	56	O			
	1998.06- 2000.03	MT/AT		F	Estate Engine B5254S	862010	Outer Joint	48T	36	33	56.5	48	58	M			
	1998.06- 2000.03			F	Estate Engine B5254S	862001	Outer Joint	48T	26	25	56.5	98.5	56	O			
2.5 AWD (195 kW)	1999.03- 2000.03	MT/AT		All-wheel Drive Estate Engine B5244T2	862009	Outer Joint	48T	36	27	56.5	48	66	M				
2.5 Bifuel (106 kW)	1998.10- 1999.08	MT/AT		F	Estate Engine GB5252S	862010	Outer Joint	48T	36	33	56.5	48	58	M			
	1998.10- 1999.08	MT/AT		F	Estate Engine GB5252S	862001	Outer Joint	48T	26	25	56.5	98.5	56	O			
2.5 TDi (103 kW)	1997.01- 2000.05	MT		F	Estate Engine D5252T	862009	Outer Joint	48T	36	27	56.5	48	66	M			
	1997.01- 2000.05			F	Estate Engine D5252T	862016	Outer Joint		26	28	56.5	97.5	66	O			
	1997.01- 2000.05	MT/AT		F	Estate Engine D5252T	862002	Outer Joint	48T	26	28	56.5	97.5	66	O			
2.5 Turbo AWD (142 kW)	1997.01- 2000.05	MT		F	All-wheel Drive Estate Engine B5244T/B5254T	862009	Outer Joint	48T	36	27	56.5	48	66	M			
	1997.01- 2000.05				All-wheel Drive Estate Engine B5244T/B5254T	862016	Outer Joint		26	28	56.5	97.5	66	O			
	1997.01- 2000.05	MT/AT		F	All-wheel Drive Estate Engine B5244T/B5254T	862002	Outer Joint	48T	26	28	56.5	97.5	66	O			
V70 II (SW)																	
2.0 T (132 kW)	2001.07- 2007.08	MT/AT		F	Estate Engine B5204T5	862010	Outer Joint	48T	36	33	56.5	48	58	M			
2.3 T5 (184 kW)	2000.03- 2007.08	MT/AT		F	Estate Engine B5234T3/B5234T4	862009	Outer Joint	48T	36	27	56.5	48	66	M			
2.4 (103 kW)	2000.03- 2007.08	MT/AT		F	Estate Engine B5244S2	862010	Outer Joint	48T	36	33	56.5	48	58	M			
2.4 (125 kW)	2000.03- 2007.08	MT/AT		F	Estate Engine B5244S	862010	Outer Joint	48T	36	33	56.5	48	58	M			
2.4 Bifuel (103 kW)	2001.09- 2007.08	MT/AT		F	Estate Engine B5244SG2	862010	Outer Joint	48T	36	33	56.5	48	58	M			
2.4 D (96 kW)	2001.12- 2007.08	MT/AT		F	Estate Engine D5244T2	862009	Outer Joint	48T	36	27	56.5	48	66	M			
2.4 D5 (120 kW)	2001.08- 2007.08	MT/AT		F	Estate Engine D5244T/D5244T5	862009	Outer Joint	48T	36	27	56.5	48	66	M			
2.4 D5 AWD (120 kW)	2003.03- 2007.08	MT/AT		F	All-wheel Drive Estate Engine D5244T/D5244T2/D5244T5	862009	Outer Joint	48T	36	27	56.5	48	66	M			
2.4 T (147 kW)	2000.03- 2007.08	MT/AT		F	Estate Engine B5244T3	862009	Outer Joint	48T	36	27	56.5	48	66	M			
2.4 T AWD (147 kW)	2001.09- 2007.08	MT/AT		F	All-wheel Drive Estate Engine B5244T3	862009	Outer Joint	48T	36	27	56.5	48	66	M			
2.4 T5 (191 kW)	2005.05- 2007.04	MT/AT		F	Estate Engine B5244T5	862009	Outer Joint	48T	36	27	56.5	48	66	M			
2.5 T (154 kW)	2002.09- 2007.10	MT/AT		F	Estate Engine B5254T2	862009	Outer Joint	48T	36	27	56.5	48	66	M			
2.5 T AWD (154 kW)	2002.09- 2007.08	MT/AT		F	All-wheel Drive Estate Engine B5254T2	862009	Outer Joint	48T	36	27	56.5	48	66	M			
2.5 TDi (103 kW)	2000.03- 2007.08	MT/AT		F	Estate Engine D5252T	862009	Outer Joint	48T	36	27	56.5	48	66	M			
R 2,5 T AWD (221 kW)	2003.03- 2007.08	MT/AT		F	All-wheel Drive Estate Engine B5254T4	862009	Outer Joint	48T	36	27	56.5	48	66	M			
ZAZ																	
TAVRIA (1102)																	
1.1 (37 kW)	1989.01-	MT		F	Hatchback Engine MEMZ-245	864001	Outer Joint		22	22	42	92	66	I			
	1989.01-	MT	L	F	Hatchback Engine MEMZ-245	264001	Drive Shaft		22	22	42	92	587				
	1989.01-	MT		F	Hatchback Engine MEMZ-245	654002	Inner Joint		22	22	40	60.2	94.5				
1.3 (44 kW)	1989.01-	MT		F	Hatchback Engine MEMZ-310	864001	Outer Joint		22	22	42	92	66	I			
	1989.01-	MT	L	F	Hatchback Engine MEMZ-310	264001	Drive Shaft		22	22	42	92	587				
	1989.01-	MT		F	Hatchback Engine MEMZ-310	654002	Inner Joint		22	22	40	60.2	94.5				

COMPETITOR	GSP Ref.	COMPETITOR	GSP Ref.	COMPETITOR	GSP Ref.	COMPETITOR	GSP Ref.	COMPETITOR	GSP Ref.
GKN		300984	823003	301289	203048	301829	245134	301951	803051
		300988	823004	301290	203015	301830	210177	301952	803016
300636	261031	300989	823042	301307	203050	301831	245034	301953	803016
300645	205002	300991	823005	301313	203051	301832	245033	301954	803016
300659	218128	300992	801001	301320	203060	301833	245025	301955	803018
300660	218129	300994	823006	301321	203061	301834	245004	301956	803020
300669	261005	300996	823011	301323	261119	301835	245014	301957	803017
300672	248003	300997	823018	301346	218118	301836	245021	301960	803017
300681	205001	300998	823021	301347	218289	301837	245198	301961	803019
300689	235006	301000	841060	301357	218179	301838	245167	301962	803019
300690	235001	301007	856011	301358	218044	301841	245070	301963	861003
300693	205004	301009	856012	301359	218039	301842	245160	301964	861004
300694	205007	301012	856013	301360	218040	301847	245070	301965	832001
300695	205003	301014	822001	301374	241094	301848	245008	301966	817010
300745	235004	301016	818027	301375	241004	301849	250005	301967	814012
300749	235005	301017	834002	301376	241001	301850	211004	301968	814005
300758	248001	301018	861001	301377	241005	301858	250030	301969	856014
300841	803018	301020	861013	301378	241130	301859	250006	301970	857035
300842	823017	301021	861013	301394	241024	301861	250012	301971	818019
300844	823071	301022	861002	301397	262001	301862	250013	301972	818015
300846	803034	301023	853008	301398	262002	301865	250023	301973	818006
300847	823016	301026	803009	301421	264001	301866	250025	301974	817006
300848	856004	301027	803008	301423	251001	301867	250044	301975	817039
300849	861018	301028	862001	301424	251010	301868	250201	301976	817001
300850	803051	301030	828002	301425	251023	301869	250032	301977	817001
300853	803012	301032	851002	301429	201020	301870	250024	301978	817039
300855	803016	301041	817002	301430	223040	301872	250052	301979	817012
300856	803019	301047	803004	301467	228001	301873	250003	301980	817001
300857	803017	301048	803031	301468	228002	301876	250033	301981	822002
300861	861003	301052	803006	301469	254002	301877	250138	301982	839011
300862	861004	301056	852002	301470	254001	301878	250001	301983	839019
300866	817010	301061	899212	301505	244002	301879	250002	301984	839002
300868	856014	301062	852010	301506	260002	301880	250036	301985	839009
300869	818030	301063	899205	301507	210278	301881	250037	301986	823022
300872	818004	301064	844057	301508	210024	301883	250007	301987	841009
300874	822002	301065	844056	301509	245023	301885	244006	301988	841010
300877	839009	301069	834001	301510	245022	301886	250022	301989	841001
300878	859020	301070	853007	301532	253003	301887	250020	301990	814006
300879	818019	301075	803014	301533	253005	301888	250205	301991	856005
300881	818006	301083	830001	301534	253004	301889	250050	301992	859020
300883	817006	301084	830002	301535	261008	301890	250014	301993	834004
300884	817039	301092	810010	301537	253003	301891	250015	301994	834007
300886	817001	301095	859050	301538	253005	301893	250016	301995	834003
300891	841009	301103	602001	301542	261054	301895	250041	301996	834081
300893	841001	301116	603004	301547	261008	301899	250150	301997	817002
300894	814006	301117	653001	301548	253004	301900	250095	301998	817003
300895	856005	301123	644004	301551	261172	301903	211001	302001	802004
300896	834007	301124	644001	301552	261055	301905	210005	302002	802004
300898	834003	301126	662015	301553	261067	301906	210003	302004	802015
300900	818021	301129	648004	301554	261055	301918	210130	302006	802004
300902	841078	301134	603002	301574	251004	301920	210039	302007	817004
300904	841168	301136	648004	301619	261011	301921	210007	302008	817004
300905	803036	301137	661003	301620	261028	301922	245068	302009	802004
300906	817002	301141	603006	301623	261092	301923	210068	302010	817013
300913	802004	301142	618001	301706	244014	301924	210034	302011	817003
300915	817018	301144	644002	301708	244059	301925	210009	302012	839001
300918	817004	301149	699052	301709	244011	301926	210008	302013	823013
300919	802004	301169	648002	301715	253001	301927	210085	302014	823014
300929	856003	301174	648001	301716	261006	301928	210164	302015	841006
300936	808004	301177	661001	301718	253002	301929	210004	302016	841007
300938	818018	301181	628001	301722	261009	301930	210040	302017	841008
300945	841172	301209	203012	301786	245111	301931	210042	302018	841061
300946	804001	301210	299108	301788	245005	301932	210038	302019	841078
300947	817005	301218	203002	301789	245066	301933	210167	302020	841087
300948	804001	301219	203005	301791	210117	301934	210090	302021	841168
300950	864001	301220	261122	301792	245197	301939	803032	302022	856003
300951	839040	301221	299111	301793	210117	301940	803034	302023	818031
300952	828001	301222	203001	301795	245013	301941	823016	302024	803036
300958	823010	301223	203007	301796	245036	301942	823016	302025	802009
300963	851010	301241	261001	301797	245030	301943	823017	302026	814003
300971	803007	301242	261002	301798	245029	301944	823026	302027	808004
300976	844041	301247	203059	301799	245003	301945	823071	302029	818018
300977	844055	301258	203003	301801	245015	301946	856004	302030	818017
300978	844051	301260	203044	301802	245001	301947	853007	302031	803022
300979	810001	301287	261019	301803	210010	301948	861018	302033	841287
300981	809004	301288	203008	301804	210044	301950	803012	302034	841172

COMPETITOR	GSP Ref.	COMPETITOR	GSP Ref.	COMPETITOR	GSP Ref.	COMPETITOR	GSP Ref.	COMPETITOR	GSP Ref.
GKN		302137	851001	302305	661001	302789	841078	302929	210174
		302138	851001	302307	699075	302790	841083	302939	210189
302035	804001	302141	817002	302315	628001	302791	859056	302940	210202
302036	817005	302142	862004	302317	654002	302792	818028	302941	803033
302038	804001	302143	862005	302318	654003	302793	841063	302946	248002
302039	864001	302148	862001	302319	840001	302794	840001	302950	252001
302040	828001	302149	803004	302363	861005	302796	853005	302951	252002
302041	854001	302150	803006	302366	814020	302799	859161	302961	803033
302044	851013	302151	803032	302374	661002	302800	859004	302962	803033
302046	851009	302152	803031	302376	261120	302801	812019	302963	803036
302047	823010	302153	803029	302379	261052	302803	812019	302967	859009
302049	823007	302155	803005	302380	261034	302814	831001	302969	827001
302050	823008	302160	852004	302385	244001	302816	844006	302971	217038
302052	851010	302162	852003	302386	260002	302817	208024	302972	217001
302054	818019	302164	852004	302397	218005	302818	209039	302977	818029
302057	862006	302165	852002	302398	218016	302819	208024	302977	834082
302058	862007	302166	899212	302399	218006	302820	209039	302978	818029
302059	803038	302167	852010	302400	218002	302821	208024	302978	834082
302060	803007	302168	899205	302403	218001	302822	209039	302980	857001
302061	803023	302169	844056	302404	218003	302823	209002	302982	818030
302065	844041	302170	844057	302405	218002	302824	209028	302983	809003
302066	844041	302171	823044	302406	218004	302825	209002	302984	812006
302067	844046	302172	823081	302420	210022	302826	209028	302985	812006
302068	844055	302174	834001	302427	245017	302830	218009	302988	809002
302069	844051	302175	853007	302428	245024	302831	218008	302989	809002
302070	810001	302177	853007	302429	245153	302832	218009	302990	809002
302073	809004	302181	803013	302435	250031	302834	218009	302995	810011
302074	839054	302182	803014	302436	210113	302835	218008	302997	810011
302075	809002	302183	803014	302437	210114	302836	261085	302998	810050
302076	839040	302184	803026	302440	210025	302837	261065	303001	854001
302077	823003	302186	835018	302441	210023	302838	218010	303004	857003
302078	823003	302190	802011	302446	861005	302839	257040	303042	210105
302080	801002	302192	862002	302447	861006	302840	257039	303043	210069
302081	823004	302193	803003	302450	814020	302843	235002	303044	210037
302082	823042	302199	810010	302451	812034	302854	835001	303045	210104
302083	823005	302200	852011	302452	817021	302856	818024	303046	210102
302084	823005	302201	852007	302453	817022	302857	818011	303047	210103
302085	801001	302203	803106	302454	844020	302859	859004	303048	210035
302086	801001	302207	618002	302455	818021	302860	859161	303049	210036
302087	823021	302211	602001	302456	802019	302861	844007	303050	210067
302088	823021	302215	653001	302457	829001	302863	844006	303051	210066
302089	823006	302217	603019	302458	823011	302865	235010	303052	210033
302090	823041	302225	605001	302459	852001	302869	818012	303053	210032
302091	823006	302227	644004	302461	835033	302870	818004	303054	210052
302093	823004	302228	644001	302463	603001	302871	818006	303055	210120
302094	823021	302229	653001	302464	661002	302872	818012	303056	210082
302095	823042	302230	603004	302586	857011	302875	634032	303057	210012
302096	823011	302231	603004	302592	834019	302877	210167	303058	210072
302097	841059	302232	603004	302628	857007	302878	210225	303059	210155
302098	841060	302233	603020	302629	857011	302879	210193	303060	210016
302099	841170	302238	618001	302631	839014	302881	210195	303061	210014
302100	841073	302240	648004	302634	834019	302882	210196	303064	250009
302102	856011	302241	648004	302637	839027	302884	210189	303066	250029
302104	856012	302243	662015	302638	841163	302888	250008	303068	250131
302106	856001	302246	603002	302644	699099	302896	250171	303069	250199
302107	856013	302247	603003	302702	699099	302898	250215	303070	250271
302108	859001	302248	603002	302721	699099	302899	250047	303071	250099
302109	822001	302249	603014	302752	821002	302901	250319	303072	250100
302110	859001	302251	648004	302753	826001	302903	250046	303073	250074
302111	818027	302253	644002	302758	821001	302904	250093	303074	250295
302112	834002	302254	644005	302762	834025	302905	250035	303075	250296
302113	861001	302255	661003	302763	818035	302906	250034	303076	250055
302115	861013	302257	603011	302764	853005	302907	250134	303078	250028
302117	861002	302258	603009	302766	841083	302908	250026	303079	250247
302118	853008	302260	603003	302768	859009	302911	250461	303080	250130
302121	861013	302261	603011	302777	857034	302914	299007	303081	250252
302122	861002	302262	603009	302778	821002	302916	210159	303084	818024
302123	853008	302266	648004	302779	826001	302917	210118	303085	818011
302124	861013	302271	635006	302781	856006	302918	210026	303091	841084
302128	803008	302273	699052	302782	856030	302919	210015	303095	835001
302129	803009	302277	648004	302783	818033	302922	245151	303096	810013
302130	828002	302282	602004	302784	814013	302923	245002	303098	810013
302132	851002	302287	603001	302785	859054	302924	245135	303099	810012
302133	851005	302297	648002	302786	834025	302925	245136	303111	817023
302134	851006	302299	648001	302787	818032	302926	245007	303112	802005
302136	851017	302303	648002	302788	818035	302928	210020	303113	802003

COMPETITOR	GSP Ref.	COMPETITOR	GSP Ref.	COMPETITOR	GSP Ref.	COMPETITOR	GSP Ref.	COMPETITOR	GSP Ref.
GKN		303267	817017	303405	810024	303521	211002	303641	250331
		303268	817014	303407	810043	303522	211003	303648	217025
303114	802006	303269	817011	303408	803021	303523	839007	303649	217114
303115	802008	303270	802002	303409	803021	303525	839098	303650	217041
303116	817032	303271	817042	303412	851020	303526	862009	303656	217018
303117	802003	303272	802017	303416	862008	303527	839021	303657	217022
303118	802006	303273	802013	303419	810086	303529	839022	303658	217037
303120	827005	303274	817009	303423	862012	303530	202001	303659	217039
303122	841045	303275	802012	303426	862011	303531	202002	303680	210057
303126	841011	303277	859058	303427	862003	303532	202003	303681	210264
303128	857014	303278	859058	303430	810005	303533	202004	303682	245120
303141	899056	303281	827007	303431	845004	303535	810006	303687	217020
303152	235003	303283	859017	303432	845001	303536	810007	303688	217021
303153	261045	303285	841095	303433	850008	303537	810021	303700	217015
303154	203046	303288	841021	303434	810003	303538	899089	303701	217016
303155	261045	303291	859032	303435	810004	303540	635001	303738	857019
303156	203046	303295	827010	303436	818016	303544	218140	303739	857015
303161	203006	303304	841058	303437	844026	303545	218007	303740	857037
303162	203004	303305	841040	303438	844025	303546	261007	303742	250160
303165	261004	303306	841058	303445	859024	303547	261010	303743	818002
303167	261003	303307	841040	303447	841028	303549	250197	303745	839084
303174	812001	303308	841013	303450	861005	303550	250043	303786	234044
303178	857001	303310	841013	303451	861006	303551	803035	303830	814010
303179	857048	303311	841012	303455	250038	303553	244036	303831	814046
303181	834005	303313	299113	303456	250320	303554	244037	303832	814033
303183	834005	303314	203019	303457	250316	303555	854002	303833	814073
303184	834006	303315	203020	303458	250247	303556	803027	303834	814074
303186	817020	303317	839015	303459	250211	303557	803024	303835	814027
303188	817017	303318	859101	303460	250221	303560	862010	303836	814002
303189	817014	303320	823047	303461	250019	303561	850026	303837	823023
303193	802017	303321	823028	303462	250200	303562	850056	303838	823083
303194	802013	303322	823028	303463	210030	303563	850105	303839	823083
303195	817009	303323	859091	303464	210031	303565	810075	303840	823024
303196	802012	303324	859091	303465	210146	303570	245126	303842	823059
303199	210043	303325	818034	303466	210144	303571	245104	303843	823032
303200	245094	303326	818034	303467	210001	303572	245105	303848	834056
303202	245027	303330	899181	303468	210002	303574	245119	303849	834021
303203	245035	303332	818013	303469	210147	303575	245113	303849	834080
303204	245031	303333	818013	303470	245103	303576	210192	303850	834100
303205	245032	303336	841003	303471	210181	303577	210143	303851	818029
303206	245012	303337	841003	303472	210206	303578	210142	303852	839054
303207	245011	303339	812021	303473	845011	303579	210121	303858	841031
303208	245009	303342	844030	303474	810002	303580	210140	303860	841021
303209	245010	303343	210161	303475	810003	303581	210141	303864	859065
303214	245138	303344	210156	303476	851011	303582	210139	303865	859120
303215	245137	303345	299006	303480	851003	303583	210207	303866	859006
303216	245101	303346	299010	303481	851004	303584	210208	303867	859015
303217	245016	303347	210157	303482	899151	303587	859019	303868	859155
303218	244005	303348	210152	303486	851007	303590	839008	303869	824011
303219	244004	303349	210048	303487	823002	303592	203023	303870	856039
303220	250010	303350	210049	303488	245152	303604	841026	303871	856053
303221	250011	303351	210138	303489	245020	303605	861012	303872	857017
303228	250150	303355	235007	303490	245026	303607	817030	303873	857086
303229	250151	303356	235008	303491	245106	303608	817009	303874	824004
303231	250357	303357	235009	303492	299003	303609	802014	303876	835023
303233	250004	303358	844030	303493	210162	303610	818007	303878	835005
303234	250017	303363	823063	303494	245108	303613	250358	303880	835022
303237	210040	303364	899225	303495	244003	303614	250323	303882	835004
303238	210017	303365	834008	303496	244013	303615	250039	303884	857105
303239	210043	303366	834026	303497	250246	303616	250314	303888	844014
303240	210203	303367	834010	303498	244022	303617	250324	303890	844013
303241	210018	303369	834008	303499	250058	303619	250389	303892	808002
303242	210019	303370	834026	303500	244017	303620	250325	303894	859022
303243	210026	303371	834010	303501	250214	303621	250326	303896	859026
303244	210027	303372	899042	303502	244016	303622	250327	303898	808034
303245	210204	303380	841030	303503	244012	303623	250311	303900	808021
303246	210205	303382	835002	303504	250249	303624	250043	303902	824002
303247	210021	303384	818003	303505	250166	303625	250207	303904	824046
303248	210165	303385	818003	303506	299151	303626	250228	303906	812027
303249	210167	303390	839036	303507	250057	303629	250208	303908	812023
303250	210128	303391	839036	303508	250059	303631	250226	303910	812027
303251	210023	303393	839016	303509	818026	303632	250328	303912	814030
303252	210163	303394	839016	303511	818025	303633	250329	303914	802018
303253	210131	303400	845006	303513	210013	303634	250330	303916	817031
303265	817020	303401	845006	303514	244021	303636	250227	303920	817028
303266	817019	303403	810002	303515	250060	303637	250268	303921	817026

COMPETITOR	GSP Ref.	COMPETITOR	GSP Ref.	COMPETITOR	GSP Ref.	COMPETITOR	GSP Ref.	COMPETITOR	GSP Ref.
GKN		304383	817051	304539	210241	304701	823001	304851	250460
		304384	844003	304540	210242	304703	859137	304852	250444
303922	203022	304386	844028	304541	210276	304704	838002	304853	250404
303923	299120	304388	844004	304542	210259	304706	838003	304856	299188
303927	261121	304390	844005	304543	845067	304710	250354	304857	250391
303928	810026	304391	844002	304556	699148	304712	250369	304859	261204
303930	845033	304397	844027	304557	861050	304714	250443	304860	250405
303931	845045	304400	244045	304558	603027	304716	250402	304862	250279
303933	899008	304401	244075	304562	250446	304718	250403	304863	821038
303934	844034	304404	244027	304564	299186	304719	250348	304873	221032
303936	810025	304405	244026	304565	250399	304722	841086	304874	221032
303975	814007	304410	244038	304569	250445	304723	250256	304875	244080
303976	814004	304411	244039	304570	210125	304724	250372	304889	241262
303981	823047	304414	260013	304571	210124	304725	250516	304890	841240
303984	827003	304415	244033	304579	210266	304726	250354	304893	899254
303985	834072	304420	244044	304580	210265	304728	899282	304895	250494
303986	856007	304424	244029	304581	210310	304729	841046	304899	250405
303987	856010	304425	244031	304582	299190	304733	250353	304900	817024
303988	818036	304426	244028	304583	299191	304734	823036	304902	835034
303990	823159	304427	244030	304584	299272	304735	803085	304904	635020
303992	859041	304431	221056	304585	299271	304740	205051	304908	875007
303993	861009	304434	221071	304586	210311	304745	299070	304912	841025
303995	861011	304435	221062	304587	299271	304746	203294	304914	857100
303999	661030	304436	853002	304588	245203	304747	254013	304926	203321
304005	250506	304441	261075	304589	245204	304748	203295	304947	259316
304009	210070	304442	261074	304590	245200	304749	261097	304948	259317
304212	299285	304443	203063	304591	245201	304750	261042	304949	259268
304218	238001	304444	261063	304592	245194	304751	254011	304950	259447
304219	238002	304445	261098	304593	245193	304752	203313	304952	803077
304232	218042	304446	261099	304595	210267	304753	261096	304954	803087
304233	218046	304458	844011	304596	844020	304757	203318	304956	803086
304234	218101	304459	844001	304598	817045	304758	203294	304958	803087
304235	218102	304461	250397	304600	817060	304760	261093	304962	803088
304258	250390	304463	250437	304601	817055	304761	203319	304964	817028
304259	250391	304464	250462	304603	617028	304763	261224	304969	250223
304260	250392	304466	250398	304605	617020	304764	203265	304970	250495
304261	250393	304467	250356	304606	617042	304767	203266	304972	250260
304272	218015	304469	205032	304608	610038	304771	261113	304973	250263
304273	218019	304470	205040	304609	617022	304774	261211	304983	899288
304274	223122	304471	205033	304610	617021	304777	250442	304987	210314
304275	223078	304472	205034	304611	817053	304778	250442	304988	210320
304278	223038	304473	205038	304613	817052	304779	218274	304993	299228
304279	223039	304474	205039	304617	203052	304780	260022	304994	299229
304291	203057	304475	205038	304619	261078	304781	218271	304998	241409
304292	203058	304476	205039	304620	205047	304782	250497	305000	241407
304300	250394	304477	205022	304621	205048	304783	218301	305002	241408
304301	250194	304478	205023	304622	205017	304784	210232	305003	824095
304302	250395	304479	205023	304624	854004	304785	210231	305005	827080
304303	250193	304480	205022	304640	861045	304786	259495	305007	824152
304304	839024	304481	205036	304643	299197	304791	245157	305021	603008
304306	839102	304483	205038	304644	210312	304792	245158	305023	818230
304310	823033	304484	205039	304645	210313	304798	299217	305035	218263
304312	899273	304495	205029	304650	859167	304799	810018	305036	218264
304313	602011	304496	205018	304653	817043	304800	250245	305037	218041
304325	853001	304497	205049	304655	217082	304801	299070	305038	299042
304327	803037	304498	205050	304656	217066	304802	250400	305039	210255
304329	803002	304499	261105	304658	217146	304803	841052	305040	210254
304331	803058	304500	203246	304659	217147	304805	250261	305046	205039
304333	803019	304501	261084	304660	217066	304809	841057	305047	205079
304335	803067	304502	261140	304664	205074	304811	802025	305051	244078
304337	250284	304504	261210	304668	205078	304814	861007	305052	244079
304338	250440	304506	261084	304673	205062	304816	810015	305053	217071
304339	299071	304507	245084	304674	205074	304818	810015	305054	217070
304340	299201	304508	245084	304682	205042	304820	841048	305055	244040
304341	299071	304509	245085	304683	823030	304821	841037	305058	244079
304342	250441	304510	245085	304685	210268	304823	859226	305059	244078
304343	250313	304511	211012	304686	210277	304826	261223	305060	244078
304351	261123	304512	211012	304687	250400	304827	859028	305067	203316
304356	253010	304513	211014	304688	250447	304829	835026	305068	203317
304364	250359	304514	211014	304689	250401	304831	899037	305104	218358
304365	250102	304533	218351	304690	250438	304832	635014	305105	218359
304366	217032	304534	218333	304691	834135	304837	661020	305109	257078
304367	217033	304535	218309	304693	859037	304839	661041	305110	257077
304378	235037	304536	218326	304695	824041	304841	661021	305112	234163
304379	235038	304537	218216	304697	817051	304843	661029	305116	218327
304380	817007	304538	218217	304699	823095	304849	250207	305119	803092

COMPETITOR	GSP Ref.	COMPETITOR	GSP Ref.	COMPETITOR	GSP Ref.	COMPETITOR	GSP Ref.	COMPETITOR	GSP Ref.
GKN		20289	603003	20674	210193	20972	250055	21085	699099
		20294	803031	20676	210195	20974	250028	21087	857007
305126	218328	20295	803029	20677	210196	20975	250247	21088	857011
305127	218329	20300	845011	20679	210189	20976	250130	21089	857034
305133	860005	20302	823003	20688	210070	20977	250252	21090	857003
305176	818203	20303	823003	20689	824004	20978	818024	21091	803021
305241	841047	20304	801002	20698	828002	20979	818011	21093	810005
305300	834015	20305	823004	20712	844026	20983	841084	21094	845004
305303	823039	20306	823042	20713	844025	20985	835001	21095	845001
305304	823034	20307	823005	20807	830002	20986	810013	21096	850008
305307	859137	20308	823005	20812	862006	20987	810012	21097	810003
305308	859136	20309	801001	20815	228001	20991	817023	21098	810004
305346	818067	20310	801001	20816	228002	20992	802005	21099	818016
305358	818207	20319	823006	20817	828001	20993	802003	21105	804001
305364	802024	20320	823006	20819	628001	20994	802006	21115	210040
305366	802026	20322	818003	20826	862007	20995	802008	21116	210017
305484	218247	20338	803033	20827	862004	20996	817032	21119	210043
305519	841244	20339	803033	20828	862005	20997	802003	21120	210203
305616	261191	20340	803036	20833	262001	20998	802006	21122	210018
305617	261190	20341	217038	20834	262002	21002	827005	21123	210019
SPIDAN		20342	217001	20851	251001	21004	841045	21124	210026
		20351	812006	20852	251010	21006	841011	21125	210027
20020	602001	20353	809002	20853	251023	21007	857014	21126	210204
20026	802015	20354	809002	20861	251004	21010	899056	21127	210205
20079	841040	20357	850026	20889	851005	21011	235003	21128	210021
20085	841040	20431	862010	20890	823010	21012	261045	21129	210165
20090	841058	20438	603006	20892	823007	21013	203046	21130	210167
20094	841058	20439	618001	20893	823008	21014	261045	21131	210128
20099	841012	20526	817001	20894	851006	21015	203046	21132	210023
20104	841013	20527	817012	20895	851009	21020	203006	21133	210163
20136	831001	20533	830001	20896	851013	21021	203004	21134	210131
20140	208024	20536	823041	20899	851010	21023	261004	21144	817020
20141	209039	20541	205001	20900	841008	21025	261003	21145	817019
20142	208024	20542	699052	20902	841287	21027	812001	21146	817017
20143	209039	20559	841026	20903	841059	21030	857001	21147	817014
20144	208024	20579	203023	20904	841060	21031	857048	21148	817011
20145	209039	20583	862008	20914	851002	21033	834005	21149	802002
20146	209002	20585	862012	20918	851001	21034	834006	21150	817042
20147	209028	20587	862011	20919	851001	21036	210043	21151	802017
20148	209002	20592	261119	20920	851017	21037	245094	21152	802013
20149	209028	20595	861003	20924	839036	21039	245027	21153	817009
20150	218009	20596	861004	20926	839016	21040	245035	21154	802012
20151	218008	20597	661001	20928	862003	21041	245031	21155	859058
20152	218009	20598	261120	20930	862002	21042	245032	21157	827007
20154	218009	20600	261034	20931	862001	21043	245012	21158	859017
20155	218008	20601	261052	20934	662015	21044	245011	21160	841095
20156	261085	20604	851020	20940	210105	21045	245009	21162	841021
20157	261065	20606	210005	20941	210069	21046	245010	21164	859032
20158	218010	20607	210003	20942	210037	21047	245138	21166	827010
20159	257040	20621	839084	20943	210104	21048	245137	21172	299113
20160	257039	20627	210024	20944	210102	21049	245101	21173	203019
20163	235002	20628	210278	20945	210103	21050	245016	21174	203020
20178	859161	20631	210189	20946	210035	21051	244005	21175	818034
20179	859004	20632	210202	20947	210036	21052	244004	21176	839015
20180	859009	20633	810011	20948	210067	21053	250010	21177	859101
20181	844007	20634	810050	20949	210066	21054	250011	21178	823047
20183	844006	20636	818030	20950	210033	21055	250246	21179	823028
20184	839040	20637	809003	20951	210032	21056	244022	21182	899181
20186	818004	20639	854001	20952	210052	21057	250058	21184	818013
20187	818006	20649	210009	20953	210120	21058	244017	21186	859091
20188	818012	20650	210008	20954	210082	21059	250214	21188	841003
20193	248002	20651	210164	20955	210012	21060	244016	21189	812021
20197	252001	20652	210085	20956	210072	21061	250150	21192	235007
20198	252002	20653	210040	20957	210155	21062	250151	21193	235008
20208	802014	20654	210004	20958	210016	21064	250357	21194	235009
20228	835002	20655	210038	20959	210014	21066	250004	21195	844030
20232	841030	20656	210042	20960	250009	21067	250017	21197	834008
20257	803038	20657	210113	20962	250029	21074	845006	21198	834026
20258	603004	20658	210114	20964	250131	21075	810002	21199	834010
20260	803007	20661	210090	20965	250199	21076	810024	21200	899042
20271	803004	20662	210167	20966	250271	21077	810043	21224	817039
20272	603019	20665	810001	20967	250099	21078	810086	21227	817018
20273	603001	20669	210025	20968	250100	21080	808004	21230	817010
20276	803006	20670	210023	20969	250074	21081	832001	21231	817039
20285	803022	20672	210167	20970	250295	21082	857035	21232	817004
20286	653001	20673	210225	20971	250296	21084	699099	21233	802004

COMPETITOR	GSP Ref.	COMPETITOR	GSP Ref.	COMPETITOR	GSP Ref.	COMPETITOR	GSP Ref.	COMPETITOR	GSP Ref.
SPIDAN		21513	218001	21647	210068	21957	245026	22151	856011
		21514	218003	21648	210034	21958	245106	22154	856012
21234	817001	21516	857105	21649	834007	21959	299003	22162	856001
21235	817001	21518	218006	21655	245034	21960	210162	22166	856013
21236	817039	21520	218004	21656	245033	21961	245108	22174	856014
21237	817012	21521	218002	21659	245004	21962	244003	22175	856004
21238	802004	21522	803035	21660	245025	21963	244013	22177	856005
21239	817004	21523	218002	21661	245021	21964	210192	22179	856003
21240	817013	21528	823063	21662	245014	21965	210143	22184	856030
21242	817003	21529	899225	21663	245167	21966	210142	22185	856006
21247	817021	21531	841028	21664	245198	21967	210121	22197	812027
21248	817022	21533	851011	21665	245134	21968	210140	22199	814030
21250	804001	21537	851003	21666	210177	21969	210141	22203	802018
21252	817005	21538	851004	21669	245160	21970	210139	22208	817031
21255	804001	21539	899151	21670	245070	21971	210207	22212	817009
21257	810010	21543	851007	21671	245008	21972	210208	22213	817030
21258	817006	21544	823002	21672	245070	21975	824002	22251	817028
21284	244021	21545	211002	21673	210022	21977	824046	22252	817026
21286	250060	21546	211003	21683	245024	21989	605001	22253	203022
21288	810002	21549	244012	21684	245017	21998	205002	22254	299120
21289	810003	21550	250249	21686	245153	22000	205007	22258	835023
21290	817002	21551	250166	21690	245136	22006	250005	22260	835005
21297	859024	21552	299151	21691	245151	22007	211004	22262	835022
21299	862009	21553	250057	21692	245002	22018	250016	22264	835004
21307	817002	21554	250059	21693	245135	22026	250030	22267	261121
21308	841170	21561	618001	21694	245136	22028	250006	22268	810026
21311	648004	21564	250038	21695	245007	22031	250013	22270	845033
21315	841073	21565	250320	21697	210020	22033	250012	22271	845045
21327	648004	21566	250316	21698	210174	22042	250025	22273	899008
21329	817001	21567	250247	21706	218140	22043	250023	22274	844034
21336	829001	21568	250211	21707	218007	22044	250201	22276	810025
21337	210161	21569	250221	21708	261007	22045	250044	22305	859001
21338	210156	21570	250019	21709	261010	22046	250024	22306	822001
21339	299006	21571	250200	21711	250197	22047	250032	22307	859001
21340	299010	21572	818026	21718	839007	22050	250052	22310	859050
21341	210157	21574	818025	21720	839098	22055	250003	22311	859020
21342	210152	21576	202001	21721	250043	22063	250138	22312	859054
21343	210048	21577	202002	21727	635001	22064	250033	22313	859056
21344	210049	21578	202003	21729	245126	22065	211001	22315	250358
21345	210138	21579	202004	21730	245104	22067	250041	22316	250323
21363	818007	21580	810006	21731	245105	22068	250002	22317	250039
21368	834004	21581	810007	21733	245119	22069	250001	22318	250314
21370	818027	21582	810021	21734	245113	22070	250037	22319	250324
21371	834001	21583	244036	21747	839022	22071	250036	22321	250389
21381	809004	21584	244037	21751	818018	22074	250007	22322	250325
21382	839054	21585	854002	21752	618002	22077	244006	22323	250326
21385	823042	21586	803027	21753	818019	22082	250022	22324	250327
21387	823004	21587	803024	21759	839021	22083	250014	22325	250311
21388	823021	21590	850056	21760	818019	22084	250020	22326	250043
21406	260002	21591	850105	21761	699075	22085	250050	22327	250207
21407	244002	21593	810075	21781	218128	22086	250205	22328	250228
21408	244014	21599	250506	21790	839008	22088	250015	22331	250208
21427	844056	21605	210130	21799	218129	22089	250150	22333	250226
21428	844051	21611	245111	21800	844013	22090	250095	22334	250328
21429	844020	21613	245005	21808	248003	22109	852004	22335	250329
21432	844046	21615	210039	21812	861012	22111	210030	22336	250330
21433	244011	21616	210007	21822	844014	22112	210031	22338	250227
21434	244059	21617	245068	21824	808002	22113	210146	22339	250268
21438	899089	21618	245066	21843	859022	22114	210144	22343	250331
21449	818002	21620	210117	21845	859026	22115	210001	22348	823011
21450	844041	21621	245197	21847	808034	22116	210002	22349	823017
21451	644004	21622	210117	21850	648001	22117	210147	22350	823026
21452	844041	21626	245036	21865	808021	22118	245103	22351	823071
21455	899205	21627	245013	21888	648004	22119	210181	22352	823014
21457	644002	21628	245029	21894	248001	22120	210206	22353	823022
21467	644001	21629	245030	21896	648004	22125	250215	22354	823016
21470	260002	21631	245003	21897	648002	22126	250047	22355	823013
21471	244001	21635	245001	21906	852003	22128	250319	22356	823044
21482	812019	21636	245015	21907	852004	22131	250031	22360	823011
21484	822002	21637	210044	21909	852010	22132	250046	22365	823016
21490	648002	21637	245001	21945	861005	22133	250093	22405	603004
21496	844055	21638	210010	21946	861006	22134	250035	22407	661003
21497	844057	21638	245015	21947	812027	22135	250034	22419	261031
21498	644005	21641	245022	21949	812023	22136	250134	22428	261006
21511	218016	21642	245023	21955	245152	22137	250026	22435	261054
21512	218005	21644	210013	21956	245020	22147	250461	22437	253002

COMPETITOR	GSP Ref.	COMPETITOR	GSP Ref.	COMPETITOR	GSP Ref.	COMPETITOR	GSP Ref.	COMPETITOR	GSP Ref.
SPIDAN		22748	803026	23547	261002	23953	834056	24130	205022
		22763	803019	23548	853007	23954	834021	24131	205023
22452	861002	22804	803019	23564	205004	23954	834080	24132	205023
22454	861001	22838	217025	23568	205003	23955	834100	24133	205022
22455	653001	22839	217114	23589	223039	23956	818029	24134	205036
22456	861013	22840	217041	23607	218039	23957	839054	24136	205038
22457	861013	22846	217018	23609	218179	23963	841031	24137	205039
22458	803032	22847	217022	23610	818021	23965	841021	24148	205029
22461	853008	22848	217037	23619	218040	23969	859065	24149	205018
22462	253004	22849	217039	23621	218044	23970	859120	24150	205049
22463	261008	22870	210057	23626	661030	23971	859006	24151	205050
22466	253003	22871	210264	23628	203057	23972	859015	24152	261105
22467	253005	22872	245120	23629	203058	23973	859155	24153	203246
22469	861002	22877	217020	23639	852001	23974	824011	24155	261140
22477	261005	22878	217021	23656	899212	23975	856039	24157	261210
22487	603002	22890	217015	23657	852002	23976	856053	24159	261084
22494	853007	22891	217016	23658	852011	23977	857017	24160	245084
22495	253001	22900	861005	23659	852007	23978	857086	24161	245084
22497	603011	22901	861006	23663	250394	23979	861009	24162	245085
22498	603009	22902	661002	23664	250194	23981	861011	24163	245085
22502	203059	22928	250160	23665	250395	23984	817051	24164	211012
22522	603002	22930	261028	23666	250193	23985	844003	24165	211012
22538	203003	22931	261011	23667	839024	23987	844028	24166	211014
22541	803016	22934	857019	23669	839102	23989	844004	24167	211014
22542	803023	22935	857015	23673	823033	23991	844005	24186	218351
22543	803008	22936	857037	23675	853005	23992	844002	24187	218333
22544	803009	22956	814007	23676	899273	23997	844027	24188	218309
22545	603003	22957	814004	23677	602011	24007	818031	24189	218326
22546	803032	22962	823047	23687	853001	24008	834081	24190	218216
22547	803034	22965	827003	23689	803037	24040	834019	24191	218217
22550	803012	22966	834072	23691	803002	24044	818028	24192	210241
22551	803051	22967	856007	23693	803058	24045	834025	24193	210242
22552	803016	22968	856010	23695	803019	24046	818032	24194	210276
22560	803013	22969	818036	23697	803067	24047	818035	24195	210259
22566	803014	22971	823159	23699	250284	24048	818033	24196	845067
22568	803106	22973	859041	23726	218118	24049	827001	24210	809002
22572	803005	22996	840001	23728	218289	24051	818029	24212	839011
22581	803014	23077	834003	23734	818017	24051	834082	24213	839001
22589	203050	23150	254001	23735	818015	24052	244045	24214	839019
22590	203051	23151	254002	23736	818006	24053	244075	24215	839002
22591	803017	23152	854001	23738	818004	24056	244027	24216	839009
22600	861018	23154	654002	23739	250440	24057	244026	24225	839014
22618	203061	23155	654003	23740	299071	24062	244038	24226	839027
22619	203060	23157	264001	23741	299201	24063	244039	24236	699148
22622	261009	23159	864001	23742	299071	24066	260013	24237	861050
22625	261172	23200	821002	23743	250441	24068	244033	24238	603027
22626	261055	23201	826001	23744	250313	24073	244044	24242	250446
22627	803036	23277	299285	23769	261123	24077	244029	24244	299186
22628	261067	23284	238001	23774	253010	24078	244031	24245	250399
22630	261055	23285	238002	23782	250359	24079	244028	24249	250445
22631	603020	23298	218042	23783	250102	24080	244030	24250	210125
22632	603014	23299	218046	23784	217032	24084	221056	24251	210124
22639	803017	23300	218101	23785	217033	24087	221071	24259	210266
22669	853008	23301	218102	23796	235037	24088	221062	24260	210265
22670	861013	23326	250392	23797	235038	24089	853002	24261	210310
22676	203048	23327	250393	23798	817007	24094	261075	24262	299190
22678	299108	23338	250008	23830	802004	24095	261074	24263	299191
22679	203012	23348	299007	23831	802011	24096	203063	24268	299272
22681	803018	23350	210159	23838	802004	24097	261063	24269	299271
22682	299111	23351	210118	23839	802009	24098	261098	24270	210311
22683	203002	23352	210026	23844	802019	24099	261099	24271	299271
22684	203001	23353	210015	23845	603001	24111	844011	24272	245203
22685	203005	23356	218015	23891	234044	24112	844001	24273	245204
22686	261019	23357	218019	23935	814010	24114	250397	24274	245200
22687	203008	23358	223122	23936	814046	24116	250437	24275	245201
22688	203007	23359	223078	23937	814033	24117	250462	24276	245194
22689	261122	23362	223038	23938	814073	24119	250398	24277	245193
22690	835018	23366	250171	23939	814074	24120	250356	24279	210267
22695	235001	23506	834002	23940	814027	24122	205032	24280	844020
22697	235005	23516	261092	23941	814002	24123	205040	24282	817045
22701	635006	23519	817002	23942	823023	24124	205033	24284	817060
22702	235004	23521	602004	23943	823083	24125	205034	24285	817055
22704	235006	23522	648004	23944	823083	24126	205038	24287	617028
22711	835033	23541	261008	23945	823024	24127	205039	24289	617020
22716	235010	23542	253004	23947	823059	24128	205038	24290	617042
22747	803020	23544	261001	23948	823032	24129	205039	24292	610038

COMPETITOR	GSP Ref.	COMPETITOR	GSP Ref.	COMPETITOR	GSP Ref.	COMPETITOR	GSP Ref.	COMPETITOR	GSP Ref.	
SPIDAN		24456	841046	24629	817024	25143	802026	15-1050	803032	
		24460	250353	24631	835034	25296	841244	15-1051	844056	
24293	617022	24461	823036	24633	635020	25393	261191	15-1052	844057	
24294	617021	24462	803085	24637	875007	25394	261190	15-1053	823016	
24295	817053	24467	205051	24641	841025	METELLI			15-1053A	823017
24297	817052	24472	299070	24643	857100				15-1054	823011
24301	203052	24473	203294	24655	203321	15-0007	844041	15-1055	817005	
24303	261078	24474	254013	24676	259316	15-0024	818027	15-1056	844051	
24304	205047	24475	203295	24677	259317	15-0025	803004	15-1057	844055	
24305	205048	24476	261097	24678	259268	15-0028	841060	15-1058	834001	
24306	205017	24477	261042	24679	259447	15-0050	803032	15-1059	818031	
24308	854004	24478	254011	24681	803077	15-0096	803007	15-1060	841073	
24324	250390	24479	203313	24683	803087	15-0112	803012	15-1062	852004	
24325	250391	24480	261096	24685	803086	15-0119	803013	15-1063	810009	
24326	861045	24484	203318	24687	803087	15-0146	834025	15-1064	809003	
24329	299197	24485	203294	24691	803088	15-0192	818004	15-1065	817005	
24330	210312	24487	261093	24693	817028	15-0195	803017	15-1066	803008	
24331	210313	24488	203319	24697	250223	15-0198	818021	15-1067	817010	
24338	859167	24490	261224	24698	250495	15-0200	818011	15-1068	808004	
24341	817043	24491	203265	24700	250260	15-0201	818023	15-1069	834002	
24343	217082	24494	203266	24701	250263	15-0217	859007	15-1070	859001	
24344	217066	24498	261113	24711	899288	15-0218	859064	15-1071	823005	
24346	217146	24501	261211	24715	210314	15-0229	861006	15-1072	823018	
24347	217147	24504	250442	24716	210320	15-0244	820212	15-1073	823044	
24352	205074	24505	250442	24721	299228	15-0258	817042	15-1074	823044	
24356	205078	24506	218274	24722	299229	15-0298	835001	15-1074A	823081	
24361	205062	24507	260022	24726	241409	15-0310	850043	15-1075	826001	
24362	205074	24508	218271	24728	241407	15-0351	859019	15-1076	821002	
24370	205042	24509	250497	24730	241408	15-0373	835002	15-1078	821001	
24371	823030	24510	218301	24731	824095	15-0414	803024	15-1079	823004	
24373	210268	24511	210232	24733	827080	15-0459	859117	15-1080	808004	
24374	210277	24512	210231	24735	824152	15-0474	834010	15-1081	828001	
24375	250400	24513	259495	24749	603008	15-0541	824041	15-1082	850007	
24376	250447	24518	245157	24751	818230	15-1001	804001	15-1083	802015	
24377	250401	24519	245158	24763	218263	15-1002	817005	15-1084	856004	
24378	250438	24525	299217	24764	218264	15-1003	817006	15-1085	841170	
24379	834135	24526	810018	24765	218041	15-1004	861001	15-1086	823042	
24381	859037	24527	250245	24766	299042	15-1005	861013	15-1087	841105	
24383	824041	24528	299070	24767	210255	15-1007	844041	15-1088	841008	
24385	817051	24529	250400	24768	210254	15-1008	899205	15-1090	851002	
24387	823095	24530	841052	24774	205039	15-1009	853007	15-1091	803051	
24389	823001	24532	250261	24775	205079	15-1010	823003	15-1092	818019	
24391	859137	24536	841057	24779	244078	15-1011	823003	15-1093	802004	
24392	838002	24538	802025	24780	244079	15-1013	817001	15-1094	817003	
24394	838003	24541	861007	24781	217071	15-1014	818019	15-1095	817018	
24398	250354	24543	810015	24782	217070	15-1015	810001	15-1096	803007	
24400	250369	24545	810015	24783	244040	15-1016	817004	15-1097	814012	
24409	841061	24547	841048	24788	244078	15-1017	856011	15-1098	841061	
24410	241004	24548	841037	24795	203316	15-1018	856001	15-1099	801002	
24411	241094	24550	859226	24796	203317	15-1019	804001	15-1100	841060	
24414	241005	24553	261223	24804	814003	15-1020	810010	15-1101	823021	
24415	241001	24554	859028	24805	814006	15-1021	853008	15-1102	850027	
24416	241130	24556	835026	24806	814012	15-1024	818027	15-1103	817002	
24426	241024	24558	899037	24807	814005	15-1025	803004	15-1104	839054	
24428	841009	24559	635014	24810	814020	15-1026	809004	15-1105	817001	
24429	841010	24564	661020	24811	812034	15-1027	841059	15-1106	817039	
24430	841006	24566	661041	24813	814013	15-1028	841060	15-1108	850001	
24431	841007	24568	661021	24845	218358	15-1029	844046	15-1109	817004	
24432	841001	24570	661029	24846	218359	15-1030	822001	15-1110	802004	
24433	841172	24576	250207	24850	257078	15-1031	852004	15-1111	803034	
24434	841078	24578	250460	24851	257077	15-1032	817012	15-1112	803012	
24435	841087	24579	250444	24853	234163	15-1034	861002	15-1113	801001	
24436	841168	24580	250404	24857	218327	15-1035	803022	15-1114	857007	
24437	841163	24583	299188	24860	803092	15-1037	818018	15-1115	812006	
24438	841083	24584	250391	24867	218328	15-1038	851013	15-1116	844020	
24439	841078	24586	261204	24868	218329	15-1039	851009	15-1117	832001	
24440	841063	24587	250405	24874	860005	15-1040	856012	15-1118	844007	
24442	250443	24589	250279	24927	818203	15-1041	818017	15-1119	803013	
24444	250402	24590	821038	24992	841047	15-1042	834001	15-1120	810013	
24446	250403	24600	221032	25076	834015	15-1043	841095	15-1121	803014	
24447	250348	24603	221032	25079	823039	15-1044	823006	15-1122	803009	
24450	841086	24604	244080	25080	823034	15-1045	823021	15-1123	861003	
24451	250256	24618	241262	25085	859136	15-1046	856013	15-1124	861004	
24452	250372	24619	841240	25123	818067	15-1047	824003	15-1125	818006	
24453	250516	24622	899254	25135	818207	15-1048	809002	15-1127	803006	
24455	899282	24624	250494	25141	802024	15-1049	803038	15-1128	803031	

COMPETITOR	GSP Ref.	COMPETITOR	GSP Ref.	COMPETITOR	GSP Ref.	COMPETITOR	GSP Ref.	COMPETITOR	GSP Ref.
METELLI		15-1206	810005	15-1289A	844006	15-1380	857035	15-1460	859026
		15-1207	831001	15-1290	844012	15-1381	803021	15-1462	803037
15-1129	841172	15-1208	810004	15-1291	818028	15-1382	845033	15-1463	803002
15-1130	839045	15-1209	817023	15-1292	845003	15-1383	851007	15-1464	803037
15-1131	823013	15-1210	802005	15-1293	841002	15-1384	834005	15-1465	853001
15-1131A	823014	15-1211	802003	15-1294	814013	15-1385	839021	15-1466	861007
15-1132	810011	15-1212	802006	15-1295	814005	15-1386	859101	15-1467	803037
15-1133	862001	15-1213	802019	15-1296	817014	15-1387	817030	15-1468	845052
15-1134	859056	15-1214	817032	15-1297	802002	15-1388	817009	15-1469	810052
15-1135	834004	15-1215	839040	15-1298	835001	15-1389	818026	15-1470	810051
15-1136	841168	15-1216	845001	15-1299	851018	15-1390	844083	15-1471	824061
15-1137	834019	15-1219	803005	15-1300	802013	15-1391	844060	15-1472	834008
15-1138	834007	15-1220	823007	15-1301	823024	15-1392	859025	15-1473	834026
15-1139	845004	15-1221	823010	15-1302	810022	15-1394	844001	15-1474	834010
15-1140	803016	15-1222	810018	15-1303	851003	15-1395	812027	15-1475	841052
15-1141	818034	15-1223	828002	15-1304	834023	15-1396	817026	15-1476	841141
15-1142	810043	15-1224	810015	15-1304A	834058	15-1397	803027	15-1477	841057
15-1144	852010	15-1225	817017	15-1306	817011	15-1398	827001	15-1478	861009
15-1145	827007	15-1226	817021	15-1307	844068	15-1399	823002	15-1479	861011
15-1146	834025	15-1227	817022	15-1308	803026	15-1400	844013	15-1480	838002
15-1147	839002	15-1228	864001	15-1309	817008	15-1401	808002	15-1481	817037
15-1148	839036	15-1229	861006	15-1310	850043	15-1402	812020	15-1483	859022
15-1149	857011	15-1230	861005	15-1311	812001	15-1403	854002	15-1484	859028
15-1150	803003	15-1231	817019	15-1312	841018	15-1404	839016	15-1485	859042
15-1151	856003	15-1232	817020	15-1315	841087	15-1405	827005	15-1486	899254
15-1152	802011	15-1233	818020	15-1316	850026	15-1406	824004	15-1487	852008
15-1153	802009	15-1234	812019	15-1317	850003	15-1407	810026	15-1488	818067
15-1154	817033	15-1235	808008	15-1319	856053	15-1408	851008	15-1489	818067
15-1155	817013	15-1236	810011	15-1321	841014	15-1409	817029	15-1490	818207
15-1156	818015	15-1239	803018	15-1323	841011	15-1410	817024	15-1492	839022
15-1157	834003	15-1240	817017	15-1324	841131	15-1411	817056	15-1493	817028
15-1158	854001	15-1241	803033	15-1325	859161	15-1412	844011	15-1494	817044
15-1159	814006	15-1242	823008	15-1326	859060	15-1413	803027	15-1495	818098
15-1160	814003	15-1244	802012	15-1328	834082	15-1414	803024	15-1496	810085
15-1161	839011	15-1245	802017	15-1329	839009	15-1415	853002	15-1497	810026
15-1162	809003	15-1247	856005	15-1330	809036	15-1416	817016	15-1498	810077
15-1163	841001	15-1248	841078	15-1331	839020	15-1417	818008	15-1499	845056
15-1164	841009	15-1249	841063	15-1332	839019	15-1418	802014	15-1501	899085
15-1165	841010	15-1250	823026	15-1333	814020	15-1419	817031	15-1502	850092
15-1166	852011	15-1251	823022	15-1334	859058	15-1420	817007	15-1503	850112
15-1167	899212	15-1252	857003	15-1335	834021	15-1422	850005	15-1504	844003
15-1168	852002	15-1253	859054	15-1336	850045	15-1423	823036	15-1505	844028
15-1169	852007	15-1254	818032	15-1337	823093	15-1424	823030	15-1506	817051
15-1170	852003	15-1255	823023	15-1339	831001	15-1425	823039	15-1506A	817051
15-1171	818030	15-1256	834056	15-1340	812034	15-1426	823095	15-1506B	817051
15-1172	841006	15-1258	817042	15-1341	899012	15-1427	823001	15-1507	817048
15-1173	841007	15-1259	845006	15-1344	806001	15-1428	803035	15-1508	841142
15-1174	803017	15-1260	823020	15-1346	859020	15-1429	818001	15-1509	841038
15-1175	810003	15-1261	818033	15-1347	859021	15-1430	818014	15-1510	899288
15-1176	810024	15-1263	810021	15-1348	841030	15-1431	851011	15-1511	818069
15-1177	810002	15-1264	810029	15-1349	841028	15-1432	818009	15-1513	859022
15-1179	810007	15-1265	841084	15-1351	859019	15-1434	835003	15-1514	899151
15-1180	810008	15-1266	857014	15-1353	850012	15-1435	803058	15-1518	827016
15-1181	803029	15-1267	803019	15-1354	818013	15-1436	803019	15-1519	899213
15-1182	810027	15-1268	818035	15-1355	821007	15-1437	844020	15-1520	838003
15-1183	802001	15-1269	852001	15-1356	809005	15-1438	809029	15-1522	850113
15-1184	840001	15-1270	851006	15-1357	818059	15-1439	844005	15-1523	850116
15-1185	803023	15-1271	859013	15-1358	817015	15-1440	817009	15-1525	834084
15-1186	829003	15-1272	862007	15-1359	814009	15-1441	803019	15-1527	808034
15-1187	841031	15-1273	862006	15-1360	857012	15-1442	841046	15-1529	899128
15-1188	803016	15-1274	856014	15-1361	857013	15-1443	841047	15-1530	808021
15-1189	803036	15-1275	841003	15-1364	818016	15-1444	818025	15-1531	854004
15-1190	853005	15-1276	841083	15-1365	857037	15-1445	841050	15-1533	861010
15-1191	839014	15-1277	803106	15-1366	851005	15-1446	810022	15-1536	859081
15-1192	818004	15-1278	834074	15-1367	835022	15-1447	859035	15-1537	851020
15-1193	841013	15-1279	812008	15-1368	862002	15-1448	829002	15-1538	862009
15-1194	841012	15-1280	812021	15-1369	862004	15-1449	817028	15-1539	859037
15-1195	803017	15-1281	810019	15-1370	824006	15-1450	859137	15-1540	857009
15-1196	841040	15-1282	845005	15-1371	844008	15-1451	844002	15-1541	824041
15-1197	841058	15-1283	818012	15-1372	834006	15-1452	844004	15-1542	850069
15-1198	818021	15-1284	851001	15-1373	835002	15-1453	844026	15-1543	824091
15-1200	818011	15-1285	850011	15-1374	802018	15-1454	838001	15-1544	859226
15-1201	818023	15-1286	810017	15-1375	861012	15-1455	810028	15-1545	824046
15-1202	818010	15-1287	844030	15-1376	862005	15-1456	810025	15-1546	810015
15-1204	850008	15-1288	851004	15-1377	803020	15-1457	817043	15-1547	899268
15-1205	851010	15-1289	844049	15-1378	850004	15-1458	817027	15-1548	827070

COMPETITOR	GSP Ref.	COMPETITOR	GSP Ref.	COMPETITOR	GSP Ref.	COMPETITOR	GSP Ref.	COMPETITOR	GSP Ref.
METELLI		15-1661	824090	17-0015	210085	17-0117	250055	17-0247	217037
		15-1662	839102	17-0017	245015	17-0119	254001	17-0248	217039
15-1549	818105	15-1663	827010	17-0018	245001	17-0120	254002	17-0249	218040
15-1550	802025	15-1665	857039	17-0019	210010	17-0121	253004	17-0250	218039
15-1551	803078	15-1667	841244	17-0020	210044	17-0122	261008	17-0255	218016
15-1552	803077	15-1668	839024	17-0021	245134	17-0123	261001	17-0256	218005
15-1553	810096	15-1674	899270	17-0022	210177	17-0124	261002	17-0257	218002
15-1554	803067	15-1677	818230	17-0023	210117	17-0127	261007	17-0258	218006
15-1555	844080	15-1678	823034	17-0025	245013	17-0128	261010	17-0259	218001
15-1557	899282	15-1679	823034	17-0026	245036	17-0130	210038	17-0260	218003
15-1558	810076	15-1680	823146	17-0027	245030	17-0132	210026	17-0261	218002
15-1560	845057	15-1681	823125	17-0028	245029	17-0133	210015	17-0262	218004
15-1561	810053	15-1684	823080	17-0029	250050	17-0134	210187	17-0267	218008
15-1562	899155	15-1685	823118	17-0030	250205	17-0135	210188	17-0268	235007
15-1563	818203	15-1688	803087	17-0032	250022	17-0136	210025	17-0273	244011
15-1564	899129	15-1689	803088	17-0033	250015	17-0137	210023	17-0275	244002
15-1565	818005	15-1690	821038	17-0034	250022	17-0138	210052	17-0276	260002
15-1568	845067	15-1692	841099	17-0035	250052	17-0139	210120	17-0279	244001
15-1569	845049	15-1697	803086	17-0036	250025	17-0140	210082	17-0280	260002
15-1570	827072	15-1698	841249	17-0037	250023	17-0141	210012	17-0284	245136
15-1572	899008	15-1699	823033	17-0038	250024	17-0142	210072	17-0285	245159
15-1573	850114	15-1706	862010	17-0039	250044	17-0143	210155	17-0286	245002
15-1574	850079	15-1710	899348	17-0040	250005	17-0144	210016	17-0287	245135
15-1576	850041	15-1717	817055	17-0041	250013	17-0145	210014	17-0288	245007
15-1579	850093	15-1718	817060	17-0042	250012	17-0146	210020	17-0292	299003
15-1585	810067	15-1723	857100	17-0043	250041	17-0147	210174	17-0294	250022
15-1588	845038	15-1725	805010	17-0046	250016	17-0151	210202	17-0297	250093
15-1590	899037	15-1726	817045	17-0048	250036	17-0152	210196	17-0298	250046
15-1592	817053	15-1734	824033	17-0049	250037	17-0154	210189	17-0299	250026
15-1593	817052	15-1794	857061	17-0050	250007	17-0156	210040	17-0300	250134
15-1594	899018	16-0001	661003	17-0051	250006	17-0157	210017	17-0301	250034
15-1595	802024	16-0003	653001	17-0054	250033	17-0158	210067	17-0302	250053
15-1596	802023	16-0008	644004	17-0055	250138	17-0159	210066	17-0306	250047
15-1597	802026	16-0019	661001	17-0056	250150	17-0160	210033	17-0307	250461
15-1599	821030	16-0023	653001	17-0057	250095	17-0161	210032	17-0308	250215
15-1600	841037	16-1001	661003	17-0058	245023	17-0162	218007	17-0310	250175
15-1601	817065	16-1002	618070	17-0059	245022	17-0163	218140	17-0311	250008
15-1602	857042	16-1002A	648004	17-0060	210009	17-0164	245008	17-0312	250105
15-1603	834015	16-1003	653001	17-0061	210008	17-0165	245070	17-0313	250200
15-1604	835026	16-1004	603008	17-0062	245004	17-0166	245024	17-0314	250019
15-1606	835028	16-1004A	603019	17-0063	245025	17-0167	245017	17-0315	250029
15-1607	824047	16-1005	602006	17-0064	245155	17-0169	250063	17-0317	250028
15-1608	824038	16-1006	644001	17-0065	245156	17-0173	235002	17-0318	250247
15-1610	834094	16-1007	618002	17-0066	245157	17-0174	210114	17-0323	250221
15-1611	827068	16-1008	644004	17-0067	245158	17-0175	210113	17-0324	250211
15-1612	817031	16-1010	603003	17-0068	245021	17-0176	210190	17-0329	210141
15-1613	844027	16-1010A	603009	17-0069	245014	17-0177	210191	17-0330	210139
15-1614	857062	16-1010B	603011	17-0074	250001	17-0179	228001	17-0331	251001
15-1615	839146	16-1010C	653002	17-0076	244006	17-0180	228002	17-0332	251010
15-1616	899298	16-1012	603002	17-0078	210090	17-0181	203003	17-0337	201020
15-1617	839104	16-1014	603001	17-0079	210167	17-0185	235003	17-0338	223122
15-1618	844065	16-1014A	602004	17-0080	210009	17-0186	261119	17-0339	253001
15-1628	839022	16-1015	602006	17-0081	210008	17-0187	261001	17-0348	244038
15-1629	845065	16-1016	648002	17-0082	210034	17-0196	244003	17-0349	244039
15-1630	805001	16-1017	602001	17-0083	210013	17-0197	203002	17-0350	244044
15-1633	861042	16-1019	661001	17-0084	210037	17-0198	299111	17-0352	261172
15-1634	841047	16-1020	602005	17-0085	210104	17-0199	203005	17-0353	261067
15-1635	841256	16-1022	603008	17-0086	210035	17-0200	203001	17-0354	261054
15-1636	810098	16-1023	653001	17-0087	210036	17-0201	261122	17-0355	261055
15-1639	839008	16-1024	661002	17-0090	218044	17-0202	203007	17-0358	203006
15-1640	818007	16-1025	602003	17-0091	218179	17-0205	203050	17-0360	218009
15-1641	803019	16-1026	644003	17-0092	235004	17-0206	203051	17-0362	223040
15-1642	862012	16-1028	628001	17-0093	235010	17-0207	261045	17-0363	223078
15-1643	834021	16-1029	699025	17-0098	245111	17-0208	203046	17-0372	218042
15-1644	861042	16-1030	635001	17-0099	245005	17-0211	203004	17-0373	218046
15-1646	810026	16-1031	661029	17-0100	245033	17-0212	205014	17-0374	218101
15-1647	841048	17-0001	261005	17-0101	245034	17-0214	205002	17-0375	218102
15-1649	845057	17-0002	253003	17-0103	210159	17-0215	235006	17-0376	235016
15-1650	850143	17-0003	253005	17-0104	210118	17-0216	205021	17-0377	235011
15-1652	852012	17-0004	210005	17-0106	211004	17-0217	210018	17-0378	244013
15-1654	827014	17-0005	210003	17-0108	250030	17-0218	210019	17-0379	210043
15-1655	812011	17-0006	210039	17-0109	250024	17-0220	217025	17-0380	245094
15-1656	808019	17-0007	210007	17-0110	250032	17-0226	217038	17-0381	245027
15-1658	861045	17-0010	210040	17-0111	250003	17-0227	217001	17-0382	245035
15-1659	861050	17-0011	210004	17-0112	211001	17-0245	217018	17-0383	245031
15-1660	899351	17-0014	210164	17-0115	250009	17-0246	217022	17-0385	245032

COMPETITOR	GSP Ref.	COMPETITOR	GSP Ref.	COMPETITOR	GSP Ref.	COMPETITOR	GSP Ref.	COMPETITOR	GSP Ref.
METELLI		17-0557	245070	17-0729	245113	000032730A	210186	0K30B25600	827070
		17-0559	245017	17-0730	245126	0003300036	835001	0K5582560XA	227037
17-0388	210137	17-0560	245138	17-0731	245104	0003301585	835001	0K55C25500A	227078
17-0389	245009	17-0561	245137	17-0732	245105	0003301885	835002	0K55C25600A	227079
17-0390	245010	17-0562	245012	17-0733	245152	0046307241	817042	0K56P25500A	227018
17-0393	245101	17-0563	245011	17-0734	245020	0046307398	817042	0K56P25600A	227020
17-0394	245016	17-0564	245024	17-0735	245026	0060515370	817042	0K9A422510	827010
17-0395	250150	17-0565	245017	17-0736	210162	0060815227	817042	0K9A425500	827010
17-0396	250151	17-0569	250271	17-0737	245108	0060815370	817042	0K9A425600	827010
17-0397	250004	17-0570	250099	17-0739	250324	0374002	844030	0K9A62550X	827010
17-0398	250017	17-0571	250100	17-0740	250389	0374003	844049	0K9B322510	827010
17-0401	250303	17-0572	250074	17-0755	261003	0374013	644004	0K9B322610	827010
17-0402	250051	17-0573	250295	17-0757	261004	0374015	844057	1003548	818012
17-0403	250045	17-0574	250296	17-0761	203295	0374027	644004	1003550	818004
17-0404	250082	17-0587	250307	17-0763	261097	0374049	899205	1007695	818026
17-0405	250010	17-0588	250308	17-0764	261096	0374053	844013	1008381	218004
17-0406	250011	17-0589	250309	17-0766	244075	0374061	899205	1008402	218002
17-0407	244005	17-0591	250160	17-0769	244027	0374066	844041	1008428	218001
17-0408	244004	17-0592	250325	17-0770	244026	0374077	844046	1014109	218039
17-0409	250010	17-0593	250313	17-0775	244076	0374092	844046	1014111	218040
17-0411	244005	17-0594	250314	17-0782	241003	0374099	644001	1016692	218009
17-0413	250197	17-0595	250039	17-0783	241201	0374100	644001	1020789	218128
17-0414	250043	17-0597	250055	17-0786	250401	0374126	844057	1020964	218008
17-0415	210030	17-0598	250316	17-0787	250263	0374147	844055	1020967	218009
17-0416	210031	17-0599	250009	17-0792	211012	0374175	844051	1023209	218005
17-0418	261006	17-0600	250038	17-0793	211014	0374176	844056	1023209	218006
17-0425	250010	17-0601	250311	17-0809	210268	0374218	844020	1023211	218003
17-0426	250011	17-0603	203008	17-0810	210277	0374351	844011	1023211	218004
17-0427	244005	17-0604	261019	17-0816	210103	0374368	844013	1023212	218002
17-0428	244004	17-0611	203063	17-0839	218217	0374377	844020	1023213	218001
17-0432	250336	17-0612	261063	17-0840	218263	0374403	844002	1023213	218002
17-0435	254001	17-0613	261098	17-0841	218264	0374446	644009	1023247	818011
17-0436	254002	17-0614	261099	17-0842	218041	0374471	817007	1023250	818023
17-0443	261123	17-0615	253002	17-0843	299042	03CGV1053	823010	1023250	818024
17-0444	261121	17-0617	241094	17-0852	244028	04641855AE	208024	1033616	818017
17-0445	261045	17-0618	241004	17-0853	244030	04641883AD	208024	105015	827007
17-0446	203046	17-0619	241001	17-0857	259495	05085220AB	215053	1059534	218007
17-0447	203006	17-0620	241005	17-0861	250166	05085224AB	215054	1063496	818003
17-0448	203004	17-0624	260019	17-0862	299151	05105649AC	215051	1063498	818013
17-0466	235037	17-0626	245068	17-0864	250226	05105660AC	215052	1073500410	235004
17-0467	235038	17-0627	245066	17-0865	250261	06483685	818006	1073502710	235004
17-0472	261075	17-0628	250031	17-0866	250260	06X039481190	804001	1073502810	235004
17-0474	261074	17-0629	299190	17-0871	250207	06X039534340	817005	1073503310	235004
17-0486	210048	17-0630	299191	17-0875	261078	07629168	817001	1073504310	235004
17-0487	210049	17-0633	241006	17-0891	244031	07660834	817001	1074308	818016
17-0488	210157	17-0634	241007	17-0896	299071	0A5409355C	261191	1078670	818012
17-0489	210152	17-0635	217017	17-0903	299070	0K01122510	827002	1078675	818004
17-0492	210161	17-0636	217019	17-0904	250353	0K01122610	827002	1078677	818006
17-0493	210156	17-0637	245084	17-0905	250402	0K01225500A	227067	1078680	818015
17-0494	299006	17-0638	245085	17-0906	250494	0K20022610	827010	1078682	818017
17-0495	299010	17-0641	210131	17-0908	250354	0K20222510	827001	1079583	818011
17-0504	202001	17-0642	210023	17-0909	250442	0K20222610	827001	1079584	818023
17-0507	202002	17-0671	217038	17-0913	244029	0K20225400	827001	1079584	818024
17-0516	210189	17-0673	210057	17-0914	205051	0K20322510	827006	1079587	818021
17-0519	210225	17-0676	235001	17-0915	205042	0K20322520	827006	1084716	818026
17-0520	210204	17-0689	203012	17-0918	250506	0K20322610	827006	1097313	218008
17-0521	210027	17-0690	299108	17-0920	210232	0K2162540X	827006	1097317	218008
17-0523	210226	17-0692	203020	17-0921	210231	0K2162560X	827006	1097318	218009
17-0524	210227	17-0693	203057	17-0924	205029	0K25425400	827006	1097319	218010
17-0528	212011	17-0694	203058	17-0925	205018	0K25425600	827006	1097321	218009
17-0529	208059	17-0698	205017	17-0940	203052	0K2A122610	827001	1097322	218009
17-0530	212025	17-0700	210071	17-0944	299285	0K2A122610	827001	111102215012	899012
17-0531	212044	17-0701	210070	17-0951	210276	0K2C022510	827010	1111900	818025
17-0536	217032	17-0702	245178	17-0952	210259	0K2C122510	827010	1117155	818016
17-0537	217033	17-0703	245179	17-0956	210264	0K2C32550X	227070	111862215012	828010
17-0540	218015	17-0706	210147	17-0957	245120	0K2KB25600	827010	1122810	218046
17-0542	218019	17-0707	245103	17-0989	235038	0K2N42540X	227012	1125045	203023
17-0546	203022	17-0708	210001	17-1014	217071	0K2N42560X	227011	1129668	818013
17-0547	203023	17-0709	210002	17-1019	244040	0K2NE2550XA	227030	1132482	218008
17-0548	241156	17-0718	241280	17-1031	250446	0K30A22510	827070	1132487	218008
17-0549	241193	17-0719	241024	17-1040	250369	0K30A22610	827070	1132493	218009
17-0550	241083	17-0720	244077	17-1041	250372	0K30A25400	827070	1132495	218010
17-0551	241084	17-0723	244036	17-1054	259011	0K30A25600	227024	1132497	218009
17-0554	260013	17-0724	244037	OE		0K30B22510	827070	1132498	218009
17-0555	244033	17-0726	245153	00003272X3		0K30B22610	827070	113501201D	261031
17-0556	245160	17-0728	245119	210020		0K30B25400	827070	113501331	603004

COMPETITOR	GSP Ref.	COMPETITOR	GSP Ref.	COMPETITOR	GSP Ref.	COMPETITOR	GSP Ref.	COMPETITOR	GSP Ref.
OE		1349786080	817055	1495542080	210103	171407311D	803038	191498099B	853007
		1349787080	817060	1495545080	810011	171407311E	803022	191498099BV	853007
113598101	603004	1349787080	617021	1495545080	210067	171407311J	861013	191498099F	853008
1141768	218102	1349788080	817045	1495546080	210066	171407311K	861013	191498099FV	853008
1142787	818001	1349788080	617028	1496137080	210066	171407311L	803007	191498099FX	853008
1142788	818014	1349789080	817055	1496809	218326	171407311P	803032	191498103	603011
1142790	218217	1349790080	817060	1497187088	810098	171407331C	653001	191498103A	603011
1142794	218216	1349790080	617022	1497188088	810098	171407331E	653001	191498103C	603011
1148219	818009	1353399	218328	1501261	818067	171407331F	603008	191498104	603009
115420170	854001	1355333080	817060	1501261	218264	171407331L	653001	191498104A	603009
115420171	654003	1355333080	617021	1501262	218264	171498099	861001	191498104C	603011
115420214	854001	1355334080	617022	1501263	218263	171498099A	853008	191498340X	853008
115420214	254001	1357488080	817060	1501263	818207	171498099B	861013	191598099	803007
115420217	854001	1357488080	617022	150498099	803033	171498099BX	861013	1C153A327BA	818005
115420217	254002	1359342	218217	150498099A	803033	171498099C	853008	1H0407271	261172
115421210	254001	1359345	218216	1506722	218216	171498099CX	861013	1H0407271CX	803019
1223723	818230	1359656	818230	1506723	218217	171498103	603004	1H0407271GX	803019
1223725	218329	1359663	899288	1513990	218309	171498103B	653001	1H0407271H	261172
1223785	899288	1360389	899129	1513996	218333	171498103C	603008	1H0407271N	261011
1223788	218328	1361301	818013	1520669	218351	171498103CX	603004	1H0407271V	261172
1233500410	235004	1361877	218351	1528656	234163	171498103D	653001	1H0407271X	261172
1233602	203023	1361879	218333	1528657	218327	171498103DV	653001	1H0407272	261055
1243502910	235001	1364028	234163	153120188003	618001	171498103DX	653001	1H0407272A	261009
1243503010	235005	1364029	218327	1537377	818001	171498350X	653001	1H0407272AC	261067
1243508810	235001	1417751	218263	1546264	817026	17H8600	851009	1H0407272AD	261055
12793840	821030	1417775	818230	1567824	218358	183498099A	803003	1H0407272AF	261009
12804149	852012	1418951	818014	1567848	218359	191407271	253004	1H0407272AG	261067
12804150	852012	1420536	218046	1602942	218046	191407271A	253003	1H0407272AM	261028
1293504010	235005	1431161	218358	1603233	817007	191407271B	253003	1H0407272AX	261009
1302515	899288	1431162	218359	1603234	817051	191407271C	253003	1H0407272M	261009
1305325	218329	1431359	818230	1603237	644002	191407271CX	253003	1H0407272MV	261009
1305327	218328	1434479	899270	1603251	844005	191407271H	253001	1H0407272MX	261009
1306055	899129	1434481	899270	1603261	844004	191407271HX	253001	1H0407272N	261002
1308638	218333	1437453	218329	1603270	844027	191407271K	253001	1H0407274V	261067
13109194	221032	1450574	218358	1603273	844003	191407271N	253004	1H0407274X	261067
13124675	244029	1454211	234163	1603274	844028	191407271NV	253004	1H0407311	803036
13124676	244031	1454214	218327	1603275	817051	191407271NX	253004	1H0407311C	853008
13124679	221071	1456973	218329	1603291	821030	191407271P	253003	1H0407311D	853007
13124680	221062	1456975	218328	1603398	844004	191407271Q	253003	1H0407331	653001
13136379	244028	1463105080	210037	1603403	817034	191407271R	253003	1H0407331B	603006
13149829	244078	1463106080	210069	1603403	899018	191407271RV	253003	1H0407331D	603006
13149830	244079	1463107080	210035	1603405	817053	191407271T	253001	1H0407331E	661004
13149833	217071	1463108080	210036	1603411	817052	191407272	261008	1H0407331H	603008
13149834	217070	1468572	218217	1603452	821038	191407272A	253005	1H0407449X	261172
13150502	244040	1468573	218326	1629459	218128	191407272AA	261008	1H0407450AX	261067
13166587	221032	1468577	218309	164001704701	817004	191407272AE	253005	1H0407450BX	261009
13166590	221032	1474624	818230	1659059	818015	191407272AG	253002	1H0407452X	261028
13166591	244080	1474892	218329	1683601872	835003	191407272AS	261006	1H0498099	853007
1318854	218333	1474893	218328	1683601972	235038	191407272BB	261006	1H0498099A	803036
13191326	244030	1475130	234163	1683603172	835022	191407272BD	253002	1H0498099E	803036
1322209	899155	1475135	218359	1683603172	235037	191407272C	253005	1H0498099V	853007
1322221	899155	1475136	218327	1683603372	235038	191407272CV	253002	1H0498099X	853007
1324166	218359	1478551080	210033	1683702172	835003	191407272CX	253002	1H0498340X	853007
1324168	218358	1478552080	210032	1683702172	235037	191407272F	253002	1J0407271AA	261123
13243461	244033	1478995	218333	1683702272	235038	191407272X	261008	1J0407271AC	261045
13248652	244078	1478997	218351	1685795	218329	191407274BX	253005	1J0407271AF	203006
1326260	818007	1481449080	210057	1685799	218328	191407274CX	253002	1J0407271AH	261045
1326339	218333	1481451080	810015	1686113	218358	191407274DX	253002	1J0407271AL	261045
1326340	218351	1481451080	245120	1686114	218359	191407274FX	261006	1J0407271AM	261045
1328359	818005	1481452080	810015	1686115	234163	191407274X	261008	1J0407271AP	203006
1328362	299042	1481452080	210264	1686116	218327	191407311	853008	1J0407271AQ	203006
1328363	218264	1485695080	818098	1693601572	899037	191407311B	853007	1J0407271CG	261123
1328365	218263	1487936088	210032	1693602972	635014	191407311C	853007	1J0407271EP	261123
1329584	818067	1487937088	210033	1693602972	899037	191407311F	853007	1J0407271ES	261123
1329586	818067	1491236080	210069	1693603972	835026	191407311H	853008	1J0407271F	261045
13296057	821038	1491239080	210035	1693604072	835026	191407311L	853007	1J0407271FD	261123
13296185	821038	1491240080	210036	1693604372	635014	191407331	603006	1J0407271FN	203006
1333973	218326	1491244080	210066	1693604372	899037	191407331A	603006	1J0407271GC	261123
1333976	218309	1491244080	210032	1693604472	899037	191407449X	253003	1J0407271H	203006
1345637	818203	1493004	899129	1697493	218309	191407450X	253005	1J0407271JD	203006
1345638	818203	1493007	818230	171407272AC	261006	191497311J	853007	1J0407271LM	261123
1345639	818203	1493015	899288	171407272AG	261054	191497449X	253003	1J0407271LN	261123
1345864	218042	1493963	602006	171407272AS	261006	191498099	853008	1J0407271Q	261045
1348325	218046	1495537080	810013	171407274DX	261006	191498099A	853007	1J0407272	203004
1349785080	817045	1495537080	810013	171407274FX	261006	191498099AV	853007	1J0407272AG	203004
1349786080	610038	1495541080	810013	171407311	861001	191498099AX	853007	1J0407272AH	203004

COMPETITOR	GSP Ref.	COMPETITOR	GSP Ref.	COMPETITOR	GSP Ref.	COMPETITOR	GSP Ref.	COMPETITOR	GSP Ref.
OE		1K0407272HN	261113	212122150111R	228006	28021AA152	856003	2T143B437FD	218041
		1K0407272HR	254011	21212215012	828002	28021AA160	856005	301012675R	218247
1J0407272AP	203046	1K0407272JT	261096	21212215054	628004	28021AA161	856005	3015012031	661003
1J0407272AT	203004	1K0407272KC	261211	21212215055	628003	28021AA162	856005	3020513A25	841170
1J0407272BJ	261121	1K0407272KG	254011	21212215056	628004	28021AA481	856005	3054073111	803007
1J0407272BL	203046	1K0407272NK	254011	21212215057	628003	28021AA491	856005	305407311B	803007
1J0407272BM	203046	1K0407272QE	254011	21232215012	828004	28021AA501	856003	305407311C	803007
1J0407272C	203004	1K0407272QF	254011	21232215056	628007	28021AA511	856004	30610835	862011
1J0407272DA	203046	1K0407272RB	203313	21232215057	628006	28021AA541	856005	30611702	862008
1J0407272F	203046	1K0407272RG	254011	212501331	661003	28021AA551	856004	30611947	862012
1J0407272GD	261121	1K0407311F	853001	23221GA232	856013	28021AC090	856005	30681128	218328
1J0407272JK	203004	1K0407311G	803037	23221GA233	856013	28021AC130	856004	30681129	218329
1J0407272KT	261121	1K0407311H	803037	23221GA242	856001	28021AC130	856006	30711772	218328
1J0407311C	803036	1K0407311J	803002	23221GA243	856001	28021AC200	856009	30783002	218329
1J0407311D	803036	1K0407311L	803037	23221GA372	856002	28021AC210	656005	30783167	218328
1J0407311R	803035	1K0407451BX	203319	23221GA373	856002	28021AC210	856040	30783168	218329
1J0407341D	661006	1K0407451CX	203294	23221GA592	856002	28021AC220	856026	30787775	218328
1J0407341F	661006	1K0407451DX	203295	23221GA593	856002	28021AC280	856040	30787783	218329
1J0407451AX	203006	1K0407451FX	203294	235280201	818007	28021AC281	856040	30871328	839021
1J0407451BX	261045	1K0407451JX	261097	235290201	818002	28021FA110	856039	31217540115	205062
1J0407451HX	261123	1K0407451MX	203319	2374981032	661013	28091AA010	856004	31217540116	205074
1J0407451P	261123	1K0407451PX	261093	240608ENE0265	818004	28091AA012	856004	31256930	218329
1J0407451PV	261123	1K0407451QX	254013	24462241	244030	28091AA014	856004	31256931	218328
1J0407451PX	261123	1K0407451RX	203318	24462250	221056	28091AA020	856004	31601493977	838003
1J0407451QX	203006	1K0407451TX	203295	24969815	210174	28091AA024	856004	31601493977	299285
1J0407452BX	203046	1K0407452DX	261042	24969905	210020	28091AA094	856005	31601503306	838003
1J0407452EX	203046	1K0407452GX	261042	251407271J	261092	28091AC090	856005	31601503306	238002
1J0407452Q	261121	1K0407452MX	261113	251501203B	261005	28091AC091	856040	31601503307	838003
1J0407452QV	261121	1K0407452NX	261211	251501203D	261005	28091AC130	856040	31601503307	238001
1J0407452QX	261121	1K0407452TX	203266	251501203D	261005	28093AC030	856040	31607502731	205047
1J0407452V	203004	1K0407453BX	203265	251501203DX	261005	28093AC040	656005	31607502731	205048
1J0407452X	203004	1K0407454BX	261042	251501203G	261005	28321AG000	856042	31607505004	205018
1J0498099	803033	1K0407454DX	203313	251501331	661003	28321AG010	856042	31607505005	805001
1J0498099A	803033	1K0407454X	254011	251598101	661003	28321AG011	856042	31607505005	205029
1J0498099AX	803033	1K0407761AX	261224	251598101A	603001	28321AG012	856042	31607505006	805001
1J0498099B	803036	1K0407761HX	203265	251598101X	661003	28321AG020	856042	31607505006	205018
1J0498099BX	803036	1K0407762X	261211	26000690	806011	28321AG021	856042	31607505199	205047
1J0498099E	803035	1K0407764LX	203313	26008329	806011	28321AG022	856042	31607505200	205048
1J0498099EX	803035	1K0498099	803037	26008330	806002	28321KC001	856007	31607514475	299285
1J0498099F	803070	1K0498099A	803037	26010773	699025	28321KC041	856007	31607514477	238001
1J0498103	603008	1K0498099B	803002	26010774	812001	28321KC051	856007	31607514478	238002
1J0498103A	603011	1K0498099C	803037	26013813	812019	28321SA030	856041	31607514479	238001
1J0498103K	661006	1K0498099D	853001	26013831	812019	28321SA031	856041	31607514480	238002
1K0407271AT	203294	1K0498099E	803037	26020959	806002	28321SA040	856041	31607518237	838003
1K0407271BD	203318	1K0498099X	803037	26029827	260002	28321SA050	856041	31607518237	838002
1K0407271BF	254013	1K0498103	603011	26029828	244001	28321SA051	856041	31607518237	299285
1K0407271BJ	203295	1K0498103B	603008	26030481	806002	299341X2	850009	31607518237	838003
1K0407271BN	203295	1K0498103C	661011	26032411	844020	2K0407272F	261042	31607518238	838003
1K0407271BQ	254013	1K0498103E	654004	26032412	244001	2S613B436AB	218217	31607518238	838002
1K0407271CP	203294	1K0498103X	603003	26032414	260002	2S613B436AC	218217	31607518247	838002
1K0407271CQ	261093	1KM498099	803002	26060699	844013	2S613B436AD	218217	31607518248	838002
1K0407271DH	203319	1N0025500	834024	26060700	844012	2S613B436AE	218217	31607518261	838003
1K0407271DJ	261097	1S653B418AA	618022	26067600	844013	2S613B436AG	218217	31607524046	205078
1K0407271DS	261224	1S7W3B413AA	818007	26073810	812019	2S613B437AB	218216	31607529202	205078
1K0407271E	203295	1S7W3B413DA	818002	26089775	844020	2S613B437AC	218216	31607561321	205029
1K0407271ES	203265	2013500813	635006	26094867	244027	2S613B437AD	218216	31607561342	205018
1K0407271HM	203265	2013501810	235006	26095017	244026	2S613B437AE	218216	31607565313	205029
1K0407271KA	254013	2023505610	235007	26119530	244079	2S6W3A327AB	818001	31607565314	205018
1K0407271KS	254013	2081207	839040	27H7567	851013	2S6W3B437FC	818009	321407311L	803007
1K0407271LG	254013	2103508210	235008	28021AA003	856005	2T143A327AA	818067	321407311M	803007
1K0407271LK	254013	2103508410	235009	28021AA011	856005	2T143B436AC	299042	321407331D	603006
1K0407271NT	254013	21082215010	828001	28021AA012	856005	2T143B436AD	299042	321498099	803038
1K0407272BG	261096	21082215010	228002	28021AA013	856005	2T143B436AE	299042	321498099A	803007
1K0407272CC	261042	21082215011	828001	28021AA021	856004	2T143B436AF	299042	321498099B	803007
1K0407272DN	261042	21082215011	228001	28021AA022	856004	2T143B436AG	818067	321498099C	803032
1K0407272DQ	254011	21082215012	828001	28021AA031	856004	2T143B436AG	299042	321498099E	803007
1K0407272EC	261042	21082215056	628001	28021AA032	856004	2T143B436AH	299042	321498099EX	803007
1K0407272EG	254011	21100221501200	828010	28021AA033	856004	2T143B436CA	218264	321498099F	803007
1K0407272EN	203313	21102215010	228004	28021AA051	856003	2T143B436CC	218264	321498103	603004
1K0407272ER	254011	21102215011	228003	28021AA052	856003	2T143B436CF	218264	321498103A	603008
1K0407272FR	261042	21102215012	828001	28021AA053	856003	2T143B437CA	218263	321498103B	603003
1K0407272FS	261094	211501331B	661003	28021AA130	856004	2T143B437CD	218263	321498103C	603009
1K0407272GK	261042	211598101	661003	28021AA131	856004	2T143B437CE	218263	321498103CV	603009
1K0407272GM	261042	21212215010	228006	28021AA132	856004	2T143B437FA	218041	321498103CX	603009
1K0407272HB	2612								

COMPETITOR	GSP Ref.	COMPETITOR	GSP Ref.	COMPETITOR	GSP Ref.	COMPETITOR	GSP Ref.	COMPETITOR	GSP Ref.
OE		32724R	245004	32729J	210164	3272FW	810053	3272PF	817060
		32724T	845038	32729K	210033	3272G1	210020	3272PV	210311
321498350V	603004	32724T	210192	32729L	210165	3272G7	210196	3272PW	210311
321498350X	603004	327250	210009	32729N	245152	3272G9	210189	3272Q	299006
326582	841084	327251	210164	32729P	210161	3272GE	210266	3272Q5	210189
326763	821010	327254	210009	32729Q	210048	3272GE	810052	3272Q6	210189
327000	210003	327255	210038	32729R	210128	3272GF	210266	3272Q7	210189
327200	810048	327256	210164	32729T	210141	3272GG	810052	3272QY	210312
327200	210039	32725C	245032	32729W	245126	3272GG	210310	3272QZ	210312
327201	245134	32725K	245068	3272A1	810027	3272GH	210310	3272R0	210189
327202	810002	32725L	210026	3272A1	210022	3272GL	810051	3272R3	210010
327202	245134	32725N	210071	3272A4	210025	3272GY	810015	3272R5	210039
327204	245030	32725P	210162	3272A6	210025	3272H3	245160	3272R7	210040
327206	845006	32725P	845052	3272A8	210117	3272H7	245021	3272R8	210040
327209	810002	32725Q	210157	3272A9	210090	3272H8	245004	3272RL	810015
327209	245160	32725T	210192	3272AA	245138	3272HP	210125	3272RT	210146
32720F	245024	32725X	810025	3272AC	245138	3272HP	845056	3272RX	210314
32720G	245024	32725X	245119	3272AE	899008	3272HQ	210125	3272RY	210314
32720H	210165	327260	810029	3272AE	245012	3272HR	210146	3272S2	245151
32720J	210163	327260	210191	3272AF	245012	3272HR	810077	3272S2	245159
327210	810002	327261	245024	3272AH	845049	3272J0	210037	3272S3	245007
327210	245023	327265	210007	3272AJ	245101	3272J1	210035	3272S5	845005
327211	810002	32726C	245032	3272AP	245009	3272J2	210067	3272S5	245151
327211	245023	32726E	845011	3272AP	245064	3272J3	210105	3272S5	245159
327212	810002	32726E	210043	3272C0	210117	3272J3	210037	3272S6	845003
327212	245023	32726F	210021	3272C7	810024	3272J4	210105	3272S6	245135
327215	245015	32726K	210105	3272CH	210037	3272J4	210037	3272S6	245007
327216	245015	32726K	210037	3272CK	210035	3272J5	210102	3272S7	245106
327218	210040	32726P	210162	3272CL	210035	3272J5	210035	3272S8	245106
327219	245015	32726Q	210138	3272CN	210033	3272J6	210035	3272SE	810098
32721F	210018	32726T	210142	3272CQ	210043	3272J7	210033	3272SS	817060
32721K	210164	32726V	210207	3272CQ	845065	3272J8	210033	3272T2	245004
32721L	210082	32726W	210128	3272CS	845067	3272J9	210113	3272T3	245021
32721N	210128	32726W	810076	3272E0	845004	3272JA	210276	3272T4	245033
32721P	245026	32726X	245119	3272E1	245024	3272JC	210276	3272T5	245178
32721Q	210161	32726Y	210026	3272E2	845004	3272JY	210232	3272T8	210159
32721S	210131	327275	245004	3272E2	245160	3272JZ	259495	3272T9	210020
32721T	210138	327276	210039	3272E3	845001	3272K2	210039	3272V0	210016
32721V	210121	327277	245021	3272E4	810005	3272K4	245157	3272V0	210072
32721W	210121	32727C	245157	3272E5	810003	3272K7	210016	3272V1	210040
32721X	810028	32727E	845011	3272E7	245160	3272K8	210016	3272V2	210164
32721X	245105	32727E	210043	3272EH	210121	3272KL	810067	3272V3	210033
327220	810048	32727F	210021	3272EH	810096	3272KW	299272	3272V4	210033
327220	210007	32727G	210043	3272EJ	210141	3272KW	845057	3272V5	210033
327220	210039	32727J	210020	3272EK	210207	3272KX	299272	3272W0	245157
327221	245013	32727K	210102	3272EN	810026	3272KY	810025	3272W5	210009
327222	245030	32727K	210035	3272EN	210030	3272KZ	245203	3272W8	210164
32722H	245157	32727N	210034	3272EP	210030	3272L0	210016	3272X4	210020
32722L	210012	32727T	210142	3272EQ	210146	3272L1	210082	3272X9	299007
32722N	210117	32727V	210207	3272EQ	845057	3272L2	245017	3272Y0	245009
32722P	245026	32727W	210128	3272ER	210146	3272L3	245017	3272Y0	245064
32722Q	299006	327283	810004	3272ES	810026	3272L4	245157	3272Y1	245009
32722S	210131	327283	245155	3272ES	210001	3272L9	210052	3272Y1	245064
32722V	210141	327284	245155	3272ET	210001	3272LA	810025	3272Y2	210165
32722X	245105	327285	210034	3272EV	210181	3272LA	245200	3272Y3	810022
32722Z	210040	327287	210191	3272EW	210181	3272LC	245200	3272Y3	210128
327235	810008	32728E	845011	3272EX	210147	3272LE	810067	3272Y4	210128
327235	210191	32728E	245031	3272EY	210147	3272LG	810067	3272Y5	210128
327238	210113	32728F	210021	3272EZ	245101	3272LJ	245194	3272Y6	210026
327239	210113	32728J	210009	3272F5	810043	3272LK	245194	3272Y7	210026
32723C	845033	32728N	245152	3272F5	245160	3272LP	810067	3272Y8	210026
32723C	245027	32728Q	210048	3272F5SA	245080	3272LV	245126	3272YE	245101
32723J	210009	32728R	210128	3272F6	245008	3272LW	245105	3272Z0	245101
32723K	245015	32728S	210131	3272F8	245008	3272LX	210255	3272Z2	210187
32723L	245027	32728T	210141	3272F9	210034	3272M0	210052	3272Z7	810022
32723N	210113	32728W	810028	3272FG	810067	3272N0	810008	3272Z7	210131
32723Q	299006	32728W	245126	3272FP	810022	3272N0	210071	3272Z8	210131
327240	210191	327290	210113	3272FP	210131	3272N1	810029	3272ZE	210255
327244	245033	327291	245030	3272FQ	210131	3272NF	210033	327301	245178
327245	245033	327293	245134	3272FR	210241	3272NP	810098	327304	210118
327248	210034	327298	810027	3272FR	845057	3272NQ	810098	327305	210174
32724C	245027	32729C	810015	3272FS	210241	3272NT	210121	327306	210014
32724K	210039	32729C	210264	3272FT	210268	3272NW	210312	327307	210004
32724K	245068	32729E	845011	3272FT	810085	3272P5	210082	327309	210032
32724L	210264	32729E	245031	3272FV	210268	3272PA	817055	32730E	210174
32724Q	210157	32729G	210204	3272FW	210030	3272PC	817055	32730F	210174

COMPETITOR	GSP Ref.	COMPETITOR	GSP Ref.	COMPETITOR	GSP Ref.	COMPETITOR	GSP Ref.	COMPETITOR	GSP Ref.
OE		32735H	210174	327389	810009	3273ET	210002	3273P7	245070
		32735J	210003	327389	210007	3273EV	210206	3273P7	245198
32730H	210085	32735K	210085	32738G	845038	3273EW	210206	3273PJ	817055
32730J	210186	32735L	210042	32738G	210143	3273EX	245103	3273PK	817055
32730K	210085	32735P	210044	32738H	210143	3273EY	245103	3273PN	817060
32730M	210137	32735Q	210007	32738J	210139	3273FA	210265	3273PX	817060
32730N	245010	32735R	210007	32738K	210139	3273G1	245025	3273PZ	299271
32730N	245065	32735S	210069	32738L	210140	3273G2	210007	3273Q1	245014
32730P	245010	32735S	210104	32738N	210140	3273G3	245014	3273Q2	245025
32730P	210137	32735T	210036	32738P	210139	3273G9	810004	3273Q3	245156
32730P	245065	32735V	210032	32738T	210208	3273G9	245156	3273Q5	210104
32730Q	210167	32735W	210032	32738V	210208	3273GC	810051	3273Q6	210036
32730R	210023	32735X	210120	327390	245036	3273GQ	810015	3273Q7	210066
32730S	210023	32735X	210012	327391	245029	3273GZ	810096	3273Q8	210104
32730T	210023	32735Y	210014	32739Z	210023	3273GZ	299197	3273Q9	210104
32730V	210027	32735Z	210057	32739Z	810076	3273H0	245156	3273QA	299271
32730W	210015	32735Z	245120	3273A6	810008	3273H1	210068	3273QV	245113
32730X	210015	327360	810010	3273A6	210190	3273H4	210114	3273R0	210036
32730Y	245016	327360	210034	3273A9	210114	3273H5	210190	3273R1	210036
32730Y	845049	327360	210068	3273AA	210023	3273H8	210114	3273R2	210032
32730Z	245016	327362	810010	3273AC	810028	3273H9	245029	3273R3	210032
327310	210032	327362	210068	3273AC	245104	3273HF	210124	3273R6	210007
327311	245005	327363	210085	3273AE	245104	3273HF	845056	3273R8	245158
327312	245005	327364	810009	3273AH	810025	3273HG	210124	3273R9	245158
327313	210032	327364	210007	3273AH	245113	3273HH	210144	3273RH	210313
327315	210014	327364	245066	3273AJ	245113	3273HH	810077	3273RJ	210313
327317	810001	327365	810009	3273AL	899008	3273HS	210259	3273RN	299197
327317	210117	327365	210007	3273AL	245011	3273HT	210259	3273RP	299197
327318	810001	327366	810009	3273AN	245011	3273J1	210177	3273S1	210014
327318	210117	327366	210039	3273AQ	245010	3273J5	245029	3273S2	210155
32731C	210019	327366	245068	3273AQ	245065	3273J6	810027	3273S2	210014
32731H	245017	327367	810009	3273C0	210114	3273J9	810027	3273S4	210155
32731J	245017	327367	210039	3273C1	210190	3273JR	210231	3273SG	210144
32731K	210167	327367	245068	3273C3	245034	3273K1	810007	3273SK	210320
327320	810001	327368	210003	3273C4	245034	3273K2	210023	3273SL	210320
327321	810001	327369	810009	3273C5	245017	3273K3	210023	3273SV	810098
327323	810001	327369	210007	3273C6	210190	3273K4	210024	3273T3	210120
327324	810001	32736A	210015	3273C7	810010	3273K5	210167	3273T4	210120
327325	245158	32736A	210027	3273C7	210068	3273K6	245017	3273T6	810008
327327	245029	32736G	210205	3273C8	210003	3273K7	210167	3273T6	210070
327329	245003	32736H	210019	3273C8	210008	3273KJ	299271	3273V7	210012
32732Q	210205	32736J	210167	3273C9	210085	3273KJ	845057	3273VH	210254
32732Y	210017	32736K	210023	3273CH	210104	3273KK	299271	3273W0	210012
32732Z	210017	32736N	210114	3273CJ	210104	3273KL	810025	3273W7	810021
327330	245030	32736P	210070	3273CK	210036	3273KN	245204	3273W8	210202
32733K	210205	32736R	210068	3273CN	210032	3273KP	810025	3273W9	210202
32733L	245035	32736T	245020	3273CQ	845011	3273KP	245201	3273X	210015
32733M	245035	32736V	245020	3273CQ	245094	3273KQ	245201	3273X3	210202
32733N	245158	32736Y	245108	3273CQ	845065	3273KR	810067	3273X8	210044
32733Q	810015	32736Y	845052	3273CS	845067	3273KW	245193	3273Y0	210007
32733Q	245120	32736Z	245108	3273CW	210242	3273KX	245193	3273Y2	210004
32733X	845011	327371	810002	3273CX	210242	3273KY	210267	3273Y3	210004
32733X	245094	327371	210177	3273CY	210277	3273KZ	210267	3273Y4	210118
32733Y	845011	327373	245029	3273CY	810085	3273L1	845001	3273Y7	245002
32733Y	245094	327375	845006	3273CZ	210277	3273L1	245017	3273Y9	245136
32733Z	210019	327378	810043	3273E1	810021	3273L2	845004	3273Y9	245002
327348	245013	327378	245070	3273E2	210008	3273L2	245153	3273Z0	299003
327349	245013	327379	810002	3273E3	210042	3273L4	845004	3273Z1	299003
32734H	210019	327379	245022	3273E4	210085	3273L4	245070	3273Z5	245014
32734J	210019	32737E	210014	3273E6	810003	3273L5	810005	3273Z6	245034
32734S	210203	32737F	210156	3273E6	245017	3273L7	245070	3273Z7	245179
32734T	210205	32737G	210156	3273E9	245017	3273L9	210007	3273Z8	810019
32734V	245158	32737H	299010	3273EA	210031	3273LP	245104	3273Z8	245179
32734Y	245137	32737J	299010	3273EA	810053	3273LR	210254	3273Z9	245178
32734Z	245137	32737K	210152	3273EG	210265	3273N2	810043	3273ZZ	210032
327351	245036	32737L	210152	3273EG	810052	3273N2	245022	327453	210130
327352	245036	32737Q	210049	3273EH	210140	3273N25A	245079	327455	210130
327354	245030	32737R	210049	3273EJ	210139	3273N7	210174	327459	210130
327355	810009	32737W	210023	3273EK	210208	3273NC	210032	327461	210130
327355	245066	327381	810002	3273EN	210031	3273NP	810098	327477	810010
327356	210008	327381	245022	3273EP	210031	3273NQ	810098	327477	210034
327357	245029	327384	245001	3273EQ	210144	3273NT	299197	327478	810010
327358	245029	327385	245001	3273EQ	845057	3273NW	210313	327478	210068
32735C	210008	327387	210004	3273ER	210144	3273NX	210313	327479	810001
32735E	245001	327387	210044	3273ES	810026	3273NY	210140	327479	245197
32735F	210186	327388	245001	3273ES	210002	3273P3	210195	327480	810001

COMPETITOR	GSP Ref.	COMPETITOR	GSP Ref.	COMPETITOR	GSP Ref.	COMPETITOR	GSP Ref.	COMPETITOR	GSP Ref.
OE		337407331A	618018	374078	844046	374672	844028	3910013A01	841060
		337498103	618018	374091	644003	374738	260002	3910013A10	841060
327480	245197	34303966	862004	374092	844046	374748	244059	3910013A20	841060
327482	810001	34331017	862007	374099	644001	374788	244078	3910015A05	841060
327482	210117	3433105	862005	374100	644001	374789	244079	3910016E00	841063
327483	810001	34331058	862005	374103	244039	374790	217071	3910016E02	841063
327483	210117	34349050	862006	374118	644002	374791	217070	3910016R05	841060
327485	810001	357407271A	261001	374126	844057	374792	244040	391001C100	841018
327486	810001	357407271B	261002	374130	644005	374825	244078	391001C110	841024
327492	245111	357407271EX	261001	374145	244014	374842	821038	3910020N00	841085
3274C4	210130	357407271G	261001	374147	844055	374843	817051	3910024B00	841031
3300036	835001	357407271GX	261001	374148	644002	377407311	803007	3910024B10	841031
3301585	835001	357407271H	261001	374175	261001	377498099F	861034	3910026E00	841063
33201229141	205021	357407271HX	261001	374176	844056	377498099G	861023	391002F000	841029
33201229374	205021	357407271P	261001	374178	244002	377498099N	861030	391002F010	841030
33207500914	205050	357407271PX	261001	374183	244011	377498099S	861024	391002F210	241002
33207500915	205050	357407272	261002	374184	244059	377498103E	653002	391002F605	841028
33207524044	205074	357407272B	261002	374188	260002	3815A009	839146	391002F615	841028
33207537607	205062	357407272F	261002	374195	644002	3815A010	839146	391002J201	841189
33207537608	205074	357407272FX	261002	374210	260002	3815A065	839117	391002J205	841018
33207561795	205039	357407272L	261002	374211	844007	3815A068	839117	391002J206	841189
33207561796	205038	357407272M	261002	374211	244002	3815A107	839113	391002J210	841184
33207580945	205038	357407272MV	261002	374213	844007	3815A108	839113	391002J211	841055
33207580946	205039	357407272MX	261002	374218	844020	3815A133	839022	391002J215	841184
33211225940	205003	357407311	853007	374221	844020	3815A167	815011	391002J216	841055
33211225941	205003	357407449AX	261001	374221	260002	3815A168	815011	391002S600	841100
33211225942	205004	357407450V	261002	374222	244001	3815A169	815011	391002S660	841100
33211225943	205004	357407450X	261002	374229	260002	3815A170	815011	391002U010	841154
33211226047	205001	357498099	853007	374235	244011	3815A189	839113	391002U210	841154
33211226330	205003	357498099A	853007	374236	244059	3815A190	839113	391002Y016	841022
33211226336	205003	357498099D	853007	374241	844006	3815A201	817048	391002Y076	841187
33211226720	205001	357498099DV	861018	374249	244039	3815A307	239163	391002Y115	841022
33211226860	205004	357498099DX	861018	374261	244038	3815A308	239164	391002Y175	841037
33211226861	205003	357498099E	803036	374262	844006	3815A309	239104	391002Y175	841185
33211226900	205003	357498099EV	803036	374263	844007	3815A310	239105	391002Y210	841187
33211226901	205004	357498099EX	803036	374275	244059	391000153R	899085	3910031G00	841051
33211226904	205007	357498099X	853007	374278	244059	3910001A00	841170	3910031U00	841021
33211226905	205007	357498103	603011	374282	244038	3910001B01	841172	3910031U00	841036
33211227032	205002	357498103A	603011	374312	603011	3910001B02	841172	3910031U10	841021
33211227172	205014	357498103B	603011	374317	244036	3910001B05	841172	3910032U05	841021
33211227404	205007	357498103V	603011	374318	244037	3910001B11	841172	3910032U05	841036
33211227585	205007	357498103X	603011	374321	260013	3910001B15	841172	3910032U15	841022
33211227591	205007	357498104	603009	374322	244033	3910001B60	841172	3910032U16	841022
33211227597	205002	357498104V	603009	374323	244044	3910001E02	841061	391003J110	841054
33211227599	605001	357498104X	603009	374329	844014	3910001J00	841026	391003J171	841184
33211227606	205002	357498340AX	861018	374346	844012	3910001J10	841026	391003J210	841024
33211229392	205002	36000440	218328	374351	844011	3910001M15	841170	3910040Y00	841033
33211229420	205021	36000448	218329	374366	244001	3910002E02	841061	3910040Y05	841118
33211229432	205021	36000518	862009	374368	844013	3910005E02	841063	3910040Y06	841033
33211229587	205002	36000519	862009	374370	244075	3910006R00	841035	3910040Y15	841155
33211229588	205017	36000549	218328	374377	844020	391000E410	841054	391004165R	250263
33211229591	205051	36000557	218329	374387	844065	391000E415	841054	3910041B00	841040
33211229592	205042	36001356	218328	374403	844002	391000M000	841001	3910041B00	841114
33211229707	205051	36001360	218329	374410	844065	391000M005	841001	3910041B05	841040
33211229708	205042	360113KTX	850012	374423	844060	391000M301	841078	3910041B05	841114
33217529914	205074	3652045	818013	374442	244027	391000M316	841155	3910041B10	841154
33217540115	205062	3652045	218102	374443	244026	391000M600	841033	3910041F100	841040
33217540116	205074	3652047	818013	374446	644009	391000M605	841033	3910041F400	841040
33217547069	205040	3652047	218101	374466	244027	391000M801	841118	3910044B00	841013
33217547070	205032	3667428	818013	374468	244026	391000M806	841118	3910044B02	841013
33217547071	205034	3667428	218042	374470	221032	391000M816	841155	3910044B10	841013
33217547072	205033	3667429	818013	374471	817007	391000M900	841078	3910044B12	841013
33217547073	205022	3667429	218046	374472	817007	391000M905	841078	3910045B00	841040
33217547074	205023	374002	844030	374473	817007	391000M910	841078	3910045B00	841114
33217547075	205022	374003	844049	374474	817007	391000M910	841003	3910045B10	841154
33217547076	205023	374013	644004	374537	221032	391000M970	841078	3910047A00	841041
33217553559	205039	374014	844055	374543	244029	3910010E02	841063	391004F100	841040
33217553560	205038	374015	844057	374544	244031	3910011A00	841060	391004F100	241084
33217553563	205039	374027	644004	374545	244028	3910011A10	841060	391004F400	841012
33217553564	205038	374048	644002	374548	244030	3910011A20	841060	391004M400	841239
33217561783	205039	374049	899205	374552	221056	3910011M00	841060	391004M465	841239
33217561790	205079	374053	844013	374561	221071	3910011M05	841060	391004M470	841159
33217561792	205036	374061	899205	374562	221062	3910012A00	841060	391004M475	841159
335712	841083	374066	844041	374593	244080	3910012A10	841060	391004M500	841033
337407311C	861028	374068	844083	374633	244079	3910012A20	841060	391004M510	841034
337407311F	899134	374077	844046	374671	844003	3910013A00	841060	391004M570	841034

COMPETITOR	GSP Ref.	COMPETITOR	GSP Ref.	COMPETITOR	GSP Ref.	COMPETITOR	GSP Ref.	COMPETITOR	GSP Ref.
OE		3910073J00	841009	3910111A00	841060	3910150A00	841039	3910171N01	841023
		3910073J00	241004	3910111A10	841060	3910150A05	841073	3910171N10	841024
391004M761	841078	3910073J20	841010	3910111A20	841060	3910150A10	841039	3910172J00	841005
391004M761	841003	3910073J20	241005	3910111M00	841060	3910150R00	841018	3910172J10	899203
391004N175	841184	3910073N00	841011	3910111M05	841060	3910150R10	841018	3910172J15	841017
391004N275	841184	3910073N10	841062	3910112A00	841060	3910150Y00	841001	3910172N00	841018
3910050A00	841073	3910074N00	841018	3910112A10	841060	3910150Y01	841001	3910173J00	841009
3910050A05	841073	3910077A00	841039	3910112A20	841060	3910150Y10	841002	3910173J05	241094
3910050A10	841039	3910078G00	841086	3910113A00	841060	3910150Y11	841002	3910173J20	841010
3910050A11	841039	3910078G00	841178	3910113A01	841060	3910151Y00	841001	3910173J20	241001
3910050R10	841018	3910080E00	841023	3910113A10	841060	3910151Y10	841002	3910173N00	841011
3910050Y00	841001	3910080E05	841018	3910113A20	841060	3910152A00	841039	3910173N01	841011
3910050Y10	841002	3910085E00	841063	3910116E00	841063	3910152Y00	841001	3910173N10	841062
3910051M00	899204	3910085E10	841063	3910116E02	841063	3910152Y10	841002	3910174N00	841018
3910051Y00	841001	3910087E10	841035	3910116R05	841060	3910153Y00	841001	3910175N00	841018
3910051Y10	841002	391008H315	841037	3910124B00	841031	3910153Y10	841002	3910175N10	841024
3910052A00	841039	391008H315	841185	3910124B10	841031	391015451R	899085	3910177A00	841039
3910052Y00	841001	391008H515	841185	3910126E00	841063	3910155A00	841008	3910180E00	841018
3910052Y10	841002	391008H615	841037	391012F011	841030	3910158E10	841062	3910180E03	841023
3910053Y00	841001	391008H615	841185	391012F011	241003	391015J010	841184	3910180E05	841018
3910053Y10	841002	391009H610	841037	391012F210	241025	391015J016	841189	3910185E00	841063
3910055A00	841008	39100AE415	841184	391012J201	841189	391015M310	841256	3910185E10	841063
3910055E01	841035	39100AU415	841184	391012J205	841018	3910160A00	899204	391018H315	841037
3910058G00	841016	39100AU416	841184	391012J206	841189	3910160A10	899204	391018H315	841185
3910058G60	841016	39100AW010	841184	391012J210	841024	3910160Y00	841078	391018H710	841037
391005C510	841024	39100AX000	841188	391012J211	841189	3910160Y05	841078	391018H810	841037
391005J010	841184	39100AX005	841188	391012J215	841184	3910160Y10	841003	391018H810	841185
391005J016	841189	39100BC600	241408	391012J216	841189	3910160Y15	841003	391019F600	841028
3910060A00	899204	39100BH00A	241408	391012U310	841154	3910161E00	841018	391019F610	841028
3910060A10	899204	39100C6000	841241	391012Y016	841022	3910161Y07	841078	391019U005	241409
3910060Y00	841078	39100C7400	841241	391012Y070	841037	3910161Y17	841003	39101AE415	841184
3910060Y05	841078	39100CA000	841245	391012Y076	841185	3910162E00	841018	39101AU415	841184
3910060Y10	841003	39100CA100	841232	391012Y076	841187	3910162Y00	841003	39101AU416	841184
3910060Y15	841003	39100CA100	841245	391012Y115	841022	3910162Y05	841078	39101AW110	841184
3910061E00	841018	39100CX015	841184	391012Y175	841037	3910162Y06	841033	39101AX000	841188
3910061Y06	841078	39100CX016	841184	391012Y175	841185	3910162Y10	841003	39101AX005	841188
3910061Y16	841003	39100CX115	841184	391012Y176	841037	3910162Y15	841003	39101BC600	241407
3910062E00	841018	39100CX215	841184	391012Y176	841185	3910162Y16	841003	39101BH00A	241407
3910062Y00	841003	39100D4000	841023	391012Y215	841187	3910163E00	841023	39101BM510	841048
3910062Y05	841078	39100D4600	841018	3910131U00	841021	3910163Y00	841078	39101C6000	841241
3910062Y10	841003	39100D5600	841063	3910131U00	841036	3910163Y01	841078	39101C7400	841241
3910062Y15	841003	39100D5610	841063	3910132U05	841036	3910163Y05	841033	39101CA000	841245
3910063E00	841023	39100EB300	241262	3910132U15	841022	3910163Y11	841003	39101CA100	841232
3910063Y00	841078	39100EB70A	841231	391013J210	841024	3910163Y15	841003	39101CX116	841184
3910063Y01	841078	39100G8100	841023	3910140Y00	841033	3910164E00	841042	39101D4000	841042
3910063Y10	841003	39100JA010	841214	3910140Y05	841118	3910164E05	841023	39101D4600	841018
3910063Y11	841003	39100JC20B	841252	3910140Y06	841033	3910164E15	841054	39101D5600	841063
3910064E00	841023	39100JY04A	841249	3910141B00	841040	3910164J00	841023	39101D5610	841063
3910064E05	841018	39100OM316	841118	3910141B00	841114	3910164Y00	841087	39101JC20B	841252
3910064E10	841024	39100OM806	841118	3910141B05	841040	3910164Y05	841087	39101JD52B	841214
3910064Y00	841087	39100VB001	841053	3910141B05	841114	3910165A00	899204	39101JY04A	841249
3910064Y05	841087	39100VB001	241179	3910141B10	841154	3910165A05	841168	39101OM316	841118
3910065A00	899204	39100WD200	841118	3910141F100	841040	3910165A10	899204	39101OM806	841118
3910065A10	899204	39100WD205	841118	3910141F400	841040	3910165J00	841018	39101VB001	841053
3910065J00	841018	39100WD210	841155	3910144A0R	250261	3910165J05	841018	39101VB001	241221
3910065J10	841024	39100WD215	841155	3910144B00	841013	3910165J10	841023	39101WD200	841118
391006J011	841189	3910101B00	841172	3910144B02	841013	3910165J15	841024	39101WD205	841118
391006J016	841189	3910101B05	841172	3910144B10	841013	391016J010	841184	39101WF715	841184
391006J071	841184	3910101B15	841172	3910144B12	841013	391016J011	841189	39101WF716	841184
391006J076	841184	3910101EQ2	841061	3910145B00	841040	391016J016	841189	39112M7225	841059
391006J915	841184	3910101J00	841026	3910145B10	841154	391016J071	841184	3920164Y10	841014
3910070A00	899204	3910101J10	841026	3910147A00	841041	391016J076	841184	3920202E25	841042
3910070A10	841023	3910102E02	841061	391014F100	841040	391016J915	841184	3920213A91	841170
3910070A20	841023	3910105E02	841063	391014F100	241083	3910170A10	841023	3920401B28	841172
3910070N00	841018	391010737R	299070	391014F400	841012	3910170A20	841023	392042F025	841029
3910070N05	841018	391010E417	841043	391014M470	841159	3910170J00	841006	3920511A25	841060
3910070N10	841024	391010E478	841184	391014M570	841034	3910170J10	841007	39210A03G0	841095
3910071J00	841005	391010M000	841001	391014M575	841034	3910170J10	241280	39210Y02G0	841084
3910071J10	841007	391010M005	841001	391014M761	841078	3910170N00	841018	392110E015	841043
3910071N00	841023	391010M301	841078	391014M761	841003	3910170N00	241094	392111C100	841024
3910071N04	841018	391010M801	841118	391014M771	841034	3910170N05	841018	3921124B00	841031
3910071N05	841018	391010M806	841118	391014N175	841184	3910170N10	841024	392112F025	841030
3910071N15	841024	391010M900	841078	391014N177	841184	3910170N15	841024	392112F025	841186
3910072J10	841010	391010M905	841078	391014N275	841184	3910171J00	841005	392112F026</	

COMPETITOR	GSP Ref.	COMPETITOR	GSP Ref.	COMPETITOR	GSP Ref.	COMPETITOR	GSP Ref.	COMPETITOR	GSP Ref.
OE		39710F4269	641038	431498103	603019	4341010150	822001	4341016191	859020
		39710F4605	641032	431498103C	603001	4341010160	859006	4341016210	859023
392112Y010	841152	3971135F10	841016	431498103CX	603001	4341010200	859005	4341020010	859001
392112Y070	841037	3971170A10	841017	4315132	648004	4341010210	859202	4341020020	859001
392112Y070	841185	39711EE40A	659036	432087727	814012	4341010250	859227	4341020031	859001
392112Y210	841187	3B0407271N	203008	4328468	804001	4341012020	822001	4341020040	859001
3921131G00	841086	3B0407272M	261019	4340087728	814012	4341012021	822001	4341020060	859056
3921131U00	841022	3B0498099	861012	4340310011	659023	4341012030	859001	4341020061	859056
3921131U10	841022	3B0498099A	803018	4340312040	859005	4341012030	859036	4341020062	859056
3921132R00	841018	3B0498099AV	861012	4340560015	859050	4341012040	859001	4341020070	859056
392114F125	841040	3B0498099B	803021	4340560016	859050	4341012050	822001	4341020071	859056
392114F126	841058	3B0498099BX	803021	4340560020	859050	4341012060	822001	4341020072	859056
392114F425	841012	3B0498099C	803021	4340560030	859064	4341012070	859001	4341020073	859056
392114F426	841013	3B0498099D	861012	4340560040	859007	4341012080	822001	4341020100	859001
3921150A00	841105	3B0498099DX	861012	4340560050	859064	4341012081	822001	4341020101	859021
3921150Y00	841001	3B0498099E	803019	4340560060	859101	4341012090	859001	4341020142	859005
3921150Y10	841002	3B0498103	603002	4340560070	859101	4341012091	859001	4341020151	859020
3921155A00	841008	3C0407311A	861045	4340560070	859041	4341012100	859001	4341020152	859020
3921158G00	841016	3C0498099	861045	4340560080	859041	4341012101	859001	4341020180	859001
3921158G60	841100	3M513A327BB	818230	4340560100	859027	4341012120	822001	4341020181	859001
392115C510	841024	3M513B436DAC	818230	4340560110	859027	4341012122	822001	4341020220	859001
392115M300	841099	3M513B436DAE	818230	4340560120	859046	4341012122	859020	4341020231	859019
392115M325	841137	3M513B436DAF	818230	4340598001	859212	4341012130	822001	4341020240	831001
392115M425	841236	3M513B436KAC	218329	4341001030	859063	4341012131	859020	4341020241	831001
392115M426	841256	3M513B436KE	218329	4341002010	859001	4341012140	859001	4341020251	859012
392115M427	841057	3M513B436KF	218329	4341002011	859001	4341012141	859001	4341020281	859003
392115V010	841015	3M513B436KG	218329	4341002180	859036	4341012150	859001	4341020291	859019
392115V471	841142	3M513B436KH	218329	4341002220	859047	4341012151	859001	4341020292	899124
3921160Y00	841078	3M513B436KJ	218329	4341002240	859037	4341012170	859001	4341020301	859003
3921160Y10	841003	3M513B437ASD	218327	4341002270	859226	4341012171	859001	4341020310	859002
3921161E06	841042	3M513B437ASE	218327	4341002570	259317	4341012180	859001	4341020311	859002
3921164Y00	841087	3M513B437DAF	899288	4341002580	259447	4341012181	859019	4341020331	859021
3921165J00	841018	3M513B437KC	218328	4341003010	859058	4341012191	859021	4341020341	859020
3921165J10	841023	3M513B437KE	218328	4341005060	859020	4341012200	859019	4341020342	859001
3921171J25	841006	3M513B437KF	218328	4341005060	859021	4341012210	859001	4341020342	859020
3921171J26	841007	3M513B437KG	218328	4341005140	859120	4341012260	859020	4341020430	859020
3921171J27	841006	3M513B437KH	218328	4341005241	859269	4341012270	859020	4341020431	859020
3921172J25	841010	3M513B437KJ	218328	4341005330	859037	4341012350	859020	4341020440	859005
3921173J25	841009	4000642	899212	4341005350	859226	4341012351	859001	4341020441	859005
3921173J26	841009	4000659	852010	4341005370	299106	4341012351	859020	4341020444	859021
3921173J27	841010	4002911	852003	4341005380	899302	4341012351	259195	4341020450	859020
3921178G00	841086	4087120	804001	4341005420	899302	4341012352	859001	4341020451	859006
392117F000	841025	4103255	852011	4341005720	299106	4341012352	859020	4341020451	859020
3921185E00	841011	4103263	852007	4341006050	859087	4341012353	859001	4341020470	859020
3921185E05	841151	4106372	818008	4341006060	859004	4341012353	859020	4341020515	859006
3921185E10	841151	4106377	818008	4341006151	859095	4341012360	859019	4341020540	859019
392118V010	841137	4110154G50	824050	4341006161	859004	4341012400	859018	4341020560	859261
392119F626	841142	4119951	818005	4341006180	859048	4341012401	859019	4341020580	859019
39211AU325	841142	4130008001	899158	4341006370	259062	4341012420	859020	4341020582	859120
39211AV325	841049	414204	648002	4341006390	259075	4341012430	859020	4341020600	859261
39211AV625	841038	4166906	818069	434100D020	899282	4341012490	859136	4341020640	899124
39211AW325	841050	4242016040	259049	434100D080	899282	4341012500	859036	4341020670	859011
39211AY125	841046	4242016042	259049	434100D110	859207	4341012510	859047	4341020680	859012
39211AY625	841047	4242236	852001	434100D120	259076	4341012530	859036	4341020730	859003
39211BC50J	841047	4242328	644005	434100D120	859196	4341012531	859262	4341020780	859153
39211BC625	841244	4246Y5	210186	434100D150	899282	4341012600	859153	4341020781	859262
39211BM427	841057	4246Y9	210186	434100D170	859232	4341012660	859131	4341020800	859261
39211BM526	841048	4247399	804001	434100E011	859305	4341012670	259191	4341021011	859261
39211BM527	841141	42601388	618070	434100E020	859304	4341012670	859153	4341021041	859261
39211BM725	841112	4304006040	659033	4341010010	859054	4341012H00	859001	4341021060	859262
39211BM726	841052	4306SH3J00	823021	4341010020	859054	4341016040	259050	4341026040	859015
39211BU025	841142	4308412	804001	4341010021	859054	4341016042	259050	4341028010	859089
39211CA100	841232	4308413	804001	4341010030	859054	4341016050	822001	4341028030	259064
39211EB30A	841240	4308418	804001	4341010040	859054	4341016060	822001	4341028030	859175
39211EB31A	841257	4313087	804001	4341010050	859054	4341016070	859023	4341028040	859175
39211ED100	841167	431407275	803004	4341010060	859054	4341016071	859023	4341028051	859154
39211EL00B	841234	431407311A	803004	4341010070	859013	4341016080	822001	4341030021	859306
39211JD72B	841249	431407311C	803003	4341010071	859013	4341016090	822001	4341032010	859001
39211JG72B	841249	431407331G	603001	4341010090	859054	4341016111	859023	4341032011	859001
39211JG74B	841249	431407331H	603002	4341010090	859023	4341016131	859023	4341032020	859001
3930110A01	841060	431498099A	803004	4341010091	659002	4341016132	859020	4341032021	859001
3930111A00	841060	431498099AX	803004	4341010101	859040	4341016141	859177	4341032022	859001
3930112A00	841060	431498099B	803003	4341010110	859040	4341016150	859023	4341032030	859001
3930113A00	841060	431498099D	803006	4341010121	859040	4341016151	859023	4341032031	859001
3930113A01	<								

COMPETITOR	GSP Ref.	COMPETITOR	GSP Ref.	COMPETITOR	GSP Ref.	COMPETITOR	GSP Ref.	COMPETITOR	GSP Ref.
OE		4341087605	814004	4342010021	859054	4342020231	859003	4342087222	814036
		4341087606	814017	4342010030	859054	4342020241	859002	4342087223	814020
4341032060	859001	4341087608	814017	4342010060	859054	4342020281	859020	4342087224	814036
4341032061	859001	4341087611	814004	4342010070	859013	4342020290	859018	4342087225	814020
4341032070	859003	4341087612	814010	4342010071	859013	4342020291	859001	4342087226	814020
4341032090	859203	4341087612000	814010	4342010090	859054	4342020301	859001	4342087227	814036
4341032111	859010	4341087701	814007	4342010101	859040	4342020380	859001	4342087234	814009
4341032130	859011	4341087702	814007	4342010110	859040	4342020380	859019	4342087254	814018
4341032131	859011	4341087703	814003	4342010121	859040	4342020420	859019	4342087401	814027
4341032150	859012	4341087706	814003	4342010130	859054	4342020430	859011	4342087402	814002
4341032170	859018	4341087710	814012	4342010150	822001	4342020431	831001	4342087405	814011
4341032180	859011	4341087711	814012	4342010190	859202	4342020440	859012	4342087406	214029
4341032181	859011	4341087717	814005	4342012020	822001	4342020490	859019	4342087604	814004
4341032211	859089	4341087718	814005	4342012021	822001	4342020500	859003	4342087605	814004
4341032271	859203	4341087722	814005	4342012030	822001	4342020560	859261	4342087611	814004
4341032301	859036	4341087725	814005	4342012040	859001	4342020581	859262	4342087612	814010
4341032302	859262	4341087726	814012	4342012041	859001	4342020590	859261	4342087612000	814010
4341033010	859011	4341087727	814012	4342012060	822001	4342028030	259051	4342087701	814007
4341033012	259060	4341087730	814005	4342012070	859001	4342028030	859175	4342087703	814003
4341033020	859012	4341087731	814012	4342012071	859001	4342028040	859175	4342087706	814003
4341033022	859012	4341087735	814012	4342012082	822001	4342030021	859306	4342087710	814012
4341033030	859065	4341087746	814001	4342012090	822001	4342032010	859001	4342087711	814012
4341033040	859161	4341087788	814073	4342012091	859020	4342032011	859001	4342087717	814005
4341033140	859161	4341087Z05	214004	4342012100	859001	4342032030	859001	4342087718	814005
4341042021	859001	4341097205	814061	4342012101	859001	4342032031	859001	4342087722	814013
4341042060	859175	4341097206	814052	4342012110	859001	4342032040	859001	4342087725	814013
4341042120	859081	4341097217	814061	4342012111	859001	4342032041	859001	4342087726	814012
4341042140	859081	4341097221	814052	4342012140	859001	4342032050	859003	4342087727	814012
4341047010	859153	4341097242	214006	4342012141	859001	4342032070	859203	4342087728	814016
4341047020	859136	4341097243	814061	4342012161	859021	4342032091	859010	4342087729	814016
4341048071	859175	4341097244	814061	4342012191	859018	4342032110	859011	4342087730	814013
4341052010	859029	4341097255	814061	4342012250	859020	4342032111	859011	4342087731	814012
4341052050	859026	4341097404	814038	4342012260	859020	4342032121	859019	4342087735	814012
4341052070	259011	4341097405	814038	4342012330	859120	4342032122	859019	4342087746	814001
4341052070	859137	4341097502	814052	4342012341	259196	4342032211	859203	4342087776	814073
4341052110	299180	4341097503	814052	4342012360	859019	4342032231	859036	4342087778	814073
4341052110	859152	4341097505	814052	4342012420	859136	4342032232	859262	4342087Z05	214003
4341052110	859255	43410B1010	859268	4342012450	859036	4342033010	859011	4342097204	814061
4341052120	859190	43410B1020	859266	4342012580	859036	4342033012	259059	4342097204	814061
4341052130	859190	43410B1030	859268	4342012590	259192	4342033020	859012	4342097205	814052
4341052180	859308	43410B4010	899290	4342016040	259049	4342033030	859060	4342097214	814052
4341052210	859274	43410BZ010	859268	4342016042	259049	4342033040	859161	4342097218	814061
4341052220	859274	43410BZ020	859266	4342016050	822001	4342033120	859060	4342097221	814061
43410522210	859274	43410OE011	859305	4342016060	822001	4342033130	859161	4342097242	214005
4341052280	859308	43410OE020	859304	4342016070	859023	4342033172	859161	4342097403	814038
4341059050	859026	43410OW160	859304	4342016071	859023	4342042020	859019	4342097501	814052
4341087000	814012	4342001030	859063	4342016080	822001	4342042021	859001	4342097502	814052
4341087013	814006	4342002080	859021	4342016090	822001	4342042050	859167	4342097503	814052
4341087103	814006	4342002200	859036	4342016101	859023	4342042091	859153	43420B1010	859268
4341087104	814006	4342002270	859037	4342016121	859023	4342042120	859175	43420B1020	859266
4341087113	814006	4342002300	859226	4342016122	859023	4342047020	859136	43420B4010	899290
4341087114	814006	4342002610	259316	4342016130	859177	4342048042	859173	43420BZ010	859268
4341087115	814006	4342002620	259268	4342016140	859023	4342048091	859175	43420BZ020	859266
4341087119	814006	4342005020	859020	4342016141	859023	4342051Y10	859001	43420OE011	859305
4341087120	814006	4342005080	859020	4342016151	859023	4342052010	859029	43420OE021	859304
4341087123	814006	4342005100	859120	4342020010	859001	4342052010	259057	43420OW190	859304
4341087126	814006	4342005130	859024	4342020020	859001	4342052040	859026	434300K030	859242
4341087211	214006	4342005260	859269	4342020040	859056	4342052050	859026	4343026013	859016
4341087222	814036	4342005320	299107	4342020041	859056	4342052070	859137	4343026021	859016
4341087223	814020	4342005331	899302	4342020042	859056	4342052110	299181	4343026021	259031
4341087224	814036	4342005360	899302	4342020050	859056	4342052110	859152	4343026031	859015
4341087225	814020	4342006050	859087	4342020051	859056	4342052110	859255	4343026032	859016
4341087226	814020	4342006060	859004	4342020052	859056	4342052120	859190	4343026040	859016
4341087227	814036	4342006151	659033	4342020053	859056	4342052130	859190	4343026041	859016
4341087234	814009	4342006161	859004	4342020060	859004	4342052180	859308	4343028011	859045
4341087242	814020	4342006180	859161	4342020070	859001	4342052210	859274	4343028031	859201
4341087242	812034	4342006360	259063	4342020111	859020	4342052220	859274	4343028040	859073
4341087251	814008	4342006390	259074	4342020112	859020	4342052280	859308	4343028050	859166
4341087253	814018	434200D020	899282	4342020112	208016	4342059050	859026	4343028051	859201
4341087265	814018	434200D080	899282	4342020120	859001	4342087000	814012	4343035010	859015
4341087281	214024	434200D100	259077	4342020121	859021	4342087103	814006	4343035011	859016
4341087401	814011	434200D150	899282	4342020170	859001	4342087104	814006	4343035011	259031
4341087401	814027	434200D170	859232	4342020190	831001	4342087113	814006	4343035012	859016
4341087402	814002	434200E011	859305	4342020191	831001				

COMPETITOR	GSP Ref.	COMPETITOR	GSP Ref.	COMPETITOR	GSP Ref.	COMPETITOR	GSP Ref.	COMPETITOR	GSP Ref.
OE		4346087F86	814013	44010S30N50	823029	44010SV4950	823014	44011ST3G50	851021
		4346019166	859023	44010S47000	823035	44010SV4951	823014	44011ST3G70	851021
4343060020	859085	4347009330	859183	44010S47950	823029	44010SV4952	823014	44011ST6003	823099
4343060040	859085	4347009420	859269	44010S50010	899162	44010SV4N60	823014	44011ST7900	823023
4343060060	859107	4347009440	859028	44010S50951	823126	44010SV4N61	823014	44011ST7J30	801006
43430OK020	859199	4347009480	859022	44010SH3981	823011	44010SVA000	823013	44011ST7N00	823016
43430OK030	859242	4347009480	859028	44010SH3A03	823011	44010SW5000	823035	44011ST7N50	823016
43430OK200	259004	4347009480	859269	44010SH3G12	823011	44010SW5950	823029	44011SV1A10	823014
4346009160	859004	4347009500	859022	44010SH9000	823020	44010SX0000	823035	44011SV1A60	823014
4346009270	859028	4347009541	859024	44010SL4950	823014	44010SX0950	823029	44011SV1N00	823014
4346009290	859022	4347009560	859028	44010SL5010	823028	44011S04010	823038	44011SV1N01	823014
4346009331	859024	4347009740	859022	44010SL5N01	823013	44011S04951	823024	44011SV1N50	823014
4346009420	859092	4347009760	859024	44010SL5N02	823014	44011S04J01	823023	44011SV1N51	823014
4346009420	259217	4347009780	899282	44010SL5N80	823014	44011S04J51	823086	44011SV4J00	823014
4346009490	859022	4347009A14	859037	44010SL5N82	823014	44011S07000	823016	44011SV4J50	823014
4346009510	859024	4347009A15	859226	44010SM4A00	823013	44011S0A951	823024	44011SV4N00	823013
4346009530	899282	4347009A38	859226	44010SO4010	823047	44011S10A00	801006	44011SV4N01	823014
4346009600	859037	4347009A39	859226	44010SO4010	623020	44011S10A50	823029	44011SV4N50	823014
4346009601	859037	4347009C90	899128	44010SOA950	823033	44011S30950	823029	44011SW5000	823035
4346009611	859044	4347009L40	859232	44010SOAJ50	823029	44011S30J50	823029	44011SW5950	823029
4346009621	859226	4347019137	859023	44010SOAN50	823033	44011S30N20	823029	44011SX1000	823035
4346009A21	859226	4347019216	859020	44010SR1003	823023	44011S47000	823035	44011SX1950	823032
4346009A22	859226	4347019236	859001	44010SR3020	823023	44011S47010	823035	44011SX1951	823032
4346009C80	899128	4347019316	859021	44010SR3030	823023	44011S47951	823029	44014S04N52	823024
4346009M70	859232	4347019496	859023	44010SR3040	823023	44011SH3G12	823011	44014S0AJ51	801006
4346009P50	859226	4347019516	859023	44010SR3901	823023	44011SK3E00	823007	44014S0AJ52	823032
4346009P70	859226	4347019536	859023	44010SR3902	823023	44011SK3E10	823008	44014S0KCC00	823031
4346009V10	859199	4347029107	822001	44010SR3903	823023	44011SL5000	823028	44014S10A00	823080
4346019085	859054	4347029108	859020	44010SR3952	823023	44011SL5N01	823013	44014S10A50	801006
4346019086	859054	4347029445	899124	44010SR3J01	823016	44011SL5N80	823014	44014S10A50	823080
4346019095	822001	4347029446	899124	44010SR3J02	823016	44011SO4010	823047	44014S10A51	823080
4346019096	822001	4347029635	859043	44010SR3J03	823016	44011SO4010	623021	44014S10A52	823080
4346019165	859023	4347029636	859043	44010SR3J04	823016	44011SOA950	823033	44014S1AE00	823036
4346019167	859023	4347039086	859001	44010SR3J05	823016	44011SOAN50	823033	44014S1AE01	823036
4346019276	859020	4347039185	859060	44010SR3J51	823016	44011SR3020	823023	44014S1BE01	823036
4346019286	859001	4347049196	859081	44010SR3J52	823016	44011SR3030	823023	44014S2G951	823024
4346019306	859001	4347049226	859042	44010SR3J53	823016	44011SR3040	823023	44014S30C61	823080
4346019365	859021	4347059015	859025	44010SR3J54	823016	44011SR3901	823023	44014S3X950	823029
4346019496	859040	4347059025	859026	44010SR3J55	823016	44011SR3902	823023	44014S3X951	823118
4346019516	859023	4347059045	859137	44010SR7000	823016	44011SR3903	823023	44014S3X960	823118
4346019536	859023	4347059065	859035	44010SR7010	823016	44011SR3952	823023	44014S3X961	823118
4346019556	859023	4347059105	859190	44010SR7020	823016	44011SR3J01	823016	44014S5A951	823039
4346019626	859023	4347059115	859035	44010SR7030	823016	44011SR3J02	823016	44014S5AJ51	823033
4346019795	859136	4347080018	859153	44010SR7040	823016	44011SR3J03	823016	44014S5AJ52	823033
4346029056	859045	4347080020	859131	44010SS0000	823013	44011SR3J04	823016	44014S6DE01	823095
4346029057	859045	4347080148	859020	44010SS0000	823014	44011SR3J50	823016	44014S6DG50	823039
4346029067	859016	4347087780	814003	44010SS0010	823013	44011SR3J51	823016	44014S6FE01	823001
4346029098	859005	4347087781	814005	44010SS0020	823013	44011SR3J52	823016	44014S6M950	823033
4346029099	859020	4347087789	814034	44010SS0020	823014	44011SR3J53	823016	44014S7A950	823118
4346039025	859015	4347087F81	814005	44010SS0030	823013	44011SR3J54	823016	44014S7AJ50	823033
4346039026	859015	4347087F82	814005	44010SS0930	823014	44011SR7000	823016	44014S7C950	841028
4346039027	859015	4347087F88	814013	44010SS0960	823013	44011SR7010	823016	44014S91010	899159
4346039046	859015	4347087F89	814013	44010SS0980	823014	44011SR7020	823016	44014S9A010	899159
4346039065	859034	4349287701	814007	44010SS0981	823014	44011SR7030	823016	44014SABN21	823030
4346039175	859015	4349287702	814007	44010SS0982	823014	44011SR7040	823016	44014SACE01	823034
4346039275	859015	4349387703	814007	44010SS0983	823014	44011SR7954	823016	44014SD4950	823081
4346049065	859167	4349487702	814007	44010SS0J80	823014	44011SS0000	823013	44014SD5A51	823105
4346049106	859081	437407305	803006	44010SS0J81	823014	44011SS0000	823014	44014SDCA00	823056
4346049106	859167	4384702	809005	44010SS0J82	823014	44011SS0010	823013	44014SDCA50	823034
4346049125	859167	4384734	809005	44010SS0J83	823014	44011SS0020	823013	44014SDETOOL	823056
4346049126	859167	4390952	817005	44010SS0J84	823014	44011SS0020	823014	44014SDZT00	823033
4346049146	859042	4393155	817006	44010ST5003	823099	44011SS0030	823013	44014SE0000	823012
4346049165	859167	4393157	817006	44010ST6003	823099	44011SS0930	823014	44014SE0930	823021
4346049166	859167	4399325	852001	44010ST7900	823023	44011SS0940	823013	44014SELTOO	823106
4346049167	859167	44010S04010	823038	44010ST7J30	801006	44011SS0980	823014	44014SF1971	823017
4346059025	859026	44010S04951	823073	44010ST7J50	823017	44011SS0981	823014	44014SM4020	823013
4346059045	859137	44010S04961	823073	44010ST7N00	823016	44011SS0982	823014	44014SMGE00	823125
4346059055	859029	44010S04J01	823023	44010ST7N50	823016	44011SS0J82	823014	44014SMGE01	823125
4346059115	859190	44010S04J51	823086	44010SV1000	823014	44011SS0J84	823014	44014SP0000	801005
4346059125	859035	44010S07000	823016	44010SV1010	823014	44011SS0N00	823013	44014ST3E01	899210
4346059365	859137	44010S10A00	801006	44010SV1950	823014	44011SS0N01	823013	44014ST3E51	851021
4346080094	859020	44010S10A10	801006	44010SV1A00	823014	44011SS0N02	823013	44014ST7C01	823033
4346080145	859020	44010S10A60	823029	44010SV1A50	823014	44011SS0N10	823013	44014ST7C51	823033
4346087682000	814008	44010S17J30	801006	44010SV1A51					

COMPETITOR	GSP Ref.	COMPETITOR	GSP Ref.	COMPETITOR	GSP Ref.	COMPETITOR	GSP Ref.	COMPETITOR	GSP Ref.
OE		4410175F02	856010	4410262B11	857007	441072651586	854001	44305SA0003	823003
		4410175F20	857024	4410262B12	857007	441072651706	854001	44305SA2010	823041
44014SX0C10	823118	4410175F20	856010	4410262B22	857007	4411463B60	857003	44305SA2030	823041
44014SX0C11	823118	4410175F31	857024	4410262J20	857095	4411578010	808004	44305SA5000	823004
44014SX0C50	823118	4410175F32	856010	4410262J30	857095	4411582020	857006	44305SA5010	823004
44014SX0C60	823118	4410175F51	857024	4410262J90	857042	4411582611	808004	44305SA5020	823005
44014SX0C61	823029	4410175F52	857024	4410263B10	857007	4411584312	857053	44305SA5620	823005
44014SX0C62	823118	4410175H10	857039	4410263B20	857007	4411584332	857053	44305SA5622	823071
44014SX8M02	823051	4410176G70	857039	4410263B21	857007	4411584342	857053	44305SA5640	823005
44014SXA00	823124	4410176G70	857024	4410263J00	857042	4411660B20	857007	44305SA5641	823005
44014SZ3A51	823032	4410177E00	857017	4410263J20	857095	4411660B30	857007	44305SA5971	823071
44014TA0A00	823103	4410177E01	857017	4410263J30	857042	4411663B20	857006	44305SA7000	823018
44014TA0A50	823124	4410178010	808004	4410263J50	857042	4411664B10	857011	44305SAA000	823104
4401720	844026	4410178012	808004	4410263J80	857042	4411684332	857053	44305SB0621	823005
4401727	844026	4410178E00	857009	4410264B10	857011	4411684342	857053	44305SB0622	823005
4409208	244013	4410178F20	857024	4410264B11	857011	4411762B10	857007	44305SB0623	823005
4409210	244003	4410178G30	857024	4410264B12	857018	4411765J00	857067	44305SB0624	823005
4410151K90	857100	4410179FA0	857061	4410264B20	857011	4411772F00	608017	44305SB2000	823042
4410154G50	857041	4410179J21	857092	4410267D00	857009	44127M79F01	657034	44305SB2010	823042
4410155G00	857041	4410180000	857034	4410272F00	857008	4413160A00	857010	44305SB2750	823006
4410160A00	857010	4410180001	857034	4410272J10	857039	4413160A01	857035	44305SB2751	823006
4410160A01	857010	4410180E00	857048	4410275F02	857024	4413260A00	857035	44305SB2960	823006
4410160A10	857010	4410180E00	257039	4410275F20	857024	4413397	818105	44305SB2961	823006
4410160A20	857035	4410180E01	857048	4410275F20	856010	441407305B	803017	44305SCAG00	899159
4410160B12	857007	4410180E01000	257039	4410275F31	857024	4414516	244013	44305SD4020	823044
4410160B20	857007	4410180E21	857012	4410276G60	257068	4414517	244003	44305SD5003	823098
4410160B30	857007	4410180G00	857039	4410276G70	857039	4417909	218301	44305SD5013	823098
4410160DD0	808004	4410180G11	857039	4410276G70	857024	4417910	218271	44305SD5023	823099
4410160G00	857037	4410180G11	857024	4410276GK0	857022	4417912	260022	44305SD5901	823099
4410160G00	657002	4410180J11	857092	4410277E00	857017	4430547	818105	44305SD9013	823020
4410160G01	857037	4410181A00	859117	4410277E01	857017	44305629671	801002	44305SDETOOL	823056
4410160G20	657005	4410182013	857006	4410277E02	857017	44305634003	823003	44305SE0000	823011
4410160G20	857014	4410182020	808004	4410278011	808004	44305634013	823003	44305SE0010	823011
4410160G22	657005	4410182021	808004	4410278012	808004	44305634023	823003	44305SE0020	823011
4410160G22	857014	4410182313	808004	4410278E00	857009	44305634033	823003	44305SE0912	823021
4410160G23	857015	4410182611	808004	4410279C00	857039	44305671003	823003	44305SE0913	823021
4410160G33	857015	4410183000	857019	4410279C00	857024	44305671023	823003	44305SE0920	823021
4410160G42	857018	4410183300	857019	4410279FA0	857061	44305688000	823004	44305SE0921	823021
4410160G43	857018	4410183301	857019	4410280000	857034	44305688020	823004	44305SE0922	823021
4410160G44	857018	4410183E11	844001	4410280001	857034	44305689010	823041	44305SE0923	823021
4410160G50	857002	4410184012	832001	4410280E00	857048	44305689030	823041	44305SE0924	823021
4410160G52	857002	4410184150	832001	4410280E00	257040	44305689601	823003	44305SE0925	823021
4410160G60	857016	4410184330	832001	4410280E01	857048	44305692003	823003	44305SE0G01	823011
4410160G62	857015	4410184331	832001	4410280E01	257040	44305692671	801002	44305SE0G02	823011
4410160G72	857015	4410186041	808004	4410280E100	257040	44305S04J60	823033	44305SE0G10	823021
4410160GB0	857037	4410186G00	857062	4410280E01000	257040	44305S0AJ60	823118	44305SE0G11	823021
4410160GH0	857037	4410186G30	857105	4410280E21	857012	44305S0AJ61	823118	44305SE0G12	823021
4410160GN0	857037	4410186G60	857079	4410280G00	857039	44305S10C61	823029	44305SE0G13	823021
4410162B10	857007	4410186GA0	857081	4410281A00	859117	44305S10J50	899248	44305SE0G20	823021
4410162B11	857007	44101A83300	857020	4410282013	857006	44305S1AE21	823118	44305SE0G21	823021
4410162B12	857007	44101M72F12	257077	4410282020	808004	44305S2G950	823073	44305SE0G22	823021
4410162B22	857007	44101M72F13	257077	4410282021	808004	44305S2G960	823073	44305SE0G23	823021
4410162D00	857006	44101M79F10	857076	4410282313	808004	44305S2H951	823033	44305SE0G24	823021
4410162D01	857006	44101M79F75	857061	4410282611	808004	44305S2T950	823073	44305SE0G25	823021
4410162J20	857095	44101T51K90000	857100	4410283000	808004	44305S3N950	823029	44305SE0J00	823011
4410162J90	857042	4410251K90	857100	4410283300	857019	44305S3N951	823029	44305SE0J01	823011
4410163B10	857007	4410254G20	824050	4410283301	857019	44305S3R951	823118	44305SE0J20	823021
4410163B20	857007	4410254G50	857041	4410283E10	844001	44305S47N50	823118	44305SE0J21	823021
4410163J00	857042	4410255G00	857041	4410284012	832001	44305S5A950	823039	44305SE0J22	823021
4410163J10	857042	4410260A00	857006	4410284150	832001	44305S5AJ50	823033	44305SE0J23	823021
4410163J20	857095	4410260A10	857035	4410284330	832001	44305S5AJ60	823033	44305SE7E01	823021
4410163J21	299080	4410260B12	857007	4410284331	832001	44305S5AJ61	823033	44305SEAN00	823034
4410163J80	857042	4410260B20	857007	4410286041	808004	44305S5AN50	823039	44305SEFE00	223027
4410164B10	857011	4410260B30	857007	4410286G30	857105	44305S5C950	823033	44305SELT00	223071
4410164B11	857011	4410260G00	857037	4410286G30000	857105	44305S5CN50	823033	44305SELO00	823106
4410164B12	857018	4410260G00	608017	4410286G50	857079	44305S5CN51	823033	44305SE0923	823071
4410164B20	857011	4410260G23	857015	4410286G60	857062	44305S5DA01A	223066	44305SF0910	823017
4410167D00	857009	4410260G30	857015	4410286GD0	857081	44305S5DA51	223097	44305SF1305	823016
4410167D01	857009	4410260G42	857018	44102M72F12	857001	44305S6A950	823039	44305SF1405	823017
4410170B12	857006	4410260G50	857002	44102M72F12	857048	44305S74E00	823002	44305SF1910	823016
4410170B50	857006	4410260G52	857002	44102M72F12	257078	44305S74E01	823002	44305SF1911	823016
4410171C10	857003	4410260G60	857016	44102M72F13	257078	44305S74E51	823002	44305SF1912	823016
4410171C12	857011	4410260G62	857015	44102M72F21	857001	44305S7A950	823118	44305SF1913	823016
4410171C30	857003	4410260GB0	857037	44102T51K90000					

COMPETITOR	GSP Ref.	COMPETITOR	GSP Ref.	COMPETITOR	GSP Ref.	COMPETITOR	GSP Ref.	COMPETITOR	GSP Ref.
OE		44305SM4950	823014	44306SB0040	801001	44306SF1G11	823016	44306SNLT10	223022
		44305SM4951	823014	44306SB0621	823005	44306SF1G12	823016	44306SOA960	823033
44305SF1971	823017	44305SM4952	823014	44306SB0622	823005	44306SF1G13	823016	44306SOAJ60	823029
44305SF1972	823017	44305SM4953	823014	44306SB0624	823005	44306SF1G14	823016	44306SOAJ61	823029
44305SF1973	823017	44305SM4954	823014	44306SB0670	823005	44306SF1G15	823016	44306SOAN60	823033
44305SF1974	823014	44305SM4955	823014	44306SB0671	823005	44306SF1J71	823014	44306SX0C51	823118
44305SF1975	823014	44305SM4980	823013	44306SB2000	823042	44306SF4010	823042	44310S10A00	801006
44305SF1G10	823016	44305SM4981	823013	44306SB2010	823042	44306SF4020	823042	44310S10A10	801006
44305SF1G11	823016	44305SM4982	823013	44306SB2750	823006	44306SF4J21	823006	44310S50300	899162
44305SF1G12	823016	44305SM4982	823014	44306SB2751	823006	44306SF4J22	823006	44310SH3J00	801006
44305SF1G13	823016	44305SM4983	823013	44306SB2960	823006	44306SF4J23	823006	44310SK7J02	801006
44305SF1G14	823016	44305SM4984	823013	44306SB2961	823006	44306SH3000	823042	44310SIOA10	801006
44305SF4010	823042	44305SM4J80	823014	44306SCAG00	899159	44306SH3010	823042	44310SLSN00	801006
44305SF4020	823042	44305SM4J81	823014	44306SD4E71	823081	44306SH3960	823011	44310SM4310	801006
44305SF4900	823042	44305SM4J82	823014	44306SD5003	823098	44306SH3960	201013	44310SM4901	823013
44305SF4901	823042	44305SM4J83	823014	44306SD5013	823098	44306SH3961	823011	44310SM4980	823013
44305SF4J21	823006	44305SM4J84	823014	44306SD5023	823099	44306SH3961	201013	44310SO4300	823047
44305SF4J22	823006	44305SN4003	823099	44306SD5901	823099	44306SH3970	823011	44310SO4300	623020
44305SF4J23	823006	44305SNLT00	223023	44306SD5J01	823099	44306SH3971	823011	44310SO4900	823047
44305SF4J24	823006	44305SOA960	823033	44306SDETOOL	823056	44306SH3980	823011	44310SO4900	623021
44305SF4J40	823006	44305SOAJ60	823029	44306SE0000	823011	44306SH3981	823011	44310SS0910	823046
44305SF4J41	823006	44305SOAJ61	823029	44306SE0010	823011	44306SH3A00	823011	44310ST7900	801006
44305SF4J42	823006	44305SOAN60	823033	44306SE0020	823011	44306SH3A00	201013	44333S04N01	823030
44305SH3000	823042	44305SX0C51	823118	44306SE0910	823021	44306SH3A01	823011	443407305	803006
44305SH3010	823042	44306634013	823003	44306SE0911	823021	44306SH3A01	201013	443407305B	803014
44305SH3960	823011	44306657000	823003	44306SE0912	823021	44306SH3A21	823042	443407305C	803005
44305SH3960	223030	44306657023	823003	44306SE0913	823021	44306SH3G00	823011	443407311	803013
44305SH3961	823011	44306659000	823003	44306SE0920	823021	44306SH3G00	201013	443407331D	603001
44305SH3961	223030	44306659010	823003	44306SE0921	823021	44306SH3G01	823011	443407331G	603001
44305SH3970	823011	44306671003	823003	44306SE0922	823021	44306SH3G01	201013	44340SN7003	851017
44305SH3971	823011	44306671033	823003	44306SE0923	823021	44306SH3G10	823011	44340SN7315	851001
44305SH3980	823011	44306688000	823004	44306SE0924	823021	44306SH3G11	823011	443498099B	803014
44305SH3981	823011	44306689010	823041	44306SE0980	823011	44306SK7J21	823016	443498099BX	803014
44305SH3A00	823011	44306689020	823004	44306SE0981	823011	44306SK7J22	823016	443498099C	803014
44305SH3A00	223030	44306689601	823003	44306SE0982	823011	44306SK7J23	823016	443498099CX	803014
44305SH3A01	823011	44306692003	823003	44306SE0G01	823011	44306SK7J73	823017	443498099D	803013
44305SH3A01	223030	44306692671	801002	44306SE0G02	823011	44306SK7J74	823017	443498099E	803005
44305SH3A21	823042	44306S0AJ60	823118	44306SE0G10	823021	44306SK7J75	823017	443498099EX	803005
44305SH3G00	823011	44306S0AJ61	823118	44306SE0G11	823021	44306SK7J81	823017	443498099F	803106
44305SH3G00	223030	44306S10C51	823029	44306SE0G12	823021	44306SK7J82	823017	443498103	603002
44305SH3G01	823011	44306S10J50	899248	44306SE0G13	823021	44306SK7J83	823017	443498103A	603001
44305SH3G01	223030	44306S1AE21	823118	44306SE0G20	823021	44306SM1000	823013	4441033030	859060
44305SH3G10	823011	44306S2G950	823073	44306SE0G21	823021	44306SM1010	823013	44430SN7315	851001
44305SH3G11	823011	44306S2G960	823073	44306SE0G22	823021	44306SM1950	823014	44511SE0406	823026
44305SH3G21	823071	44306S2H950	823033	44306SE0G23	823021	44306SM1951	823014	4465504	804001
44305SH7J83	823017	44306S2T950	823073	44306SE0G24	823021	44306SM1952	823014	447498099	803106
44305SH9000	823020	44306S3N950	823029	44306SE0J20	823021	44306SM1980	823014	4475837	804001
44305SH9003	823020	44306S3N951	823029	44306SE0J21	823021	44306SM1981	823014	4490557	818067
44305SK7J21	823016	44306S3R951	823029	44306SE0J22	823021	44306SM1A80	823014	4490558	218041
44305SK7J22	823016	44306S47N50	823118	44306SE0J23	823021	44306SM1A81	823014	4501957	818067
44305SK7J23	823016	44306S5A950	823039	44306SE0J24	823021	44306SM4000	823013	4511435	209002
44305SK7J24	823016	44306S5AJ51	823033	44306SE0J25	823021	44306SM4010	823013	4511436	209028
44305SK7J70	823017	44306S5AJ61	823033	44306SEAN00	823034	44306SM4020	823013	4511438	209028
44305SK7J71	823017	44306S5AJ62	823033	44306SEAN50	823034	44306SM4030	823013	4511443	209002
44305SK7J72	823017	44306S5AN50	823039	44306SEFE00	223026	44306SM4040	823013	4511445	209002
44305SK7J73	823017	44306S5DA01A	223068	44306SELT00	223070	44306SM4050	823013	4511448	209028
44305SK7J74	823017	44306S5DA51	223089	44306SELTOOL	823106	44306SM4060	823013	4512586	818207
44305SK7J75	823017	44306S7A950	823118	44306SF1305	823016	44306SM4950	823014	4512587	818067
44305SK7J81	823017	44306S7B950	823033	44306SF1307	823016	44306SM4951	823014	4512588	818207
44305SK7J82	823017	44306S9AN00	823034	44306SF1315	823016	44306SM4952	823014	4515857	818067
44305SK7J83	823017	44306SA0013	823003	44306SF1405	823017	44306SM4953	823014	4543301101	817048
44305SK7J84	823017	44306SA2010	823041	44306SF1406	823016	44306SM4954	823014	4602016	818005
44305SM1000	823013	44306SA2030	823041	44306SF1910	823016	44306SM4955	823014	4603300935	835018
44305SM1010	823013	44306SA5000	823004	44306SF1911	823016	44306SM4956	823014	4610572	852007
44305SM1950	823014	44306SA5010	823004	44306SF1912	823016	44306SM4980	823013	4610580	852001
44305SM1951	823014	44306SA5020	823005	44306SF1913	823016	44306SM4981	823013	463007241	817042
44305SM1980	823014	44306SA5620	823005	44306SF1914	823016	44306SM4982	823013	46307032	802003
44305SM1981	823014	44306SA5640	823005	44306SF1916	823013	44306SM4982	823014	46307034	802006
44305SM1A80	823014	44306SA5641	823005	44306SF1970	823017	44306SM4983	823013	46307047	817017
44305SM1A81	823014	44306SA5950	823005	44306SF1971	823017	44306SM4984	823013	46307080	817039
44305SM4000	823013	44306SA5951	823005	44306SF1972	823017	44306SM4J80	823014	46307082	817023
44305SM4010	823013	44306SA5970	801001	44306SF1973	823017	44306SM4J81	823014	46307083	802005
44305SM4020	823013	44306SA5971	801001	44306SF1974	823017	44306SM4J82	823014	46307094	817021
44305SM4030	823013	44306SA7000	823018	44306SF1975	823014	44306SM4J83	823014	46307103	602005

COMPETITOR	GSP Ref.	COMPETITOR	GSP Ref.	COMPETITOR	GSP Ref.	COMPETITOR	GSP Ref.	COMPETITOR	GSP Ref.
OE		46308329	217066	495001C060	824041	4950126561	824091	4959107191	827072
		46308335	617028	495001C250	824046	495012D101	839147	4959107210	834094
46307108	817022	46308336	617020	495001C260	824046	495012D102	839147	4959107291	834094
46307109	217001	46308337	817052	495001C351	824098	495012D312	224053	495911G510	827068
46307110	217038	46308345	217082	495001C352	824098	495012E400	824090	495911G591	827068
46307121	817020	46308347	241007	495001C361	824098	495012F000	899294	495911H011	824095
46307122	817019	46308366	217147	495001C362	824098	495012F010	899294	495911H012	824095
46307134	802008	46308367	217066	495001C450	824047	495013A200	827009	495911H111	827080
46307147	217039	46308369	817055	495001C460	824047	495013A201	827009	495911H112	827080
46307169	802006	46308370	817060	495001C550	824047	495013A202	827009	495911H211	824152
46307171	802003	46308371	817045	495001E610	824047	495013A210	824029	495911H212	824152
46307182	817032	46308391	610038	495001E650	824047	495013A390	824066	495911H311	824152
46307223	602004	46308399	617042	495001F500	824047	4950522A00	824009	495911H312	824152
46307234	817011	46308483	817055	495001H010	824095	4950525B00	624010	495912F000	899294
46307241	817042	46308484	817045	495001H110	827080	4950528B01	809004	495912F010	899294
46307246	802012	46308485	817060	495001H210	824152	4950538C00	624008	495912F090	899294
46307299	802013	46308487	610038	495001H310	824152	4950702A00	824004	495912F091	899294
46307301	802017	46308488	617021	495001L010	824095	4950702A10	824004	495913E000	827014
46307308	802002	46308488	617022	495001L110	827080	4950702A20	824011	495913E001	827014
46307309	802017	46308488	617028	495001L210	824152	4950702A30	824011	495922F000	827073
46307322	817015	46308497	617042	495001L310	824152	4950705A00	824004	4A0407271BS	203060
46307345	202001	46308498	610038	4950025200	224038	4950705A00	899025	4A0407271DG	203060
46307346	202002	46308499	617028	4950025200	824075	4950721000	809004	4A0407272BD	203050
46307366	817037	46308500	617020	4950025300	839105	4950722A00	824002	4A0407272BH	203051
46307367	817024	46308501	617022	4950025301	824065	4950722B00	824002	4A0407272BS	203061
46307394	817008	46308502	617021	4950025311	824075	4950722C00	824002	4A0407272DG	203061
46307398	817042	46308518	817028	4950025400	824075	4950722E00	824002	4A0407305A	803016
46307406	817016	46308519	817053	4950026111	824091	4950724A00	824003	4A0407305E	803014
46307408	217038	46308521	217147	4950026161	824091	4950724A01	824003	4A0407305F	803016
46307420	817017	46308522	217066	4950026411	824091	4950724B00	809004	4A0407305G	803017
46307457	602004	46308677	899348	4950026461	824091	4950725A00	824033	4A0407311B	803017
46307466	217032	46308710	802024	4950026561	824091	4950725B00	824033	4A0407311C	803015
46307467	217033	46308798	802024	495002D100	839147	4950728E00	839054	4A0407341B	650019
46307515	602003	4641005310	859024	495002D102	839147	4950728G00	824009	4A0407451X	203060
46307516	817029	4641528	209002	495002D312	224054	4950728G01	824009	4A0407452X	203061
46307557	817014	4641672	209002	495002E250	824090	4950728J00	824008	4A0498099	803017
46307565	217032	4641975	208024	495002E500	824090	4950728J01	824008	4A0498099B	803016
46307572	802018	4641981	208024	495002E550	824090	4950729A00	824006	4A0498099C	803016
46307617	817056	4641981K	208024	495002F000	824090	4950729A10	824004	4A0498099D	803017
46307659	817031	46429632	817032	495002F010	899294	4950729C10	224113	4A0498099J	803016
46307674	217017	4646009331	859024	4950038312	224124	495072EE00	824090	4B0407271AP	203019
46307678	217019	465001C060	824041	4950038362	224123	4950733A00	839054	4B0407271F	203019
46307685	802014	4660487	208024	4950038741	224126	4950733A10	839054	4B0407272AP	203020
46307710	817028	4686960	852008	4950038791	224125	4950733A20	839054	4B0407272C	299113
46307742	817009	4700644	844001	4950038900	224004	4950733B10	839054	4B0407272F	203020
46307792	217033	4701110	844001	4950038950	224003	4950738E00	839104	4B0407272M	299113
46307877	817028	4705753	844001	495003A202	827009	4950805A00	824004	4B0407418E	203020
46307886	817026	4705754	844001	495003A205	827009	4950805A00	899025	4B0407452CX	299113
46307887	817009	4707438	844080	495003A206	827009	4950821000	809004	4B0498103	603001
46307889	817014	4710021	857100	495003A207	827009	4950821A00	809004	4D0407305B	803019
46307901	802017	4711022	857100	495003A217	824029	4950822A00	824002	4D0498099	803019
46307906	817031	4713189	216003	495003A310	824066	4950822B00	824002	4D0498099A	803019
46307913	802018	4720380	216004	495003A311	824066	4950822C00	824002	4D0498099X	803019
46307914	817030	4720381	216003	495003A312	824066	4950822E00	824002	4D0598099	803019
46307924	817009	4808125	208024	495003C451	227002	4950824A00	824003	4E0498103	661044
46307934	899298	4808135	208024	495003E000	227065	4950824A01	824003	4F0407271K	899351
46307998	241006	4808568L	209039	495003E110	227064	4950825A00	824033	4F0407272K	899351
46307999	241007	4808578	209039	495003K200	224031	4950825B00	824033	4F0498099A	803077
46308000	817043	4808578L	209039	495003K250	224032	4950828A00	809004	4F0498099B	899351
46308020	817027	4808580K	209039	495003K410	224127	4950828E00	809003	4M513B436JD	218358
46308025	202003	4808873	208024	495003K460	224128	4950828H00	824006	4M513B436JE	218358
46308026	202004	4808883	809029	4950107010	827072	4950828H01	824006	4M513B436JF	218358
46308067	817028	4808883	208024	4950117000	824036	4950828J00	824006	4M513B437JA	218359
46308070	802025	4808883J	208024	4950117150	824061	4950828J01	824006	4M513B437JC	218359
46308071	202003	4808965	208024	4950117510	824038	4950828K00	824006	4M513B437JD	218359
46308072	202004	4808971	208024	495011H010	824095	4950828K01	824006	4M513B437JE	218359
46308205	802018	4808971K	208024	495011H110	827080	4950829A00	824006	4N113B436CA	218326
46308206	817031	4950002010	824011	495011H210	824152	4950829C00	839067	4N113B436CB	218326
46308230	817051	4950007010	827072	495011H310	824152	4950838E00	839104	4N113B436CC	218326
46308235	802024	4950007050	827077	495011L010	824095	49508U5A01	824014	4N113B437CA	218309
46308266	802023	4950007060	827072	495011L110	827080	4951038200	827008	4N113B437CB	218309
46308276	802026	4950017000	824036	495011L210	824152	4951038500	827009	4N113B437CD	218309
46308315	617022	4950017100	824061	495011L310	824152	4959107010	827072	4S613B436AD	218333
46308316	617021	4950017150	824061	4950126410	824091	4959107090	827077	4S613B436AE	218333
46308322	817053	4950017510	824038	4950126411	824091	4959107091	827072	4S613B436AF	218333
46308324	217146	495001C050	824041						

COMPETITOR	GSP Ref.	COMPETITOR	GSP Ref.	COMPETITOR	GSP Ref.	COMPETITOR	GSP Ref.	COMPETITOR	GSP Ref.
OE		5M513B436SC	234163	6383341734	235002	6Q0498103A	603008	7024792	218016
		5M513B436SD	234163	6383342334	635001	6QD498099	803024	7076344	804001
4S613B437AD	218351	5M513B436SE	234163	6383342334	835002	6QE407271G	203063	7077257	817046
4S613B437AE	218351	5M513B437SA	218327	6383342334	235003	6QE498099	861010	7078573	817019
4S613B437AF	218351	5M513B437SB	218327	6393500710	835028	6QE498099B	854004	7079221	817017
4S613B437AG	218351	5M513B437SC	218327	6483685	818006	6R0498099	803027	7081591	802017
5003846	862001	5M513B437SD	218327	6485412	818017	6U0407271A	254001	711106122	250013
5003847	862001	5M513B437SE	218327	6485414	818015	6U0407271F	254001	711106129	250016
5003911	862002	5N513B437SE	218327	6485415	818021	6U0407271FX	254001	711106218	250024
5003912	862002	5X3407271	261079	6596773	218039	6U0407272A	254002	711106219	250044
5018713	218128	5X3407272	261080	6596778	218040	6U0407272AF	254002	711106221	250015
5018714	218129	6001547028	245084	6596779	218040	6U0407272F	254002	711106222	250014
5024568	218039	6001547029	245085	6747789	218128	6U0407272FX	254002	711106260	250033
5024569	218039	6001547029	245085	6757622	818011	6U0407311	854001	71720784	817024
5024570	218179	6001548102	245084	6757666	218004	6U0407331	654003	71720785	817024
5024574	218040	6001548103	245085	6757668	218003	6U0498099A	854001	71740557	817007
5024575	218040	6001548658	211012	6757672	218002	6U0498103A	654003	71745011	817065
5024576	218044	6001548659	211012	6757676	218001	6X0407271H	261075	71771174	817055
502623	899046	6001548660	211014	6843198	862001	6X0407271K	261075	71771176	817060
5026504	218289	6001548661	211014	6962758	218128	6X0407272E	261074	71771311	617042
5026505	218118	6001548718	250353	6E0407311	899268	6X0407331	653002	71783876	802025
5026652	218039	6001548720	250354	6E0498099	899268	6X0407451AX	261075	71790991	817055
5026653	218040	6001550794	250443	6N0407271	261007	6X0407451X	261075	71791000	817055
5029036	218006	60504718	802015	6N0407271V	261007	6X0407452V	261074	7201674	218008
5029037	218004	60506536	802015	6N0407271X	261007	6X0407452X	261074	7201677	218009
5029038	218005	60515370	817042	6N0407272	261010	6X0498099	861007	7201678	218010
5029039	218003	60541802	802009	6N0407272X	261010	6X0498099X	861007	723220041	856006
5029040	218002	60584662	602011	6N0407311	853005	6X0498103	653002	723221055	856011
5029041	218002	60589273	802001	6N0407331	653001	700611	602001	723221392	856012
5029043	218016	60605055	802004	6N0407449V	261007	701407271AB	261034	723221971	856006
5029044	218001	60651295	202002	6N0407450X	261010	701407271AC	261052	723251001	856014
50500529	802024	606665	830001	6N0498099	853005	701407271B	261119	723251011	856014
5057682	252002	6069108	699075	6N0498099X	853005	701407271BV	261119	723291003	856012
5057708	252001	6069109	699075	6N0498103	653001	701407271BX	261119	723291013	856011
5083616	218041	6069110	818019	6Q0 498 099 B	803024	701407271CX	203061	723291130	856014
510416	812001	6071774	818018	6Q0407271AK	203063	701407271H	261120	723291140	856014
510418	812008	6073690	618002	6Q0407271AL	203063	701407271HV	261120	723291300	856014
510433	812001	6079195	818019	6Q0407271AS	203063	701407271HX	261120	723291301	856014
510734	812019	60802000	817009	6Q0407271AT	203063	701407271M	261003	723291310	856014
510736	812001	60802019	202004	6Q0407271BC	203063	701407271P	261004	723291311	856014
510736A	812001	60802035	802025	6Q0407271BE	261098	701407321B	861003	723291530	856006
510851	812027	60806930	648004	6Q0407271BS	261098	701407321C	861004	723291540	856006
512292	812023	60809609	802009	6Q0407271CL	261204	701407321D	861005	723291570	856016
513315	812019	60810018	817004	6Q0407271DA	803024	701407321E	861006	72728L	210021
513316	812001	60811033	802004	6Q0407271DB	261098	701407321G	861006	72737X	210023
51704100	829002	60812691	602005	6Q0407271DE	261098	701407331A	661001	7294547	818010
51733777	899018	60812753	802003	6Q0407271DJ	261078	701407331B	661002	7294548	818011
51783824	817028	60812755	817032	6Q0407271J	261204	701407449BX	261120	7294549	218004
51787180	817028	60812760	802006	6Q0407272BC	261063	701407449X	261119	7294550	218003
51808106	217082	60812880	802019	6Q0407272BD	261063	701407451A	261004	7294551	218002
51810404	217034	60813079	817023	6Q0407272BE	261063	701407451X	261003	7294553	218001
5232897	852008	60813096	802005	6Q0407272BH	261063	701498099	861003	72GG4635BA	618001
535498104	603009	60815021	802012	6Q0407272BK	261099	701498099A	861004	737319	817006
5390489	899254	60815163	802013	6Q0407272DH	261099	701498099AV	861004	7560070	817005
547407311	899154	60815227	817042	6Q0407272DM	261223	701498099AX	861004	7573193	817006
547407311A	818100	60815250	802002	6Q0407272DR	261063	701498099B	861005	7577041	817005
547498103	603004	60815368	817011	6Q0407311D	853002	701498099BX	861005	7599433	817005
547679	802015	60815370	817042	6Q0407311Q	803024	701498099C	861006	7608632	817006
547682	802015	6099110	818019	6Q0407451DX	203063	701498099CX	861006	7627971	802004
548135	802015	614627	875007	6Q0407451EV	203063	701498099V	861003	7629168	817001
551407311	818103	614628	875007	6Q0407451EX	203063	701498099X	861003	7629457	817001
55700558	217066	614694	875007	6Q0407451JX	261204	701498103	661001	7631082	817039
55700559	617028	6168422	818017	6Q0407451PX	261078	701498103A	661002	7633434	817012
55700561	217082	6168423	818015	6Q0407451X	203063	701498103AX	661002	7643642	804001
55700562	817052	6195781	818006	6Q0407452EX	261063	701498103X	661001	7646401	817004
55702107	217146	628126	899162	6Q0407452FX	261063	701498340AX	861004	7647244	817010
5890430	817004	6313300236	235010	6Q0407452GX	261063	701498340BX	861005	7647245	817010
5929237	817002	6313300335	235010	6Q0407452QX	261223	701498340CX	861006	76472452A	817010
5929240	817002	6313300501	235010	6Q0498099	803027	701498340X	861003	7652957	817004
5944689	804001	6313300701	235010	6Q0498099A	854002	7024787	818023	7652958	802004
5944690	804001	6313301301	235010	6Q0498099C	854002	7024788	818024	7656786	817005
5959385	804001	6313370010	235010	6Q0498099D	803027	7024788	818023	7656944	817012
5990430	817002	6383340534	235002	6Q0498099DX	803027	7024788	818024	7656945	817004
5998706	804001	6383340634	235002	6Q0498099E	803024	7024789	218006	7656949	802004
5M513B436SA	234163	6383341634	235002	6Q0498099EX	803024	7024790	218005	7659161	817039
5M513B436SB	234163	6383341734	648002	6Q0498099F	853002	7024791	218002	7659167	817001

COMPETITOR	GSP Ref.	COMPETITOR	GSP Ref.	COMPETITOR	GSP Ref.	COMPETITOR	GSP Ref.	COMPETITOR	GSP Ref.
OE		7700112116	250311	7701349938	850008	7701352133	850005	7701468836	250326
		7700112132	250323	7701349938	250050	7701352133	250026	7701468839	250326
7659169	817001	7700112147	250359	7701349939	250205	7701352134	250093	7701468840	250327
7688157	802004	7700112149	250102	7701349940	250052	7701352141	250046	7701468842	250039
7692993	802004	7700112315	250197	7701349945	250024	7701352142	250215	7701468843	250327
7698632	817006	7700112506	250227	7701349946	250044	7701352144	250134	7701468887	250034
7698900	817004	7700112507	250268	7701349955	850026	7701352190	250171	7701469363	850011
7700010	817004	7700112511	250268	7701349955	250008	7701352223	250020	7701469374	250009
7700100065	250271	7700112688	250324	7701349958	850105	7701352224	250022	7701469375	250327
7700101680	250271	7700112689	250389	7701349972	250002	7701352288	244006	7701469542	850056
7700102978	844008	7700113086	250320	7701349980	250102	7701352318	250102	7701469542	250271
7700102978	244005	7700114056	250272	7701349990	850105	7701352385	250035	7701469543	250099
7700102979	250010	7700114057	250225	7701349992	250225	7701352386	250034	7701469962	850056
7700102980	844008	7700114453	250357	7701349992	250461	7701352413	250326	7701469962	250100
7700102980	244004	7700115005	250324	7701349994	250026	7701352414	250028	7701469965	250074
7700102981	250011	7700115010	250357	7701349994	250093	7701352415	850043	7701469966	250296
7700102998	844008	7700115011	250004	7701349997	250035	7701352415	250029	7701470173	250200
7700102998	244005	7700115196	250325	7701349998	250046	7701352416	250326	7701470175	250019
7700102999	844008	7700115197	250160	7701349998	250134	7701352417	250029	7701470183	250359
7700102999	244004	7700850487	244006	7701351124	850007	7701352421	250247	7701470298	250359
7700103731	250004	7700872598	250211	7701351124	250052	7701352427	250047	7701470700	250043
7700103863	250331	7700873311	250055	7701351127	250041	7701352428	250215	7701470721	250017
7700104460	250130	7700873322	250316	7701351130	850003	7701352471	850043	7701471084	250357
7700104545	250132	7700875246	250038	7701351160	250023	7701352471	250009	7701471155	250336
7700104727	250150	7700875247	250316	7701351162	250025	7701352472	250326	7701471284	250357
7700105447	250272	7701056621	250004	7701351172	850027	7701352488	850056	7701471377	250043
7700105450	250225	7701210040	850143	7701351172	250006	7701352488	250271	7701472850	250272
7700105484	250038	7701348085	211004	7701351192	250044	7701352489	250099	7701472852	250272
7700105485	250316	7701348086	211004	7701351193	250032	7701352493	850105	7701473010	250058
7700105486	250038	7701348089	850027	7701351194	250024	7701352495	250319	7701473013	244017
7700105487	250316	7701348098	250005	7701351195	250201	7701352495	850105	7701473014	244016
7700106007	250004	7701348109	850027	7701351264	850007	7701352552	250447	7701498698	250005
7700106009	250357	7701348152	250016	7701351264	250007	7701352560	250199	7701498699	211004
7700106013	250357	7701348160	250016	7701351266	250033	7701352561	250199	7701498775	850027
7700106017	250356	7701348256	250016	7701351267	250138	7701352562	250131	7701498797	250016
7700106018	250336	7701349025	850007	7701351290	250024	7701352563	250130	7701498799	250016
7700106291	250221	7701349026	850007	7701351292	250044	7701352595	250009	7701498918	850007
7700107509	250320	7701349026	250030	7701351363	250044	7701352596	250055	7701498918	250030
7700107765	250197	7701349028	850007	7701351428	250030	7701352618	250100	7701498919	850007
7700108248	250150	7701349034	850007	7701351478	250037	7701352619	250074	7701498921	850007
7700108465	250295	7701349172	250012	7701351479	850008	7701352622	850056	7701498955	850027
7700109021	250024	7701349359	250013	7701351479	250002	7701352622	250296	7701498955	250006
7700109022	250201	7701349660	250012	7701351480	850008	7701352628	250221	7701498957	250012
7700109333	250150	7701349689	850007	7701351480	250020	7701352629	250200	7701498958	250013
7700109334	250102	7701349689	250052	7701351483	250036	7701352630	250211	7701499223	250003
7700109680	250132	7701349691	250037	7701351484	850008	7701352631	250019	7701684757	250132
7700110218	250197	7701349692	250041	7701351484	250001	7701352729	250039	7702096117	899075
7700110482	250017	7701349726	250023	7701351486	250001	7701352730	250029	7702096438	899076
7700110483	250357	7701349727	250025	7701351571	850008	7701352744	250130	7703689	817006
7700110484	850004	7701349734	250052	7701351571	250002	7701352750	250043	7711106122	250013
7700110484	250004	7701349740	250032	7701351572	850008	7701352755	250132	7711106127	211004
7700110484	250150	7701349741	250024	7701351572	250001	7701352771	250150	7711106216	250025
7700111077	250038	7701349742	250201	7701351607	244006	7701352774	250017	7711106217	250023
7700111079	250358	7701349769	850027	7701351608	244006	7701352775	250151	7711106221	250015
7700111190	250357	7701349769	250006	7701351695	250022	7701352776	250017	7711106227	250001
7700111259	250401	7701349771	250044	7701351697	250014	7701352777	250151	7711106228	250002
7700111259	250004	7701349785	250033	7701351699	250020	7701352791	250331	7711130027	250093
7700111313	250323	7701349786	250138	7701351701	250015	7701352808	250359	7711130028	250134
7700111364	250045	7701349803	250024	7701351801	250015	7701352809	250359	7711130045	250034
7700111365	250082	7701349804	250044	7701351806	250050	7701352869	250197	7711130057	250043
7700111506	250004	7701349839	850007	7701351807	250205	7701352870	250046	7711134419	250447
7700111748	250039	7701349839	250007	7701351841	250031	7701352881	250045	7711134776	250330
7700111809	250316	7701349847	250023	7701351948	850045	7701352882	250357	7711134777	250207
7700111810	250038	7701349848	250025	7701351989	250095	7701352907	850056	7711134777	850113
7700111811	250316	7701349873	250037	7701351990	250150	7701352907	250295	7711134778	850113
7700111812	250038	7701349874	850008	7701351995	850026	7701352983	250447	7711134779	250208
7700111813	250316	7701349874	250002	7701351995	250008	7701354993	250034	7711134780	250226
7700111814	250038	7701349879	250036	7701352001	850026	7701394697	850007	7711134785	250328
7700111818	250320	7701349880	850008	7701352020	850007	7701463194	250012	7711134786	250329
7700111820	250316	7701349880	250001	7701352020	250052	7701463343	250003	7711134941	250311
7700111914	250325	7701349913	250050	7701352021	250031	7701465455	250201	7711134957	250194
7700111916	250160	7701349914	250014	7701352024	250052	7701465773	244006	7711134959	250193
7700111918	850069	7701349915	250020	7701352025	850007	7701468452	244006	7711135005	250401
7700111918	250039	7701349915	250015	7701352025	250007	7701468548	<		

COMPETITOR	GSP Ref.	COMPETITOR	GSP Ref.	COMPETITOR	GSP Ref.	COMPETITOR	GSP Ref.	COMPETITOR	GSP Ref.
OE		79TT3K187BA	818019	7L6407321E	803085	8111306	262001	8200169285	250060
		79TT3K187M	818018	7L6498099A	803085	8111307	862002	8200169286	244021
7711135208	250039	7D0498099	861006	7L6498099B	861042	8111308	862002	8200169288	844026
7711135215	250323	7D0498103	661030	7L6498099B	803085	811407305A	803029	8200169288	299151
7711135216	250325	7D0498331	661030	7L6498099C	803085	811407311	803032	8200169289	250249
7711135217	250160	7H0407271AA	261084	7M0407271A	218009	811407331	603002	8200169291	244013
7711135219	250324	7H0407271AF	261084	7M0407271AV	218009	811498099	803032	8200169307	250272
7711135220	250389	7H0407271AK	261105	7M0407271AX	218009	811498099A	803029	8200171562	250391
7711135233	250009	7H0407271AL	261084	7M0407271C	218010	811498099F	803007	8200173584	250325
7711135236	250284	7H0407271E	261105	7M0407271D	261085	811498103A	603003	8200178618	844026
7711135237	250313	7H0407271Q	261084	7M0407271F	218009	81AG3K187AA	818019	8200178618	244005
7711135243	250150	7H0407271T	261105	7M0407271J	218009	81AG3K187M	818019	8200178624	844026
7711135246	250004	7H0407272AC	261140	7M0407271L	218009	81TT3K177AA	699075	8200178624	250166
7711135265	250223	7H0407272AF	261210	7M0407271M	218010	81TT3K177AB	699075	8200178625	244012
7711135267	250221	7H0407272AJ	203246	7M0407271MX	218010	8200014107	250446	8200179212	244003
7711135277	244004	7H0407272AL	261140	7M0407271N	261085	8200014109	250328	8200197978	250447
7711135278	250010	7H0407272AP	261210	7M0407271Q	218009	8200014111	250208	8200197979	250441
7711135279	244005	7H0407272AS	261210	7M0407271R	218009	8200014111	850079	8200198015	250400
7711135280	250011	7H0407272BB	261140	7M0407272A	218008	8200014114	250330	8200198016	899213
7711135307	250446	7H0407272BC	203246	7M0407272AV	218008	8200014352	250207	8200198016	299201
7711135316	250495	7H0407272BD	261140	7M0407272C	261065	8200024622	250043	8200216519	250442
7711135321	250228	7H0407272BE	261210	7M0407272CX	261065	8200026912	244016	8200216519	850093
7711135401	250392	7H0407272BJ	261210	7M0407272E	218008	8200029444	250043	8200216523	850093
7711135403	250390	7H0407272BK	203246	7M0407272F	218008	8200029470	250211	8200216625	250399
7711135411	250391	7H0407272BL	261140	7M0407272G	261065	8200030623	250329	8200216626	299186
7711135414	250400	7H0407272BQ	261210	7M0407272H	218008	8200031134	250197	8200226056	250390
7711135416	299071	7H0407272CH	203246	7M0407272K	218008	8200031137	250197	8200226057	250392
7711135417	299071	7H0407272S	203246	7M0407321A	818026	8200031149	250221	8200228393	250390
7711135420	299201	7H0407321	861011	7M0407321B	818025	8200032887	250268	8200231680	250150
7711135425	250441	7H0407321A	861009	7M0407449AX	218009	8200032891	250227	8200231949	250138
7711135530	250246	7H0407321B	861009	7M0407450AX	218008	8200035673	250226	8200231949	250359
7711135531	250214	7H0407321C	861011	7M0407451A	203023	8200035673	850079	8200231953	250102
7711135532	244022	7H0407321D	861011	7M0407451AX	218009	8200052420	250058	8200232886	250446
7711135775	250440	7H0407331B	661041	7M0407452X	218008	8200052421	250246	8200236089	250438
7711135777	250494	7H0407332J	661021	7M0498099	818026	8200052423	244017	8200236092	250401
7711135875	250438	7H0407332P	661020	7M0498099A	818025	8200052426	244004	8200236107	250401
7711135906	250261	7H0407451CV	261084	7M0498099AX	818025	8200052428	244005	8200236109	250261
7711368091	250393	7H0407451JX	261105	7M0498099V	818026	8200063808	250268	8200236110	850069
7711368284	299070	7H0407451TX	261084	7M0498099X	818026	8200064731	850069	8200236110	250261
7711368656	250401	7H0407451X	261105	7M0498340X	818026	8200064731	250314	8200236114	250245
7711368831	218271	7H0407452AV	261140	7M307271Q	203022	8200065334	250194	8200236116	250260
7711368832	218301	7H0407452AX	261140	7M3407271	203023	8200069146	244013	8200240425	250401
7711368884	250442	7H0407452DX	261210	7M3407271A	203022	8200069147	818105	8200240430	250263
7711497417	250354	7H0407452HX	261210	7M3407271E	203022	8200069147	244003	8200243985	250207
7711497474	245084	7H0407452JV	261140	7M3407271F	203023	8200079912	250228	8200255027	250279
7711497475	245085	7H0407452JX	261140	7M3407271H	261085	8200079913	250207	8200259911	250391
7711497477	245084	7H0407452NV	203246	7M3407271M	203023	8200079915	850041	8200261838	250443
7711497478	245085	7H0407452NX	203246	7M3407271N	203023	8200079915	250256	8200261838	899085
7711497479	211012	7H0407452PX	261140	7M3407271P	203023	8200079916	250330	8200261840	250353
7711497480	211014	7H0407452QX	261210	7M3407271PX	203023	8200087857	250313	8200261840	850092
7711497525	250326	7H0407452RX	261210	7M3407271Q	203022	8200090175	250358	8200261841	250354
7720510	817010	7H0407452SX	203246	7M3407271QX	203022	8200105214	250357	8200261841	850092
7740977	217018	7H0407452TX	203246	7M3407271RX	261085	8200110754	250160	8200264664	899085
7750299	817012	7H0407452V	203246	7M3407272B	299120	8200114426	250193	8200264664	299070
7750300	802004	7H0407452X	203246	7M3407272C	299120	8200117068	250442	8200264665	299071
7750301	817004	7H0498099	861009	7M3407272D	261065	8200117069	250494	8200264667	899085
7758266	817017	7H0498099A	861011	7M3407272E	299120	8200128122	250162	8200264668	299071
7765363	217025	7H0498099B	861011	7M3407272EX	299120	8200133289	250393	8200267041	250440
7770910	829003	7H0498103	661041	7M3407451A	203023	8200144781	250506	8200270510	250354
7771582	817001	7H0498103C	661029	7M3407451AV	203023	8200164147	250507	8200272322	245084
7794472	217022	7H0498104F	661020	7M3407451AX	203023	8200164149	250059	8200274159	250401
79TT3K177EB	618002	7H0498104G	661021	7M3407451BV	203023	8200167522	299071	8200274161	250245
7835070	808005	7H0498104GX	661021	7M3407451BX	203023	8200167535	299070	8200276640	250445
7837075	808008	7H0498104K	661020	7M3407451CX	261085	8200167536	299071	8200285908	250447
7837456	844046	7L0407321D	861050	7M3407451V	203022	8200167554	250440	8200285909	250441
7837457	844046	7L0407331A	699148	7M3407451X	203022	8200168513	250038	820029984	250057
7839614	644003	7L0498099	861050	7M3407452V	299120	8200169176	250228	8200299844	250057
7839615	844046	7L0498099A	861050	7M3407452X	299120	8200169177	850041	8200300713	299071
7842037	808008	7L0498099AX	861050	7M3407761	203023	8200169272	244017	8200310122	250494
7843919	808008	7L0498099C	861050	7M3407761X	203023	8200169273	244022	8200318010	245085
7845024	808008	7L0498099CX	861050	7M3498103H	661044	8200169277	844026	8200323959	250044
7845070	808005	7L0498103	699148	803407275A	803004	8200169277	244016	8200323960	250024
7849841	821001	7L0498103A	699148	803498099A	803004	8200169279	250214	8200323961	250012
7910028946	210130	7L0501331	603027	8063258	218328	8200169281	844026	8200327707	250442
795283	8020								

COMPETITOR	GSP Ref.	COMPETITOR	GSP Ref.	COMPETITOR	GSP Ref.	COMPETITOR	GSP Ref.	COMPETITOR	GSP Ref.
OE		8200511116	299070	8602574	862009	895407305B	803012	8D0407305Q	861012
		8200511122	899085	8602577	862009	895407311	803008	8D0407417H	203012
8200331639	250506	8200511122	250405	8603259	218329	895498099A	803012	8D0407418H	299108
8200334338	818105	8200511220	899085	8603486	218328	895498099B	803009	8D0407451AV	203005
8200334338	244003	8200511225	250353	8603794	862009	895498099C	803016	8D0407451AX	203005
8200341698	250369	8200511225	850092	8614498099	803022	895498099D	803016	8D0407451BV	261122
8200341698	850112	8200531908	299186	861498099	803022	895498099H	803012	8D0407451BX	261122
8200351249	250495	8200531917	250405	861498103A	653001	8963571	852003	8D0407451CV	203008
8200352042	299217	8200534635	250401	871407311	861002	8970636220	826003	8D0407451CX	203008
8200356803	899085	8200565217	250460	871498099	861002	8971172150	826007	8D0407451DV	203012
8200356803	299070	8200571876	250401	871498099A	861002	8971172440	826007	8D0407451DX	203012
8200358163	899085	8200571878	250245	871498099AX	861002	8971368880	826004	8D0407451FX	261122
8200358164	899085	8200571880	250263	871498099X	861002	8971390930	826004	8D0407451LX	203008
8200358168	250354	8200575489	250494	893407271L	203059	8971839460	826007	8D0407451V	203002
8200375537	250403	8200575490	250442	893407305	803034	8971839480	826007	8D0407451X	203002
8200375538	250495	8200590972	250391	893407305C	803023	8972001010	826007	8D0407452AV	203001
8200376094	250494	8200598563	850143	893407305G	803017	8972001020	826007	8D0407452AX	203001
8200376095	250442	8200613822	250401	893407305N	803012	8983571	852003	8D0407452BV	203007
8200378880	250372	8200613827	299071	893407311	803032	8990574	850001	8D0407452BX	203007
8200378880	850112	8200613828	250440	893407311D	803051	8990574	852004	8D0407452CV	261019
8200379235	299188	8200618111	250354	893498099	803032	8994676740	826005	8D0407452CX	261019
8200379236	250516	8200618501	250353	893498099A	803034	89FG3K183AA	818017	8D0407452DV	299108
8200383707	250444	8200622834	250261	893498099B	803051	89FG3K187BA	818015	8D0407452DX	299108
8200387424	250391	8200622835	250260	893498099D	803023	89FG3K187CA	818015	8D0407452FX	203007
8200387439	250391	8200623807	299070	893498099E	803008	8A0407271AE	203003	8D0407453EV	203008
8200387548	250330	8200626032	250260	893498099F	803051	8A0407271H	203003	8D0407454CV	261019
8200388506	299070	8200626038	299071	893498099G	803009	8A0407271J	203003	8D0407454CX	261019
8200408418	899085	8200626040	250442	893498099G	803009	8A0407272AT	203044	8D0498099	803018
8200409664	218274	8200626043	299070	893498099H	803051	8A0407305F	803017	8D0498099A	803020
8200410080	250004	8200626991	250462	893498099L	803017	8A0407305G	803026	8D0498099B	803018
8200416682	250445	8200661557	299070	893498099LX	803017	8A0498099	803012	8D0498099BX	803018
8200432514	899085	8200664841	218274	893498099M	803012	8A0498099X	803012	8D0498099C	803020
8200432514	250405	8200690053	299070	893498099MX	803012	8D0407271AC	203012	8D0498099D	803019
8200432515	250516	8200776535	860005	893498099P	803026	8D0407271AJ	203008	8D0498099E	803019
8200432516	250403	8200776535	250497	893498099PX	803026	8D0407271AL	203015	8D0498103	603002
8200432517	850093	8200776537	860005	893498103	603003	8D0407271AN	261122	8D0498103A	603002
8200436365	250447	8200776538	260022	893498103B	603014	8D0407271AP	203002	8D0498103AX	603002
8200436366	899213	8200790517	250400	893498103BX	603014	8D0407271AQ	203005	8E0407271AA	203052
8200436366	250400	8200790519	250447	893498103X	603003	8D0407271BA	203002	8D0407271BE	203052
8200436848	850041	8201045819	245085	8941086343	826001	8D0407271BB	203008	8E0407271BF	203052
8200436849	250393	8201187931	250497	8941086353	826001	8D0407271BC	203015	8E0407271S	203057
8200436849	850041	82282139	648004	8941246280	822002	8D0407271BE	203012	8E0407271T	203052
8200439891	250393	82301373	817002	8941246290	822002	8D0407271BJ	261122	8E0407272S	203058
8200440187	250353	82333811	817002	8941539492	826005	8D0407271BP	203048	8E0407305A	803030
8200441337	850143	823407313	803038	8941539494	826005	8D0407271CL	261122	8E0407305A	803058
8200441340	850143	82362521	817002	8941539501	826006	8D0407271DJ	261122	8E0407305B	803067
8200444438	245084	82362523	817002	8941539514	826005	8D0407271DK	203012	8E0407451GX	203057
8200452268	860005	82362524	817002	8941539521	826006	8D0407271DL	203002	8E0407451HX	203052
8200452269	260022	8236523	817002	8941581302	821002	8D0407271DM	203012	8E0407451NX	203052
8200452272	250497	82413699	817003	8941581312	821002	8D0407271DP	261122	8E0407451PX	203052
8200452273	860005	82428432	817002	8942476490	826003	8D0407271DT	203008	8E0407452GX	203058
8200452273	218301	82439756	817002	8942633	850001	8D0407271ED	203015	8E0498099	803030
8200455157	250354	82440166	817002	8943643300	826001	8D0407271EH	203008	8E0498099	803058
8200460992	250354	82443532	817003	8943643320	826001	8D0407272AC	299108	8E0498099A	803019
8200467679	250392	82443746	817006	8944052272	821002	8D0407272AJ	261019	8E0498099A	803092
8200467679	850041	82448780	817006	8944052282	821002	8D0407272AL	203048	8E0498099A	803092
8200470129	250207	82449123	817018	8944264013	826002	8D0407272AN	203007	8E0498099C	803067
8200470131	850041	82466864	817013	8944264023	826002	8D0407272AP	299111	8E0498099D	803058
8200470131	250256	82466865	817033	8944676640	826001	8D0407272AQ	203001	8E0498099DX	803058
8200470133	250390	82480859	817018	8944676670	826001	8D0407272BB	261019	8E0498099E	803078
8200472158	250348	82486230	802004	8944676690	821002	8D0407272BC	203048	8E0498099G	803019
8200477655	250059	82486231	817004	8944676700	821002	8D0407272BE	299108	8E0498099X	803030
8200477656	250057	82489521	829001	8944676710	821002	8D0407272BJ	203007	8E0498099X	803058
8200484373	245085	8251517	862010	8944676720	821002	8D0407272CL	203007	8E0498103A	661002
8200484376	245085	8251532	862012	8944676730	826006	8D0407272DJ	203007	8K0407271S	203321
8200485576	244005	855407311	803031	8944676740	826005	8D0407272DK	299108	8K0407305C	803086
8200485578	250166	855498099	803031	8944676741	826005	8D0407272DL	299111	8K0407305D	803087
8200485589	818105	855498099A	803031	8944676750	826006	8D0407272DM	299108	8K0407305E	803088
8200485589	244003	855498099B	803031	8944676760	826005	8D0407272DP	203007	8K0407305F	803087
8200499304	211012	85GG4234CA	218128	8944676761	826005	8D0407272DT	261019	8K0407451EX	203321
8200499306	211014	8601097	262002	8944732250	826001	8D0407272ED	203048	8K0498099	803087
8200499585	250353	8601100	862001	8952905	852002	8D0407272EF	261019	8K0498099A	803088
8200499586	250354	8601101	862001	895407271D	203003	8D0407305G	803018	8K0498099AX	803088
8200499895	299151	8601102	862002	895407272F	203044	8D0407305H	803020	8K0498099B	803086
8200503358	211012	860110							

COMPETITOR	GSP Ref.	COMPETITOR	GSP Ref.	COMPETITOR	GSP Ref.	COMPETITOR	GSP Ref.	COMPETITOR	GSP Ref.
OE		9122569	262001	93BG3B413BE	818010	95654730	210039	9617408288	810015
		91225698	262001	93BG3B413CE	818024	95654731	210007	9617408288	210014
8K0498099D	803087	9122570	262002	93BG3B413DD	818011	95656495	810003	96177248	210117
8K0498099X	803087	91225706	262002	93BG3B413DE	818011	95656595	810003	96183138	812005
8N0407272G	253010	9122833	862001	93BG3B436AAD	218006	95666908	210164	96183139	812005
8N0407272P	253010	9122919	862002	93BG3B436AAE	218006	95666909	210085	96184031	210034
8N0407452AX	253010	9122920	862002	93BG3B436ABD	218004	95666940	210164	96184033	210068
8N0498099	861021	9163592	262002	93BG3B436ABE	218004	9566694077	210038	9619947580	810059
8N0498099A	861021	9163593	262001	93BG3B436AD	218005	9566694087	210038	9619947588	810059
8N0498099AX	861021	9163594	862002	93BG3B436AE	218005	95666941	210042	9619947588	210052
8R0407271	203316	9163595	862001	93BG3B436BD	218003	9566694187	210042	9619947680	810059
8R0407271A	203317	9186550	221032	93BG3B436BE	218003	9566722180	810013	9619947688	810059
8R0407271B	203316	9186552	817007	93BG3B437AAE	218002	9566722380	810011	9619947688	210120
8R0407271BX	203316	9186553	817007	93BG3B437ABD	218002	95669013	210040	9621456388	810059
8R0407271C	203317	91AX3219DA	218039	93BG3B437ABE	218002	95669014	210004	9621456488	810018
90095159	644004	91AX3219EA	218179	93BG3B437AD	218016	9567582280	810011	96225969	812005
90125875	899205	91AX3220DA	218040	93BG3B437AE	218016	95VW3B436BA	218008	96225970	812005
9013300001	835034	91AX3220EA	218044	93BG3B437BD	218001	95VW3B436DA	261065	96238258	208072
9013300001	635020	9201725	844002	94426401	826002	95VW3B436FA	218008	96238259	208071
90142329	644001	92225296	699127	94426402	826002	95VW3B437BA	218009	96243573	812009
90147008	899205	92333203200	618001	9463378	862009	95VW3B437CB	218010	96243575	812027
90157131	844041	92333203302	248003	9463379	862010	95VW3B437DA	261085	96243576	812004
90199039	644001	92601388	648004	94AG3A427EA	218039	95VW3B437FA	218009	96245285	812023
90235271	844057	92601892	648004	94AG3A428DA	218040	95VW3B437HA	218009	96245288	612006
90297728	648002	92601903	817001	95133190100	648004	95VW3BA413AB	818025	96251135	812004
90304156	644005	92AG3K183BA	818006	95533290200	603027	95VW3K187BA	818026	96251136	812004
90304775	844055	92AG3K183DA	818004	95534990100	861050	95VW3K187BB	818025	96251183	812018
9031660004	859015	92AG3K183M	818021	95534990102	861050	96009409	210278	96256953	812027
90334948	844051	92AG3K187BA	818006	95534990200	699148	96009410	210024	96256954	812027
90334948	844056	92AG3K187M	818021	95534990201	699148	9601096	262001	96256965	812027
90345303	844007	93033203400	648001	95555116	210034	96021730	210010	96256966	812027
90348324	244014	93170265	844001	95555117	210068	96021731	210044	96257801	812027
90350824	244011	93170266	844001	9555511780	210068	96031845	210023	96257802	812001
90350865	244002	93170397	644009	95569340	210069	96033355	210005	96257803	808002
90350907	244059	93172150	844020	95582409	210130	96033369	210003	96257804	812020
90350908	244011	9317340	644002	95582416	245005	96042941	210005	96257821	212011
90444327	244002	93173409	817007	95591073	210039	96042942	210003	96257822	208059
90496368	844006	93173410	817051	95591074	210007	96048666	210164	96257823	212025
90496976	244039	93173430	644002	95592320	245005	96048667	210085	96257824	212044
90498406	844007	93176743	844005	9559529280	210034	96049018	210167	9626083988	210016
90498412	844006	93180019	844004	9559529480	210068	96072988	210040	9626084088	810015
90498637	244038	93182543	844028	95598210	810009	96072989	210004	9626084088	210014
90511247	244011	93182571	844027	95601867	210003	9607411180	210034	96273570	812021
90511248	244059	93182575	844003	95601868	210005	9607411480	210034	96273571	812021
90511255	244011	93182576	817051	95601887	210003	96091415	210025	96273759	812011
90511447	244038	93182577	844027	95602238	210117	96091416	210023	96273760	808019
90512387	244077	93186026	852012	95602241	210024	96095216	210085	96298465	808002
90538427	844030	93187468	844004	95603330	210130	96095217	210164	96298466	808002
90538428	844011	93190187	817053	95604719	810001	96141635	810004	96298467	812027
90538595	844049	93192081	244001	95606796	210117	96141637	810024	96298468	812027
90538603	244033	93192082	260002	95606797	210024	9614188080	210113	9630766880	245094
90538604	244044	93194659	857100	95606802	810010	9614188180	210114	9630767080	210043
90540523	260002	93194660	857100	95606803	810010	96145818	210071	9630767280	245035
90540533	244011	9321150Y00	841001	95606803	210034	96145819	210190	9630767880	245032
90540536	244059	93225238	899205	95606804	810010	96160589	812008	9630768080	245010
90540865	244011	93225242	844069	95606804	210068	96160590	812008	9630768280	245009
90540911	244059	93225287	899205	95615878	810002	96160618A	812004	9630768280	245064
90576706	244036	93225296	699127	95619479	210278	96164213	810004	96328841	212027
90576707	244037	93230068	821025	95619480	210024	96167303	210025	96328841	814030
90AU3K183AA	818044	93230069	699023	95619481	210039	96167304	210023	96328842	212026
90FX3219CA	218289	93262105	821026	95619482	210007	96171856	210090	96328842	814030
90FX3220CA	218118	932902609	699026	95624994	210005	96171857	210167	96348782	808034
9102880	852004	93292610	844032	95624995	210003	96171858	210117	96348783	808034
9109186	250010	93486853	812027	95643689	810005	96171871	210225	96348790	808021
91133202414	248001	93741015	812021	95643952	210190	96171873	210193	96348791	808021
91133203001	648002	93852699	244003	95643956	210114	96171874	210025	96349953	812023
91133292301	648002	93856307	218301	95644258	210113	96171875	210023	96349956	612003
91166707	244013	93856308	218271	95644260	210071	9617303280	210034	9636786780	245119
91166708	244003	93856309	250497	95644403	210010	9617303380	210069	9636786880	245113
91168794	244013	93856470	244003	95644404	210044	9617303480	210013	9637117780	245105
91168795	244003	93861972	250497	95646292	810010	96173635	210278	9637117880	245104
9117408	244033	93BG3B413AAB	818024	95648544	210278	96173635	210090	96391014	812027
9117409	244044	93BG3B413AB	818024	95648547	210005	96173636	210023	96391550	808021
9117611	844014	93BG3B413ABB	818011	95648548	210003	96173637	210025	96391551	808021
9117957	244014	93BG3B413AE	818024	95653009	810008	9617408188	810015	96391554	808034
9122567	862001	93BG3B413BB	818011	95653010	810007	9617408188	210072	96391555	808034

COMPETITOR	GSP Ref.	COMPETITOR	GSP Ref.	COMPETITOR	GSP Ref.	COMPETITOR	GSP Ref.	COMPETITOR	GSP Ref.
OE		B00225600	818030	F0182560XA	834009	FA5922510A	834008	G02225600	834001
		B00225600B	818030	F02322510	834019	FA602540X	834020	G02225600A	834001
9639508780	245103	B00325400	818030	F02322520A	834019	FA602560X	834020	G02225600C	834001
9641777180	210147	B00325400C	818030	F02325400	834019	FA6122510A	834008	G02325500	834004
9645248980	817044	B00325400D	818030	F02325400A	834051	FA6122510B	834008	G02325600	834004
9645249280	818098	B00325600	818030	F02325400C	834051	FA6122610A	834060	G02425500	827007
96474834	812020	B00325600C	818030	F02325400D	834051	FA782550XA	834026	G024256	827027
96474835	812020	B00325600D	818030	F02325600	834019	FD502560XA	834020	G02425600	827007
96481004	814030	B00422510	834018	F02422510	818034	FD5522510	834020	G03325500	818031
96485019	208012	B00422610	834018	F02422510A	834022	FD5522610	834020	G03325500B	818031
96485020	208013	B00425400	834018	F02422510B	818034	FD552550XA	834124	G03325600	818031
96486854	812027	B00425400A	834003	F02422510C	818034	FD552560AC	834124	G03325600D	818031
96489832	812023	B00425510	834018	F02422610	818034	FD552560XA	834124	G03425500	834011
96489842	812027	B00425600	834018	F02422610A	818034	FF0125500	834009	G03425600	834011
96489845	699025	B00425600A	834003	F02425400	818034	FF022550X	834009	G0342560X	834011
9650624180	210259	B00525400	818033	F02425400A	818034	FF042550X	834123	G03725500	834014
96549101	212045	B00525400D	818033	F02425400D	818034	FF042550XA	834123	G03725500B	834014
96549102	212046	B00525600	818033	F02425400E	818034	FF072560X	834123	G03725600	834014
9656329380	210255	B00525600D	818033	F02425600	818034	FG0125500D	834015	G04325500	818031
9656329480	210254	BAU2018	851013	F02425600D	834055	FG0225500C	834015	G04325500B	818031
96564144	812021	BAU4444	851013	F0245600H	834007	FG0225500D	834131	G04325600	818031
96639350	868008	BAU5439	851002	F02525400	834023	FG0225500E	834131	G04325600D	818031
96666908	210164	BAU5440	851002	F02525600	834023	FG0225600C	834015	G04425500	834011
96AG3K183AB	818012	BAU5466	851010	F02825400	834006	FG0225600D	834131	G04425500A	834011
96AG3K183BB	818004	BD5M3W427A	818020	F0352550X	834009	FG0225600E	834131	G0442550X	834068
96BG3B413AAB	818023	BS0525400	834062	F03625500	834009	FR012550X	834015	G04425600C	834011
96BG3B413AB	818024	BS0525600	834018	F03625600A	834009	FR012560X	834015	G0442560X	834011
96BG3B413ABB	818011	C9120B071000	618045	F03725500	608013	FR022550X	834015	G04725500	834014
96FG3B418CA	618072	C9211EB30A	841240	F03725500A	834025	FS1825400	834018	G04725500A	834014
97FU4K258AA	899015	C9211EB31A	841257	F03725500A	608013	FS1825400C	834018	G04725600	834014
97FU4K258CA	818004	C9211EL10A	841167	F03725500B	834081	FS1825600	834018	G04725600B	834014
98633202450	248002	C9211JD22B	841214	F03725600	634007	FS1825600C	834018	G05325500	818028
98AG3K183BA	818016	C92AAJD22B	841214	F03725600A	634007	FS2122610A	818036	G05325500B	818028
98AGK183BA	818016	CGV1053	851009	F03725600C	834009	FS2125400A	834018	G05325600	818028
98AX3C242DA	818016	E152120186009	899212	F03725600C	634007	FS2125400C	834018	G05325600C	818028
9936769	648004	E3FZ3B413B	818042	F03825600	834009	FS2125600A	834018	G05425500A	818029
9T163B436AA	218264	F00122540	818027	F03922510B	834058	FS2125600C	834018	G05425600C	818029
9T163B437AA	218263	F00125400	818027	F0392550X	834009	FZ2425400A	834007	G06325500	818028
A0003301585	835001	F00125400A	818027	F03925510B	834058	G00125500	834002	G06325500A	818028
A098J30755	830002	F00125400B	818027	F0392560XA	834009	G00125500A	834002	G06325600	818028
A100J20362	830001	F00125600A	818027	F0472560X	834009	G00125500B	834002	G06325600A	818028
A1683602372	835023	F00125600B	818027	F0652560X	818034	G00125500D	834002	G06425500	818029
A1683603172	835022	F00325400A	818027	F06625500	834009	G00125600	834002	G06425500A	818029
A1683603172	235037	F00325400B	818027	F06625500B	834009	G00125600A	834002	G06425600	818029
A1683603272	835023	F00325600A	818027	F06625500C	834009	G00125600B	834002	G06425600A	818029
A1683603372	235038	F00325600B	818027	F0662550X	834006	G00125600E	834002	G07225500	834019
A1683603472	835023	F00425500A	818032	F06922610B	834007	G00225500	834001	G07225600	834019
A1683604572	835023	F00525400	818027	F06922610C	818034	G00225500A	834001	G07225600B	834016
A1683700872	835005	F00525400A	818027	F06925400	834022	G00225500B	834001	G07425500	834016
A1683701572	835005	F00525400B	818027	F06925600	834022	G00225600	834001	G07425600	834016
A1683702172	835004	F00525400C	818027	F06925600B	834058	G00225600A	834001	G0752550X	834016
A1683702172	235037	F00525600A	818027	F0692560XC	818034	G00225600B	834001	G07525600	834016
A1683702272	835004	F00525600B	818027	F0722560X	834009	G00525500	834002	G0752560X	834016
A1693601572	899037	F00525600C	818027	F07922610	834006	G00525600	834002	G07622510	839123
A1693602972	635014	F00622610A	834003	F07922610A	834006	G00625500	834001	G07622610	839123
A1693602972	899037	F00625400	834003	F87A3K183B	618037	G00625600	834001	G07625500	839123
A1693603372	835022	F00625400A	834003	FA0922510A	818034	G01125500	834002	G07625600	839123
A1693604372	635014	F00625400B	834003	FA0922510B	834007	G01125600	834002	G07822610	839123
A1693604372	899037	F00625400C	834003	FA0922510C	834007	G01222510	834001	G56022510A	818035
A1693604472	899037	F00625400D	834018	FA143650XC	834009	G01225500A	834001	G56025500	818035
A4543301101	817048	F00625500	834003	FA3425400	818036	G01225500B	834001	G56025500A	818035
A6383340534	835007	F00625500E	834018	FA502540XA	834020	G01225600	834001	G56025600	818035
A6383340634	235002	F00625600	834003	FA502540XB	834020	G01225600C	834001	G56025600A	818035
A6383341734	235002	F00625600A	834003	FA502560XB	834020	G01325500	834004	G56422510A	818028
A6383342334	835002	F00625600B	834003	FA512550X	834123	G01325500A	834004	G56422610A	818028
A6383342334	235003	F00625600C	834003	FA512550XA	834123	G01325600	834004	G5642510A	818028
A9013300001	835034	F00625600F	834018	FA512550XB	834123	G01325600C	834004	G56425500	818028
A9013300001	635020	F00725600A	818027	FA512550XC	834123	G02122510A	834002	G56425500A	818029
A9013300001	899113	F01325400	834019	FA512560X	834123	G02125500	834002	G56425600	818028
B00122510A	818036	F01325600	834019	FA522550X	834020	G02125500A	834002	G56425600A	834012
B00225400	818030	F0152550X	834009	FA522560XB	834123	G02125600	834002	G5642560X	834012
B00225400A	818036	F0152560X	834009	FA522560XC	834123	G02125600A	834002	G56822510A	818035
B00225400B	818030	F01625500	834009	FA5822510	834026	G02125600C	834002	G56822510B	818035
B00225500	818030	F01625600	834009	FA5822510B	834026	G02225500	834001	G56822620	634032
B00225500B	818030	F01625600A	834009	FA582550X	834020	G02225500A	834001	G56825500	818035
B0022560	818030	F01725600D	834009	FA5922510	834008	G02225500B	834001	G56825500A	818035

COMPETITOR	GSP Ref.	COMPETITOR	GSP Ref.	COMPETITOR	GSP Ref.	COMPETITOR	GSP Ref.	COMPETITOR	GSP Ref.
OE		GD602560XA	834135	MB176866	809004	MB526547	809004	MB837697	839002
		GD602560XB	834135	MB176867	809004	MB526548	809004	MB837707	839009
G56825500B	818035	GF092550X	834110	MB176872	839054	MB526551	839014	MB837708	839009
G56825600	818035	GF092560X	834110	MB176874	639002	MB526553	839014	MB886260	839012
G56825600A	818035	GF092560XB	834110	MB178865	809004	MB526558	839011	MB886436	839009
G56825600B	818035	GF112560X	834110	MB196876	639005	MB526581	809004	MB886539	839011
G57022510A	818028	GG062550XD	834090	MB297148	809004	MB526582	809004	MB886540	839011
G57025500	834082	GG062560XE	834090	MB297185	824003	MB526583	824003	MB886761	839027
G57025500A	834082	GG082560XC	834090	MB297186	824003	MB526583	809001	MB896213	839079
G57025600A	818029	GG0922520C	634013	MB297189	824003	MB526613	839011	MB896214	839079
G57225500	818035	GG0922620C	699113	MB297341	809004	MB526614	839011	MB896315	839064
G5722550X	834145	GG092550XD	834121	MB297343	809004	MB526666	809002	MB896316	839064
G57225600	818035	GG092550XE	834121	MB297344	809004	MB526772	839015	MB896525	839019
G5722560X	834145	GG182560X	834090	MB297345	809004	MB526774	839015	MB896526	839019
G57622510A	818035	GG2725500E	834048	MB297346	809004	MB526829	809002	MB896742	839040
G57625500	818035	GG2825600C	834048	MB297347	809004	MB526829	839054	MB896744	839040
G57625600	818035	GG362550X	834090	MB297348	809004	MB526831	809003	MB896778	839016
GA0625500	834009	GP182550XA	834110	MB297353	809004	MB526853	809004	MB896787	839016
GA072550X	834009	GP202560X	834110	MB297372	809002	MB526854	809004	MB896788	839016
GA202550XB	834117	GR0125500	834012	MB297373	809002	MB526859	839011	MB896789	839016
GA202560XB	834117	GR012550X	834012	MB297375	839054	MB526860	809004	MB896789	839017
GA222550X	834117	GR0125600	834012	MB297376	839054	MB526865	809004	MB896790	839016
GA222560X	834117	GR012560X	834012	MB297377	839054	MB526866	809004	MB936148	839023
GA2325500A	834004	GR052550XE	834013	MB297385	839054	MB526867	839011	MB936359	839009
GA322550X	834118	GR052560XE	834013	MB297438	809003	MB526868	839011	MB936361	839064
GA322550XA	834118	GR252550XB	834015	MB297492	809002	MB526869	839011	MB936362	839064
GA322550XB	834118	GR252560XB	834015	MB297538	624003	MB526873	809004	MB936363	839016
GA322560X	834118	GR272550XB	834048	MB297661	809004	MB526892	639005	MB936365	839016
GA322560XA	834118	GR272560XB	834048	MB297662	809004	MB526897	809004	MB937996	839019
GA322560XB	834118	GR282550X	834048	MB297678	809003	MB526898	809004	MD0925500A	234019
GA4425500	834011	GR282560X	834048	MB297696	809003	MB526908	839036	MD1025500	834017
GCV1075	851006	GU0125500	834012	MB297699	809003	MB526909	839036	MD1025600	834017
GCV1076	851005	GU012550XA	834012	MB297818	839054	MB526911	839014	MD1325500A	834017
GCV1088	851003	GU012550XC	834012	MB297871	839036	MB526914	839009	MD1325600	834017
GCV1105	851009	GU0125600	834012	MB297872	839036	MB526972	839002	MD1525500A	834017
GCV1112	851001	GU012560XA	834012	MB297874	809004	MB526973	839002	MD1525600	834017
GCV1117	851001	GU012560XD	834012	MB297927	639002	MB526999	809004	MD192550X	827017
GCV1118	851018	GVC1053	823010	MB297991	839002	MB620034	839009	MD202560XB	827017
GCV1119	851004	GVC1069	823007	MB297992	839002	MB620055	639002	MD2525500A	834017
GCV1123	823002	JZW407450QX	261210	MB297999	809004	MB620170	824003	MD2525600A	834017
GCV1146	851007	K9A422510	827010	MB399348	639028	MB620178	839045	MN147042	839143
GCV1181	851011	KK16825400	227108	MB525577	809004	MB620251	839027	MN156219	839112
GCV1194	899151	KK16825600	227109	MB525577	839011	MB620325	839001	MN156271	839005
GD0125500	834051	KK33122510	818030	MB526063	809004	MB620326	839001	MN156275	839005
GD022550XA	834051	KK33122610	818030	MB526064	809004	MB620363	839010	MN156277	839005
GD022560X	834016	KK33125400	227042	MB526066	809004	MB620481	839015	MN156463	839143
GD022560XA	834016	KK33125400A	827005	MB526067	809004	MB620701	839025	MN156464	839143
GD022560XC	834016	KK33125600	827005	MB526112	824003	MB620702	839025	MN156487	839143
GD1522510	899042	KK33125600A	227040	MB526117	809004	MB620752	839015	MN156490	839143
GD1722510	834010	KK33325400	818030	MB526118	809004	MB620754	839012	MR110029	839021
GD1725500	834010	KK38822510	827016	MB526145	839027	MB620755	839015	MR110030	839021
GD172550XB	834072	KK38822610	827016	MB526270	839027	MB620756	839015	MR110031	839022
GD1922510	818035	KK38825400	827016	MB526271	839027	MB620758	839015	MR110032	839022
GD192550XA	834021	KK38825400A	227024	MB526272	839027	MB620770	809004	MR110091	839009
GD192560X	834013	KK38825600	827016	MB526350	809002	MB620807	839015	MR110120	839016
GD192560XA	834021	KS514K258AA	818099	MB526353	809002	MB620808	839015	MR110193	839007
GD212550X	834120	LMN180244	839112	MB526377	809002	MB620833	839027	MR110199	839016
GD212560X	834120	LMR580861	839112	MB526406	839026	MB620834	839027	MR110207	839016
GD2322510A	834008	M02525500A	834017	MB526437	839009	MB620899	839016	MR110208	839016
GD3622610	834084	M02525500B	834017	MB526438	839009	MB620900	839016	MR110402	839009
GD3622610	834135	M02525600A	834017	MB526443	809004	MB837166	639005	MR110406	839009
GD362560X	834135	M02525600B	834017	MB526444	809004	MB837184	839016	MR110763	839009
GD362560XA	834084	M07022510	834056	MB526453	809004	MB837195	839009	MR110883	839015
GD362560XA	834135	M07022510A	834056	MB526453	809002	MB837195	839016	MR110886	839015
GD362560XB	834084	M07025500C	834056	MB526454	809004	MB837262	839009	MR111061	839009
GD362560XB	834135	M07025500D	834056	MB526454	809002	MB837263	839009	MR111365	839021
GD3822510A	834084	M07025600A	834056	MB526455	839054	MB837264	839009	MR111366	839021
GD3822610	834135	M07025600B	834056	MB526456	839054	MB837265	839009	MR111367	839022
GD382550XA	834084	MB160653	839001	MB526464	809002	MB837399	839023	MR111368	839022
GD4022510	899273	MB160654	839001	MB526464	839054	MB837400	839023	MR111854	839019
GD4022510A	899273	MB176160	809004	MB526473	809003	MB837426	839016	MR111856	839020
GD402550XA	899273	MB176161	809004	MB526490	809004	MB837433	839009	MR165842	839009
GD402550XA	299064	MB176463	809004	MB526490	824003	MB837434	839009	MR176551	839021
GD402560XA	899273	MB176464	809004	MB526531	809004	MB837517	839009	MR176553	839022
GD402560XA	234039	MB176864	809004	MB526533	809002	MB837600	839009	MR176639	839016
GD602560X	834135	MB176865	809004	MB526544	839014	MB837642	839009	MR176640	839016

COMPETITOR	GSP Ref.	COMPETITOR	GSP Ref.	COMPETITOR	GSP Ref.	COMPETITOR	GSP Ref.	COMPETITOR	GSP Ref.
OE		MR581309	839143	TFB000060	851008				
		MR582021	817048	TFB000070	823002				
MR196757	839150	MR910297	839024	TFB000090	851003				
MR196758	839150	MR910890	839102	TFB000110	851004				
MR196868	839016	MR912134	839084	TFB000140	851007				
MR196869	839016	MR912135	839084	XS463B418DA	618022				
MR196872	839016	MR912136	839084	XS4C3B413AA	818003				
MR196876	639005	MR936359	839009	XS4C3B413BA	818013				
MR222050	839120	MR953583	839114	XS4C3B413BA	818013				
MR222051	839120	MR953584	839114	XS4C3B418EB	618044				
MR222052	839149	MR980747	817048	XS4C3C092BA	618045				
MR222053	839149	OK20225400	827001	XS4W3B436BB	218102				
MR222960	839121	OK20225600	827001	XS4W3B436DB	218046				
MR222961	839121	OK2A125400	827006	XS4W3B437BC	218101				
MR222962	839119	OK2A125600	827006	XS4W3B437DB	218042				
MR222963	839119	OK2N225400	827004	XS614K258BA	818014				
MR222964	839121	OK2N225600	827004	YM213B436AD	299120				
MR222965	839121	OK2N42540X	827004	YM213B437AB	203023				
MR222966	839119	OK2N42560X	827004	YM213B437AC	203023				
MR222967	839119	P0595T	210044	YM213B473BC	203022				
MR232727	839017	P0596T	210010	ZBA407311	803038				
MR263884	839021	P4808883	208024	ZBA407331	618019				
MR263886	839022	P96273570	812028	ZBC407331	603008				
MR276445	639023	00003233V00600000	299191	ZBC407331A	618019				
MR276859	839027	00003233V00700000	299191						
MR276860	839027	00003233V00900000	299191						
MR276870	839018	00003233V01000000	299191						
MR276870	239006	00003233V01100000	299191						
MR276871	839018	00003234V00600000	299190						
MR276871	239007	00003234V00700000	299190						
MR331245	639023	00003234V00900000	299190						
MR336527	839136	00003234V01000000	299190						
MR336528	839136	00003234V01100000	299190						
MR367165	839136	R92AX3219DA	218039						
MR367166	839136	R92AX3220DA	218040						
MR377293	839098	R93BG3B436AAE	218006						
MR377294	839098	R93BG3B436ABD	218004						
MR377295	839007	R93BG3B436ABE	218004						
MR377575	839021	R93BG3B436AE	218005						
MR377576	839021	R93BG3B436BD	218003						
MR377713	839102	R93BG3B436BE	218003						
MR377715	839102	R93BG3B437AAE	218002						
MR399351	639028	R93BG3B437ABD	218002						
MR453383	839124	R93BG3B437ABE	218002						
MR453384	839124	R93BG3B437AE	218016						
MR498969	839143	R93BG3B437BD	218001						
MR498974	839143	R93BG3B437BE	218001						
MR515191	839136	R94FX3220BA	218007						
MR515192	839136	R98BX3C242AA	818011						
MR528565	839141	R98FX3C242BA	818004						
MR528566	839141	R98FX3C242FA	818017						
MR528569	839114	R98VW3C242AA	818026						
MR528570	839114	REN770209643	899076						
MR528640	839006	RM3M513B436DAD	818230						
MR528643	839028	RR176553G	839022						
MR553009	839142	RR276871G	839018						
MR553010	839142	RR580553G	839008						
MR567001	839059	RTC5843	830002						
MR567002	839059	RTC6811	830003						
MR567003	839141	RTC6862	851016						
MR567004	839141	SE022141915	817005						
MR580213	839143	SE025141514B	804001						
MR580375	839059	SE138141915A	817005						
MR580376	839059	STC3046	830003						
MR580449	839134	STC3051	830004						
MR580450	839134	STC3204	830006						
MR580470	839143	TDB000360	251009						
MR580553	839008	TDB104020	251002						
MR580554	839008	TDB104030	251003						
MR580561	839004	TDJ000010	830004						
MR580562	839004	TDJ10016	851005						
MR580733	839124	TDJ100470	851020						
MR580734	839124	TDJ100580	851011						
MR580849	839143	TDJ100590	899151						
MR580850	839143	TDJ500040	830012						
MR580851	839143	TDR100790	899211						

GSP Ref.	MAKE	ADAPTABLE TO OE	GKN	SPIDAN	METELLI	PAGE
201003	HONDA					180
201004	HONDA					180
201006	HONDA					180
201013	HONDA	44306SH3960/44306SH3961/ 44306SH3A00/44306SH3A01/ 44306SH3G00/44306SH3G01				185,186,187
201015	HONDA					180
201016	ACURA					1
201017	HONDA					192
201018	HONDA					192
201019	ACURA					1
201020	HONDA/ROVER		301429		17-0337	189,190,398,399,401
201022	ACURA/HONDA					1,185
201025	HONDA					184
201026	HONDA					180
201027	HONDA					180
201028	HONDA					180
201029	HONDA					194
201035	HONDA					184
201036	HONDA					192
201052	ACURA					1
202001	ALFA ROMEO	46307345	303530	21576	17-0504	3
202002	ALFA ROMEO	46307346/60651295	303531	21577	17-0507	3
202003	ALFA ROMEO/LANCIA	46308025/46308071	303532	21578		214,3
202004	ALFA ROMEO/LANCIA	46308026/46308072/60802019	303533	21579		214,3
203001	AUDI/SKODA/ VOLKSWAGEN	8D0407272AQ/8D0407452AV/8D0407452AX	301222	22684	17-0200	28,34,431,529, 530,535,536,537
203002	AUDI/VOLKSWAGEN	8D0407271AP/8D0407271BA/8D0407271DL/ 8D0407451V/8D0407451X	301218	22683	17-0197	27,28,34,35,529, 530,535,536
203003	AUDI	895407271D/8A0407271AE/8A0407271H/ 8A0407271J	301258	22538	17-0181	16,17,18,19,20, 21,22,48
203004	AUDI/SEAT/SKODA/ VOLKSWAGEN	1J0407272/1J0407272AG/1J0407272AH/ 1J0407272AT/1J0407272C/1J0407272JK/ 1J0407452V/1J0407452X	303162	21021	17-0211/17-0448	23,416,419,426, 427,496,497,498, 499,511,512, 513,514,525
203005	AUDI/SKODA/ VOLKSWAGEN	8D0407271AQ/8D0407451AV/8D0407451AX	301219	22685	17-0199	28,34,431,529, 530,535,536,537
203006	AUDI/SEAT/SKODA/ VOLKSWAGEN	1J0407271AF/1J0407271AP/ 1J0407271AQ/1J0407271FN/1J0407271H/ 1J0407271JD/1J0407451AX/1J0407451QX	303161	21020	17-0358/17-0447	23,416,419,426, 427,496,497,498, 509,511,513,525
203007	AUDI/SKODA/ VOLKSWAGEN	8D0407272AN/8D0407272BJ/8D0407272CL/ 8D0407272DJ/8D0407272DP/8D0407452BV/ 8D0407452BX/8D0407452FX	301223	22688	17-0202	28,35,431,529, 530,536,537
203008	AUDI/SKODA/ VOLKSWAGEN	3B0407271N/8D0407271AJ/8D0407271BB/ 8D0407271DT/8D0407271EH/8D0407451CV/ 8D0407451CX/8D0407451LX/8D0407453EV	301288	22687	17-0603	28,29,35,431, 529,530,536,537
203009	AUDI					27
203010	AUDI					27
203012	AUDI/VOLKSWAGEN	8D0407271AC/8D0407271BE/8D0407271DK/ 8D0407271DM/8D0407417H/8D0407451DV/ 8D0407451DX	301209	22679	17-0689	27,28,34,35,529, 530,535,536,537
203015	AUDI	8D0407271AL/8D0407271BC/8D0407271ED	301290			29,35
203019	AUDI	4B0407271AP/4B0407271F	303314	21173		42,43,45,46
203020	AUDI	4B0407272AP/4B0407272F/4B0407418E	303315	21174	17-0692	42,43,45,46
203022	FORD/SEAT/ VOLKSWAGEN	7M307271Q/7M3407271A/7M3407271E/ 7M3407271Q/7M3407271QX/7M3407451V/ 7M3407451X/YM213B473BC	303922	22253	17-0546	160,161,405, 406,546,547
203023	FORD/SEAT/ VOLKSWAGEN	1125045/1233602/7M0407451A/ 7M3407271/7M3407271F/7M3407271M/ 7M3407271N/7M3407271P/7M3407271PX/ 7M3407451A/7M3407451AV/7M3407451AX/ 7M3407451BV/7M3407451BX/7M3407761/ 7M3407761X/YM213B437AB/YM213B437AC	303592	20579	17-0547	160,161,405,406, 407,546,547,548
203024	FORD/SEAT/VOLKSWAGEN					160,405,546
203025	AUDI					41
203026	AUDI					41
203027	FORD/SEAT/VOLKSWAGEN					160,405,546
203028	AUDI					8
203029	AUDI					27
203030	AUDI					27
203044	AUDI	895407272F/8A0407272AT	301260			18,19,20,21,22,48
203046	AUDI/SEAT/SKODA/ VOLKSWAGEN	1J0407272AP/1J0407272BL/1J0407272BM/ 1J0407272DA/1J0407272F/1J0407452BX/ 1J0407452EX	303154/303156	21013/21015	17-0208/17-0446	23,415,416,418, 425,426,427,496, 498,510,511,512,513

GSP Ref.	MAKE	ADAPTABLE TO OE	GKN	SPIDAN	METELLI	PAGE
203048	AUDI	8D0407271BP/8D0407272AL/8D0407272BC/ 8D0407272ED	301289	22676		29,35
203050	AUDI	4A0407272BD	301307	22589	17-0205	11,14,41,44
203051	AUDI	4A0407272BH	301313	22590	17-0206	11,14,41,44
203052	AUDI	8E0407271AA/8E0407271BE/8E0407271BF/ 8E0407271T/8E0407451HX/8E0407451NX/ 8E0407451PX	304617	24301	17-0940	29,30,31,32,33, 36,37,38
203054	AUDI					27
203057	AUDI	8E0407271S/8E0407451GX	304291	23628	17-0693	29,30,31,32,33,36,37
203058	AUDI	8E0407272S/8E0407452GX	304292	23629	17-0694	29,30,31,32,33,36,37
203059	AUDI	893407271L	301247	22502		16,17,18,19,20, 21,22,48
203060	AUDI	4A0407271BS/4A0407271DG/4A0407451X	301320	22619		11,14,41,42,44
203061	AUDI	4A0407272BS/4A0407272DG/4A0407452X/ 701407271CX	301321	22618		11,14,41,42,44
203063	MERCEDES BENZ/SEAT/SKODA/ VOLKSWAGEN	6Q0407271AK/6Q0407271AL/6Q0407271AS/ 6Q0407271AT/6Q0407271BC/6Q0407451DX/ 6Q0407451EV/6Q0407451EX/6Q0407451X/ 6QE407271G	304443	24096	17-0611	239,410,411,414, 419,420,421,422, 430,503,542,543
203064	FORD/SEAT/VOLKSWAGEN					160,405,546
203246	VOLKSWAGEN	7H0407272AJ/7H0407272BC/7H0407272BK/ 7H0407272CH/7H0407272S/7H0407452NV/ 7H0407452NX/7H0407452SX/7H0407452TX/ 7H0407452V/7H0407452X	304500	24153		523,524,552,553, 559,560,561
203265	AUDI/SEAT/SKODA/ VOLKSWAGEN	1K0407271ES/1K0407271HM/1K0407453BX/ 1K0407761HX	304764	24491		24,26,407,408, 409,417,419,428, 430,431,432,515, 517,519,531, 538,545,549
203266	AUDI/SEAT/SKODA/ VOLKSWAGEN	1K0407452TX	304767	24494		24,25,26,27,409, 429,430,431,432, 500,501,502,516, 517,518,519,520, 527,532,534,538,539
203294	AUDI/SEAT/SKODA/ VOLKSWAGEN	1K0407271AT/1K0407271CP/1K0407451CX/ 1K0407451FX	304746/304758	24473/24485		23,24,25,26,407, 408,416,419,428,429, 430,431,432,515,516, 517,518,519,520,522, 531,538,549,550
203295	AUDI/SEAT/SKODA/ VOLKSWAGEN	1K0407271BJ/1K0407271BN/1K0407271EE/ 1K0407451DX/1K0407451TX	304748	24475	17-0761	24,25,26,27,407, 408,409,416,417, 419,428,429,430,431, 432,500,501,502,515, 516,517,518,519,520, 523,527,531,532, 533,534,538,539, 545,549,550
203313	AUDI/SEAT/SKODA/ VOLKSWAGEN	1K0407272EN/1K0407272RB/1K0407454DX/ 1K0407764LX	304752	24479		24,25,26,407,408, 409,416,417,419,428, 429,430,431,501,502, 515,517,518,519,523, 527,531,532,534, 537,538,545,549,550
203316	AUDI	8R0407271/8R0407271B/8R0407271BX	305067	24795		49
203317	AUDI	8R0407271A/8R0407271C	305068	24796		43,46,47,49
203318	AUDI/SKODA/ VOLKSWAGEN	1K0407271BD/1K0407451RX	304757	24484		23,25,427,428, 514,515,516
203319	AUDI/SKODA/ VOLKSWAGEN	1K0407271DH/1K0407451BX/1K0407451MX	304761	24488		23,25,427,428,515, 516,522,523
203320	AUDI/SEAT/SKODA/ VOLKSWAGEN					23,25,407,408,416, 419,427,428,514,515, 516,518,519,520,522
203321	AUDI	8K0407271S/8K0407451EX	304926	24655		34,39,40
205001	BMW	33211226047/33211226720	300681	20541		57,58
205002	BMW	33211227032/33211227597/33211227606/ 33211229392/33211229587	300645	21998	17-0214	52,53,56
205003	BMW	33211225940/33211225941/33211226330/ 33211226336/33211226861/33211226900	300695	23568		52,56

GSP Ref.	MAKE	ADAPTABLE TO OE	GKN	SPIDAN	METELLI	PAGE
205004	BMW	33211225942/33211225943/33211226860/ 33211226901	300693	23564		52,56
205005	BMW					56
205007	BMW	33211226904/33211226905/33211227404/ 33211227585/33211227591	300694	22000		53,56
205013	BMW					56
205014	BMW	33211227172			17-0212	52,53,56
205017	BMW	33211229588	304622	24306	17-0698	53,54,55,56,57
205018	BMW	31607505004/31607505006/31607561342/ 31607565314	304496	24149	17-0925	59
205021	BMW	33201229141/33201229374/33211229420/ 33211229432			17-0216	58
205022	BMW	33217547073/33217547075	304477/304480	24130/24133		51,54,55
205023	BMW	33217547074/33217547076	304478/304479	24131/24132		51,54,55
205029	BMW	31607505005/31607561341/31607565313	304495	24148	17-0924	59
205032	BMW	33217547070	304469	24122		51,54,55
205033	BMW	33217547072	304471	24124		51
205034	BMW	33217547071	304472	24125		51
205036	BMW	33217561792	304481	24134		51
205038	BMW	33207561796/33207580945/33217553560/ 33217553564	304473/304475/ 304483	24126/24128/ 24136		51,54,55,57
205039	BMW	33207561795/33207580946/33217553559/ 33217553563/33217561783	304474/304476/ 304484/305046	24127/24129/ 24137/24774		51,54,55,57
205040	BMW	33217547069	304470	24123		51,54,55
205042	BMW	33211229592/33211229708	304682	24370	17-0915	53,54,55,56,57,60
205047	BMW	31607502731/31607505199	304620	24304		54,57
205048	BMW	31607502731/31607505200	304621	24305		54,57
205049	BMW		304497	24150		59
205050	BMW	33207500914/33207500915	304498	24151		59
205051	BMW	33211229591/33211229707	304740	24467	17-0914	53,54,55,56,57,60
205062	BMW	31217540115/33207537607/33217540115	304673	24361		58,59
205074	BMW	31217540116/33207524044/33207537608/ 33217529914/33217540116	304664/304674	24352/24362		58,59
205078	BMW	31607524046/31607529202	304668	24356		58,59
205079	BMW	33217561790	305047	24775		51,54,55,57
208010	OPEL					314
208011	OPEL					314
208012	CHEVROLET/DAEWOO	96485019				104,61
208013	CHEVROLET/DAEWOO	96485020				104,61
208016	CHEVROLET/TOYOTA	4342020112				458,460,62
208017	CHEVROLET/HOLDEN/TOYOTA					180,454,458,460,62
208019	DAEWOO					105
208024	CHRYSLER	04641855AE/04641883AD/4641975/ 4641981/4641981K/4660487/4808125/ 4808135/4808873/4808883/4808883J/ 4808965/4808971/4808971K/P4808883	302817/302819/ 302821	20140/20142/ 20144		66,67
208034	ISUZU					203
208035	ISUZU					203
208059	DAEWOO	96257822			17-0529	105
208071	CHEVROLET	96238259				61
208072	CHEVROLET	96238258				61
208080	CHEVROLET					62
208081	CHEVROLET					62
209002	CHRYSLER	4511435/4511443/4511445/ 4641528/4641672	302823/302825	20146/20148		66
209004	CHRYSLER/DODGE/ PLYMOUTH					113,356,66
209005	CHRYSLER TRUCK/ DODGE TRUCK/ PLYMOUTH TRUCK					114,356,67
209013	CHRYSLER/DODGE/EAGLE					114,63
209028	CHRYSLER	4511436/4511438/4511448	302824/302826	20147/20149		66
209039	CHRYSLER	4808568L/4808578/ 4808578L/4808580K	302818/302820/ 302822	20141/20143/ 20145		66,67
209048	CHRYSLER					65
209049	CHRYSLER					65
210001	CITROEN	3272ES/3272ET	303467	22115	17-0708	74,79
210002	CITROEN	3273ES/3273ET	303468	22116	17-0709	74
210003	CITROEN	327000/32735J/327368/3273C8/ 95601867/95601887/95624995/ 95648548/96033369/96042942	301906	20607	17-0005	67,68
210004	CITROEN	327307/327387/3273Y2/3273Y3/ 95669014/96072989	301929	20654	17-0011	100
210005	CITROEN	95601868/95624994/95648547/ 96033355/96042941	301905	20606	17-0004	67,68

GSP Ref.	MAKE	ADAPTABLE TO OE	GKN	SPIDAN	METELLI	PAGE
210007	CITROEN/PEUGEOT	327220/327265/32735Q/32735R/ 327364/327365/327369/327389/ 3273G2/3273L9/3273R6/3273Y0/ 95591074/95619482/95654731	301921	21616	17-0007	72,73,92,318, 319,320
210008	CITROEN/PEUGEOT	327356/32735C/3273C8/3273E2	301926	20650	17-0061/17-0081	67,90,316,317
210009	CITROEN/PEUGEOT	32723J/327250/327254/ 32728J/3272W5	301925	20649	17-0060/17-0080	67,90,316,317
210010	CITROEN/PEUGEOT	3272R3/95644403/96021730/P0596T	301803	21638	17-0019	72,73,318,319
210012	CITROEN/FIAT/PEUGEOT	32722L/32735X/3273V7/3273W0	303057	20955	17-0141	79,80,92,141,142, 147,342,351,352
210013	CITROEN/FIAT/PEUGEOT	9617303480	303513	21644	17-0083	74,131,132,133, 134,144,353,354
210014	CITROEN/FIAT/LANCIA/ PEUGEOT	327306/327315/32735Y/32737E/ 3273S1/3273S2/9617408288/ 9626084088	303061	20959	17-0145	79,80,92,141, 142,147,148,216, 342,351,352
210015	CITROEN/PEUGEOT	32730W/32730X/32736A/3273X	302919	23353	17-0133	68,69,354,355
210016	CITROEN/FIAT/LANCIA/ PEUGEOT	3272K7/3272K8/3272L0/ 3272V0/9626083988	303060	20958	17-0144	79,80,92,141, 142,147,148,216, 342,351,352
210017	CITROEN	32732Y/32732Z	303238	21116	17-0157	97,98,99
210018	CITROEN	32721F	303241	21122	17-0217	96,97,98
210019	CITROEN	32731C/32733Z/32734H/32734J/32736H	303242	21123	17-0218	96,97,98,99
210020	CITROEN/PEUGEOT	00003272X3/24969905/32727J/ 3272G1/3272T9/3272X4	302928	21697	17-0146	91,316,317
210021	CITROEN	32726F/32727F/32728F/72728L	303247	21128		97,99
210022	CITROEN/PEUGEOT	3272A1	302420	21673		102,318,319,320
210023	CITROEN/PEUGEOT	32730R/32730S/32730T/32736K/ 32737W/32739Z/3273AA/3273K2/ 3273K3/72737X/96031845/96091416/ 96167304/96171875/96173636	302441/303251	20670/21132	17-0137/17-0642	68,69,70,96,97,98, 99,100,101,102, 354,355,356
210024	CITROEN	3273K4/95602241/95606797/ 95619480/96009410	301508	20627		70,71,72
210025	CITROEN/PEUGEOT	3272A4/3272A6/96091415/ 96167303/96171874/96173637	302440	20669	17-0136	68,69,70,100,101, 102,354,355,356
210026	CITROEN/PEUGEOT	32725L/32726Y/3272Y6/ 3272Y7/3272Y8	302918/303243	21124/23352	17-0132	68,69,97,99,354,355
210027	CITROEN	32730V/32736A	303244	21125	17-0521	97,99
210030	CITROEN	3272EN/3272EP/3272FW	303463	22111	17-0415	73,74,75
210031	CITROEN	3273EA/3273EN/3273EP	303464	22112	17-0416	73,74,75
210032	CITROEN/FIAT/PEUGEOT	1478552080/1487936088/1491244080/ 327309/327310/327313/32735V/ 32735W/3273CN/3273NC/3273R2/ 3273R3/3273ZZ	303053	20951	17-0161	81,82,83,84,85,86, 87,88,89,120,121, 122,123,124,125, 126,127,128,129,130, 343,344,345,346,347, 348,349,350,351
210033	CITROEN/FIAT/PEUGEOT	1478551080/1487937088/32729K/ 3272CN/3272J7/3272J8/3272NF/ 3272V3/3272V4/3272V5	303052	20950	17-0160	81,82,83,84,85,86,87, 88,89,120,121,122, 123,124,125,126,127, 128,129,130,343,344, 345,346,347,348,349, 350,351
210034	CITROEN/FIAT/PEUGEOT	327248/32727N/327285/3272F9/ 327360/327477/95555116/9559529280/ 95606803/9607411180/9607411480/ 9617303280/96184031	301924	21648	17-0082	74,132,133,134, 144,353,354
210035	CITROEN/FIAT/PEUGEOT	1463107080/1491239080/32727K/3272CK/ 3272CL/3272J1/3272J5/3272J6	303048	20946	17-0086	81,82,83,84,85,86, 87,88,89,120,121,122, 123,124,125,126,127, 128,129,130,343,344, 345,346,347,348, 349,350,351
210036	CITROEN/FIAT/PEUGEOT	1463108080/1491240080/32735T/ 3273CK/3273Q6/3273R0/3273R1	303049	20947	17-0087	81,82,83,84,85, 86,87,88,89,120,121, 122,123,124,125,126, 127,128,129,130,343, 344,345,346,347,348, 349,350,351

GSP Ref.	MAKE	ADAPTABLE TO OE	GKN	SPIDAN	METELLI	PAGE
210037	CITROEN/FIAT/PEUGEOT	1463105080/32726K/3272CH/ 3272J0/3272J3/3272J4	303044	20942	17-0084	81,82,83,84,85,86, 87,88,89,120,121,122, 123,124,125,126,127, 128,129,130,343,344, 345,346,347,348, 349,350,351
210038	CITROEN/PEUGEOT	327255/9566694077/9566694087	301932	20655	17-0130	67,68,90,91,316,317
210039	CITROEN/PEUGEOT	327200/327220/32724K/327276/ 3272K2/3272R5/327366/327367/ 95591073/95619481/95654730	301920	21615	17-0006	72,73,92,318,319,320
210040	CITROEN	327218/32722Z/3272R7/3272R8/ 3272V1/95669013/96072988	301930/303237	20653/21115	17-0010/17-0156	97,98,99,100
210042	CITROEN/PEUGEOT	32735L/3273E3/95666941/9566694187	301931	20656		67,68,90,91,316,317
210043	CITROEN/PEUGEOT	32726E/32727E/32727G/3272CQ/9630767080	303199/303239	21036/21119	17-0379	96,97,98,99,321,322
210044	CITROEN/PEUGEOT	32735P/327387/3273X8/95644404/ 96021731/P0595T	301804	21637	17-0020	72,73,318,319
210045	CITROEN/PEUGEOT					90,315
210046	CITROEN					91
210048	CITROEN/PEUGEOT	32728Q/32729Q	303349	21343	17-0486	91,317,318
210049	CITROEN/PEUGEOT	32737Q/32737R	303350	21344	17-0487	91,317,318
210050	CITROEN/CITROEN LCV/PEUGEOT/					70,102,355,356
210051	CITROEN					96,100
210052	CITROEN/FIAT/PEUGEOT	3272L9/3272M0/9619947588	303054	20952	17-0138	79,80,92,141,142, 147,342,351,352
210057	CITROEN/FIAT/LANCIA	1481449080/32735Z	303680	22870	17-0673	80,141,142,147,216
210063	PEUGEOT					320
210065	PEUGEOT					332
210066	CITROEN/FIAT/PEUGEOT	1491244080/1495546080/ 1496137080/3273Q7	303051	20949	17-0159	81,82,83,84,85,86, 87,88,89,120,121,122, 123,124,125,126,127, 128,129,130,343,344, 345,346,347,348, 349,350,351
210067	CITROEN/FIAT/PEUGEOT	1495545080/3272J2	303050	20948	17-0158	81,82,83,84,85,86, 87,88,89,120,121,122, 123,124,125,126,127, 128,129,130,343,344, 345,346,347,348, 349,350,351
210068	CITROEN/FIAT/PEUGEOT	327360/327362/32736R/3273C7/ 3273H1/327478/95555117/9555511780/ 9559529480/95606804/96184033	301923	21647		74,131,132,133, 134,144,353,354
210069	CITROEN/FIAT/PEUGEOT	1463106080/1491236080/32735S/ 95569340/9617303380	303043	20941		81,82,83,84,85,86, 87,88,89,120,121,122, 123,124,125,126,127, 128,129,130,343,344, 345,346,347,348, 349,350,351
210070	CITROEN/PEUGEOT	32736P/3273T6	304009	20688	17-0701	95,96,340,341
210071	CITROEN/PEUGEOT	32725N/3272N0/95644260/96145818			17-0700	95,96,340,341
210072	CITROEN/FIAT/LANCIA/ PEUGEOT	3272V0/9617408188	303058	20956	17-0142	79,80,81,92,141, 142,147,148,216, 342,351,352
210078	CITROEN/CITROEN UTILIT AIRES/					68,102,354
210080	CITROEN UTILIT AIRES/ PEUGEOT					102,354
210082	CITROEN/FIAT/PEUGEOT	32721L/3272L1/3272P5	303056	20954	17-0140	79,80,92,141,142, 147,342,351,352
210083	CITROEN/PEUGEOT					94,95,340,341
210084	CITROEN/PEUGEOT					94,95,340,341
210085	CITROEN/PEUGEOT	32730H/32730K/32735K/327363/ 3273C9/3273E4/95666909/96048667/ 96095216	301927	20652	17-0015	67,68,90,316,317
210087	CITROEN/PEUGEOT					72,73,92,318, 319,320

GSP Ref.	MAKE	ADAPTABLE TO OE	GKN	SPIDAN	METELLI	PAGE
210090	CITROEN/PEUGEOT	3272A9/96171856/96173635	301934	20661	17-0078	68,69,70,100, 101,354,355
210093	CITROEN/PEUGEOT					67,315
210094	CITROEN/PEUGEOT					67,315
210102	CITROEN/FIAT/PEUGEOT	32727K/3272J5	303046	20944		81,82,83,84,85,86, 87,88,89,120,121, 122,123,124,125,126, 127,128,129,130,343, 344,345,346,347, 348,349,350,351
210103	CITROEN/FIAT/PEUGEOT	1495542080	303047	20945	17-0816	81,82,83,84,85,86, 87,88,89,120,121,122, 123,124,125,126,127, 128,129,130,343,344, 345,346,347,348,349, 350,351
210104	CITROEN/FIAT/PEUGEOT	32735S/3273CH/3273CJ/ 3273Q5/3273Q8/3273Q9	303045	20943	17-0085	81,82,83,84,85,86, 87,88,89,120,121,122, 123,124,125,126,127, 128,129,130,343,344, 345,346,347,348, 349,350,351
210105	CITROEN/FIAT/PEUGEOT	32726K/3272J3/3272J4	303042	20940		81,82,83,84,85,86, 87,88,89,120,121,122, 123,124,125,126,127, 128,129,130,343,344, 345,346,347,348,349, 350,351
210106	PEUGEOT					340,341
210107	PEUGEOT					340,341
210113	CITROEN/PEUGEOT	327238/327239/32723N/327290/ 3272J9/95644258/9614188080	302436	20657	17-0175	94,95,96,340,341
210114	CITROEN/PEUGEOT	32736N/3273A9/3273C0/3273H4/ 3273H8/95643956/9614188180	302437	20658	17-0174	94,95,96,340,341
210117	CITROEN/PEUGEOT	32722N/3272A8/3272C0/327317/ 327318/327482/327483/95602238/ 95606796/96171858/96177248	301791/301793	21620/21622	17-0023	71,72,100,101,324
210118	CITROEN/PEUGEOT	327304/3273Y4	302917	23351	17-0104	91,316,317
210119	CITROEN/PEUGEOT					91,316
210120	CITROEN/FIAT/PEUGEOT	32735X/3273T3/3273T4/9619947688	303055	20953	17-0139	79,80,92,141, 142,147,342, 351,352
210121	CITROEN	32721V/32721W/3272EH/3272NT	303579	21967		77,78
210124	PEUGEOT	3273HF/3273HG	304571	24251		315
210125	PEUGEOT	3272HP/3272HQ	304570	24250		315
210128	CITROEN/PEUGEOT	32721N/32726W/32727W/32728R/ 32729R/3272Y3/3272Y4/3272Y5	303250	21131		70,96,97,98,99, 100,355
210130	CITROEN/PEUGEOT	327453/327455/327459/327461/ 3274C4/7910028946/95582409/95603330	301918	21605		72,73,81,92,315
210131	CITROEN/PEUGEOT	32721S/32722S/32728S/ 3272FP/3272FQ/3272Z7/3272Z8	303253	21134	17-0641	69,70,97,98,99, 100,355,356
210136	PEUGEOT					320
210137	PEUGEOT	32730M/32730P			17-0388	320
210138	CITROEN/PEUGEOT	32721T/32726Q	303351	21345		91,317
210139	CITROEN	32738J/32738K/32738P/3273EJ	303582	21970	17-0330	77,78
210140	CITROEN	32738L/32738N/3273EH/3273NY	303580	21968		77,78
210141	CITROEN	32722V/32728T/32729T/3272EJ	303581	21969	17-0329	77,78
210142	CITROEN/PEUGEOT	32726T/32727T	303578	21966		77,78,323
210143	CITROEN/PEUGEOT	32738G/32738H	303577	21965		77,78,323
210144	CITROEN/PEUGEOT	3273EQ/3273ER/3273HH/3273SG	303466	22114		73,74,75,315
210146	CITROEN/PEUGEOT	3272EQ/3272ER/3272HR/3272RT	303465	22113		73,74,315
210147	CITROEN	3272EX/3272EY/9641777180	303469	22117	17-0706	73,74,75
210150	CITROEN					100
210152	CITROEN/PEUGEOT	32737K/32737L	303348	21342	17-0489	91,317,318
210153	PEUGEOT					337
210155	CITROEN/FIAT/LANCIA/ PEUGEOT	3273S2/3273S4	303059	20957	17-0143	79,80,92,141,142, 147,148,216,342, 351,352
210156	CITROEN/PEUGEOT	32737F/32737G	303344	21338	17-0493	90,91,316,317
210157	CITROEN/PEUGEOT	32724Q/32725Q	303347	21341	17-0488	91,317,318
210159	CITROEN/PEUGEOT	3272T8	302916	23350	17-0103	91,316,317

GSP Ref.	MAKE	ADAPTABLE TO OE	GKN	SPIDAN	METELLI	PAGE
210161	CITROEN/PEUGEOT	32721Q/32729P	303343	21337	17-0492	90,91,316,317
210162	PEUGEOT	32725P/32726P	303493	21960	17-0736	336,337,338,339
210163	CITROEN/PEUGEOT	32720J	303252	21133		69,70,97,98,99, 100,355,356
210164	CITROEN/PEUGEOT	32721K/327251/327256/32729J/ 3272V2/3272W8/95666908/95666940/ 96048666/96095217/96666908	301928	20651	17-0014	67,68,90,91,316,317
210165	CITROEN/PEUGEOT	32720H/32729L/3272Y2	303248	21129		96,97,98,99,355
210167	CITROEN/PEUGEOT	32730Q/32731K/32736J/3273K5/ 3273K7/96049018/96171857	301933/302877/ 303249	20662/20672/ 21130	17-0079	68,69,70,96,97,98, 99,100,101,354,355, 356
210174	CITROEN/PEUGEOT	24969815/327305/32730E/ 32730F/32735H/3273N7	302929	21698	17-0147	91,316,317
210177	PEUGEOT	327371/3273J1	301830	21666	17-0022	318,319,320
210181	CITROEN	3272EV/3272EW	303471	22119		73,75
210184	CITROEN					93
210185	CITROEN					93
210186	CITROEN/PEUGEOT	000032730A/32730J/32735F/4246Y5/4246Y9				67,68,90,91,316,317
210187	CITROEN	3272Z2			17-0134	68,69
210188	CITROEN				17-0135	68,69
210189	CITROEN	3272G9/3272Q5/3272Q6/3272Q7/3272R0	302884/302939	20631/20679	17-0154/17-0516	93,94
210190	CITROEN/PEUGEOT	3273A6/3273C1/3273C6/3273H5/ 95643952/96145819			17-0176	95,96,340,341
210191	CITROEN/PEUGEOT	327235/327240/327260/327287			17-0177	95,96,340,341
210192	CITROEN	32724T/32725T	303576	21964		77,78
210193	CITROEN	96171873	302879	20674		97,98,100,102
210195	CITROEN	3273P3	302881	20676		93
210196	CITROEN	3272G7	302882	20677	17-0152	93
210202	CITROEN	3273W8/3273W9/3273X3	302940	20632	17-0151	93,94
210203	CITROEN	32734S	303240	21120		96,97,98,99
210204	CITROEN	32729G	303245	21126	17-0520	96,97,99,100
210205	CITROEN	32732Q/32733K/32734T/32736G	303246	21127		97,99
210206	CITROEN	3273EV/3273EW	303472	22120		73,75
210207	CITROEN	32726V/32727V/3272EK	303583	21971		77,78
210208	CITROEN	32738T/32738V/3273EK	303584	21972		77,78
210225	CITROEN	96171871	302878	20673	17-0519	96,97,98,99, 100,102
210226	CITROEN				17-0523	69,70
210227	CITROEN				17-0524	69,70
210231	CITROEN/PEUGEOT/TOYOTA	3273JR	304785	24512	17-0921	72,318,448
210232	CITROEN/PEUGEOT/TOYOTA	3272JY	304784	24511	17-0920	72,318,448
210241	CITROEN	3272FR/3272FS	304539	24192		73,75
210242	CITROEN	3273CW/3273CX	304540	24193		73,75
210254	CITROEN/PEUGEOT	3273LR/3273VH/9656329480	305040	24768		68,75,76,77,354,355
210255	CITROEN/PEUGEOT	3272LX/3272ZE/9656329380	305039	24767		68,75,76,77,354,355
210259	CITROEN	3273HS/3273HT/9650624180	304542	24195	17-0952	73,75
210264	CITROEN/FIAT/LANCIA	1481452080/32724L/32729C	303681	22871	17-0956	80,141,142,147,216
210265	CITROEN/PEUGEOT	3273EG/3273FA	304580	24260		78,79,339,340
210266	PEUGEOT	3272GE/3272GF	304579	24259		339,340
210267	PEUGEOT	3273KY/3273KZ	304595	24279		323
210268	CITROEN/PEUGEOT	3272FT/3272FV	304685	24373	17-0809	76,77,329,330,331
210276	CITROEN	3272JA/3272JC	304541	24194	17-0951	73,75
210277	CITROEN/PEUGEOT	3273CY/3273CZ	304686	24374	17-0810	76,77,329,330,331
210278	CITROEN	95619479/95648544/96009409/96173635	301507	20628		70,71,72
210279	PEUGEOT					339,340
210310	CITROEN/PEUGEOT	3272GG/3272GH	304581	24261		78,79,339,340
210311	CITROEN/PEUGEOT	3272PV/3272PW	304586	24270		75,81,323
210312	CITROEN	3272NW/3272QY/3272QZ	304644	24330		78
210313	CITROEN	3273NW/3273NX/3273RH/3273RJ	304645	24331		78,79
210314	CITROEN	3272RX/3272RY	304987	24715		79
210320	CITROEN	3273SK/3273SL	304988	24716		79
211001	DACIA		301903	22065	17-0112	102
211002	DACIA		303521	21545		103
211003	DACIA		303522	21546		103
211004	DACIA/RENAULT	7701348085/7701348086/ 7701498699/7711106127	301850	22007	17-0106	102,359
211012	DACIA	6001548658/6001548659/7711497479/ 8200499304/8200503358	304511/304512	24164/24165	17-0792	102,103
211014	DACIA	6001548660/6001548661/7711497480/ 8200499306/8200503359	304513/304514	24166/24167	17-0793	102,103
212003	DAEWOO					103,104,106

GSP Ref.	MAKE	ADAPTABLE TO OE	GKN	SPIDAN	METELLI	PAGE
212004	DAEWOO					103,104,106
212005	DAEWOO					104
212006	DAEWOO					104
212007	DAEWOO					103,104
212008	DAEWOO					103,104
212009	DAEWOO					106
212010	DAEWOO					106
212011	DAEWOO	96257821			17-0528	105
212013	DAEWOO					105
212015	CHEVROLET					62
212016	DAEWOO					103,104
212017	DAEWOO					103,104
212018	DAEWOO					103,104
212023	DAEWOO					103
212024	DAEWOO					103
212025	CHEVROLET/DAEWOO	96257823			17-0530	62,105
212026	CHEVROLET	96328842				61
212027	CHEVROLET	96328841				61
212044	DAEWOO	96257824			17-0531	105
212045	CHEVROLET	96549101				62
212046	CHEVROLET	96549102				62
214003	DAIHATSU	4342087Z05				110,111
214004	DAIHATSU	4341087Z05				110,111
214005	DAIHATSU	4342087211/4342097242				108,109
214006	DAIHATSU	4341087211/4341097242				108,109
214007	DAIHATSU					107
214008	DAIHATSU					107
214009	DAIHATSU					107
214010	DAIHATSU					107
214012	DAIHATSU					107
214013	DAIHATSU					107
214014	DAIHATSU					107
214015	DAIHATSU					107
214016	DAIHATSU					107
214017	DAIHATSU					107
214018	DAIHATSU					107
214019	DAIHATSU					107
214020	DAIHATSU					107
214021	DAIHATSU					112
214022	DAIHATSU	4341087405				112
214024	DAIHATSU	4341087281				110
214029	DAIHATSU	4342087406				112
214031	DAIHATSU					107,112
214032	DAIHATSU					107,112
215004	CHRYSLER					66
215006	DODGE/PLYMOUTH					114,356
215009	CHRYSLER/DODGE/ PLYMOUTH					64,114,356
215051	DODGE	05105649AC				113
215052	DODGE	05105660AC				113
215053	DODGE	05085220AB				113
215054	DODGE	05085224AB				113
216003	JEEP	4713189/4720381				204,205,206
216004	JEEP	4720380				204,205,206
216012	JEEP					204,205,206
216013	JEEP					204,205,206
217001	FIAT	46307109	302972	20342	17-0227	116,117
217002	FIAT					115,137
217003	FIAT					115,137
217005	FIAT					137
217007	FIAT					137
217013	FIAT					115,119,137
217014	FIAT					115,119,137
217015	FIAT		303700	22890		148
217016	FIAT		303701	22891		148
217017	FIAT	46307674			17-0635	119,120
217018	FIAT	7740977	303656	22846	17-0245	138,139
217019	FIAT	46307678			17-0636	119,120
217020	FIAT		303687	22877		148
217021	FIAT		303688	22878		148
217022	FIAT	7794472	303657	22847	17-0246	138,139
217023	FIAT/FIAT LCV					140,148
217025	FIAT	7765363	303648	22838	17-0220	115,116
217029	FIAT					115,137
217030	FIAT					115,137

GSP Ref.	MAKE	ADAPTABLE TO OE	GKN	SPIDAN	METELLI	PAGE
217031	FIAT					119,135,142,143,148
217032	FIAT	46307466/46307565	304366	23784	17-0536	139,140
217033	FIAT	46307467/46307792	304367	23785	17-0537	139,140
217034	FIAT	51810404				115
217037	FIAT		303658	22848	17-0247	138,139
217038	FIAT	46307110/46307408	302971	20341	17-0226/17-0671	116,117
217039	FIAT	46307147	303659	22849	17-0248	138,139
217041	FIAT		303650	22840		115,116
217055	FIAT					134
217058	FIAT					135
217061	FIAT					134
217063	FIAT					135
217064	FIAT					135
217066	FIAT/LANCIA	46308329/46308367/ 46308522/55700558	304656/304660	24344		135,140,214,216
217070	OPEL/VAUXHALL	13149834/374791	305054	24782		297,298,488
217071	OPEL/VAUXHALL	13149833/374790	305053	24781	17-1014	297,298,488
217082	FIAT/LANCIA	46308345/51808106/55700561	304655	24343		140,216
217114	FIAT		303649	22839		115,116
217146	FIAT/LANCIA	46308324/55702107	304658	24346		135,140,216
217147	FIAT/LANCIA	46308366/46308521	304659	24347		135,140,214,216
218001	FORD	1008428/1023213/5029044/6757676/ 7294553/93BG3B437BD/R93BG3B437BD/ R93BG3B437BE	302403	21513	17-0259	165,166,167,168, 169,170
218002	FORD	1008402/1023212/1023213/5029040/ 5029041/6757672/7024791/7294551/ 93BG3B437AAE/93BG3B437ABD/ 93BG3B437ABE/R93BG3B437AAE/	302400/302405	21521/21523	17-0257/17-0261	165,166,167,168, 169,170
218003	FORD	1023211/5029039/6757668/7294550/ 93BG3B436BD/93BG3B436BE/ R93BG3B436BD/R93BG3B436BE	302404	21514	17-0260	165,166,167,168, 169,170
218004	FORD	1008381/1023211/5029037/6757666/ 7294549/93BG3B436ABD/93BG3B436ABE/ R93BG3B436ABD/R93BG3B436ABE	302406	21520	17-0262	165,166,167,168, 169,170
218005	FORD	1023209/5029038/7024790/93BG3B436AD/ 93BG3B436AE/R93BG3B436AE	302397	21512	17-0256	165,166,167,168, 169,170
218006	FORD	1023209/5029036/7024789/93BG3B436AAD/ 93BG3B436AAE/R93BG3B436AAE	302399	21518	17-0258	165,166,167,168, 169,170
218007	FORD	1059534/R94FX3220BA	303545	21707	17-0162	155,164
218008	FORD/SEAT/VOLKSWAGEN	1020964/1097313/1097317/1132482/1132487/ 7201674/7M0407272A/7M0407272AV/ 7M0407272E/7M0407272F/7M0407272H/ 7M0407272K/7M0407450AX/7M0407452X/ 95VW3B436BA/95VW3B436FA	302831/302835	20151/20155	17-0267	160,161,405,406, 546,547
218009	FORD/SEAT/VOLKSWAGEN	1016692/1020967/1097318/1097321/ 1097322/1132493/1132497/1132498/7201677/ 7M0407271A/7M0407271AV/7M0407271AX/ 7M0407271F/7M0407271J/7M0407271L/ 7M0407271Q/7M0407271R/7M0407449AX/ 7M0407451AX/95VW3B437BA/ 95VW3B437FA/95VW3B437HA	302830/302832/ 302834	20150/20152/ 20154	17-0360	160,161,405,406, 546,547,548
218010	FORD/VOLKSWAGEN	1097319/1132495/7201678/7M0407271C/ 7M0407271M/7M0407271MX/95VW3B437CB	302838	20158		161,548
218015	FORD		304272	23356	17-0540	150,154
218016	FORD	5029043/7024792/93BG3B437AD/ 93BG3B437AE/R93BG3B437AE	302398	21511	17-0255	165,166,167,168, 169,170
218019	FORD		304273	23357	17-0542	150
218027	FORD					170
218028	FORD					170
218032	FORD/FORD LCV					156,172,176
218035	FORD					174,175
218036	FORD					174,175
218039	FORD	1014109/5024568/5024569/5026652/ 6596773/91AX3219DA/94AG3A427EA/ R92AX3219DA	301359	23607	17-0250	150,152,153,171
218040	FORD	1014111/5024574/5024575/5026653/ 6596778/6596779/91AX3220DA/ 94AG3A428DA/R92AX3220DA	301360	23619	17-0249	150,152,153,171
218041	FORD	2T143B437FA/2T143B437FB/2T143B437FC/ 2T143B437FD/4490558/5083616	305037	24765	17-0842	175
218042	FORD	1345864/3667428/XS4W3B437DB	304232	23298	17-0372	156,157
218043	FORD					170
218044	FORD	5024576/91AX3220EA	301358	23621	17-0090	152,153,172

GSP Ref.	MAKE	ADAPTABLE TO OE	GKN	SPIDAN	METELLI	PAGE
218046	FORD	1122810/1348325/1420536/ 1602942/3667429/XS4W3B436DB	304233	23299	17-0373	156,157
218056	FORD/MAZDA					164,219
218057	FORD/MAZDA					164,219
218058	FORD					173
218077	DAIHATSU					112
218078	DAIHATSU					112
218081	FORD/MERCURY					151,173,243
218087	FORD/KIA/MAZDA/MERCURY					148,151,209,235,243
218093	FORD/MERCURY					154,155,172,243
218101	FORD	3652047/3959551/XS4W3B437BC	304234	23300	17-0374	157,158
218102	FORD	1141768/3652045/XS4W3B436BB	304235	23301	17-0375	157,158
218103	FORD					154
218118	FORD	5026505/90FX3220CA	301346	23726		149,156
218128	FORD	1020789/1629459/5018713/6747789/ 6962758/85GG4234CA	300659	21781		162,163,164,173
218129	FORD	5018714	300660	21799		162,163,164,173
218137	FORD					155,156
218138	FORD					155,156
218140	FORD		303544	21706	17-0163	155,164
218141	FORD					150,156
218142	FORD					174,175
218143	FORD					170
218148	FORD/MERCURY					151,173,243
218153	FORD/MERCURY					151,173,243
218178	FORD					165
218179	FORD	5024570/91AX3219EA	301357	23609	17-0091	152,153,171,172
218186	FORD					165
218216	FORD	1142794/1359345/1506722/2S613B437AB/ 2S613B437AC/2S613B437AD/2S613B437AE	304537	24190		156,160
218217	FORD	1142790/1359342/1468572/1506723/ 2S613B436AB/2S613B436AC/2S613B436AD/ 2S613B436AE/2S613B436AG	304538	24191	17-0839	156,160
218218	FORD					156
218219	FORD					156
218242	FORD					174,175
218247	RENAULT	301012675R	305484			382
218263	FORD	1328365/1417751/1501263/2T143B437CA/ 2T143B437CD/2T143B437CE/9T163B437AA	305035	24763	17-0840	175
218264	FORD	1328363/1501261/1501262/2T143B436CA/ 2T143B436CC/2T143B436CF/9T163B436AA	305036	24764	17-0841	175
218271	OPEL/RENAULT	4417910/7711368831/93856308	304781	24508		313,314,396,397
218274	RENAULT	8200409664/8200664841	304779	24506		372,393
218289	FORD	5026504/90FX3219CA	301347	23728		149,156
218301	OPEL/RENAULT/VAUXHALL	4417909/7711368832/ 8200452273/93856307	304783	24510		313,314,396,397, 494,495
218309	FORD	1333976/1468577/1513990/1697493/ 4N113B437CA/4N113B437CB/4N113B437CD	304535	24188		156,160
218326	FORD	1333973/1468573/1496809/ 4N113B436CA/4N113B436CB/4N113B436CC	304536	24189		156,160
218327	FORD	1364029/1454214/1475136/1528657/ 1686116/3M513B437ASD/3M513B437ASE/ 5M513B437SA/5M513B437SB/5M513B437SC/ 5M513B437SD/5M513B437SE/5N513B437SE	305116	24857		149,158,159
218328	FORD/VOLVO	1223788/1305327/1353399/1456975/1474893/ 1685799/30681128/30711772/30783167/ 30787775/31256931/36000440/36000549/ 36001356/3M513B437KC/3M513B437KE/ 3M513B437KF/3M513B437KG/ 3M513B437KH/3M513B437KJ/ 8063258/8603486	305126	24867		149,158,159,565, 566,567,569
218329	FORD/VOLVO	1223725/1305325/1437453/1456973/ 1474892/1685795/30681129/30783002/ 30783168/30787783/31256930/36000448/ 36000557/36001360/3M513B436KC/ 3M513B436KE/3M513B436KF/3M513B436KG/ 3M513B436KH/3M513B436KJ/8603259	305127	24868		149,158,159,565, 566,567,569
218333	FORD	1308638/1318854/1326339/1361879/ 1478995/1513996/4S613B436AD/ 4S613B436AE/4S613B436AF/4S613B436AG	304534	24187		156,160
218351	FORD	1326340/1361877/1478997/1520669/ 4S613B437AD/4S613B437AE/ 4S613B437AF/4S613B437AG	304533	24186		156,160

GSP Ref.	MAKE	ADAPTABLE TO OE	GKN	SPIDAN	METELLI	PAGE
218358	FORD	1324168/1431161/1450574/1567824/ 1686113/4M513B436JD/4M513B436JE/ 4M513B436JF	305104	24845		149,158,159
218359	FORD	1324166/1431162/1475135/1567848/ 1686114/4M513B437JA/4M513B437JC/ 4M513B437JD/4M513B437JE	305105	24846		149,158,159
221019	CHEVROLET					62
221020	CHEVROLET					62
221021	CHEVROLET					62
221032	OPEL/SAAB/VAUXHALL	13109194/13166587/13166590/ 374470/374537/9186550	304873/304874	24600/24603		306,312,313,402, 491,492,493,494
221040	GM					177,178
221056	OPEL/VAUXHALL	24462250/374552	304431	24084		291,292,315, 480,481,495
221062	OPEL/VAUXHALL	13124680/374562	304435	24088		290,291,292,315, 480,481,495
221071	OPEL/VAUXHALL	13124679/374561	304434	24087		290,291,292,315, 480,481,495
222001	TOYOTA					454
222003	TOYOTA					454
222004	TOYOTA					454
222005	HOLDEN/TOYOTA					179,448
222006	HOLDEN/TOYOTA					179,448
223002	ISUZU					203
223003	ISUZU					203
223004	HOLDEN					180
223005	HONDA/ISUZU					193,202,203
223008	HONDA					180
223011	HONDA					190
223013	HONDA					193
223014	HONDA					184
223015	HONDA					184
223017	HONDA					193
223022	HONDA	44306SNLT10				184
223023	HONDA	44305SNLT00				184
223024	HONDA					184
223025	HONDA					184
223026	HONDA	44306SEFE00				183
223027	HONDA	44305SEFE00				183
223030	HONDA	44305SH3960/44305SH3961/44305SH3A00/ 44305SH3A01/44305SH3G00/44305SH3G01				185,186,187
223031	HONDA					180
223032	HONDA					180
223038	ROVER		304278	23362		400,401
223039	ROVER		304279	23589		400,401
223040	HONDA/ROVER		301430		17-0362	189,190,398,399,401
223045	HONDA					185
223049	ACURA/HONDA					1,193
223050	ACURA/HONDA					1,193
223051	HONDA					184
223061	HONDA					180
223066	HONDA	44305S5DA01A				184
223068	HONDA	44306S5DA01A				184
223069	HONDA					184
223070	HONDA	44306SELT00				184
223071	HONDA	44305SELT00				184
223072	HONDA					195
223073	HONDA					195
223074	HONDA	44305S9A000				190
223078	HONDA/ROVER		304275	23359	17-0363	189,190,398,399
223080	ACURA/HONDA					1,193
223084	HONDA					180
223087	HONDA					184
223089	HONDA	44306S5DA51				189
223091	HONDA					193
223097	HONDA	44305S5DA51				189
223109	HONDA					181
223116	HONDA					193
223119	HONDA					184,185
223120	HONDA					184,185
223122	HONDA/ROVER		304274	23358	17-0338	189,190,398,399
223124	HONDA					190
223127	ACURA/HONDA					1,184
223128	ACURA/HONDA					1,184
223129	HONDA/ISUZU					193,202

GSP Ref.	MAKE	ADAPTABLE TO OE	GKN	SPIDAN	METELLI	PAGE
223135	HONDA					187
223140	HONDA					181
223142	HONDA					194
223146	HONDA					194
223149	HONDA					188
224001	PROTON					358
224003	HYUNDAI	4950038950				201
224004	HYUNDAI	4950038900				201
224009	HYUNDAI					196,198
224010	HYUNDAI					198
224011	HYUNDAI					201
224012	HYUNDAI					201
224014	HYUNDAI					201
224015	HYUNDAI					201
224016	HYUNDAI					201
224017	HYUNDAI					201
224018	HYUNDAI					196
224019	HYUNDAI					196
224020	HYUNDAI					198
224021	HYUNDAI					198
224022	HYUNDAI					196,197
224023	HYUNDAI					196,197
224028	HYUNDAI					196
224029	HYUNDAI					196
224031	HYUNDAI	495003K200				201
224032	HYUNDAI	495003K250				201
224034	HYUNDAI/KIA					197,210
224035	HONDA					195
224036	HONDA					195
224038	HYUNDAI	4950025200				197
224043	HYUNDAI					196
224044	HYUNDAI					196
224045	HYUNDAI					196
224046	HYUNDAI					196
224053	HYUNDAI	495012D312				200
224054	HYUNDAI	495002D312				200
224059	HYUNDAI					198,199,200
224060	HYUNDAI					198,199,200
224061	HYUNDAI					198
224062	HYUNDAI					198
224076	HYUNDAI					198
224077	HYUNDAI					198
224094	HYUNDAI/KIA					201,207,208
224107	HYUNDAI					199
224108	HYUNDAI					202
224110	HYUNDAI					202
224111	HYUNDAI					202
224112	HYUNDAI					202
224113	HYUNDAI	4950729C10				198,199
224116	HYUNDAI					200
224117	HYUNDAI					200
224123	HYUNDAI	4950038362				201
224124	HYUNDAI	4950038312				201
224125	HYUNDAI	4950038791				201
224126	HYUNDAI	4950038741				201
224127	HYUNDAI	495003K410				198
224128	HYUNDAI	495003K460				198
224142	HYUNDAI					198
224143	HYUNDAI					198
224144	HYUNDAI					201
224145	HYUNDAI					201
224158	HYUNDAI/KIA					202,207
226004	HOLDEN					180
226006	ISUZU					203
227001	HYUNDAI					201
227002	HYUNDAI/KIA	495003C451				201,208
227005	KIA					209
227006	KIA					209
227011	KIA	0K2N42560X				210
227012	KIA	0K2N42540X				210
227018	KIA	0K56P25500A				206
227020	KIA	0K56P25600A				206
227024	FORD/KIA	0K30A25600/KK38825400A				155,208
227025	KIA					208
227026	FORD/KIA					155,208

GSP Ref.	MAKE	ADAPTABLE TO OE	GKN	SPIDAN	METELLI	PAGE
227027	KIA					208
227030	KIA	OK2NE2550XA				210
227031	KIA					209
227034	KIA					206
227035	KIA					206
227037	KIA	OK5582560XA				206
227040	KIA	KK33125600A				208
227042	KIA	KK33125400				208
227049	FORD/KIA/MAZDA					164,207,209, 219,222,231
227050	KIA					209
227053	KIA					209,210
227054	KIA					209
227055	KIA					209
227059	KIA					210
227060	KIA					209
227061	KIA					209
227064	KIA	4.95E+115				209
227065	KIA	4.95E+05				209
227066	KIA					209,210
227067	KIA	OK01225500A				210
227070	KIA	OK2C32550X				209,210
227071	KIA					209,210
227078	KIA	OK55C25500A				206
227079	KIA	OK55C25600A				206
227084	KIA					210
227105	KIA	495001F500				210
227108	KIA	KK16825400				208
227109	KIA	KK16825600				208
227168	KIA					207
227169	KIA					207
228001	LADA	21082215011	301467	20815	17-0179	210,211,212
228002	LADA	21082215010	301468	20816	17-0180	210,211,212
228003	LADA	21102215011				211
228004	LADA	21102215010				211
228005	LADA	21212215011/21212215011L				210,211
228006	LADA	21212215010/21212215011R				210,211
228007	LADA					211
228008	LADA					211
228011	LADA					211
228012	LADA					211
232008	SUZUKI					439
234011	FORD/MAZDA					164,219,222
234012	MAZDA					235
234013	MAZDA					234
234019	FORD/MAZDA	MD0925500A				149,172,229
234039	MAZDA	GD402560XA				223
234044	MAZDA		303786	23891		219,220,222
234046	MAZDA					234,235
234055	MAZDA					234
234067	MAZDA					235
234068	MAZDA					234
234069	MAZDA					234
234076	FORD/MAZDA					149,164,219
234077	FORD/MAZDA					149,164,219
234078	MAZDA					219
234079	MAZDA					219
234080	FORD/MAZDA					164,219,222
234153	MAZDA					223
234163	FORD	1364028/1454211/1475130/1528656/ 1686115/5M513B436SA/5M513B436SB/ 5M513B436SC/5M513B436SD/5M513B436SE	305112	24853		149,158,159
234165	MAZDA					223
235001	MERCEDES BENZ	1243502910/1243508810	300690	22695	17-0676	238,239,240
235002	MERCEDES BENZ	6383340534/6383340634/6383341634/ 6383341734/A6383340634/A6383341734	302843	20163	17-0173	241,242
235003	MERCEDES BENZ	6383342334/A6383342334	303152	21011	17-0185	241,242
235004	MERCEDES BENZ	1073500410/1073502710/1073502810/ 1073503310/1073504310/1233500410	300745	22702	17-0092	238,239,240,241
235005	MERCEDES BENZ	1243503010/1293504010	300749	22697		238,240,241
235006	MERCEDES BENZ	2013501810	300689	22704	17-0215	236,237
235007	MERCEDES BENZ	2023505610	303355	21192	17-0268	238,241
235008	MERCEDES BENZ	2103508210	303356	21193		238,239
235009	MERCEDES BENZ	2103508410	303357	21194		238,239

GSP Ref.	MAKE	ADAPTABLE TO OE	GKN	SPIDAN	METELLI	PAGE
235010	MERCEDES BENZ	6313300236/6313300335/6313300501/ 6313300701/6313301301/6313370010	302865	22716	17-0093	236
235011	MERCEDES BENZ				17-0377	241,242
235014	MERCEDES BENZ					240
235016	MERCEDES BENZ				17-0376	241,242
235037	MERCEDES BENZ	1683603172/1683702172/ A1683603172/A1683702172	304378	23796	17-0466	237
235038	MERCEDES BENZ	1683601972/1683603372/ 1683702272/A1683603372	304379	23797	17-0467/17-0989	237
238001	MINI	31601503307/31607514477/31607514479	304218	23284		243,244
238002	MINI	31601503306/31607514478/31607514480	304219	23285		244
239006	MITSUBISHI	MR276870				245,250,254,255
239007	MITSUBISHI	MR276871				250,254,255
239104	MITSUBISHI	3815A309				250
239105	MITSUBISHI	3815A310				250
239122	HYUNDAI					197
239123	HYUNDAI					197
239163	MITSUBISHI	3815A307				250
239164	MITSUBISHI	3815A308				250
241001	NISSAN	3910173J20	301376	24415	17-0619	269
241002	NISSAN	391002F210				272
241003	NISSAN	391012F011			17-0782	272
241004	NISSAN	3910073J00	301375	24410	17-0618	269
241005	NISSAN	3910073J20	301377	24414	17-0620	269
241006	FIAT	46307998			17-0633	119,120
241007	FIAT	46307999/46308347			17-0634	119,120
241024	NISSAN		301394	24426	17-0719	269,270,272
241025	NISSAN	391012F210				272
241083	NISSAN	391014F100			17-0550	266
241084	NISSAN	391004F100			17-0551	266
241094	NISSAN	3910170N00/3910173J05	301374	24411	17-0617	269
241130	NISSAN	3910072J20	301378	24416		270
241153	NISSAN					269
241154	NISSAN					266
241156	NISSAN				17-0548	266
241179	NISSAN	39100VB001				267,268
241193	NISSAN				17-0549	266
241197	NISSAN					280
241198	NISSAN					280
241199	NISSAN					280
241201	NISSAN				17-0783	272
241221	NISSAN	39101VB001				267,268
241262	NISSAN	39100EB300	304889	24618		266,267
241280	NISSAN	3910170J10			17-0718	269,270,272
241329	NISSAN					274
241330	NISSAN					274
241407	NISSAN	39101BC600/39101BH00A	305000	24728		266,267
241408	NISSAN	39100BC600/39100BH00A	305002	24730		266,267
241409	NISSAN	391019U005	304998	24726		267
244001	OPEL/VAUXHALL	26029828/26032412/374222/ 374366/93192081	302385	21471	17-0279	293,295,306, 486,487,491
244002	OPEL/VAUXHALL	374178/374211/90350865/90444327	301505	21407	17-0275	283,284,285,286, 287,288,307,308,309, 474,475,476,481, 483,484,485
244003	OPEL/RENAULT/VAUXHALL	4409210/4414517/8200069147/ 8200179212/8200334338/8200485589/ 91166708/91168795/93852699/93856470	303495	21962	17-0196	313,314,396, 397,494,495
244004	OPEL/RENAULT/VAUXHALL	7700102980/7700102999/7711135277/ 8200052426/8200169281	303219	21052	17-0408/17-0428	304,305,380,381, 382,489,490
244005	OPEL/RENAULT/VAUXHALL	7700102978/7700102998/7711135279/ 8200052428/8200178618/8200485576	303218	21051	17-0407/ 17-0411/ 17-0427	304,305,379,380, 381,382,489,490
244006	OPEL/RENAULT/VAUXHALL	7700850487/7701351607/7701351608/ 7701352288/7701465773/7701468452	301885	22077	17-0076	282,395,396,472
244007	OPEL					296
244008	OPEL					296
244009	GM					177
244011	OPEL/VAUXHALL	374183/374235/90350824/90350908/ 90511247/90511255/90540533/90540865	301709	21433	17-0273	284,285,286,287,292, 307,308,309,310,477, 478,481,482,483, 484,485,486
244012	OPEL/RENAULT/VAUXHALL	8200178625	303503	21549		304,305,381,489,490

GSP Ref.	MAKE	ADAPTABLE TO OE	GKN	SPIDAN	METELLI	PAGE
244013	OPEL/RENAULT/VAUXHALL	4409208/4414516/8200069146/ 8200169291/91166707/91168794	303496	21963	17-0378	313,314,396,397, 494,495
244014	OPEL/VAUXHALL	374145/90348324/9117957	301706	21408		292,307,308,309, 310,481,483,484, 485,486
244016	OPEL/RENAULT/VAUXHALL	7701473014/8200026912/8200169277	303502	21060		304,305,379,380, 381,489,490
244017	OPEL/RENAULT/VAUXHALL	7701473013/8200052423/8200169272	303500	21058		304,305,380, 381,489,490
244018	CHEVROLET					61
244019	CHEVROLET					61
244021	OPEL/RENAULT/VAUXHALL	8200169286	303514	21284		304,305,380, 381,489,490
244022	OPEL/RENAULT/VAUXHALL	7711135532/8200169273	303498	21056		304,305,380, 381,489,490
244026	OPEL/VAUXHALL	26095017/374443/374468	304405	24057	17-0770	293,294,296,297, 306,307,486,487
244027	OPEL/VAUXHALL	26094867/374442/374466	304404	24056	17-0769	293,294,296,297, 306,307,486,487
244028	OPEL/VAUXHALL	13136379/374545	304426	24079	17-0852	290,291,292, 315,480,495
244029	OPEL/VAUXHALL	13124675/374543	304424	24077	17-0913	290,291,292,480
244030	OPEL/VAUXHALL	13191326/24462241/374548	304427	24080	17-0853	290,291,292, 315,480,495
244031	OPEL/VAUXHALL	13124676/374544	304425	24078	17-0891	290,291,292,480
244033	OPEL/VAUXHALL	13243461/374322/90538603/9117408	304415	24068	17-0555	288,289,290,478,479
244034	CHEVROLET/GM					62,177
244035	CHEVROLET/GM					62,177
244036	OPEL/VAUXHALL	374317/90576706	303553	21583	17-0723	295,487
244037	OPEL/VAUXHALL	374318/90576707	303554	21584	17-0724	295,487
244038	OPEL/VAUXHALL	374261/374282/90498637/90511447	304410	24062	17-0348	310,311,312,492,493
244039	OPEL/VAUXHALL	374103/374249/90496976	304411	24063	17-0349	310,311,312,492,493
244040	OPEL/VAUXHALL	13150502/374792	305055	24783	17-1019	297,298,488
244041	GM					177,178
244044	OPEL/VAUXHALL	374323/90538604/9117409	304420	24073	17-0350	288,289,290,314, 315,479,480,495
244045	OPEL/VAUXHALL		304400	24052		293,294,296,297,306, 307,486,487,488
244059	OPEL/VAUXHALL	374184/374236/374275/374278/374748/ 90350907/90511248/90540536/90540911	301708	21434		284,285,286,287,292, 307,308,309,310,477, 478,481,483,484,485, 486
244075	HYUNDAI/OPEL/VAUXHALL	374370	304401	24053	17-0766	198,293,294,296, 297,306,307,486, 487,488,491
244076	OPEL/VAUXHALL				17-0775	310,311,491,492
244077	OPEL/VAUXHALL	90512387			17-0720	310,311,491,492
244078	OPEL/VAUXHALL	13149829/13248652/374788/374825	305051/305059/ 305060	24779/24788		281,297,298,472,488
244079	OPEL/VAUXHALL	13149830/26119530/374633/374789	305052/305058	24780		281,297,298,472,488
244080	OPEL/SAAB/VAUXHALL	13166591/374593	304875	24604		306,312,313,402, 491,493,494
245001	PEUGEOT	32735E/327384/327385/327388	301802	21635/21637	17-0018	318,319
245002	PEUGEOT	3273Y7/3273Y9	302923	21692	17-0286	335,336,337,338,339
245003	PEUGEOT	327329	301799	21631		331,332
245004	PEUGEOT	32724R/327275/3272H8/3272T2	301834	21659	17-0062	324,326,328
245005	PEUGEOT	327311/327312/95582416/95592320	301788	21613	17-0099	354
245007	PEUGEOT	3272S3/3272S6	302926	21695	17-0288	336,337,338,339
245008	PEUGEOT	3272F6/3272F8	301848	21671	17-0164	325,326,327, 328,334,335
245009	PEUGEOT	3272AP/3272Y0/3272Y1/9630768280	303208	21045	17-0389	321
245010	PEUGEOT	32730N/32730P/3273AQ/9630768080	303209	21046	17-0390	321
245011	PEUGEOT	3273AL/3273AN	303207	21044	17-0563	321,322
245012	PEUGEOT	3272AE/3272AF	303206	21043	17-0562	321,322
245013	PEUGEOT	327221/327348/327349	301795	21627	17-0025	331
245014	PEUGEOT	3273G3/3273Q1/3273Z5	301835	21662	17-0069	324,326,327,328
245015	PEUGEOT	327215/327216/327219/32723K	301801	21636/21638	17-0017	318,319
245016	PEUGEOT	32730Y/32730Z	303217	21050	17-0394	321,322
245017	PEUGEOT	3272L2/3272L3/32731H/32731J/ 3273C5/3273E6/3273E9/3273K6/3273L1	302427	21684	17-0167/17-0559 17-0565	324,325,326,327, 328,334,335
245018	PEUGEOT					329
245020	PEUGEOT	32736T/32736V	303489	21956	17-0734	335,336,337,338,339
245021	PEUGEOT	327277/3272H7/3272T3	301836	21661	17-0068	324,326,327,328
245022	PEUGEOT	327379/327381/3273N2	301510	21641	17-0059	332,333,334,335

GSP Ref.	MAKE	ADAPTABLE TO OE	GKN	SPIDAN	METELLI	PAGE
245023	PEUGEOT	327210/327211/327212	301509	21642	17-0058	332,333,334,335
245024	PEUGEOT	32720F/32720G/327261/3272E1	302428	21683	17-0166/17-0564	324,325,326,327,328,334,335
245025	PEUGEOT	3273G1/3273Q2	301833	21660	17-0063	324,326,328
245026	PEUGEOT	32721P/32722P	303490	21957	17-0735	336,337,338,339
245027	PEUGEOT	32723C/32723L/32724C	303202	21039	17-0381	321,322
245029	PEUGEOT	327327/327357/327358/327373/ 327391/3273H9/3273J5	301798	21628	17-0028	331,332
245030	PEUGEOT	327204/327222/327291/327330/327354	301797	21629	17-0027	331,332
245031	PEUGEOT	32728E/32729E	303204	21041	17-0383	321
245032	PEUGEOT	32725C/32726C/9630767880	303205	21042	17-0385	321,322
245033	PEUGEOT	327244/327245/3272T4	301832	21656	17-0100	332
245034	PEUGEOT	3273C3/3273C4/3273Z6	301831	21655	17-0101	332
245035	PEUGEOT	32733L/32733M/9630767280	303203	21040	17-0382	321,322
245036	PEUGEOT	327351/327352/327390	301796	21626	17-0026	331
245041	PEUGEOT					329
245044	PEUGEOT					337
245048	PEUGEOT					329
245063	PEUGEOT					332
245064	PEUGEOT	3272AP/3272Y0/3272Y1/9630768280				320
245065	PEUGEOT	32730N/32730P/3273AQ				320
245066	CITROEN/PEUGEOT	327355/327364	301789	21618	17-0627	92,318,319,320
245068	CITROEN/PEUGEOT	32724K/32725K/327366/327367	301922	21617	17-0626	92,318,319,320
245069	PEUGEOT					332
245070	PEUGEOT	327378/3273L4/3273L7/3273P7	301841/301847	21670/21672	17-0165/17-0557	325,326,327,328,333
245071	PEUGEOT					317
245072	PEUGEOT					317
245073	PEUGEOT					324
245074	PEUGEOT					324
245075	PEUGEOT					324
245079	PEUGEOT	3273N25A				332
245080	PEUGEOT	3272F5SA				332
245084	DACIA	6001547028/6001548102/7711497474/ 7711497477/8200272322/8200444438	304507/304508	24160/24161	17-0637	102,103
245085	DACIA	6001547029/6001548103/7711497475/ 7711497478/8200318010/8200484373/ 8200484376/8201045819	304509/304510	24162/24163	17-0638	102,103
245092	PEUGEOT					324
245093	PEUGEOT					340
245094	PEUGEOT	32733X/32733Y/3273CQ/9630766880	303200	21037	17-0380	321,322
245101	PEUGEOT	3272AJ/3272EZ/3272YE/3272Z0	303216	21049	17-0393	321,322
245103	CITROEN	3273EX/3273EY/9639508780	303470	22118	17-0707	73,74,75
245104	CITROEN/PEUGEOT	3273AC/3273AE/3273LP/9637117880	303571	21730	17-0731	68,75,76,77,329, 330,331,354
245105	CITROEN/PEUGEOT	32721X/32722X/3272LW/9637117780	303572	21731	17-0732	68,76,77,329, 330,331,354
245106	PEUGEOT	3272S7/3272S8	303491	21958		337,339
245108	PEUGEOT	32736Y/32736Z	303494	21961	17-0737	336,337,338,339
245111	PEUGEOT	327492	301786	21611	17-0098	318,319
245113	CITROEN/PEUGEOT	3273AH/3273AJ/3273QV/9636786880	303575	21734	17-0729	75,76,329,330,331
245115	PEUGEOT					320
245116	PEUGEOT					339
245117	PEUGEOT					329
245119	CITROEN/PEUGEOT	32725X/32726X/9636786780	303574	21733	17-0728	75,76,329,330,331
245120	CITROEN/FIAT/LANCIA	1481451080/32733Q/32735Z	303682	22872	17-0957	80,81,141,142,147,216
245126	CITROEN/PEUGEOT	32728W/32729W/3272LV	303570	21729	17-0730	75,76,329,330,331
245134	PEUGEOT	327201/327202/327293	301829	21665	17-0021	318,319,320
245135	PEUGEOT	3272S6	302924	21693	17-0287	336,337,338,339
245136	PEUGEOT	3273Y9	302925	21690/21694	17-0284	339
245137	PEUGEOT	32734Y/32734Z	303215	21048	17-0561	321,322,324, 326,327,328
245138	PEUGEOT	3272AA/3272AC	303214	21047	17-0560	321,322,324, 326,327,328
245151	PEUGEOT	3272S2/3272S5	302922	21691		335,336,337,338
245152	PEUGEOT	32728N/32729N	303488	21955	17-0733	335,336,337,338
245153	PEUGEOT	3273L2	302429	21686	17-0726	334,335
245155	PEUGEOT	327283/327284			17-0064	324,326,328
245156	PEUGEOT	3273G9/3273H0/3273Q3			17-0065	324,326,328
245157	PEUGEOT	32722H/32727C/3272K4/3272L4/3272W0	304791	24518	17-0066	327,334,335
245158	PEUGEOT	327325/32733N/32734V/3273R8/3273R9	304792	24519	17-0067	324,326,327,328
245159	PEUGEOT	3272S2/3272S5			17-0285	335,336,337,338
245160	PEUGEOT	327209/3272E2/3272E7/3272F5/3272H3	301842	21669	17-0556	333
245165	PEUGEOT					341
245166	PEUGEOT					341

GSP Ref.	MAKE	ADAPTABLE TO OE	GKN	SPIDAN	METELLI	PAGE
245167	PEUGEOT		301838	21663		324,325,326,327,328
245178	CITROEN	3272T5/327301/3273Z9			17-0702	94
245179	CITROEN	3273Z7/3273Z8			17-0703	94
245193	PEUGEOT	3273KW/3273KX	304593	24277		323
245194	PEUGEOT	3272LJ/3272LK	304592	24276		323
245197	PEUGEOT	327479/327480	301792	21621		324
245198	PEUGEOT	3273P7	301837	21664		324,325,326,327,328
245200	PEUGEOT	3272LA/3272LC	304590	24274		323
245201	PEUGEOT	3273KP/3273KQ	304591	24275		323
245203	PEUGEOT	3272KZ	304588	24272		323
245204	PEUGEOT	3273KN	304589	24273		323
248001	PORSCHE	91133202414	300758	21894		357
248002	PORSCHE	98633202450	302946	20193		358
248003	PORSCHE	92333203302	300672	21808		357
249005	PROTON					358
249006	PROTON					358
250001	RENAULT	7701349880/7701351484/7701351486/ 7701351572/7711106227	301878	22069	17-0074	359,360,361,362
250002	RENAULT	7701349874/7701349972/7701351479/ 7701351480/7701351571/7711106228	301879	22068		359,360,361,362
250003	RENAULT	7701463343/7701499223	301873	22055	17-0111	379
250004	RENAULT	7700103731/7700106007/7700110484/ 7700111259/7700111506/7700115011/ 7701056621/7711135246/8200410080	303233	21066	17-0397	367,368,369,394
250005	RENAULT	7701348098/7701498698	301849	22006	17-0040	364,365,391
250006	RENAULT	7701349769/7701351172/7701498955	301859	22028	17-0051	394,395
250007	RENAULT	7701349839/7701349921/ 7701351264/7701352025	301883	22074	17-0050	362,363
250008	RENAULT	7701349955/7701351995	302888	23338	17-0311	391
250009	RENAULT	7701352471/7701352595/ 7701469374/7711135233	303064	20960	17-0115/17-0599	382,383,384,385, 386,389,391
250010	OPEL/RENAULT/VAUXHALL	7700102979/7711135278/9109186	303220	21053	17-0405/ 17-0409/ 17-0425	304,305,379,380, 381,382,489,490
250011	OPEL/RENAULT/VAUXHALL	7700102981/7711135280	303221	21054	17-0406/17-0426	304,305,380,381, 382,489,490
250012	RENAULT	7701349172/7701349660/7701463194/ 7701498957/8200323961	301861	22033	17-0042	358,365
250013	RENAULT	711106122/7701349359/ 7701498958/7711106122	301862	22031	17-0041	358,365
250014	RENAULT	711106222/7701349914/7701351697	301890	22083		366
250015	RENAULT	711106221/7701349915/7701351701/ 7701351801/7711106221	301891	22088	17-0033	366
250016	RENAULT	711106129/7701348152/7701348160/ 7701348256/7701498797/7701498799	301893	22018	17-0046	359
250017	RENAULT	7700110482/7701352774/ 7701352776/7701470721	303234	21067	17-0398	367,368,369,394
250018	RENAULT					374
250019	RENAULT	7701352631/7701470175	303461	21570	17-0314	370
250020	RENAULT	7701349915/7701351699/7701352223	301887	22084		366
250022	RENAULT	7701349916/7701351695/ 7701352224	301886	22082	17-0032/17-0034 17-0294	366
250023	RENAULT	7701349726/7701349847/ 7701351160/7711106217	301865	22043	17-0037	393,394
250024	RENAULT	711106218/7700109021/7701349741/ 7701349803/7701349945/7701351194/ 7701351290/8200323960	301870	22046	17-0038/17-0109	371,393,394
250025	RENAULT	7701349727/7701349848/ 7701351162/7711106216	301866	22042	17-0036	393,394
250026	RENAULT	7701349994/7701352133	302908	22137	17-0299	375,376,377
250028	RENAULT	7701352414	303078	20974	17-0317	383,384,385,390,392
250029	RENAULT	7701352415/7701352417/7701352730	303066	20962	17-0315	383,384,385,390,392
250030	RENAULT	7701349026/7701351428/7701498918	301858	22026	17-0108	362,364,370
250031	RENAULT	7701351841/7701352021	302435	22131	17-0628	364,370
250032	RENAULT	7701349740/7701351193	301869	22047	17-0110	393,394
250033	RENAULT	711106260/7701349785/7701351266	301876	22064	17-0054	362,363
250034	RENAULT	7701352386/7701354993/ 7701468887/7711130045	302906	22135	17-0301	375,376,377
250035	RENAULT	7701349997/7701352385	302905	22134		375,376,377
250036	RENAULT	7701349879/7701351483	301880	22071	17-0048	359,360,361
250037	RENAULT	7701349691/7701349873/7701351478	301881	22070	17-0049	359,360,361
250038	RENAULT	7700105484/7700105486/7700111077/ 7700111810/7700111812/7700111814/ 7700875246/8200168513	303455	21564	17-0600	382,383,384,385, 389,391

GSP Ref.	MAKE	ADAPTABLE TO OE	GKN	SPIDAN	METELLI	PAGE
250039	RENAULT	7700111748/7700111918/7701352729/ 7701468842/7711135208	303615	22317	17-0595	384,385,386,392
250041	RENAULT	7701349692/7701351127	301895	22067	17-0043	358,365
250043	RENAULT	7701352750/7701470700/7701471377/ 7711130057/8200024622/8200029444	303550/303624	21721/22326	17-0414	375,376,377
250044	RENAULT	711106219/7701349771/7701349804/ 7701349946/7701351192/7701351292/ 7701351363/8200323959	301867	22045	17-0039	371,393,394
250045	RENAULT	7700111364/7701352881			17-0403	366
250046	RENAULT	7701349998/7701352141/7701352870	302903	22132	17-0298	375,376,377
250047	RENAULT	7701352427	302899	22126	17-0306	376,377
250050	RENAULT	7701349913/7701349938/7701351806	301889	22085	17-0029	366
250051	RENAULT				17-0402	366
250052	RENAULT	7701349689/7701349734/7701349940/ 7701351124/7701352020/7701352024	301872	22050	17-0035	364,370
250053	RENAULT				17-0302	375,376,377
250055	RENAULT	7700873311/7701352596	303076	20972	17-0117/17-0597	382,383,384,385, 386,389,391
250057	RENAULT	8200164147/820029984/ 8200299844/8200477656	303507	21553		380,381,382
250058	OPEL/RENAULT/VAUXHALL	7701473010/8200052420	303499	21057		304,305,380,381, 489,490
250059	RENAULT	8200164149/8200477655	303508	21554		380,381,382
250060	OPEL/RENAULT/VAUXHALL	8200169285	303515	21286		304,305,380, 381,489,490
250063	RENAULT				17-0169	367,368,369,372,373
250074	RENAULT	7701352619/7701469965	303073	20969	17-0572	391
250082	RENAULT	7700111365			17-0404	366
250089	RENAULT					382,386,391,392
250091	RENAULT					382,386,391,392
250092	RENAULT					367,374
250093	RENAULT	7701349994/7701352134/7711130027	302904	22133	17-0297	375,376,377
250095	RENAULT	7701351989	301900	22090	17-0057	397
250099	RENAULT	7701352489/7701469543	303071	20967	17-0570	391
250100	RENAULT	7701352618/7701469962	303072	20968	17-0571	391
250102	RENAULT	7700109334/7700112149/7701349980/ 7701352318/7701468548/8200231953	304365	23783		397
250103	RENAULT					367
250105	RENAULT				17-0312	391
250112	RENAULT					372
250114	RENAULT					372
250116	RENAULT					365
250117	RENAULT					365
250130	RENAULT	7700104460/7701352563/7701352744	303080	20976		376,377,390
250131	RENAULT	7701352562	303068	20964		375,389,390
250132	RENAULT	7700104545/7700109680/ 7701352755/7701684757				376,377
250133	RENAULT					375
250134	RENAULT	7701349998/7701352144/7711130028	302907	22136	17-0300	375,376,377
250138	RENAULT	7701349786/7701351267/8200231949	301877	22063	17-0055	362,363
250145	RENAULT					359,371
250149	RENAULT					382
250150	RENAULT	7700104727/7700108248/7700109333/ 7700110484/7701351990/7701352771/ 7711135243/8200231680	301899/303228	21061/22089	17-0056/17-0395	367,368,369,372, 373,374,394,397
250151	RENAULT	7701352775/7701352777	303229	21062	17-0396	367,368,369,394
250160	RENAULT	7700111916/7700115197/7711135207/ 7711135217/8200110754	303742	22928	17-0591	383,384,386,389, 391,392
250162	RENAULT	8200128122				365,372
250164	RENAULT					374
250165	RENAULT					359
250166	OPEL/RENAULT/VAUXHALL	8200178624/8200485578	303505	21551	17-0861	304,305,380, 381,489,490
250169	ROVER					398,400
250171	RENAULT	7701352190	302896	23366		391
250172	SUBARU					438
250175	RENAULT				17-0310	391
250183	RENAULT					396
250193	RENAULT	7711134959/8200114426	304303	23666		368,372,374
250194	RENAULT	7711134957/8200065334	304301	23664		368,372,374
250197	RENAULT	7700107765/7700110218/7700112315/ 7701352869/8200031134/8200031137	303549	21711	17-0413	375,376,377
250199	RENAULT	7701352560/7701352561	303069	20965		389,390
250200	RENAULT	7701352629/7701470173	303462	21571	17-0313	370

GSP Ref.	MAKE	ADAPTABLE TO OE	GKN	SPIDAN	METELLI	PAGE
250201	RENAULT	7700109022/7701349742/ 7701351195/7701465455	301868	22044		371,393,394
250205	RENAULT	7701349939/7701351807	301888	22086	17-0030	366
250207	RENAULT	7711134777/8200014352/8200079913/ 8200243985/8200470129	303625/304849	22327/24576	17-0871	378,379
250208	RENAULT	7711134779/8200014111	303629	22331		377,378,379
250209	RENAULT					375
250211	RENAULT	7700872598/7701352630/8200029470	303459	21568	17-0324	370
250214	OPEL/RENAULT/VAUXHALL	7711135531/8200169279	303501	21059		304,305,379,380, 381,489,490
250215	RENAULT	7701352142/7701352428	302898	22125	17-0308	376,377
250216	RENAULT					367,374
250221	RENAULT	7700106291/7701352628/ 7711135267/8200031149	303460	21569	17-0323	370
250223	RENAULT	7711135265	304969	24697		370
250225	RENAULT	7700105450/7700114057				370
250226	RENAULT	7711134780/8200035673	303631	22333	17-0864	377,378,379
250227	RENAULT	7700112506/7711135196/8200032891	303636	22338		376,377
250228	RENAULT	7711135321/8200079912/8200169176	303626	22328		378,379
250233	RENAULT					367,374
250241	RENAULT					367
250245	RENAULT	8200236114/8200274161/8200571878	304800	24527		372,373,374
250246	OPEL/RENAULT/VAUXHALL	7711135530/8200052421	303497	21055		304,305,380,381, 489,490
250247	RENAULT	7701352421	303079/303458	20975/21567	17-0318	383,384,385,390
250249	OPEL/RENAULT/VAUXHALL	8200169289	303504	21550		304,305,381,489,490
250252	RENAULT		303081	20977		390
250256	RENAULT	8200079915/8200470131	304723	24451		378,379
250260	RENAULT	8200236116/8200622835/8200626032	304972	24700	17-0866	368,372,374
250261	RENAULT	391014440R/7711135906/8200236109/ 8200236110/8200622834	304805	24532	17-0865	368,372,374
250263	RENAULT	391004165R/8200240430/8200571880	304973	24701	17-0787	367,368,369
250268	RENAULT	7700112507/7700112511/ 8200032887/8200063808	303637	22339		376,377
250269	RENAULT					375
250271	RENAULT	7700100065/7700101680/ 7701352488/7701469542	303070	20966	17-0569	391
250272	RENAULT	7700105447/7700114056/7701472850/ 7701472852/8200169307				370
250279	RENAULT	8200255027	304862	24589		368
250284	RENAULT	7711135236	304337	23699		386
250291	RENAULT					365
250293	RENAULT					365,372
250295	RENAULT	7700108465/7701352907	303074	20970	17-0573	391
250296	RENAULT	7701352622/7701469966	303075	20971	17-0574	391
250303	RENAULT				17-0401	366
250307	RENAULT				17-0587	397
250308	RENAULT				17-0588	397
250309	RENAULT				17-0589	375,376,377
250311	RENAULT	7700112116/7711134941	303623	22325	17-0601	383,384,386,392
250313	RENAULT	7711135237/8200087857	304343	23744	17-0593	383,384,386,391
250314	RENAULT	7700111920/8200064731	303616	22318	17-0594	383,384,385,386,392
250316	RENAULT	7700105485/7700105487/7700111809/ 7700111811/7700111813/7700111820/ 7700873322/7700875247	303457	21566	17-0598	382,383,384,385, 386,389,391
250319	RENAULT	7701352495	302901	22128		376,377
250320	RENAULT	7700107509/7700111818/ 7700112114/7700113086	303456	21565		383,384,385,390,392
250323	RENAULT	7700111313/7700112132/7711135215	303614	22316		386
250324	RENAULT	7700112688/7700115005/7711135219	303617	22319	17-0739	392
250325	RENAULT	7700111914/7700115196/7711135206/ 7711135216/8200173584	303620	22322	17-0592	384,385,389,392
250326	RENAULT	7701352413/7701352416/7701352472/ 7701468836/7701468839/7711497525	303621	22323		386
250327	RENAULT	7701468840/7701468843/7701469375	303622	22324		386
250328	RENAULT	7711134785/8200014109	303632	22334		377,378
250329	RENAULT	7711134786/8200030623	303633	22335		377,378
250330	RENAULT	7711134776/8200014114/ 8200079916/8200387548	303634	22336		378,379
250331	RENAULT	7700103863/7701352791	303641	22343		376,377
250336	RENAULT	7700106018/7701471155			17-0432	367,368,369,372,373
250348	RENAULT	8200472158	304719	24447		386,387,388,389,392
250353	DACIA/RENAULT	6001548718/8200261840/8200440187/ 8200499585/8200511225/8200618501	304733	24460	17-0904	102,103,367,369, 370,379,390

GSP Ref.	MAKE	ADAPTABLE TO OE	GKN	SPIDAN	METELLI	PAGE
250354	DACIA/RENAULT	6001548720/7711497417/8200261841/ 8200270510/8200358168/8200455157/ 8200460992/8200499586/8200618111	304710/304726	24398	17-0908	102,103,367,369, 370,379,390
250356	RENAULT	7700106017	304467	24120		372,373,374
250357	RENAULT	7700106009/7700106013/7700110483/ 7700111190/7700114453/7700115010/ 7701352882/7701471084/7701471284/ 8200105214	303231	21064		369,372,373,374
250358	RENAULT	7700111079/8200090175	303613	22315		386
250359	RENAULT	7700112147/7701352808/7701352809/ 7701468549/7701470183/7701470298/ 8200231949	304364	23782		397
250369	RENAULT	8200341698	304712	24400	17-1040	367,369,390
250372	RENAULT	8200378880	304724	24452	17-1041	367,369,390
250389	RENAULT	7700112689/7711135220	303619	22321	17-0740	392
250390	RENAULT	7711135403/8200226056/8200228393/ 8200470133	304258	24324		371
250391	RENAULT	7711135411/8200171562/8200259911/ 8200387424/8200387439/8200590972	304259/304857	24325/24584		371
250392	RENAULT	7711135401/8200226057/8200467679	304260	23326		371
250393	RENAULT	7711368091/8200133289/ 8200436849/8200439891	304261	23327		371
250394	RENAULT		304300	23663		368,372,374
250395	RENAULT		304302	23665		367,368,369,372, 373,374,394
250397	RENAULT		304461	24114		368,369,394
250398	RENAULT		304466	24119		372,373,374
250399	RENAULT	8200216625	304565	24245		372,393
250400	RENAULT	7711135414/8200198015/ 8200436366/8200790517	304687/304802	24375/24529		371,372,387,388, 389,392,393
250401	RENAULT	7700111259/7711135005/7711368656/ 8200236092/8200236107/8200240425/ 8200274159/8200534635/8200571876/ 8200613822	304689	24377	17-0786	367,368,372,373, 374,397
250402	RENAULT	8200330413	304716	24444	17-0905	386,387,388,389,392
250403	RENAULT	8200375537/8200432516	304718	24446		371,392
250404	RENAULT		304853	24580		384,385
250405	RENAULT	8200432514/8200511122/8200531917	304860/304899	24587		386,387,388,389
250415	DACIA					102
250416	DACIA					102
250437	RENAULT		304463	24116		368,369,394
250438	RENAULT	7711135875/8200236089	304690	24378		397
250440	RENAULT	7711135775/8200167554/ 8200267041/8200613828	304338	23739		387,388,389
250441	RENAULT	7711135425/8200197979/8200285909	304342	23743		387,388
250442	RENAULT	7711368884/8200117068/8200216519/ 8200327707/8200376095/8200575490/ 8200626040	304777/304778	24504/24505	17-0909	371,387,388,389,392
250443	RENAULT	6001550794/8200261838	304714	24442		367,370,390
250444	RENAULT	8200383707	304852	24579		372,387,388,393
250445	RENAULT	8200276640/8200416682	304569	24249		378,379
250446	RENAULT	7711135307/8200014107/8200232886	304562	24242	17-1031	377,378
250447	RENAULT	7701352552/7701352983/7711134419/ 8200197978/8200285908/8200436365/ 8200790519	304688	24376		387,388
250460	RENAULT	8200565217	304851	24578		378
250461	RENAULT	7701349992/7701352129/7701468642	302911	22147	17-0307	376,377
250462	RENAULT	8200626991	304464	24117		368
250470	SUZUKI					444
250494	RENAULT	7711135777/8200117069/8200310122/ 8200376094/8200575489	304895	24624	17-0906	371,387,388,389,392
250495	RENAULT	7711135316/8200351249/8200375538	304970	24698		371,392
250497	OPEL/RENAULT	8200452272/8200776535/8201187931/ 93856309/93861972	304782	24509		313,314,396,397
250506	RENAULT	8200144781/8200331639	304005	21599	17-0918	373,374
250516	RENAULT	8200379236/8200432515	304725	24453		386,387,388,389
251001	HONDA/ROVER		301423	20851	17-0331	189,398,399,401
251002	LAND ROVER	TDB104020				217
251003	LAND ROVER	TDB104030				217
251004	ROVER		301574	20861		398,400
251008	LAND ROVER					217,218
251009	LAND ROVER	TDB000360				217
251010	HONDA/ROVER		301424	20852	17-0332	189,398,399,401
251011	ROVER					398,399,400

GSP Ref.	MAKE	ADAPTABLE TO OE	GKN	SPIDAN	METELLI	PAGE
251013	LAND ROVER					217,218
251014	ROVER					398,400
251017	ROVER					399,400,401
251023	HONDA/ROVER		301425	20853		189,398,399,401
251024	LAND ROVER					217,218
252001	SAAB	5057708	302950	20197		402,403
252002	SAAB	5057682	302951	20198		402,403
253001	SEAT/VOLKSWAGEN	191407271H/191407271HX/ 191407271K/191407271T	301715	22495	17-0339	410,413,417,418, 500,502,504,505, 506,507,521,522,546
253002	SEAT/VOLKSWAGEN	191407272AG/191407272BD/ 191407272CV/191407272CX/191407272F/ 191407274CX/191407274DX	301718	22437	17-0615	410,413,417,418,500, 506,507,521,522, 539,543,544
253003	SEAT/VOLKSWAGEN	191407271A/191407271B/191407271C/ 191407271CX/191407271P/191407271Q/ 191407271R/191407271RV/191407449X/ 191497449X	301532/301537	22466	17-0002	409,410,411,413,415, 418,499,500,504,506, 507,521,522,539,543, 544,545
253004	SEAT/VOLKSWAGEN	191407271/191407271N/ 191407271NV/191407271NX	301534/301548	22462/23542	17-0121	409,410,411,412,413, 415,499,505,506,508, 509,510,521,527,528, 534,539,543,545,562
253005	SEAT/VOLKSWAGEN	191407272A/191407272AE/191407272C/ 191407274BX/191407450X	301533/301538	22467	17-0003	409,410,411,412,413, 415,418,500,506,507, 521,522,539,543,544
253006	SEAT/VOLKSWAGEN					409,414,417,516
253010	SEAT/VOLKSWAGEN	8N0407272G/8N0407272P/8N0407452AX	304356	23774		415,511
254001	SKODA/VOLKSWAGEN	115420214/115421210/6U0407271A/ 6U0407271F/6U0407271FX	301470	23150	17-0119/17-0435	423,424,425,500
254002	SKODA/VOLKSWAGEN	115420217/6U0407272A/6U0407272AF/ 6U0407272F/6U0407272FX	301469	23151	17-0120/17-0436	423,424,425,500
254003	SKODA					425
254011	AUDI/SEAT/SKODA/ VOLKSWAGEN	1K0407272DQ/1K0407272EG/1K0407272ER/ 1K0407272HR/1K0407272KG/1K0407272NK/ 1K0407272QE/1K0407272QF/1K0407272RG/ 1K0407454X	304751	24478		24,25,26,407,408,409, 416,417,419,428,429, 430,431,500,501,502, 515,516,517,518,519 ,520,523,527,531,532, 534,537,538,545,549, 550
254013	AUDI/SEAT/SKODA/ VOLKSWAGEN	1K0407271BF/1K0407271BQ/1K0407271KA/ 1K0407271KS/1K0407271LG/1K0407271LK/ 1K0407271NT/1K0407451QX	304747	24474		24,25,26,49,50,407, 408,409,416,417,419, 428,429,430,431,500, 501,502,515,516,517, 518,519,520,522,523, 527,531,532,533,534, 537,538,539,545, 549,550
256001	SUBARU					437
256002	SUBARU					436
256006	SUBARU					434,436,438
256007	SUBARU					434,436
256010	SUBARU					433
256013	SUBARU					438
256014	SUBARU					433
256015	SUBARU					434
256016	SUBARU					434
256017	SUBARU					433,438
256020	SUBARU					433,437
256021	SUBARU					433,434,438
257001	MARUTI					218
257002	MARUTI					218
257007	HOLDEN/SUZUKI					180,443
257008	HOLDEN/SUZUKI					180,443
257009	HOLDEN/SUZUKI					180,443
257010	HOLDEN/SUZUKI					180,443
257039	SUZUKI	4410180E00/4410180E01000	302840	20160		444
257040	SUZUKI	4410280E00/4410280E01/ 4410280E0100/4410280E01000	302839	20159		444
257068	SUZUKI	4410276G60				445
257074	MARUTI					219
257075	MARUTI					219
257077	SUZUKI	44101M72F12/44101M72F13	305110	24851		439

GSP Ref.	MAKE	ADAPTABLE TO OE	GKN	SPIDAN	METELLI	PAGE
257078	SUZUKI	44102M72F12/44102M72F13	305109	24850		439
257128	SUZUKI					439
257166	SUZUKI					444
257167	SUZUKI					444
257168	SUZUKI					444
257169	SUZUKI					444,445
259001	FORD/MAZDA					164,219,222
259004	TOYOTA	434300K200				466
259011	TOYOTA	4341052070			17-1054	472
259012	TOYOTA					469
259013	TOYOTA					469
259021	TOYOTA					462
259022	TOYOTA					462
259031	TOYOTA	4343026021/4343035011				466
259032	HOLDEN/TOYOTA					179,448
259035	HOLDEN/TOYOTA					180,454
259036	TOYOTA					464
259044	TOYOTA					454,469
259046	TOYOTA					454,469
259049	TOYOTA	4242016040/4242016042/ 4342016040/4342016042				471
259050	TOYOTA	4341016040/4341016042				471
259051	TOYOTA	4342028030				462
259052	TOYOTA					470
259053	TOYOTA					470
259054	TOYOTA					465
259057	TOYOTA	4342052010				471
259059	TOYOTA	4342033012				448
259060	TOYOTA	4341033012				448
259062	TOYOTA	4341006370				448
259063	TOYOTA	4342006360				448
259064	TOYOTA	4341028030				462
259069	TOYOTA					454
259070	TOYOTA					454
259071	TOYOTA					454
259074	TOYOTA	4342006390				448
259075	TOYOTA	4341006390				448
259076	TOYOTA	434100D120				471
259077	TOYOTA	434200D100				471
259078	TOYOTA					454
259079	TOYOTA					454
259080	TOYOTA					454
259137	TOYOTA					448
259161	TOYOTA					461
259162	TOYOTA					461
259168	TOYOTA					464,465
259191	TOYOTA	4341012670				454
259192	TOYOTA	4342012590				454
259195	TOYOTA	4341012351				454
259196	TOYOTA	4342012341				454
259209	TOYOTA					471,472
259217	TOYOTA	4346009420				465
259219	TOYOTA					465
259268	TOYOTA	4342002620	304949	24678		446,454
259270	TOYOTA					455
259271	TOYOTA					455
259316	TOYOTA	4342002610	304947	24676		446,454
259317	TOYOTA	4341002570	304948	24677		446,454
259447	TOYOTA	4341002580	304950	24679		446,454
259495	CITROEN/PEUGEOT/TOYOTA	3272JZ/434200H020B	304786	24513	17-0857	72,318,448
260002	OPEL/VAUXHALL	26029827/26032414/374188/374210/ 374221/374229/374312/374738/ 90540523/93192082	301506/302386	21406/21470	17-0276/17-0280	283,284,285,286,287, 288,293,295,306,307, 308,309,474,475,476, 477,481,483,484,485, 486,487,491
260004	VAUXHALL					486
260006	VAUXHALL					486,487
260007	VAUXHALL/VAUXHALL LCV					486,487,491,495
260009	VAUXHALL					486
260010	VAUXHALL/VAUXHALL LCV					473,483,495
260012	VAUXHALL					473,481,482,483, 484,493
260013	OPEL/VAUXHALL	374321	304414	24066	17-0554	288,289,290,478,479
260014	VAUXHALL/VAUXHALL LCV					473,495

GSP Ref.	MAKE	ADAPTABLE TO OE	GKN	SPIDAN	METELLI	PAGE
260015	VAUXHALL					493
260016	VAUXHALL					493
260019	OPEL/VAUXHALL				17-0624	283,284,285,286, 287,288,307,308,309, 474,475,476,483, 484,485
260022	OPEL/RENAULT	4417912/8200452269/8200776538	304780	24507		313,314,396,397
261001	VOLKSWAGEN	357407271A/357407271EX/357407271G/ 357407271GX/357407271H/357407271HX/ 357407271P/357407271PX/357407449AX	301241	23544	17-0123/17-0187	508,509,510,527, 528,529,534,535, 562,563
261002	VOLKSWAGEN	1H0407272N/357407271B/357407272/ 357407272B/357407272F/357407272FX/ 357407272L/357407272M/357407272MV/ 357407272MX/357407450V/357407450X	301242	23547	17-0124	508,509,510,527, 528,529,534,535,563
261003	VOLKSWAGEN	701407271M/701407451X	303167	21025	17-0755	551,552,555,556, 557,558,559
261004	VOLKSWAGEN	701407271P/701407451A	303165	21023	17-0757	551,552,555,556, 557,558,559
261005	VOLKSWAGEN	251501203B/251501203BX/251501203D/ 251501203DX/251501203G	300669	22477	17-0001	550,554,555
261006	VOLKSWAGEN	171407272AC/171407272AS/171407274DX/ 171407274FX/191407272AS/ 191407272BB/191407274FX	301716	22428	17-0418	504,505,546
261007	VOLKSWAGEN	6N0407271/6N0407271V/ 6N0407271X/6N0407449V	303546	21708	17-0127	539,540,541
261008	VOLKSWAGEN	191407272/191407272AA/ 191407272X/191407274X	301535/301547	22463/23541	17-0122	505,506,521
261009	VOLKSWAGEN	1H0407272A/1H0407272AF/1H0407272AX/ 1H0407272M/1H0407272MV/ 1H0407272MX/1H0407450BX	301722	22622		508,509,510,562,563
261010	VOLKSWAGEN	6N0407272/6N0407272X/6N0407450X	303547	21709	17-0128	539,540,541
261011	VOLKSWAGEN	1H0407271N	301619	22931		508,509,510,562,563
261012	VOLKSWAGEN					516,562
261019	AUDI/SKODA/VOLKSWAGEN	3B0407272M/8D0407272AJ/8D0407272BB/ 8D0407272DT/8D0407272EF/8D0407452CV/ 8D0407452CX/8D0407454CV/8D0407454CX	301287	22686	17-0604	28,29,35,431,529, 530,536,537
261022	VOLKSWAGEN					539
261023	VOLKSWAGEN					539
261024	VOLKSWAGEN					539
261025	VOLKSWAGEN					539
261028	VOLKSWAGEN	1H0407272AM/1H0407452X	301620	22930		508,509,510,562,563
261030	VOLKSWAGEN LCV					563
261031	VOLKSWAGEN	113501201D	300636	22419		495,523
261034	VOLKSWAGEN	701407271AB	302380	20600		552,557,559
261042	AUDI/SEAT/SKODA/ VOLKSWAGEN	1K0407272CC/1K0407272DN/1K0407272EC/ 1K0407272FR/1K0407272GK/1K0407272GM/ 1K0407452DX/1K0407452GX/ 1K0407454BX/2K0407272F	304750	24477		23,24,25,26,407,408, 416,428,429,430, 431,432,500,501,515, 516,518,519,520,522, 523,531,537,549,550
261045	AUDI/SEAT/SKODA/ VOLKSWAGEN	1J0407271AC/1J0407271AH/1J0407271AL/ 1J0407271AM/1J0407271F/1J0407271Q/ 1J0407451BX	303153/303155	21012/21014	17-0207/17-0445	23,415,416,418, 425,426,427,496,498, 510,511,512,513
261052	VOLKSWAGEN	701407271AC	302379	20601		552,557,559
261054	VOLKSWAGEN	171407272AG	301542	22435	17-0354	504,505,545,546
261055	VOLKSWAGEN	1H0407272/1H0407272AD	301552/301554	22626/22630	17-0355	508,510,562
261060	VOLKSWAGEN					520
261062	VOLKSWAGEN					507,562
261063	MERCEDES BENZ/SEAT/ SKODA/VOLKSWAGEN	6Q0407272BC/6Q0407272BD/6Q0407272BE/ 6Q0407272BH/6Q0407272DR/6Q0407452EX/ 6Q0407452FX/6Q0407452GX	304444	24097	17-0612	239,410,411,414,419, 420,421,422,430,503, 542,543
261065	FORD/SEAT/ VOLKSWAGEN	7M0407272C/7M0407272CX/7M0407272G/ 7M3407272D/95VW3B436DA	302837	20157		160,161,405,406, 546,547
261066	VOLKSWAGEN LCV					563
261067	VOLKSWAGEN	1H0407272AC/1H0407272AG/1H0407274V/ 1H0407274X/1H0407450AX	301553	22628	17-0353	508,509,562
261074	SEAT/VOLKSWAGEN	6X0407272E/6X0407452V/6X0407452X	304442	24095	17-0474	409,523,540
261075	SEAT/VOLKSWAGEN	6X0407271H/6X0407271K/ 6X0407451AX/6X0407451X	304441	24094	17-0472	409,523,540
261078	SEAT/SKODA/VOLKSWAGEN	6Q0407271DJ/6Q0407451PX	304619	24303	17-0875	411,414,420,421,422, 430,503,543
261079	VOLKSWAGEN	5X3407271				503,526
261080	VOLKSWAGEN	5X3407272				503,526

GSP Ref.	MAKE	ADAPTABLE TO OE	GKN	SPIDAN	METELLI	PAGE
261084	VOLKSWAGEN	7H0407271AA/7H0407271AF/7H0407271AL/ 7H0407271Q/7H0407451CV/7H0407451TX	304501/304506	24159		524,525,553,554, 560,561,562
261085	FORD/SEAT/VOLKSWAGEN	7M0407271D/7M0407271N/7M3407271H/ 7M3407271RX/7M3407451CX/95VW3B437DA	302836	20156		160,161,405,406, 546,547
261092	VOLKSWAGEN	251407271J	301623	23516		550,554,555
261093	AUDI/SEAT/SKODA/ VOLKSWAGEN	1K0407271CQ/1K0407451PX	304760	24487		23,24,25,26,407,408, 416,419,428,429,500, 501,502,514,515,516, 517,518,519,522,523, 531,537,538,549
261094	AUDI/SEAT/SKODA/ VOLKSWAGEN	1K0407272FS				23,24,25,26,407,408, 416,419,428,429,500, 501,502,514,515,516, 517,518,519,522,523, 531,537,538,549
261096	AUDI/VOLKSWAGEN	1K0407272BG/1K0407272HK/1K0407272JT	304753	24480	17-0764	23,25,514,515,516
261097	AUDI/VOLKSWAGEN	1K0407271DJ/1K0407451JX	304749	24476	17-0763	23,25,514,515,516
261098	SEAT/SKODA/VOLKSWAGEN	6Q0407271BE/6Q0407271BS/ 6Q0407271DB/6Q0407271DE	304445	24098	17-0613	411,414,420,421, 422,430,542,543
261099	SEAT/SKODA/VOLKSWAGEN	6Q0407272BK/6Q0407272DH	304446	24099	17-0614	411,414,420,421, 422,430,542,543
261105	VOLKSWAGEN	7H0407271AK/7H0407271E/ 7H0407271T/7H0407451JX/7H0407451X	304499	24152		523,524,552,553, 559,560,561
261113	SEAT/SKODA/VOLKSWAGEN	1K0407272HN/1K0407452MX	304771	24498		407,408,416,419,428, 429,500,501,515,516, 531,537,549
261117	VOLKSWAGEN					503,526
261118	VOLKSWAGEN					503,526
261119	VOLKSWAGEN	701407271B/701407271BV/ 701407271BX/701407449X	301323	20592	17-0186	551,552,555, 556,557,558
261120	VOLKSWAGEN	701407271H/701407271HV/ 701407271HX/701407449BX	302376	20598		551,552,555,556, 557,558,559
261121	SEAT/SKODA/VOLKSWAGEN	1J0407272BJ/1J0407272GD/1J0407272KT/ 1J0407452Q/1J0407452QV/1J0407452QX	303927	22267	17-0444	415,416,418,419,426, 427,496,497,498,499, 511,513
261122	AUDI/SKODA/VOLKSWAGEN	8D0407271AN/8D0407271BJ/8D0407271CL/ 8D0407271DJ/8D0407271DP/8D0407451BV/ 8D0407451BX/8D0407451FX	301220	22689	17-0201	28,35,431,529, 530,536,537
261123	AUDI/SEAT/SKODA/ VOLKSWAGEN	1J0407271AA/1J0407271CG/1J0407271EP/ 1J0407271ES/1J0407271FD/1J0407271GC/ 1J0407271LM/1J0407271LN/1J0407451HX/ 1J0407451P/1J0407451PV/1J0407451PX	304351	23769	17-0443	23,50,415,416,418, 419,426,427,496,497, 498,499,511,512, 513,514
261140	VOLKSWAGEN	7H0407272AC/7H0407272AL/7H0407272BB/ 7H0407272BD/7H0407272BL/7H0407452AV/ 7H0407452AX/7H0407452JV/7H0407452JX/ 7H0407452PX	304502	24155		524,525,553,554, 560,561
261172	VOLKSWAGEN	1H0407271/1H0407271H/1H0407271V/ 1H0407271X/1H0407449X	301551	22625	17-0352	508,509,562
261173	VOLKSWAGEN					496
261190	VOLKSWAGEN		305617	25394		523,524,525,552, 553,554,559,560, 561,562
261191	VOLKSWAGEN	0A5409355C	305616	25393		523,524,525,552,553, 554,559,560,561,562
261192	FORD/SEAT/VOLKSWAGEN					160,161,405,406, 546,547,548
261193	FORD/SEAT/VOLKSWAGEN					160,161,405,406, 546,547,548
261204	SEAT/SKODA	6Q0407271CL/6Q0407271J/6Q0407451JX	304859	24586		411,414,420
261210	VOLKSWAGEN	7H0407272AF/7H0407272AP/7H0407272AS/ 7H0407272BE/7H0407272BJ/7H0407272BQ/ 7H0407452DX/7H0407452HX/7H0407452QX/ 7H0407452RX/JZW407450QX	304504	24157		524,525,553,554, 560,561
261211	AUDI/SKODA/VOLKSWAGEN	1K0407272HB/1K0407272KC/ 1K0407452NX/1K0407762X	304774	24501		23,25,428,515, 516,522,523
261223	SEAT/SKODA/VOLKSWAGEN	6Q0407272DM/6Q0407452QX	304826	24553		411,414,420,421, 422,430,503,543
261224	VOLKSWAGEN	1K0407271DS/1K0407761AX	304763	24490		514,522,549
262001	VOLVO	8111306/9122569/91225698/9163593/9601096	301397	20833		564,565,567,568, 569,570
262002	VOLVO	8601097/9122570/91225706/9163592	301398	20834		564,565,567,568, 569,570

GSP Ref.	MAKE	ADAPTABLE TO OE	GKN	SPIDAN	METELLI	PAGE
262004	VOLVO					566,567,568,569
264001	ZAZ		301421	23157		570
266001	SSANGYONG					433
266002	SSANGYONG					433
299003	PEUGEOT	3273Z0/3273Z1	303492	21959	17-0292	337,339
299006	CITROEN/PEUGEOT	32722Q/32723Q/3272Q	303345	21339	17-0494	90,91,316,317
299007	CITROEN/PEUGEOT	3272X9	302914	23348		68,91,316,317
299010	CITROEN/PEUGEOT	32737H/32737J	303346	21340	17-0495	90,91,316,317
299012	PEUGEOT					318
299013	PEUGEOT					318
299037	PEUGEOT					329
299042	FORD	1328362/2T143B436AC/2T143B436AD/ 2T143B436AE/2T143B436AF/2T143B436AG/ 2T143B436AH	305038	24766	17-0843	175
299043	FORD/FORD LCV					156,176
299053	HYUNDAI					202
299064	MAZDA	GD402550XA				223
299070	RENAULT	391010737R/7711368284/8200167535/ 8200264664/8200356803/8200388506/ 8200511116/8200623807/8200626043/ 8200661557/8200690053	304745/304801	24472/24528	17-0903	373,374,386,387, 388,389
299071	RENAULT	7711135416/7711135417/8200167522/ 8200167536/8200264665/8200264668/ 8200300713/8200613827/8200626038	304339/304341	23740/23742	17-0896	386,387,388,389
299076	RENAULT					383,385,386,392
299080	SUZUKI	4410163J21				443
299106	TOYOTA	4341005370/4341005720				447
299107	TOYOTA	4342005320				447
299108	AUDI/VOLKSWAGEN	8D0407272AC/8D0407272BE/8D0407272DK/ 8D0407272DM/8D0407418H/ 8D0407452DV/8D0407452DX	301210	22678	17-0690	27,28,34,35,529,530, 535,536,537
299111	AUDI/VOLKSWAGEN	8D0407272AP/8D0407272DL	301221	22682	17-0198	27,28,34,35,529,530, 535,536
299113	AUDI	4B0407272C/4B0407272M/4B0407452CX	303313	21172		42,43,44,45,46
299120	FORD/SEAT/VOLKSWAGEN	7M3407272B/7M3407272C/7M3407272E/ 7M3407272EX/7M3407452V/7M3407452X/ YM213B436AD	303923	22254		161,406,547
299132	RENAULT					359
299151	OPEL/RENAULT/VAUXHALL	8200169288/8200499895	303506	21552	17-0862	304,305,380,381, 489,490
299155	HOLDEN					180
299180	TOYOTA	4341052110				472
299181	TOYOTA	4342052110				472
299186	RENAULT	8200216626/8200531908	304564	24244		372,393
299188	RENAULT	8200379235	304856	24583		386,388,389
299190	SMART	Q0003234V006000000/Q0003234V007000000/ Q0003234V009000000/Q0003234V010000000/ Q0003234V011000000	304582	24262	17-0629	432,433
299191	SMART	Q0003233V006000000/Q0003233V007000000/ Q0003233V009000000/Q0003233V010000000/ Q0003233V011000000	304583	24263	17-0630	432,433
299197	CITROEN	3273GZ/3273NT/3273RN/3273RP	304643	24329		78
299201	RENAULT	7711135420/8200198016	304340	23741		371,372,387,388, 389,392,393
299217	RENAULT	8200352042	304798	24525		369
299228	RENAULT		304993	24721		373,374
299229	RENAULT		304994	24722		373,374
299271	CITROEN/PEUGEOT	3273KJ/3273KK/3273PZ/3273QA	304585/304587	24269/24271		75,81,323
299272	PEUGEOT	3272KW/3272KX	304584	24268		323
299285	MINI	31601493977/31607514475/31607518237	304212	23277	17-0944	243,244
299296	MERCEDES BENZ					237,238
601001	ACURA/HONDA					1,180,184,185, 190,193
601002	ACURA/HONDA					1,180,193
601003	HONDA					180
601006	HONDA					192
601007	HONDA					192
601008	HONDA/ROVER					193,400
602001	ALFA ROMEO	700611	301103/302211	20020	16-1017	5,6,7,8
602003	ALFA ROMEO	46307515			16-1025	4,5
602004	ALFA ROMEO	46307223/46307457	302282	23521	16-1014A	4
602005	ALFA ROMEO/FIAT/LANCIA	46307103/60812691			16-1020	1,2,3,4,8,115,116, 117,135,136,137,138, 139,140,143,214

GSP Ref.	MAKE	ADAPTABLE TO OE	GKN	SPIDAN	METELLI	PAGE
602006	FIAT/FORD/LANCIA/ MOSKVICH	1493963			16-1005/16-1015	144,145,146,148,161, 162,163,173,214, 215,256
602011	FIAT	60584662	304313	23677		135,136,143
603001	ALFA ROMEO/AUDI/SKODA/ VOLKSWAGEN	251598101A/431407331G/431498103C/ 431498103CX/443407331D/443407331G/ 443498103A/4B0498103	302287/302463	20273/23845	16-1014	2,8,9,10,11,12,13, 14,15,16,18,19,20, 21,22,27,34,41,42,44, 48,49,50,431,527,529, 530,533,535,536,537, 550,554,555
603002	AUDI/VOLKSWAGEN	3B0498103/431407331H/443498103/ 811407331/8D0498103/8D0498103A/ 8D0498103AX	301134/302246/ 302248	22487/22522	16-1012	9,11,12,14,20,21,27, 28,29,34,35,36,41, 42,43,44,45,46,529, 530,535,536,537
603003	AUDI/SKODA/VOLKSWAGEN	1K0498103X/321498103B/811498103A/ 893498103/893498103X	302247/302260	20289/22545	16-1010	16,17,18,19,20,21, 22,48,426,427,525, 527,533,534
603004	AUDI/SEAT/SKODA/ VOLKSWAGEN	113501331/113598101/171498103/ 171498103CX/321498103/321498103V/ 321498103X/321498350V/321498350X/ 547498103	301116/302230/ 302231/302232	20258/22405		15,16,22,410,411,412, 413,415,418,425,426, 499,500,504,505,506, 507,510,511,512,513, 520,521,522,526,527, 533,534,535,544,545, 546
603006	AUDI/VOLKSWAGEN	191407331/191407331A/1H0407331B/ 1H0407331D/321407331D	301141	20438		48,502,508,509, 527,533,534
603007	AUDI/VOLKSWAGEN					41,520
603008	AUDI/SEAT/SKODA/ VOLKSWAGEN	171407331F/171498103C/1H0407331H/ 1J0498103/1K0498103B/321498103A/ 6Q0498103A/ZBC407331	305021	24749	16-1004/16-1022	15,16,17,18,19,20,22, 23,48,407,408,409, 410,411,413,415,416, 417,418,425,426,427, 428,495,496,498,499, 504,505,506,507,508, 509,510,511,512,513, 514,516,517,518,519, 520,521,522,525,526, 527,528,529,533,534, 535,539,543,544, 545,546,562
603009	AUDI/SEAT/SKODA/ VOLKSWAGEN	191498104/191498104A/321498103C/ 321498103CV/321498103CX/357498104/ 357498104V/357498104X/535498104	302258/302262	22498	16-1010A	23,410,416,426,427, 496,498,511,513,525, 528,529,535
603011	AUDI/SEAT/SKODA/ VOLKSWAGEN	191498103/191498103A/191498103C/ 191498104C/1J0498103A/1K0498103/ 357498103/357498103A/357498103B/ 357498103V/357498103X	302257/302261	22497	16-1010B	19,20,23,24,25,26, 27,28,29,34,35,36, 49,50,407,408,409, 410,411,412,413,414, 415,416,417,418,419, 420,422,426,427,428, 429,430,496,497,498, 499,500,501,502,504, 505,506,507,508,509, 510,511,512,513,514, 515,516,517,518,519, 521,522,523,525,527, 528,529,531,532,533, 534,535,537,538,539, 541,543,544,545,546, 548,549,562,563
603013	AUDI/VOLKSWAGEN					27,39,40,533
603014	AUDI	893498103B/893498103BX	302249	22632		16,17,18,19,20, 21,48
603019	AUDI	431498103	302217	20272	16-1004A	8,11,12,16,17,18
603020	AUDI		302233	22631		16,17,18,21
603027	AUDI/VOLKSWAGEN	7L0501331/7L0598103/95533290200	304558	24238		49,548
605001	BMW	33211227599	302225	21989		52,53,55,56,60
605007	MERCEDES BENZ					238,239
605009	BMW					52,53,56

GSP Ref.	MAKE	ADAPTABLE TO OE	GKN	SPIDAN	METELLI	PAGE
606001	BUICK					60
606003	BUICK					60
608002	DAEWOO					104
608008	CHEVROLET/GMC/ OLDSMOBILE					62,179,281
608009	CHEVROLET / GEO/GMC/ OLDSMOBILE					63,179,281
608013	MAZDA	F03725500/F03725500A				233
608014	FORD/MAZDA					164,219,222
608015	CHEVROLET/HOLDEN/ TOYOTA					62,180,454,458, 460
608016	TOYOTA					458
608017	SUZUKI	4410260G00/4411772F00				440
608018	SUZUKI					439,440,443,445
609003	CHRYSLER					65
609005	CHRYSLER/ CHRYSLER TRUCK / VAN					66,67
609006	CHRYSLER					66
609009	CHRYSLER/DODGE/EAGLE					63,114
609010	CHRYSLER/DODGE/ PLYMOUTH					63,114,356
609011	CHRYSLER TRUCK/ DODGE TRUCK/ PLYMOUTH TRUCK					67,114,356
609012	DODGE TRUCK					114
609015	CHRYSLER					64
609016	CHRYSLER					64,65
609017	CHRYSLER					64,65
609018	CHRYSLER					65
609021	CHRYSLER/DODGE/ PLYMOUTH					66,113,356
609023	CHRYSLER					63,65,66
609024	CHRYSLER					64
609025	CHRYSLER					66
609026	CHRYSLER/DODGE/ PLYMOUTH					64,65,113,114,356
609027	CHRYSLER/DODGE/ PLYMOUTH					64,66,113,114,356
610001	PEUGEOT					329
610003	PEUGEOT					324,335
610004	PEUGEOT					324,335
610005	PEUGEOT					318
610006	CITROEN/PEUGEOT					90,315
610008	CITROEN					91
610020	PEUGEOT					329
610038	CITROEN/FIAT/PEUGEOT	1349786080/46308391/46308487/46308498	304608	24292		81,90,131,342,343
612001	DAEWOO					105,106
612002	DAEWOO					103,104
612003	DAEWOO	96349956				104
612004	CHEVROLET					61,62
612005	DAEWOO					103,105
612006	DAEWOO	96245288				105
614001	DAIHATSU					106,107,111,112
614004	DAIHATSU					110,111
614005	DAIHATSU					108,109
614006	DAIHATSU					107
614007	DAIHATSU					107
614008	DAIHATSU					112
614009	DAIHATSU					106
614010	DAIHATSU					107
614011	DAIHATSU					107
615002	CHRYSLER/DODGE/ PLYMOUTH					64,65,113,114,356
615003	PLYMOUTH					356
615005	MITSUBISHI					251
615006	DODGE/MITSUBISHI					114,244
615010	DODGE					113,114
616004	JEEP					205
617001	FIAT/FIAT LCV					140,148
617018	FIAT					119,120,135,137
617020	CITROEN/FIAT/PEUGEOT	46308336/46308500	304605	24289		81,90,131,342,343
617021	CITROEN/FIAT/PEUGEOT	1349787080/1355333080/46308316/ 46308488/46308502	304610	24294		81,90,131,343
617022	CITROEN/FIAT/PEUGEOT	1349790080/1355334080/1357488080/ 46308315/46308488/46308501	304609	24293		81,90,131,343

GSP Ref.	MAKE	ADAPTABLE TO OE	GKN	SPIDAN	METELLI	PAGE
617027	FIAT					115,137
617028	CITROEN/FIAT/PEUGEOT	1349788080/46308335/46308488/ 46308499/55700559	304603	24287		81,90,131,343
617038	FIAT					135,136
617042	CITROEN/FIAT/PEUGEOT	46308399/46308497/71771311	304606	24290		81,90,131,342,343
618001	FORD	153120188003/72GG4635BA/ 92333203200	301142/302238	20439/21561		149,161,162,163, 164,173
618002	FORD	6073690/77TT3K177EB	302207	21752	16-1007	150,151,152,155,171
618004	MAZDA					219
618005	MAZDA					224,234,235
618006	MAZDA/MERCURY					219,233,234,235,243
618007	FORD/KIA					155,208
618008	FORD					155
618009	FORD/MAZDA					164,219,235
618010	FORD					149,173
618012	MAZDA					230
618015	FORD/MAZDA					172,224,234,235
618018	FORD/VOLKSWAGEN	337407331A/337498103				150,172,175,523, 539,544
618019	FORD/VOLKSWAGEN	ZBA407331/ZBC407331A				151,503,504,526, 545,563
618021	FORD					173
618022	FORD	1S653B418AA/XS463B418DA				164
618026	FORD/MERCURY					173,243
618027	FORD/MERCURY					173,243
618037	FORD/MERCURY	F87A3K183B				154,155,172,243
618039	FORD/KIA/MAZDA/MERCURY					148,151,209,235,243
618041	FORD					154
618044	FORD	XS4C3B418EB				156
618045	FORD	C9120B071000/XS4C3C092BA				156
618054	FORD					173
618068	FORD/MERCURY					151,154,243
618070	FIAT/LANCIA/SEAT	42601388			16-1002	117,118,119,135,140, 141,144,145,146, 147,212,213,214, 215,216,417
618072	FORD	96FG3B418CA				155,164
619001	TOYOTA					454,462
621006	GM					176,177
621007	GM					176,177,178
621009	GM					176,177
621011	GM					178,179
621014	GM					177,178
623001	ISUZU					203
623002	HONDA					180,193
623004	HONDA					184,190
623005	HONDA					184,190
623008	HONDA					184
623009	HONDA					180,190,193
623010	HONDA					185
623011	ACURA					1
623012	HONDA					193
623013	HONDA					190,193
623017	HONDA					180,184,195
623018	HONDA					184
623019	HONDA					195
623020	HONDA	44010SO4010/44310SO4300				184
623021	HONDA	44011SO4010/44310SO4900				184
623023	HONDA					184
623046	HONDA					181,190,191,193
624001	HYUNDAI					201
624002	HYUNDAI					197
624003	MINISUBISHI	MB297538				256
624008	HYUNDAI/KIA	4950538C00				201,208
624009	HYUNDAI	4950522A00				196
624010	HYUNDAI/KIA	4950525B00				196,209
624016	HYUNDAI					200
624042	MINISUBISHI					247
626001	HOLDEN/HONDA/ISUZU					180,193,202,203
626002	HOLDEN/HONDA/ISUZU					180,193,202,203
626003	HOLDEN/ISUZU					180,203
626004	ISUZU					202
626005	ISUZU					202
627001	HYUNDAI/KIA					201,207,208

GSP Ref.	MAKE	ADAPTABLE TO OE	GKN	SPIDAN	METELLI	PAGE
627002	KIA					206
627003	KIA					206
627004	KIA					210
627006	FORD/KIA					173,209
627007	KIA					209
627008	KIA					208
627013	KIA					206
627014	KIA					206
627015	KIA					209,210
627016	KIA					210
628001	LADA	21082215056	301181/302315	20819	16-1028	211,212
628003	LADA	21212215055/21212215057				210,211
628004	LADA	21212215054/21212215056				211
628005	LADA					211
628006	LADA	21232215057				211
628007	LADA	21232215056				211
630001	LAND ROVER					217
631004	TOYOTA					449
634001	MAZDA					219
634002	MAZDA					224,234,235
634003	MAZDA					224
634004	MAZDA					224
634005	MAZDA					227
634006	MAZDA					227
634007	MAZDA	F03725600/F03725600A/F03725600C				233
634008	FORD/KIA/MERCURY					150,209,210,243
634009	MAZDA					234,235,236
634010	FORD/MAZDA					164,219,222
634012	MAZDA					234,235
634013	MAZDA	GG0922520C				224
634017	MAZDA					232
634018	MAZDA					235
634019	MAZDA					229
634022	MAZDA					219
634027	MAZDA					219
634028	MAZDA					232
634029	MAZDA					222
634032	FORD	G56822620	302875			173
634033	MAZDA					224,235
634036	MAZDA					224,235
634037	KIA/MAZDA					210,234
635001	MERCEDES BENZ	6383342334	303540	21727	16-1030	241,242
635003	MERCEDES BENZ					236
635004	MERCEDES BENZ					240
635006	MERCEDES BENZ	2013500813	302271	22701		236,237,238,239,240
635014	MERCEDES BENZ	1693602972/1693604372/ A1693602972/A1693604372	304832	24559		237,238
635015	MERCEDES BENZ					237
635020	MERCEDES BENZ	9013300001/A9013300001	304904	24633		241
638001	MINI					243,244
638002	MINI					244
639001	MITSUBISHI					247
639002	MITSUBISHI	MB176874/MB297927/MB620055				248,252
639003	MITSUBISHI					247,248,256
639005	MITSUBISHI	MB196876/MB526892/ MB837166/MR196876				252,256
639009	MITSUBISHI					250
639010	MITSUBISHI					247,248
639013	MITSUBISHI					248
639023	MITSUBISHI	MR276445/MR331245				252
639025	MITSUBISHI					250,252
639028	MITSUBISHI	MB399348/MR399351				247,248
639029	MITSUBISHI					250
639044	DODGE/MITSUBISHI					114,253,255
639045	MITSUBISHI					254
641001	NISSAN					275
641002	NISSAN					264,267,273,275,276
641003	NISSAN					273,275
641008	INFINITI/NISSAN					202,259,265
641013	INFINITI/NISSAN					202,269
641014	INFINITI/NISSAN					202,256,267,268,281
641015	NISSAN					280
641016	NISSAN					280
641028	NISSAN					275,280
641032	NISSAN	39710F4605				280

GSP Ref.	MAKE	ADAPTABLE TO OE	GKN	SPIDAN	METELLI	PAGE
641036	NISSAN					259,265,275
641037	NISSAN					275
641038	NISSAN	39710F4269				280
641045	NISSAN					266
644001	OPEL/VAUXHALL	0374099/0374100/374099/ 374100/90142329/90199039	301124/302228	21467	16-1006	282,299,300,301, 302,303,473,474,482
644002	OPEL/SAAB/VAUXHALL	1603237/374048/374118/ 374148/374195/9317340/93173430	301144/302253	21457		282,283,284,285, 286,287,292,298,299, 300,301,302,303,307, 308,309,310,404,473, 474,477,478,481,482, 483,484,485,486
644003	OPEL/VAUXHALL	374091/7839614			16-1026	283,293,295,306,491
644004	OPEL/VAUXHALL	0374013/0374027/374013/ 374027/90095159	301123/302227	21451	16-0008/16-1008	282,283,284,285,286, 287,288,294,295,298, 299,300,301,302,303, 306,307,308,309,472, 473,474,475,476,477, 481,482,483,484,485, 487,490,491
644005	OPEL/SAAB/VAUXHALL	374130/4242328/90304156	302254	21498		292,308,309,310, 404,481,482,484, 485,486
644006	DAEWOO					106
644007	OPEL					293
644008	OPEL					290
644009	OPEL/VAUXHALL	0374446/374446/93170397				296,297,303,304, 306,307,487,488, 489,491
644010	OPEL					296
644015	GM					178,179
645010	PEUGEOT					318
645011	PEUGEOT					320
645012	PEUGEOT					320
645014	PEUGEOT					332
645016	PEUGEOT					332
645017	PEUGEOT					332
645018	CITROEN					100
645019	PEUGEOT					320
645020	CITROEN/PEUGEOT					96,100,324,332
645021	PEUGEOT					324,332
648001	PORSCHE	93033203400	301174/302299	21850		357
648002	ALFA ROMEO/AUDI/ MERCEDES BENZ/OPEL/ PORSCHE/VAUXHALL/ VOLKSWAGEN	414204/6383341734/90297728/ 91133203001/91133292301	301169/302297/ 302303	21490/21897	16-1016	4,6,7,8,9,10,11,12, 13,14,15,16,17,18,20, 21,22,28,41,42,48,49, 241,242,305,306,357, 482,555,556,557
648004	ALFA ROMEO/FIAT/ LANCIA/PORSCHE/SEAT	4315132/60806930/82282139/ 92601388/92601892/95133190100/ 9936769	301129/301136/ 302240/302241/ 302251/302266/ 302277	21311/21327/ 21888/21896/ 23522	16-1002A	2,3,4,117,118,119, 135,140,141,143,144, 145,146,147,148,212, 213,214,215,216,357, 417
650013	RENAULT					364
650015	RENAULT					365
650019	AUDI/VOLKSWAGEN	4A0407341B				27,526,529,530, 531,535,536
650025	RENAULT					391
650058	RENAULT					367
650059	RENAULT					362,365,393
651005	LAND ROVER					218
651006	ROVER					398,400
651007	LAND ROVER					217,218
653001	SEAT/VOLKSWAGEN	171407331C/171407331E/171407331L/ 171498103B/171498103D/171498103DV/ 171498103DX/171498350X/1H0407331/ 6N0407331/6N0498103/861498103A	301117/302215/ 302229	20286/22455	16-0003/ 16-0023/ 16-1003/ 16-1023	409,410,411,412,413, 415,499,505,506,507, 509,520,521,539,540, 541,542,543,545,562

GSP Ref.	MAKE	ADAPTABLE TO OE	GKN	SPIDAN	METELLI	PAGE
653002	AUDI/BMW/SEAT/SKODA/ VOLKSWAGEN	377498103E/6X0407331/6X0498103			16-1010C	22,23,24,25,26,27,49, 50,55,407,408,409, 414,415,416,419,420, 422,426,427,428,429, 430,431,432,496,497, 498,499,500,501,503, 504,505,511,512,513, 514,515,516,517,518, 519,520,525,526,531, 532,533,537,538,539, 541,545,548,549
654002	SKODA/ZAZ		302317	23154		423,424,570
654003	SKODA/VOLKSWAGEN	115420171/6U0407331/6U0498103A	302318	23155		423,424,425,500
654004	AUDI/SEAT/SKODA/ VOLKSWAGEN	1K0498103E				24,25,26,27,407,408, 409,416,417,419,428, 429,430,500,501,503, 515,516,517,518,519, 523,531,532,538,545, 549,550
656001	SUBARU					437
656002	SUBARU					438
656003	SUBARU					433,436
656004	SUBARU					433,435,438
656005	SUBARU	28021AC210/28093AC040				435
656006	SUBARU	28021AC130				436
656009	SUBARU					436
656012	SUBARU					433
656013	SUBARU					434,438
657002	SUZUKI	4410160G00				439,440
657003	SUZUKI					439
657005	SUZUKI	4410160G20/4410160G22				440,441
657006	SUZUKI					440
657009	HOLDEN/SUZUKI					180,443
657024	SUZUKI					443
657025	SUZUKI					443
657034	SUZUKI	44127M79F01				442
659002	TOYOTA	4341010090/4341010091				470
659004	TOYOTA					461
659005	TOYOTA					461
659006	TOYOTA					448
659007	TOYOTA					448
659009	TOYOTA					449,452,456
659010	TOYOTA					448
659012	TOYOTA					454,469
659014	TOYOTA					446,468,471
659022	TOYOTA					461
659023	TOYOTA	4340310011				454,462,471
659024	TOYOTA					448
659025	TOYOTA					448
659026	TOYOTA					448
659027	TOYOTA					461
659033	TOYOTA	4304006040/4342006151				448,469,471
659036	NISSAN	39711EE40A				266,267,279,280
659039	TOYOTA					466
660001	VAUXHALL					487,488
661001	VOLKSWAGEN	701407331A/701498103/701498103X	301177/302305	20597	16-0019/16-1019	551,552,555,556, 557,558
661002	VOLKSWAGEN	701407331B/701498103A/ 701498103AX/8E0498103A	302374/302464	22902	16-1024	551,552,555,556, 557,558,559
661003	VOLKSWAGEN	211501331B/211598101/212501331/ 251501331/251598101/251598101X/ 3015012031	301137/302255	22407	16-0001/16-1001	550,554,555
661004	VOLKSWAGEN	1H0407331E				507
661005	SEAT/VOLKSWAGEN					411,414,511,513, 540,542
661006	SEAT/SKODA/VOLKSWAGEN	1J0407341D/1J0407341F/1J0498103K				411,414,420,421, 422,426,496,497, 498,499,511,512, 513,514,523, 540,542,543
661007	AUDI					16,17,18,19,20, 21,22,27,47,48

GSP Ref.	MAKE	ADAPTABLE TO OE	GKN	SPIDAN	METELLI	PAGE
661011	AUDI/SEAT/SKODA/ VOLKSWAGEN	1K0498103C				23,24,25,26,407, 408,416,419,428, 429,500,501,502,514, 515,516,517,518,519, 522,523,531,537,538, 549
661013	VOLKSWAGEN	2374981032				523
661020	VOLKSWAGEN	7H0407332P/7H0498104F/7H0498104K	304837	24564		524,552,553,559, 560,561
661021	VOLKSWAGEN	7H0407332J/7H0498104G/7H0498104GX	304841	24568		524,525,553,560,561
661022	VOLKSWAGEN					504,505,532,562
661029	VOLKSWAGEN	7H0498103C	304843	24570	16-1031	524,525,553,554, 560,561,562
661030	VOLKSWAGEN	7D0498103/7D0498331	303999	23626		536,552,557
661041	VOLKSWAGEN	7H0407331B/7H0498103	304839	24566		524,552,553, 559,560,561
661044	AUDI/FORD/SEAT/ VOLKSWAGEN	4E0498103/7M3498103H				29,30,31,32,33, 36,37,38,39,160 ,161,406,407,412, 546,547,548
662015	VOLVO		301126/302243	20934		564,565,567,568, 569,570
699008	FIAT					115,119,134
699023	GM	93230069				176,177,178
699025	DAEWOO	26010773/96489845			16-1029	104,105
699026	GM/OPEL	932902609				176,179,312
699027	GM					177
699028	DAEWOO					106
699045	TOYOTA					465
699050	FORD					174
699052	BMW		301149/302273	20542		52,56,57,58
699057	VOLKSWAGEN					503,526
699059	CHRYSLER/DODGE/PLYMOUTH					66,113,356
699062	CHRYSLER/DODGE/EAGLE					63,64,114
699072	FORD					164
699075	FORD	6069108/6069109/ 81TT3K177AA/81TT3K177AB	302307	21761		150,151,152,171
699099	SUZUKI		302644/302702/ 302721	21084/21085		444
699100	CHEVROLET					63
699108	GM					177
699113	MAZDA	GG0922620C				224
699127	GM	92225296/93225296				179
699148	VOLKSWAGEN	7L0407331A/7L0498103/7L0498103A/ 95534990200/95534990201	304556	24236		548
801001	HONDA	44306SA5970/44306SA5971/ 44306SB0010/44306SB0040	300992/302085/ 302086	20309/20310	15-1113	181,194
801002	HONDA	44305629671/44305692671/44306692671	302080	20304	15-1099	181,194
801004	ACURA					1
801005	HONDA	44014SP0000				192
801006	HONDA	44010S10A00/44010S10A10/44010S17J30/ 44010ST7J30/44011S10A00/44011ST7J30/ 44014S0AJ51/44014S10A50/44310S10A00/ 44310S10A10/44310SH3J00/44310SK7J02/ 44310S10A10/44310SL5N00/44310SM4310/ 44310ST7900				190,195
802001	ALFA ROMEO	60589273			15-1183	6
802002	ALFA ROMEO	46307308/60815250	303270	21149	15-1297	4
802003	ALFA ROMEO/FIAT	46307032/46307171/60812753	303113/303117	20993/20997	15-1211	1,2,117,135,136
802004	ALFA ROMEO/FIAT/LANCIA	60605055/60811033/7627971/ 7652958/7656949/7688157/7692993/ 7750300/82486230	300913/300919/ 302001/302002/ 302006/302009	21233/21238/ 23830/23838	15-1093/15-1110	2,4,117,118,119,145, 146,147,212,213
802005	ALFA ROMEO/FIAT/LANCIA	46307083/60813096	303112	20992	15-1210	1,135,136,139,140,212
802006	ALFA ROMEO/FIAT	46307034/46307169/60812760	303114/303118	20994/20998	15-1212	1,2,116,117,135, 136,138
802008	FIAT	46307134	303115	20995		117,136
802009	ALFA ROMEO/FIAT	60541802/60809609	302025	23839	15-1153	2,3,8,117,136
802011	ALFA ROMEO/LANCIA		302190	23831	15-1152	4,213,214
802012	ALFA ROMEO/FIAT/LANCIA	46307246/60815021	303196/303275	21154	15-0244/15-1244	3,136,214
802013	ALFA ROMEO	46307299/60815163	303194/303273	21152	15-1300	4,5
802014	ALFA ROMEO	46307685	303609	20208	15-1418	2
802015	ALFA ROMEO	547679/547682/548135/60504718/ 60506536/795283	302004	20026	15-1083	5,6,7
802017	ALFA ROMEO/LANCIA	46307301/46307309/46307901/7081591	303193/303272	21151	15-1245	3,214
802018	FIAT	46307572/46307913/46308205	303914	22203	15-1374	119,120

GSP Ref.	MAKE	ADAPTABLE TO OE	GKN	SPIDAN	METELLI	PAGE
802019	ALFA ROMEO/FIAT	60812880	302456	23844	15-1213	2,136
802023	ALFA ROMEO	46308266			15-1596	4,7,8
802024	ALFA ROMEO	46308235/46308710/46308798/50500529	305364	25141	15-1595	4,7,8
802025	ALFA ROMEO/LANCIA	46308070/60802035/71783876	304811	24538	15-1550	2,214
802026	ALFA ROMEO	46308276	305366	25143	15-1597	4
803002	AUDI/SEAT/SKODA/ VOLKSWAGEN	1K0407311J/1K0498099B/1KM498099	304329	23691	15-1463	23,24,25,26,27,49, 50,407,408,409,416, 417,419,428,429,430, 431,432,500,501,502, 514,515,516,517,518, 519,522,523,531,532, 533,537,538,539,545, 548,549,550
803003	AUDI/VOLKSWAGEN	183498099A/431407311C/431498099B	302193		15-1150	16,49,520
803004	AUDI	431407275/431407311A/431498099A/ 431498099AX/431498099E/ 803407275A/803498099A	301047/302149	20271	15-0025/15-1025	8,9,10,11,12,13, 14,15,16,17,18,21
803005	AUDI	443407305C/443498099E/443498099EX	302155	22572	15-1219	9,10,12,13
803006	AUDI	431498099D/431498099F/ 437407305/443407305	301052/302150	20276	15-1127	9,10,12,13,14,15, 16,17,18,21
803007	AUDI/VOLKSWAGEN	171407311L/191598099/305407311/ 305407311B/305407311C/321407311L/ 321407311M/321498099A/321498099B/ 321498099E/321498099EX/321498099F/ 377407311/811498099F	300971/302060	20260	15-0096/15-1096	15,16,17,18,48,507, 522,526,527,533, 534,544
803008	AUDI	893498099E/895407311	301027/302128	22543	15-1066	16,17,18,21
803009	AUDI	893498099G/893498099GX/ 895407305/895498099B	301026/302129	22544	15-1122	16,17,18,19,20,22
803012	AUDI	893407305N/893498099M/893498099MX/ 895407305B/895498099A/895498099H/ 8A0498099/8A0498099X	300853/301950	22550	15-0112/15-1112	16,17,18,19,20, 21,22,48
803013	AUDI	443407311/443498099D	302181	22560	15-0119/15-1119	9,10,11,12,13
803014	AUDI	443407305B/443498099B/443498099BX/ 443498099C/443498099CX/4A0407305E	301075/302182/ 302183	22566/22581	15-1121	9,10,11,12,13,14, 15,20,21,41,42,44
803015	AUDI	4A0407311C				11
803016	AUDI	4A0407305A/4A0407305F/4A0498099B/ 4A0498099C/4A0498099J/895407305A/ 895498099C/895498099D	300855/301952/ 301953/301954	22541/22552	15-1140/15-1188	11,14,19,20,21, 22,41,44,49
803017	AUDI	441407305B/4A0407305G/4A0407311B/ 4A0498099/4A0498099D/893407305G/ 893498099L/893498099LX/8A0407305F	300857/301957/ 301960	22591/22639	15-0195/ 15-1174/15-1195	11,14,20,21,22,41, 42,44,48,49,50
803018	AUDI/SKODA/VOLKSWAGEN	3B0498099A/8D0407305G/8D0498099/ 8D0498099B/8D0498099BX	300841/301955	22681	15-1239	27,28,34,35,42,44, 431,529,530,535, 536,537
803019	AUDI/SKODA/VOLKSWAGEN	1H0407271CX/1H0407271GX/3B0498099E/ 4D0407305B/4D0498099/4D0498099A/ 4D0498099X/4D0598099/8D0407305J/ 8D0498099D/8D0498099E/8E0498099A/ 8E0498099G	300856/301961/ 301962/304333	22763/22804/ 23695	15-1267/ 15-1436/ 15-1441/ 15-1641	28,29,34,35,42,43, 45,46,47,431,529, 530,531,536,537
803020	AUDI/VOLKSWAGEN	8D0407305H/8D0498099A/8D0498099C	301956	22747	15-1377	28,29,35,36,39,42, 43,45,46,529,530, 536,537
803021	AUDI/SKODA/VOLKSWAGEN	3B0498099B/3B0498099BX/ 3B0498099C/8D0407305M	303408/303409	21091	15-1381	28,35,42,45,431, 529,530,536,537
803022	VOLKSWAGEN	171407311E/8614498099/861498099	302031	20285	15-1035	502,541,542
803023	AUDI	893407305C/893498099D	302061	22542	15-1185	16,17,18
803024	AUDI/SEAT/SKODA/ VOLKSWAGEN	6Q0 498 099 B/6Q0407271DA/ 6Q0407311Q/6Q0498099E/ 6Q0498099EX/6QD498099	303557	21587	15-0414/15-1414	22,411,414,415,420, 421,422,430,503, 542,543
803026	AUDI	893498099P/893498099PX/8A0407305G	302184	22748	15-1308	16,17,18,19,20,21, 28,29,34,35,36,39
803027	AUDI/SEAT/SKODA/ VOLKSWAGEN	6Q0498099/6Q0498099D/ 6Q0498099DX/6R0498099	303556	21586	15-1397/15-1413	22,410,411,414,419, 420,421,422,430,
803029	AUDI	811407305A/811498099A	302153	20295	15-1181	21,48
803030	AUDI/SEAT	8E0407305A/8E0498099/8E0498099X				29,30,31,32,36, 37,38,412
803031	AUDI/VOLKSWAGEN	855407311/855498099/ 855498099A/855498099B	301048/302152	20294	15-1128	21,48,527,533
803032	AUDI	171407311P/321498099C/811407311/ 811498099/893407311/893498099	301939/302151	22458/22546	15-0050/15-1050	17,18,21,22
803033	AUDI/SEAT/SKODA/ VOLKSWAGEN	150498099/150498099A/1J0498099/ 1J0498099A/1J0498099AX	302941/302961/ 302962	20338/20339	15-1241	23,43,46,415,416, 418,425,426,427,496, 498,510,511,512,513
803034	AUDI	893407305/893498099A	300846/301940	22547	15-1111	17,18,21,22

GSP Ref.	MAKE	ADAPTABLE TO OE	GKN	SPIDAN	METELLI	PAGE
803035	AUDI/SEAT/SKODA/ VOLKSWAGEN	1J0407311R/1J0498099E/1J0498099EX	303551	21522	15-1428	23,50,415,416,418, 419,426,427,496,497, 498,499,511,512, 513,514,525
803036	AUDI/SEAT/SKODA/ VOLKSWAGEN	1H0407311/1H0498099A/1H0498099E/ 1J0407311C/1J0407311D/1J0498099B/ 1J0498099BX/357498099E/357498099EV/ 357498099EX	300905/302024/ 302963	20340/22627	15-1189	23,49,50,410,415,416, 418,419,425,426,427, 496,497,498,499,502, 507,509,510,511,512, 513,514,518,525,528, 529,535,563
803037	AUDI/SEAT/SKODA/ VOLKSWAGEN	1K0407311G/1K0407311H/1K0407311L/ 1K0498099/1K0498099A/1K0498099C/ 1K0498099E/1K0498099X	304327	23689	15-1462/ 15-1464/ 15-1467	23,24,25,26,49,50, 407,408,416,419,427, 428,429,430,431,500, 501,502,514,515,516, 517,518,519,520,522, 523,531,537,538, 545,548,549
803038	AUDI/VOLKSWAGEN	171407311D/321498099/ 823407313/ZBA407311	302059	20257	15-1049	15,526,534
803045	AUDI/VOLKSWAGEN					34,526
803049	AUDI					27,41
803051	AUDI	893407311D/893498099B/ 893498099F/893498099H	300850/301951	22551	15-1091	16,17,18,19, 20,21,22,48
803055	AUDI					41
803056	AUDI					11,14,50
803058	AUDI	8E0407305A/8E0498099/8E0498099D/ 8E0498099DX/8E0498099X	304331	23693	15-1435	29,30,31,32,33, 36,37,38,42,45
803064	AUDI/SKODA/VOLKSWAGEN					39,40,46,47,430,533
803067	AUDI/SEAT	8E0407305B/8E0498099C	304335	23697	15-1554	29,30,31,32,33, 36,37,38,39,412
803070	AUDI/VOLKSWAGEN	1J0498099F				22,504,505,532,562
803077	AUDI	4F0498099A	304952	24681	15-1552	43,46,47
803078	AUDI/SEAT	8E0498099E			15-1551	29,30,31,32,33,36, 37,38,39,412,414
803085	AUDI/VOLKSWAGEN	7L6407321E/7L6498099A/ 7L6498099B/7L6498099C	304735	24462		49,548
803086	AUDI	8K0407305C/8K0498099B/8K0498099BX	304956	24685	15-1697	33,34,39,40,41,49
803087	AUDI	8K0407305D/8K0407305F/8K0498099/ 8K0498099C/8K0498099D/8K0498099X	304954/304958	24683/24687	15-1688	33,34,39,40,41, 43,46,47,49
803088	AUDI	8K0407305E/8K0498099A/8K0498099AX	304962	24691	15-1689	34,39,40,41,47
803092	AUDI/SEAT	8E0498099A	305119	24860		29,30,31,32,33, 36,37,38,39,412
803106	AUDI	443498099F/447498099	302203	22568	15-1277	10,11,13,14,15
804001	AUTOBIANCHI/FIAT/ LANCIA/SEAT	06X039481190/4087120/4247399/ 4308412/4308413/4308418/4313087/ 4328468/4465504/4475837/5944689/ 5944690/5959385/5998706/7076344/ 7643642/SE025141514B	300946/300948/ 302035/302038	21105/21250/ 21255	15-1001/15-1019	51,115,135,137,138, 148,216,405,412,417
805001	BMW	31607505005/31607505006			15-1630	59
805002	BMW					54
805006	BMW					59,60
805010	BMW				15-1725	58,59
806001	BUICK/CHEVROLET/PONTIAC				15-1344	60,61,357
806002	BUICK/CHEVROLET/ OLDSMOBILE/PONTIAC	26008330/26020959/26030481				60,62,281,356
806003	GM					176
806011	BUICK/CHEVROLET/ OLDSMOBILE/PONTIAC	26000690/26008329				60,62,281,357
808002	DAEWOO	96257803/96298465/96298466	303892	21824	15-1401	105
808004	SUZUKI	4410160DD0/4410178010/4410178012/ 4410182020/4410182021/4410182313/ 4410182611/4410186041/4410278011/ 4410278012/4410282020/4410282021/ 4410282313/4410282611/4410286041/ 4411578010/4411582611	300936/302027	21080	15-1068/15-1080	442,443
808005	BUICK/CADILLAC/CHEVROL ET/	7835070/7845070				60,63,179,281
808006	CHEVROLET/GMC					60,61,179
808007	BUICK/CADILLAC/CHEVROLET					60,63
808008	CADILLAC/CHEVROLET/ PONTIAC	7837075/7842037/7843919/7845024			15-1235	60,62,356
808009	CHEVROLET/GMC					61,63,179

GSP Ref.	MAKE	ADAPTABLE TO OE	GKN	SPIDAN	METELLI	PAGE
808011	BUICK/CHEVROLET/GEO/ GMC/ISUZU/OLDSMOBILE					60,62,176,179, 203,281
808015	CHEVROLET/ISUZU					63,203
808016	CHEVROLET					60
808018	CHEVROLET / GEO/SUZUKI					63,443
808019	CHEVROLET/DAEWOO	96273760			15-1656	61,62,106
808020	ISUZU					203
808021	DAEWOO	96348790/96348791/96391550/96391551	303900	21865	15-1530	104
808022	CHRYSLER/DODGE/EAGLE					63,64,65,114
808024	CHEVROLET/OLDSMOBILE/ PONTIAC					62,281,356
808025	CHEVROLET					60
808034	CHEVROLET/DAEWOO	96348782/96348783/96391554/96391555	303898	21847	15-1527	61,104
808037	CHEVROLET					61
809001	MINISUBISHI	MB526583				245,246,247,248, 252,253,256
809002	HYUNDAI/MITSUBISHI	MB297372/MB297373/MB297492/MB526350/ MB526353/MB526377/MB526453/MB526454/ MB526464/MB526533/MB526666/MB526829	302075/302988/ 302989/302990	20353/20354/ 24210	15-1048	200,248,256
809003	HYUNDAI/MITSUBISHI	4950828E00/MB297438/MB297678/	302983	20637	15-1064/15-1162	199,200,248,256
809004	HYUNDAI/MITSUBISHI	4950528B01/4950721000/4950724B00/ 4950821000/4950821A00/4950828A00/ MB176160/MB176161/MB176463 /MB176464/MB176864/MB176865 /MB176866/MB176867/MB178865 /MB297148/MB297341/MB297343/ MB297344/MB297345/MB297346/ MB297347/MB297348/MB620770 MB297353/MB297661/MB297662/MB297874/ MB297999/MB525577/MB526063/MB526064/ MB526066/MB526067/MB526117/MB526118/ MB526443/MB526444/MB526453/MB526454/ MB526490/MB526531/MB526547/MB526548/ MB526581/MB526582/MB526853/MB526854 /MB526860/MB526865/MB526866/MB526873/ MB526897/MB526898/MB526999	300981/302073	21381	15-1026	197,199,200,245,246, 248,250,251,252,256
809005	CHRYSLER	4384702/4384734			15-1356	65,66
809006	CHRYSLER					64
809008	CHRYSLER/DODGE/PLYMOUTH					64,113,114,356
809009	CHRYSLER					66
809010	CHRYSLER/DODGE/PLYMOUTH					64,113,114,356
809011	DODGE/PLYMOUTH					114
809012	CHRYSLER					64,65
809013	DODGE/DODGE TRUCK					113,114
809014	CHRYSLER					63,65,66
809016	CHRYSLER/DODGE/EAGLE					63,64,114
809017	CHRYSLER					64
809019	CHRYSLER					65
809022	CHRYSLER					64
809026	CHRYSLER					64
809028	CHRYSLER					65
809029	CHRYSLER	4808883			15-1438	66
809032	CHRYSLER					65
809033	CHRYSLER/DODGE/PLYMOUTH					64,114,356
809034	CHRYSLER					63
809035	CHRYSLER					64
809036	CHRYSLER				15-1330	64
809037	CHRYSLER					63,65
809038	CHRYSLER/DODGE/EAGLE					63,64,114
809039	CHRYSLER/DODGE					63,64,114
809040	CHRYSLER					64,65
809041	CHRYSLER					63
809043	CHRYSLER					63,65
809045	CHRYSLER					66
809049	JEEP					205
810001	CITROEN/PEUGEOT	327317/327318/327320/327321/ 327323/327324/327479/327480/327482/ 327483/327485/327486/95604719	300979/302070	20665	15-1015	70,71,72,332, 333,334
810002	CITROEN/PEUGEOT	327202/327209/327210/327211/ 327212/327371/327379/327381/ 95615878	303403/303474	21075/21288	15-1177	71,72,93,94,97,98, 99,100,101,102,318, 320,325,326,327, 328,331,332,333,334

GSP Ref.	MAKE	ADAPTABLE TO OE	GKN	SPIDAN	METELLI	PAGE
810003	CITROEN/PEUGEOT	3272E5/3273E6/95656495/95656595	303434/303475	21097/21289	15-1175	97,98,99,100,101, 102,325,326,327,
810004	CITROEN/PEUGEOT	327283/3273G9/96141635/96164213	303435	21098	15-1208	93,324,326,327,328
810005	CITROEN/PEUGEOT	3272E4/3273L5/95643689	303430	21093	15-1206	70,71,72,320,331, 332,333,334
810006	CITROEN/PEUGEOT		303535	21580		94,95,340
810007	CITROEN/PEUGEOT	3273K1/95653010	303536	21581	15-1179	94,95,340
810008	CITROEN/PEUGEOT	327235/3272N0/3273A6/ 3273T6/95653009			15-1180	95,96,341
810009	CITROEN/PEUGEOT	327355/327364/327365/327366/ 327367/327369/327389/95598210			15-1063	72,73,92,318,319,320
810010	CITROEN/FIAT/PEUGEOT	327360/327362/3273C7/327477/ 327478/95606802/95606803/95606804/ 95646292	301092/302199	21257	15-1020	74,132,133,134, 144,353,354
810011	CITROEN/FIAT/PEUGEOT	1495545080/9566722380/9567582280	302995/302997	20633	15-1132/15-1236	81,82,83,84,85,86, 87,88,89,90,120, 121,122,123,124, 125,126,127,128, 129,130,131,343, 344,345,346,347, 348,349,350,351
810012	CITROEN/FIAT/PEUGEOT		303099	20987		81,82,83,84,85,86, 87,88,89,120,121, 122,123,124,125, 126,127,128,129, 130,343,344,345, 346,347,348,349, 350,351
810013	CITROEN/FIAT/PEUGEOT	1495537080/1495541080/ 9566722180	303096/303098	20986	15-1120	81,82,83,84,85,86, 87,88,89,90,120, 121,122,123,124, 125,126,127,128, 129,130,131,343, 344,345,346,347, 348,349,350,351
810014	CITROEN/FIAT/PEUGEOT					79,80,92,141,142, 147,148,342,352
810015	CITROEN/FIAT/LANCIA/ PEUGEOT	1481451080/1481452080/32729C/ 3272GY/3272RL/32733Q/3273GQ/ 9617408188/9617408288/9626084088	304816/304818	24543/24545	15-1224/15-1546	79,80,81,92,141, 142,147,148,216, 342,351,352,353
810016	CITROEN/FIAT/PEUGEOT					79,92,141,142, 147,342,352
810017	CITROEN				15-1286	72,73
810018	CITROEN/FIAT/LANCIA/ PEUGEOT	9621456488	304799	24526	15-1222	79,80,92,141,142, 147,216,342,351,352
810019	CITROEN	3273Z8			15-1281	94
810020	CITROEN/PEUGEOT					69,70,97,98,99,355
810021	CITROEN/PEUGEOT	3273E1/3273W7	303537	21582	15-1263	94,95,340
810022	CITROEN/PEUGEOT	3272FP/3272Y3/3272Z7			15-1302/15-1446	69,70,96,97,98,99, 100,355,356
810024	CITROEN/PEUGEOT	3272C7/96141637	303405	21076	15-1176	93,94,324,325, 326,327,328
810025	CITROEN/PEUGEOT	32725X/3272KY/3272LA/3273AH/ 3273KL/3273KP	303936	22276	15-1456	75,76,323,329,330,331
810026	CITROEN	3272EN/3272ES/3273ES	303928	22268	15-1407/15-1497 15-1646	74,75
810027	CITROEN/PEUGEOT	327298/3272A1/3273J6/3273J9			15-1182	93,94,318,319,332
810028	CITROEN/PEUGEOT	32721X/32728W/3273AC			15-1455	75,76,77,329,330,331
810029	CITROEN/PEUGEOT	327260/3272N1			15-1264	95,96,341
810034	CITROEN/PEUGEOT					67,90,315
810036	PEUGEOT					335
810038	CITROEN/PEUGEOT					68,324,332,335,354
810042	CITROEN/PEUGEOT					70,332
810043	CITROEN/PEUGEOT	3272F5/327378/3273N2	303407	21077	15-1142	93,94,333,334,335
810044	CITROEN/PEUGEOT					102,319
810047	PEUGEOT					340,341
810048	CITROEN	327200/327220				72,73,92
810049	CITROEN UTILIT AIRES/ PEUGEOT					102,354

GSP Ref.	MAKE	ADAPTABLE TO OE	GKN	SPIDAN	METELLI	PAGE
810050	CITROEN/FIAT/PEUGEOT		302998	20634		81,82,83,84,85, 86,87,88,89,120, 121,122,123,124,125, 126,127,128,129,130, 343,344,345,346,347, 348,349,350,351
810051	PEUGEOT	3272GL/3273GC			15-1470	339,340
810052	CITROEN/PEUGEOT	3272GE/3272GG/3273EG			15-1469	78,79,339,340,342
810053	CITROEN	3272FW/3273EA			15-1561	73
810054	CITROEN/PEUGEOT					95,341
810056	PEUGEOT					320,321,322
810059	CITROEN/FIAT/PEUGEOT	9619947580/9619947588/9619947680/ 9619947688/9621456388				79,92,142,147,342,352
810061	PEUGEOT					354
810065	CITROEN/PEUGEOT					93,100,318
810067	CITROEN/PEUGEOT	3272FG/3272KL/3272LE/3272LG/ 3272LP/3273KR			15-1585	69,75,100,323, 331,340,355
810075	CITROEN		303565	21593		77,78
810076	CITROEN/PEUGEOT	32726W/32739Z			15-1558	68,69,70,96,97,98, 99,100,354,355,356
810077	CITROEN/PEUGEOT	3272HR/3273HH			15-1498	74,75,315
810085	CITROEN/PEUGEOT	3272FT/3273CY			15-1496	76,77,329,330,331
810086	PEUGEOT		303419	21078		335,336,337,338,339
810096	CITROEN	3272EH/3273GZ			15-1553	78
810098	CITROEN/FIAT/PEUGEOT	1497187088/1497188088/3272NP/ 3272NQ/3272SE/3273NP/			15-1636	79,142,351,352
810104	CITROEN/FIAT/PEUGEOT					74,131,132,144,353
812001	DAEWOO	26010774/510416/510433/510736/ 510736A/513316/96257802	303174	21027	15-1311	104,105,106
812004	DAEWOO	96160618A/96243576/96251135/96251136				104,105
812005	CHEVROLET/DAEWOO	96183138/96183139/96225969/96225970				61,105
812006	DAEWOO	441047880000/4410578B00000	302984/302985	20351	15-1115	106
812008	DAEWOO	510418/96160589/96160590			15-1279	104
812009	DAEWOO	96243573				104,105,106
812011	CHEVROLET	96273759			15-1655	61,62
812013	DAEWOO					103,104
812014	DAEWOO					104
812015	DAEWOO					105
812016	DAEWOO					105
812018	DAEWOO	96251183				104,106
812019	DAEWOO	26013813/26013831/26073810/ 510734/513315	302801/302803	21482	15-1234	104,105
812020	DAEWOO	96257804/96474834/96474835			15-1402	105
812021	CHEVROLET/DAEWOO	93741015/96273570/96273571/96564144	303339	21189	15-1280	62,105
812022	DAEWOO					104,105
812023	DAEWOO	512292/96245285/96349953/96489832	303908	21949		106
812024	DAEWOO					105
812027	DAEWOO	510851/93486853/96243575/96256953/ 96256954/96256965/96256966/96257801/ 96298467/96298468/96391014/ 96486854/96489842	303906/303910	21947/22197	15-1395	105,106
812028	DAEWOO	P96273570				105
812030	DAEWOO					104
812031	DAEWOO					105,106
812034	DAIHATSU	4341087242	302451	24811	15-1340	108,109
814001	DAIHATSU	4341087746/4342087746				108,109,112
814002	DAIHATSU	4341087402/4342087402	303836	23941		112
814003	DAIHATSU	4341087703/4341087706/4342087703/ 4342087706/4347087780	302026	24804	15-1160	108
814004	DAIHATSU	4341087604/4341087605/4341087611/ 4342087604/4342087605/4342087611	303976	22957		109,112
814005	DAIHATSU	4341087717/4341087718/4341087722/ 4341087725/4341087730/4342087717/ 4342087718/4346087F81/4347087781/ 4347087F81/4347087F82	301968	24807	15-1295	108
814006	DAIHATSU	4341087013/4341087103/4341087104/ 4341087113/4341087114/4341087115/ 4341087119/4341087120/4341087123/ 4341087126/4342087103/4342087104/ 4342087113/4342087114/4342087123	300894/301990	24805	15-1159	107
814007	DAIHATSU	4341087701/4341087702/4342087701/ 4349287701/4349287702/ 4349387703/4349487702	303975	22956		107
814008	DAIHATSU	4341087251/4346087682000				108,109,111
814009	DAIHATSU	4341087234/4342087234			15-1359	109

GSP Ref.	MAKE	ADAPTABLE TO OE	GKN	SPIDAN	METELLI	PAGE
814010	DAIHATSU	4341087612/4341087612000/ 4342087612/4342087612000	303830	23935		109
814011	DAIHATSU	4341087401/4342087405				113
814012	DAIHATSU	432087727/4340087728/4341087000/ 4341087710/4341087711/4341087726/ 4341087727/4341087731/4341087735/ 4342087000/4342087710/4342087711/ 4342087726/4342087727/4342087731/ 4342087735	301967	24806	15-1097	108
814013	DAIHATSU	4342087722/4342087725/4342087730/ 4346087F86/4347087F88/4347087F89	302784	24813	15-1294	108
814014	DAIHATSU					108
814016	DAIHATSU	4342087728/4342087729				107
814017	DAIHATSU	4341087606/4341087608				109,112
814018	DAIHATSU	4341087253/4341087265/4342087254				109,110,111
814019	DAIHATSU					107
814020	DAIHATSU	4341087223/4341087225/4341087226/ 4341087242/4342087223/4342087225/ 4342087226	302366/302450	24810	15-1333	109
814024	DAIHATSU					108,109
814027	DAIHATSU	4341087401/4342087401	303835	23940		112
814028	DAIHATSU					107
814029	DAIHATSU					111
814030	DAEWOO	96328841/96328842/96481004	303912	22199		104
814033	DAIHATSU		303832	23937		108
814034	DAIHATSU	4346087789/4347087789				108,112
814036	DAIHATSU	4341087222/4341087224/4341087227/ 4342087222/4342087224/4342087227				109
814037	DAIHATSU/TOYOTA					113,448
814038	DAIHATSU	4341097404/4341097405/4342097403				113
814039	DAIHATSU					110
814040	DAIHATSU					109,112
814041	DAIHATSU					110
814042	DAIHATSU					110
814043	DAIHATSU					113
814046	DAIHATSU		303831	23936		108
814051	DAIHATSU					109
814052	DAIHATSU	4341097206/4341097221/4341097502/ 4341097503/4341097505/4342097205/ 4342097214/4342097501/4342097502/ 4342097503				109,111,112
814053	DAIHATSU					109
814061	DAIHATSU	4341097205/4341097217/4341097243/ 4341097244/4341097255/4342097204/ 4342097218/4342097221				110,111,112
814062	DAIHATSU					109
814063	DAIHATSU					112
814072	DAIHATSU					107,112
814073	DAIHATSU	4341087788/4342087776/4342087778	303833	23938		108
814074	DAIHATSU		303834	23939		111
815002	KIA/MAZDA					209,235
815003	MITSUBISHI					246,248,252
815005	DODGE					113
815009	DODGE					113
815011	MITSUBISHI	3815A167/3815A168/3815A169/3815A170				250
815012	CHRYSLER					63
816001	JEEP					204,205,206
816002	JEEP					204
816003	JEEP					204
816004	JEEP					204,205,206
816005	JEEP					205
816006	JEEP					204
816007	JEEP					205
817001	FIAT/LANCIA	07629168/07660834/7629168/7629457/ 7659167/7659169/7771582/92601903	300886/301976/ 301977/301980	20526/21234/ 21235/21329	15-1013/15-1105	115,116,135,136, 138,139,140,144, 146,212,213,216
817002	FIAT/LANCIA	5929237/5929240/5990430/82301373/ 8233381/82362521/82362523/82362524/ 8236523/82428432/82439756/82440166	300906/301041/ 301997/302141	21290/21307/ 23519	15-1103	117,118,119,212,215
817003	FIAT/LANCIA	82413699/82443532	301998/302011	21242	15-1094	117,118,119,215
817004	ALFA ROMEO/FIAT/LANCIA	164001704701/5890430/60810018/ 7646401/7652957/7656945/7698900/ 7700010/7750301/82486231	300918/302007/ 302008	21232/21239	15-1016/15-1109	1,2,115,116,117, 118,119,138,139, 145,146,147,212, 213,215

GSP Ref.	MAKE	ADAPTABLE TO OE	GKN	SPIDAN	METELLI	PAGE
817005	FIAT/LANCIA/SEAT	06X039534340/4390952/7560070/ 7577041/7599433/7656786/SE022141915/ SE138141915A	300947/302036	21252	15-1002/15- 1055/ 15-1065	115,134,135,140, 141,143,144,148, 213,214,412
817006	FIAT/LANCIA/SEAT	4393155/4393157/737319/7573193/ 7608632/7698632/7703689/ 82443746/82448780	300883/301974	21258	15-1003	140,141,143,144, 148,213,214,417
817007	FIAT/OPEL/VAUXHALL	0374471/1603233/374471/374472/ 374473/374474/71740557/9186552/ 9186553/93173409	304380	23798	15-1420	119,306,312,313, 491,493,494
817008	FIAT/LANCIA	46307394			15-1309	115,116,216
817009	FIAT/LANCIA	46307742/46307887/46307924/ 60802000	303195/303274/ 303608	21153/22212	15-1388/15-1440	143,214
817010	FIAT	7647244/7647245/7647245A/7720510	300866/301966	21230	15-1067	117,142
817011	FIAT/LANCIA	46307234/60815368	303269	21148	15-1306	135,136,214
817012	FIAT	7633434/7656944/7750299	301979	20527/21237	15-1032	145,146,147
817013	FIAT/LANCIA	82466864	302010	21240	15-1155	118,119,215
817014	FIAT/LANCIA	46307557/46307889	303189/303268	21147	15-1296	135,139,140,143, 214,216
817015	FIAT	46307322			15-1358	116,135,136
817016	FIAT	46307406			15-1416	137
817017	FIAT	46307047/46307420/7079221/7758266	303188/303267	21146	15-1225/15-1240	135,137,142
817018	FIAT/LANCIA	82449123/82480859	300915	21227	15-1095	117,118,119,144,145, 146,147,213,215
817019	FIAT	46307122/7078573	303266	21145	15-1231	135,137,142,143
817020	FIAT	46307121	303186/303265	21144	15-1232	135,137,142,143
817021	FIAT/LANCIA	46307094	302452	21247	15-1226	116,213
817022	FIAT/LANCIA	46307107/46307108	302453	21248	15-1227	116,213
817023	FIAT/LANCIA	46307082/60813079	303111	20991	15-1209	135,136,139,140,212
817024	FIAT	46307367/71720784/71720785	304900	24629	15-1410	142
817026	FIAT/FORD	1546264/46307886	303921	22252	15-1396	115,117,138,143,164
817027	FIAT/LANCIA	46308020			15-1458	135,214
817028	ALFA ROMEO/FIAT/LANCIA	46307710/46307877/46308067/ 46308518/51783824/51787180	303920/304964	22251/24693	15-1449/15-1493	8,135,139,140, 143,214,216
817029	FIAT	46307516			15-1409	137,142
817030	FIAT/LANCIA	46307914	303607	22213	15-1387	117,119,120,143,213
817031	FIAT	46307659/46307906/46308206	303916	22208	15-1419/15-1612	119,120,144
817032	FIAT	46307182/46429632/60812755	303116	20996	15-1214	117,136
817033	FIAT/LANCIA	82466865			15-1154	118,119,215
817034	FIAT/OPEL	1603403				139,140,296
817037	FIAT	46307366			15-1481	137,143,144
817039	FIAT/LANCIA	46307080/7631082/7659161	300884/301975/ 301978	21224/21231/ 21236	15-1106	115,116,135,136, 138,139,140,144, 145,146,212,213,216
817042	ALFA ROMEO/FIAT/LANCIA	0046307241/0046307398/0060515370/ 0060815227/0060815370/463007241/ 46307241/46307398/60515370/ 60815227/60815370	303271	21150	15-0258/15-1258	1,2,3,8,115,116,117, 135,136,137,139, 140,214
817043	FIAT/FORD	46308000	304653	24341	15-1457	115,138,164
817044	CITROEN/FIAT/LANCIA/ PEUGEOT	9645248980			15-1494	79,147,214,342
817045	CITROEN/FIAT/PEUGEOT	1349785080/1349788080/ 46308371/46308484	304598	24282	15-1726	81,90,131,342,343
817046	FIAT	7077257				146
817048	SMART	3815A201/4543301101/A4543301101/ MR582021/MR980747			15-1507	432
817051	FIAT/OPEL/SAAB/ VAUXHALL	1603234/1603275/374843/46308230/ 93173410/93182576	304383/304697	23984/24385	15-1506/15-1506B	119,290,291,292, 298,306,312,313,315, 402,480,481,491, 492,493,494
817052	ALFA ROMEO/FIAT/OPEL/ VAUXHALL/VOLKSWAGEN	1603411/46308337/55700562	304613	24297	15-1593	8,140,297,488,499
817053	FIAT/OPEL/VAUXHALL	1603405/46308322/46308519/93190187	304611	24295	15-1592	140,297,488
817055	CITROEN/FIAT/PEUGEOT	1349786080/1349789080/3272PA/ 3272PC/3273PJ/3273PK/46308369/ 46308483/71771174/71790991/71791000	304601	24285	15-1717	81,90,131,342,343
817056	FIAT	46307617			15-1411	137
817059	FIAT					135
817060	CITROEN/FIAT/PEUGEOT	1349787080/1349790080/1355333080/ 1357488080/3272PF/3272SS/3273PN/3273PX/ 46308370/46308485/71771176	304600	24284	15-1718	81,90,131,343
817065	ALFA ROMEO/FIAT	71745011			15-1601	8,140
818001	FORD	1142787/1537377/2S6W3A327AB			15-1429	156,160
818002	FORD	1S7W3B413DA/235290201	303743	21449		170,171
818003	FORD	1063496/XS4C3B413AA	303384/303385	20322		156,157,158

GSP Ref.	MAKE	ADAPTABLE TO OE	GKN	SPIDAN	METELLI	PAGE
818004	FORD/MAZDA	1003550/1078675/240608ENE0265/ 92AG3K183DA/96AG3K183BB/ 97FU4K258CA/R98FX3C242BA	300872/302870	20186/23738	15-0192/15-1192	150,156,172,219
818005	FORD	1328359/1C153A327BA/4119951/4602016			15-1565	174,175
818006	FORD	06483685/1078677/6195781/6483685/ 92AG3K183BA/92AG3K187BA	300881/301973/ 302871	20187/23736	15-1125	150,152,153,154, 156,171,172
818007	FORD	1326260/1S7W3B413AA/235280201	303610	21363	15-1640	170,171
818008	FORD	4106372/4106377			15-1417	171
818009	FORD	1148219/2S6W3B437FC			15-1432	156,160
818010	FORD	7294547/93BG3B413BE			15-1202	166,167,168
818011	FORD	1023247/1079583/6757622/7294548/ 93BG3B413ABB/93BG3B413BB/ 93BG3B413DD/93BG3B413DE/ 96BG3B413ABB/R98BX3C242AA	302857/303085	20979	15-0200/15-1200	166,167,168,169
818012	FORD/MAZDA	1003548/1078670/96AG3K183AB	302869/302872	20188	15-1283	150,156,164,219
818013	FORD	1063498/1129668/1361301/3652045/3652047/ 3667428/3667429/XS4C3B413BA	303332/303333	21184	15-1354	156,157,158
818014	FORD	1142788/1418951/XS614K258BA			15-1430	156,160
818015	FORD	1078680/1659059/6168423/6485414/ 89FG3K187BA/89FG3K187CA	301972	23735	15-1156	149,152,155,156,171
818016	FORD	1074308/1117155/98AG3K183BA/ 98AGK183BA/98AX3C242DA	303436	21099	15-1364	150
818017	FORD	1033616/1078682/6168422/6485412/ 89FG3K183AA/R98FX3C242FA	302030	23734	15-1041	150,152,153,154, 155,171
818018	FORD	6071774/79TT3K187AA/79TT3K187M	300938/302029	21751	15-1037	151,152,155,171
818019	FORD	6069110/6079195/6099110/79TT3K187BA/ 81AG3K187AA/81AG3K187M	300879/301971/ 302054	21753/21760	15-1014/15-1092	150,151,152,155,171
818020	FORD	BD5M3W427A			15-1233	149,150,172,173
818021	FORD	1079587/6485415/92AG3K183M/ 92AG3K187M	300900/302455	23610	15-0198/15-1198	152,153,154,171,172
818022	FORD					150
818023	FORD	1023250/1079584/7024787/ 7024788/96BG3B413AAB			15-0201/15-1201	166,167,168,169
818024	FORD	1023250/1079584/7024787/7024788/ 93BG3B413AAB/93BG3B413AB/ 93BG3B413AE/93BG3B413CE/ 96BG3B413AB	302856/303084	20978		165,166,167,168, 169,170
818025	FORD/SEAT/VOLKSWAGEN	1111900/7M0407321B/7M0498099A/ 7M0498099AX/95VW3BA413AB/ 95VW3K187BB	303511	21574	15-1444	160,161,405,406, 407,546,547,548
818026	FORD/SEAT/VOLKSWAGEN	1007695/1084716/7M0407321A/7M0498099/ 7M0498099V/7M0498099X/7M0498340X/ 95VW3K187BA/R98VW3C242AA	303509	21572	15-1389	160,161,406, 546,547,548
818027	MAZDA	F00122540/F00125400/F00125400A/ F00125400B/F00125600A/F00125600B/ F00325400A/F00325400B/F00325600A/ F00325600B/F00525400/F00525400A/ F00525400B/F00525400C/F00525600A/ F00525600B/F00525600C/ F00725600A	301016/302111	21370	15-0024/15-1024	219,220,221
818028	MAZDA	G05325500/G05325500B/G05325600/ G05325600C/G06325500/G06325500A/ G06325600/G06325600A/G56422510A/ G56422610A/G5642510A/G56425500/ G56425600/G57022510A	302792	24044	15-1291	225,226,227,235
818029	MAZDA	G05425500A/G05425600C/G06425500/ G06425500A/G06425600/G06425600A/ G56425500A/G57025600A	302977/302978/ 303851	23956/24051		225,226,227, 235,236
818030	KIA/MAZDA	B00225400/B00225400B/B00225500/ B00225500B/B00225600/B00225600/ B00225600B/B00325400/B00325400C/ B00325400D/B00325600/B00325600C/ B00325600D/KK33122510/ KK33122610/KK33325400	300869/302982	20636	15-1171	208,219
818031	FORD USA/MAZDA	G03325500/G03325500B/G03325600/ G03325600D/G04325500/G04325500B/ G04325600/G04325600D	302023	24007	15-1059	176,224,225, 226,227,234
818032	MAZDA	F00425500A	302787	24046	15-1254	221
818033	FORD/KIA/MAZDA	B00525400/B00525400D/ B00525600/B00525600D	302783	24048	15-1261	155,208,219

GSP Ref.	MAKE	ADAPTABLE TO OE	GKN	SPIDAN	METELLI	PAGE
818034	MAZDA	F02422510/F02422510B/F02422510C/ F02422610/F02422610A/F02425400/ F02425400A/F02425400D/F02425400E/ F02425600/F0652560X/F06922610C/ F0692560XC/FA0922510A	303325/303326	21175	15-1141	220,221,222,234
818035	MAZDA	G56022510A/G56025500/G56025500A/ G56025600/G56025600A/G56822510A/ G56822510B/G56825500/G56825500A/ G56825500B/G56825600/G56825600A/ G56825600B/G57225500/G57225600/ G57622510A/G57625500/G57625600/ GD1922510	302763/302788	24047	15-1268	227,235
818036	MAZDA	B00122510A/B00225400A/ FA3425400/FS2122610A	303988	22969		231
818037	FORD/MAZDA					172,229
818039	FORD/SEAT/VOLKSWAGEN					160,161,405, 406,546,547
818040	FORD/SEAT/VOLKSWAGEN					160,405,546
818041	FORD/MERCURY					173,243
818042	FORD/MERCURY	E3FZ3B413B				151,173,243
818044	FORD/VOLKSWAGEN	90AU3K183AA				150,151,175,496
818045	FORD/MAZDA					172,224
818046	FORD/MERCURY					173,243
818047	FORD/MERCURY					173,243
818048	FORD/MERCURY					150,243
818050	FORD					148
818051	FORD					165
818052	FORD					165,166,167, 168,169,170
818055	FORD/MAZDA/MERCURY					154,172,235,243
818056	FORD/MERCURY					149,243
818057	FORD/LINCOLN					154,155,218
818059	MERCURY				15-1357	243
818060	FORD					173
818061	FORD					174,175
818063	FORD					161,173
818065	FORD					173
818067	FORD	1329584/1329586/1501261/ 2T143A327AA/2T143B436AG/4490557/ 4501957/4512587/4515857	305346	25123	15-1488/15-1489	174,175
818069	FORD	4166906			15-1511	157
818073	MAZDA					227,235
818074	FORD/MAZDA					155,221
818075	MERCURY/NISSAN					243,274
818077	FORD					153,173
818078	FORD/MAZDA					172,224
818079	FORD/MERCURY					150,243
818081	FORD/MERCURY					149,243
818085	FORD/LINCOLN/MERCURY					173,218,243
818098	FIAT/LANCIA	1485695080/9645249280			15-1495	147,214
818099	FORD	KS514K258AA				155,164
818100	FORD/VOLKSWAGEN	547407311A				150,175,523,539
818103	FORD	551407311				149,150,172,173
818105	NISSAN/OPEL/RENAULT/ VAUXHALL	4413397/4430547/8200069147/ 8200334338/8200485589			15-1549	269,313,314,396, 397,494,495
818203	FORD	1345637/1345638/1345639	305176	24927	15-1563	158,159,160
818207	FORD	1501263/4512586/4512588	305358	25135	15-1490	174,175
818229	LAND ROVER					217,218
818230	FORD	1223723/1359656/1417775/1431359/ 1474624/1493007/3M513A327BB/ 3M513B436DAC/3M513B436DAE/ 3M513B436DAF/RM3M513B436DAD	305023	24751	15-1677	149,158,159
819003	SUZUKI					440,442
821001	CHEVROLET/GEO/TOYOTA	7849841	302758		15-1078	62,176,454,459
821002	GEO/ISUZU	8941581302/8941581312/8944052272/ 8944052282/8944676690/8944676700/ 8944676710/8944676720	302752/302778	23200	15-1076	176,203
821003	GM					176,177
821006	GM					176,177
821007	BUICK/OLDSMOBILE				15-1355	60,281
821010	GM	326763				177,178
821011	GM					176,177
821017	GM					176
821018	BUICK/CHEVROLET/PONTIAC					60,61,357

GSP Ref.	MAKE	ADAPTABLE TO OE	GKN	SPIDAN	METELLI	PAGE
821019	CHEVROLET/GMC					60,61,179
821022	CHEVROLET / GEO/GMC					63,179
821025	GM	93230068				176,177,178
821026	GM	93262105				177,179
821030	OPEL/SAAB/VAUXHALL	12793840/1603291			15-1599	313,402,403,494
821031	GM					179
821032	GM					177,178
821038	OPEL	13296057/13296185/1603452/374842	304863	24590	15-1690	298,306,312,313
821047	CHEVROLET/DAEWOO/OPEL					61,106,282
822001	TOYOTA	4341010150/4341012020/4341012021/ 4341012050/4341012060/4341012080/ 4341012081/4341012120/4341012122/ 4341012130/4341016050/4341016060/ 4341016080/4341016090/4342010150/ 4342012020/4342012021/4342012030/ 4342012082/4342012090/4342016050/ 4342016080/4342016090/4346019095/ 4347029107/4342012060/4342016060/ 4346019096/	301014/302109	22306	15-1030	452,454,455,456, 458,459,460,471
822002	ISUZU	8941246280/8941246290	300874/301981	21484		203
822004	HOLDEN					179
822005	HOLDEN					180
822009	CHEVROLET/OPEL					61,282
823001	HONDA	44014S6FE01	304701	24389	15-1427	189
823002	HONDA/ROVER	44305S74E00/44305S74E01/44305S74E51/ GCV1123/TFB000070	303487	21544	15-1399	188,189,399,400
823003	HONDA	44305634003/44305634013/44305634023/ 44305634033/44305671003/44305671023/ 44305689601/44305692003/44305SA0003/ 44306634013/44306657000/44306657023/ 44306659000/44306659010/44306671003/ 44306671033/44306689601/ 44306692003/44306SA0013	300984/302077/ 302078	20302/20303	15-1010/15-1011	181,185,186,194,195
823004	HONDA	44305688000/44305688020/44305SA5000/ 44305SA5010/44306688000/44306689020/ 44306SA5000/44306SA5010	300988/302081/ 302093	20305/21387	15-1079	181
823005	HONDA	44305SA5020/44305SA5620/44305SA5640/ 44305SA5641/44305SB0621/44305SB0622/ 44305SB0623/44305SB0624/44306SA5020/ 44306SA5620/44306SA5640/44306SA5641/ 44306SA5950/44306SA5951/44306SB0621/ 44306SB0622/44306SB0624/44306SB0670/ 44306SB0671	300991/302083/ 302084	20307/20308	15-1071	181
823006	HONDA	44305SB2750/44305SB2751/44305SB2960/ 44305SB2961/44305SF4J21/44305SF4J22/ 44305SF4J23/44305SF4J24/44305SF4J40/ 44305SF4J41/44305SF4J42/44306SB2750/ 44306SB2751/44306SB2960/44306SB2961/ 44306SF4J21/44306SF4J22/44306SF4J23	300994/302089/ 302091	20319/20320	15-1044	184,186
823007	HONDA/ROVER	44011SK3E00/GVC1069	302049	20892	15-1220	189,190,398,399,401
823008	HONDA/ROVER	44011SK3E10	302050	20893	15-1242	189,190,398,399,401
823010	HONDA/ROVER	03CGV1053/GVC1053	300958/302047	20890	15-1221	189,190,397,398, 399,401
823011	HONDA	44010SH3981/44010SH3A03/44010SH3G12/ 44011SH3G12/44305SE0000/44305SE0010/ 44305SE0020/44305SE0G01/44305SE0G02/ 44305SE0J00/44305SE0J01/44305SH3960/ 44305SH3961/44305SH3970/44305SH3971/ 44305SH3980/44305SH3981/44305SH3A00/ 44305SH3A01/44305SH3G00/44305SH3G01/ 44305SH3G10/44305SH3G11/44306SE0000/ 44306SE0010/44306SE0020/44306SE0980/ 44306SE0981/44306SE0982/44306SE0G01/ 44306SE0G02/44306SH3960/44306SH3961/ 44306SH3970/44306SH3971/44306SH3980/ 44306SH3981/44306SH3A00/44306SH3A01/ 44306SH3G00/44306SH3G01/44306SH3G10/ 44306SH3G11	300996/302096/ 302458	22348/22360	15-1054	181,182,186,187
823012	HONDA	44014SE0000				181,185,186,187

GSP Ref.	MAKE	ADAPTABLE TO OE	GKN	SPIDAN	METELLI	PAGE
823013	HONDA	44010SL5N01/44010SM4A00/44010SS0000/ 44010SS0010/44010SS0020/44010SS0030/ 44010SS0960/44010SV4000/44010SV4010/ 44010SVA000/44011SL5N01/44011SS0000/ 44011SS0010/44011SS0020/44011SS0030/ 44011SS0940/44011SS0N00/44011SS0N01/ 44011SS0N02/44011SS0N10/44011SV4N00/ 44014SM4020/44014SV4000/44014SV4950/ 44305SF1915/44305SM1000/44305SM1010/ 44305SM4000/44305SM4010/44305SM4020/ 44305SM4030/44305SM4040/44305SM4050/ 44305SM4980/44305SM4981/44305SM4982/ 44305SM4983/44305SM4984/44306SF1916/ 44306SM1000/44306SM1010/44306SM4000/ 44306SM4010/44306SM4020/44306SM4030/ 44306SM4040/44306SM4050/44306SM4060/ 44306SM4980/44306SM4981/44306SM4982/ 44306SM4983/44306SM4984/44310SM4901/ 44310SM4980	302013	22355	15-1131	182,194,195
823014	HONDA	44010SL4950/44010SL5N02/44010SL5N80/ 44010SL5N82/44010SS0000/44010SS0020/ 44010SS0930/44010SS0980/44010SS0981/ 44010SS0982/44010SS0983/44010SS0J80/ 44010SS0J81/44010SS0J82/44010SS0J83/ 44010SS0J84/44010SV1000/44010SV1010/ 44010SV1950/44010SV1A00/44010SV1A50/ 44010SV1A51/44010SV4950/44010SV4951/ 44010SV4952/44010SV4N60/44010SV4N61/ 44011SL5N80/44011SS0000/44011SS0020/ 44011SS0930/44011SS0980/44011SS0981/ 44011SS0982/44011SS0J82/44011SS0J84/ 44011SS0N60/44011SS0N91/44011SV1A10/ 44011SV1A60/44011SV1N00/44011SV1N01/ 44011SV1N50/44011SV1N51/44011SV4J00/ 44011SV4J50/44011SV4N01/44011SV4N50/ 44305SF1974/44305SF1975/44305SM1950/ 44305SM1951/44305SM1980/44305SM1981/ 44305SM1A80/44305SM1A81/44305SM4950/ 44305SM4951/44305SM4952/44305SM4953/ 44305SM4954/44305SM4955/44305SM4982/ 44305SM4J80/44305SM4J81/44305SM4J82/ 44305SM4J83/44305SM4J84/44306SF1975/ 44306SF1976/44306SF1J71/44306SM1950/ 44306SM1951/44306SM1952/44306SM1980/ 44306SM1981/44306SM1A80/44306SM1A81/ 44306SM4950/44306SM4951/44306SM4952/ 44306SM4953/44306SM4954/4430	302014	22352	15-1131A	182,194,195
823015	HONDA					180,181,183,191, 193,194,195,196
823016	HONDA	44010S07000/44010SR3J01/44010SR3J02/ 44010SR3J03/44010SR3J04/44010SR3J05/ 44010SR3J51/44010SR3J52/44010SR3J53/ 44010SR3J54/44010SR3J55/44010SR7000/ 44010SR7010/44010SR7020/44010SR7030/ 44010SR7040/44010ST7N00/44010ST7N50/ 44011S07000/44011SR3J01/44011SR3J02/ 44011SR3J03/44011SR3J04/44011SR3J50/ 44011SR3J51/44011SR3J52/44011SR3J53/ 44011SR3J54/44011SR7000/44011SR7010/ 44011SR7020/44011SR7030/44011SR7040/ 44011SR7954/44011ST7N00/44011ST7N50/ 44305SF1305/44305SF1910/44305SF1911/ /44305SF1912/44305SF1913/44305SF1914/ 44305SF1G10/44305SF1G11/44305SF1G12/ 44305SF1G13/44305SF1G14/44305SK7J21/ 44305SK7J22/44305SK7J23/44305SK7J24/ 44306SF1305/44306SF1307/44306SF1315/ 44306SF1406/44306SF1910/44306SF1911/ 44306SF1912/44306SF1913/44306SF1914/ 44306SF1G10/44306SF1G11/44306SF1G12/ 44306SF1G13/44306SF1G14/44306SF1G15/ 44306SK7J21/44306SK7J22/44306SK7J23	300847/301941/3	22354/22365	15-1053	182,187,188,189, 191,192,194,195

GSP Ref.	MAKE	ADAPTABLE TO OE	GKN	SPIDAN	METELLI	PAGE
823017	HONDA	44010ST7J50/44014SF1971/44305SF0910/ 44305SF1405/44305SF1970/44305SF1971/ 44305SF1972/44305SF1973/44305SH7J83/ 44305SK7J70/44305SK7J71/44305SK7J72/ 44305SK7J73/44305SK7J74/44305SK7J75/ 44305SK7J81/44305SK7J82/44305SK7J83/ 44305SK7J84/44306SF1405/44306SF1970/ 44306SF1971/44306SF1972/44306SF1973/ 44306SF1974/44306SK7J73/44306SK7J74/ 44306SK7J75/44306SK7J81/44306SK7J82/ 44306SK7J83	300842/301943	22349	15-1053A	182,187,188,189, 191,192,194,195
823018	HONDA	44305SA7000/44306SA7000	300997		15-1072	184
823019	HONDA					184,185,191,192, 193,196
823020	HONDA/ROVER	44010SH9000/44305SD9013/ 44305SH9000/44305SH9003			15-1260	186,187,398,399,401
823021	HONDA	4306SH3J00/44014SE0930/44305SE0912/ 44305SE0913/44305SE0920/44305SE0921/ 44305SE0922/44305SE0923/44305SE0924/ 44305SE0925/44305SE0G10/44305SE0G11/ 44305SE0G12/44305SE0G13/44305SE0G20/ 44305SE0G21/44305SE0G22/44305SE0G23/ 44305SE0G24/44305SE0G25/44305SE0J20/ 44305SE0J21/44305SE0J22/44305SE0J23/ 44305SE7E01/44306SE0910/44306SE0911/ 44306SE0912/44306SE0913/44306SE0920/ 44306SE0921/44306SE0922/44306SE0923/ 44306SE0924/44306SE0G10/44306SE0G11/ 44306SE0G12/44306SE0G13/44306SE0G20/ 44306SE0G21/44306SE0G22/44306SE0G23/ 44306SE0G24/44306SE0J20/44306SE0J21/ 44306SE0J22/44306SE0J23/44306SE0J24/ 44306SE0J25	300998/302087/ 302088/302094	21388	15-1045/15-1101	181,182,184,185, 186,187,191
823022	HONDA		301986	22353	15-1251	187,188,189
823023	HONDA	44010S04J01/44010SR1003/44010SR3020/ 44010SR3030/44010SR3040/44010SR3901/ 44010SR3902/44010SR3903/44010SR3952/ 44010ST7900/44011S04J01/44011SR3020/ 44011SR3030/44011SR3040/44011SR3901/ 44011SR3902/44011SR3903/44011SR3952/ 44011ST7900	303837	23942	15-1255	187,188,189
823024	HONDA	44011S04951/44011S0A951/ 44014S04N52/44014S2G951	303840	23945	15-1301	188
823026	HONDA	44511SE0406	301944	22350	15-1250	181,182
823028	HONDA	44010SL5010/44011SL5000	303321/303322	21179		182,191,192,196
823029	HONDA	44010S10A60/44010S30950/44010S30N20/ 44010S30N50/44010S47950/44010SOAJ50/ 44010SW5950/44010SX0950/44011S10A50/ 44011S30950/44011S30J50/44011S30N20/ 44011S47951/44011SW5950/44014S3X950/ 44014SX0C61/44305S10C61/44305S3N950/ 44305S3N951/44305SOAJ60/44305SOAJ61/ 44306S10C51/44306S3N950/44306S3N951/ 44306S3R951/44306SOAJ60/44306SOAJ61				181,183,190,192, 193,194,195,196
823030	HONDA	44014SABN21/44333S04N01	304683	24371	15-1424	192
823031	HONDA	44014SOKC00				182,183
823032	HONDA	44011SX1950/44011SX1951/ 44014S0AJ52/44014SZ3A51	303843	23948		195
823033	HONDA	44010SOA950/44010SOAN50/44011SOA950/ 44011SOAN50/44014S5AJ51/44014S5AJ52/ 44014S6M950/44014S7AJ50/44014SDZT00/ 44014ST7C01/44014ST7C51/44305S04J60/ 44305S2H951/44305S5AJ50/44305S5AJ60/ 44305S5AJ61/44305S5C950/44305S5CN50/ 44305S5CN51/44305S7B950/44305SOA960/ 44305SOAN60/44306S2H950/44306S5AJ51/ 44306S5AJ61/44306S5AJ62/44306S7B950/ 44306SOA960/44306SOAN60	304310	23673	15-1699	191
823034	HONDA	44014SCAE01/44014SDCA50/44305S9AN00/ 44305SEAN00/44306S9AN00/ 44306SEAN00/44306SEAN50	305304	25080	15-1678/15-1679	183,190
823035	HONDA	44010S47000/44010SW5000/44010SX0000/ 44011S47000/44011S47010/ 44011SW5000/44011SX1000				192,193,195

GSP Ref.	MAKE	ADAPTABLE TO OE	GKN	SPIDAN	METELLI	PAGE
823036	HONDA	44014S1AE00/44014S1AE01/44014S1BE01	304734	24461	15-1423	183
823038	HONDA	44010S04010/44011S04010				185,191,192,193
823039	HONDA	44014S5A951/44014S6DG50/44305S5A950/ 44305S5AN50/44305S6A950/ 44306S5A950/44306S5AN50	305303	25079	15-1425	189
823040	HONDA					181
823041	HONDA	44305689010/44305689030/44305SA2010/ 44305SA2030/44306689010/ 44306SA2010/44306SA2030	302090	20536		184,185,193
823042	HONDA	44305SB2000/44305SB2010/44305SF4010/ 44305SF4020/44305SF4900/44305SF4901/ 44305SH3000/44305SH3010/44305SH3A21/ 44306SB2000/44306SB2010/44306SF4010/ 44306SF4020/44306SH3000/ 44306SH3010/44306SH3A21	300989/302082/ 302095	20306/21385	15-1086	186
823043	HONDA					180,192,193
823044	HONDA	44305SD4020	302171	22356	15-1073/15-1074	192
823046	HONDA	44310SS0910				193
823047	HONDA	44010S04010/44011S04010/ 44310S04300/44310S04900	303320/303981	21178/22962		188,189
823051	HONDA	44014SX8M02				184
823053	HONDA					184
823055	HONDA/ISUZU					193,202,203
823056	HONDA	44014SDCA00/44014SDETOOL/ 44305SDETOOL/44306SDETOOL				181
823059	HONDA		303842	23947		195
823061	HONDA					184
823063	HONDA		303363	21528		188,189
823071	HONDA	44305SA5622/44305SA5971/ 44305SEO923/44305SH3G21	300844/301945	22351		181,182
823072	HONDA					193
823073	HONDA	44010S04951/44010S04961/44305S2G950/ 44305S2G960/44305S2T950/44306S2G950/ 44306S2G960/44306S2T950				185,191,192,193
823075	ACURA/HONDA					1,193
823080	HONDA	44014S10A00/44014S10A50/44014S10A51/ 44014S10A52/44014S30C61			15-1684	190
823081	HONDA	44014SD4950/44306SD4E71	302172		15-1074A	182,192
823083	HONDA		303838/303839	23943/23944		187,188,189
823084	HONDA					192
823086	HONDA	44010S04J51/44011S04J51				186,187,188,189,191
823087	HONDA					184
823093	HONDA				15-1337	187
823094	HONDA					192
823095	HONDA	44014S6DE01	304699	24387	15-1426	189
823096	HONDA					187,188,189,190
823097	HONDA					187,188
823098	HONDA	44305SD5003/44305SD5013/ 44306SD5003/44306SD5013				195
823099	HONDA	44010ST5003/44010ST6003/44011ST6003/ 44305SD5023/44305SD5901/44305SN4003/ 44306SD5023/44306SD5901/ 44306SD5J01/44306SN4003				192,195,196
823103	HONDA	44014TA0A00				180
823104	HONDA	44305SAA000/44306SAA000				191
823105	HONDA	44014SD5A51				184
823106	HONDA	44014SELTOO/44305SELTOOL/ 44306SELTOOL				191
823107	HONDA					184
823108	HONDA					184,188
823109	HONDA					184,188
823110	HONDA					184
823118	HONDA	44014S3X951/44014S3X960/44014S3X961/ 44014S7A950/44014SX0C10/44014SX0C11/ 44014SX0C50/44014SX0C60/44014SX0C62/ 44305S0AJ60/44305S0AJ61/44305S1AE21/ 44305S3R951/44305S47N50/44305S7A950/ 44305SX0C51/44306S0AJ60/44306S0AJ61/ 44306S1AE21/44306S47N50/ 44306S7A950/44306SX0C51			15-1685	183,193,195
823124	HONDA	44014SWET01/44014SXSA00/44014TA0A50				190
823125	HONDA	44014SMGE00/44014SMGE01			15-1681	189
823126	HONDA	44010S50951				192
823135	HONDA					183
823139	HONDA					189,190

GSP Ref.	MAKE	ADAPTABLE TO OE	GKN	SPIDAN	METELLI	PAGE
823145	HONDA					183,190
823146	HONDA				15-1680	181,183
823153	HONDA					180,185,190
823155	HONDA					185
823156	HONDA					188,192
823159	HONDA		303990	22971		188,191
823160	HONDA					190
823165	HONDA					191
823168	HONDA					181
823173	HONDA					191
824001	HYUNDAI					199
824002	HYUNDAI	4950722A00/4950722B00/4950722C00/ 4950722E00/4950822A00/4950822B00/ 4950822C00/4950822E00	303902	21975		196,197
824003	HYUNDAI/MITSUBISHI	4950724A00/4950724A01/4950824A00/ 4950824A01/MB297185/MB297186/MB297189/ MB526112/MB526490/MB526583/MB620170			15-1047	200,245,246,248, 251,252,256
824004	HYUNDAI	4950702A00/4950702A10/4950705A00/ 4950729A10/4950805A00	303874	20689	15-1406	197
824005	HYUNDAI					197
824006	HYUNDAI	4950729A00/4950828H00/4950828H01/ 4950828J00/4950828J01/4950828K00/ 4950828K01/4950829A00			15-1370	199
824008	HYUNDAI	4950728J00/4950728J01				199,200
824009	HYUNDAI/MITSUBISHI	4950728G00/4950728G01				199,246,249,251,252
824011	HYUNDAI	4950002010/4950702A20/4950702A30	303869	23974		197
824012	HYUNDAI					201
824013	HYUNDAI					201
824014	HYUNDAI	49508U5A01				200
824016	HYUNDAI					197
824018	HYUNDAI					197
824019	HYUNDAI					201
824025	HYUNDAI					198
824027	HYUNDAI					201
824029	HYUNDAI/KIA	495003A217/495013A210				200,201,202,207,208
824031	HYUNDAI					198
824033	HYUNDAI	4950725A00/4950725B00/ 4950825A00/4950825B00			15-1734	197
824034	HYUNDAI					198,201
824036	HYUNDAI	4950017000/4950117000				199,200
824038	HYUNDAI	4950017510/4950117510			15-1608	200
824041	HYUNDAI	465001C060/495001C050/495001C060	304695	24383	15-0541/15-1541	198
824046	HYUNDAI	495001C250/495001C260	303904	21977	15-1545	198
824047	HYUNDAI	495001C450/495001C460/495001C550/ 495001E610/495001E650			15-1607	198
824048	HYUNDAI					202
824049	HYUNDAI					202
824050	SUZUKI	4110154G50/4410254G20				440,442
824058	HYUNDAI					201
824059	HYUNDAI					202
824061	HYUNDAI	4950017100/4950017150/4950117150			15-1471	200
824062	HYUNDAI					201
824065	HYUNDAI	4950025301				196,197,202
824066	HYUNDAI	495003A310/495003A311/ 495003A312/495013A390				202
824075	HYUNDAI	4950025200/4950025311/4950025400				202
824090	HYUNDAI	495002E250/495002E500/495002E550/ 495012E400/495072EE00			15-1661	202
824091	HYUNDAI	4950026111/4950026161/4950026411/ 4950026461/4950026561/4950126410/ 4950126411/4950126560/4950126561			15-1543	200
824094	HYUNDAI/KIA					202,210
824095	HYUNDAI/KIA	495001H010/495001L010/495011H010/ 495011L010/495911H011/495911H012	305003	24731		198,199,206,207
824098	HYUNDAI	495001C351/495001C352/ 495001C361/495001C362				198
824130	HYUNDAI					202
824152	HYUNDAI/KIA	495001H210/495001H310/495001L210/ 495001L310/495011H210/495011H310/ 495011L210/495011L310/495911H211/ 495911H212/495911H311/495911H312	305007	24735		198,199,207
826001	ISUZU	8941086343/8941086353/8943643300/ 8943643320/8944676640/ 8944676670/8944732250	302753/302779	23201	15-1075	203

GSP Ref.	MAKE	ADAPTABLE TO OE	GKN	SPIDAN	METELLI	PAGE
826002	ISUZU	8944264013/8944264023/ 94426401/94426402				202,203
826003	ISUZU	8942476490/8970636220				202,203
826004	ISUZU	8971368880/8971390930				203
826005	ISUZU	8941539492/8941539494/8941539514/ 8944676740/8944676741/8944676760/ 8944676761/8994676740				203
826006	ISUZU	8941539501/8941539521/ 8944676730/8944676750				203
826007	ISUZU	8971172150/8971172440/8971839460/ 8971839480/8972001010/8972001020				203
827001	KIA	0K20222510/0K20222610/0K20225400/ 0K2A122610/0K20225400/0K20225600	302969	24049	15-1398	207,209
827002	KIA	0K01122510/0K01122610				210
827003	KIA/MAZDA		303984	22965		208,219
827004	KIA	OK2N225400/OK2N225600/ OK2N42540X/OK2N42560X				210
827005	KIA	KK33125400A/KK33125600	303120	21002	15-1405	208
827006	KIA	OK20322510/OK20322520/OK20322610/ OK2162540X/OK2162560X/OK25425400/ OK25425600/OK2A125400/OK2A125600				209,210
827007	KIA	105015/G02425500/G02425600	303281	21157	15-1145	207,208
827008	KIA	4951038200				208
827009	HYUNDAI/KIA	495003A202/495003A205/495003A206/ 495003A207/495013A200/495013A201/ 495013A202/4951038500				202,208
827010	KIA	OK20022610/OK2C022510/OK2C122510/ OK2KB25600/OK9A422510/OK9A425500/ OK9A425600/OK9A62550X/OK9B322510/ OK9B322610/K9A422510	303295	21166	15-1663	207
827011	KIA					210
827012	KIA					206
827013	KIA					206
827014	KIA	495913E000/495913E001			15-1654	209
827015	KIA					206
827016	KIA	KK38822510/KK38822610/ KK38825400/KK38825600			15-1518	208
827017	FORD/MAZDA	MD192550X/MD202560XB				172,229
827022	KIA/MAZDA					209,233
827023	MAZDA					235
827024	KIA					209
827027	KIA/MAZDA	G024256				207,220,222,224
827028	KIA					209
827029	KIA					206,207
827031	KIA					206
827032	KIA					210
827053	KIA					206,209
827059	KIA					206,209
827068	KIA	495911G510/495911G591			15-1611	209
827070	KIA	OK30A22510/OK30A22610/OK30A25400/ OK30B22510/OK30B22610/ OK30B25400/OK30B25600			15-1548	208
827072	KIA	4950007010/4950007060/4950107010/ 4959107010/4959107091/ 4959107110/4959107191			15-1570	208
827073	KIA	495922F000				207
827076	HYUNDAI/KIA					196,197,207,209
827077	KIA	4950007050/4959107090				208
827080	HYUNDAI/KIA	495001H110/495001L110/495011H110/ 495011L110/495911H111/495911H112	305005	24733		198,199,207
828001	LADA	21082215010/21082215011/ 21082215012/21102215012	300952/302040	20817	15-1081	210,211,212
828002	LADA	21212215012	301030/302130	20698	15-1223	210,211
828004	LADA	21232215012				211
828010	LADA	111862215012/21100221501200				210
829001	LANCIA	46307105/82489521	302457	21336		213,214
829002	LANCIA	51704100			15-1448	216
829003	LANCIA	7770910			15-1186	213,214
830001	LAND ROVER	606665/A100J20362	301083	20533		218
830002	LAND ROVER	A098J30755/RTC5843	301084	20807		217,218
830003	LAND ROVER	RTC6811/STC3046				217
830004	LAND ROVER	STC3051/TDJ000010				217
830005	LAND ROVER					217
830006	LAND ROVER	STC3204				218
830009	LAND ROVER					217,218

GSP Ref.	MAKE	ADAPTABLE TO OE	GKN	SPIDAN	METELLI	PAGE
830012	LAND ROVER	TDJ500040				217,218
831001	LEXUS/TOYOTA	4341020240/4341020241/4342020190/ 4342020191/4342020193/4342020431	302814	20136	15-1207/15-1339	218,449,450,453, 468
831002	TOYOTA					448
832001	SUZUKI	4410184012/4410184150/4410184330/ 4410184331/4410284012/4410284150/ 4410284330/4410284331	301965	21081	15-1117	439
834001	MAZDA	G00225500/G00225500A/G00225500B/ G00225600/G00225600A/G00225600B/ G00625500/G00625600/G01222510/ /G01225500A/G01225500B/G01225600/ G02225500/G02225500A/G02225500B/ G02225600/G02225600A/G02225600C/ G01225600C	301069/302174	21371	15-1042/15-1058	224
834002	MAZDA	G00125500/G00125500A/G00125500B/ G00125500D/G00125600/G00125600A/ G00125600B/G00125600E/G00525500/ G00525600/G01125500/G01125600/ G02122510A/G02125500/G02125500A/ G02125600/G02125600A/G02125600C	301017/302112	23506	15-1069	224
834003	MAZDA	B00425400A/B00425600A/F00622610A/ F00625400/F00625400A/F00625400B/ F00625400C/F00625500/F00625600/ F00625600A/F00625600B/F00625600C	300898/301995	23077	15-1157	221
834004	MAZDA	G01325500/G01325500A/G01325600/ G01325600C/G02325500/ G02325600/GA2325500A	301993	21368	15-1135	225,226,227
834005	MAZDA		303181/303183	21033	15-1384	220,221,222
834006	KIA/MAZDA	F02825400/F0662550X/ F07922610/F07922610A	303184	21034	15-1372	207,220,221,222
834007	MAZDA	F0245600H/F06922610B/FA0922510B/ FA0922510C/FZ2425400A	300896/301994	21649	15-1138	220,221,222,234
834008	MAZDA	FA5922510/FA5922510A/FA6122510A/ FA6122510B/GD2322510A	303365/303369	21197	15-1472	220,222,235
834009	MAZDA	F0152550X/F0152560X/F01625500/ F01625600/F01625600A/F01725600D/ F0182560XA/F0352550X/F03625500/ F03625600A/F03725600C/F03825600/ F0392550X/F0392560XA/F0472560X/ F06625500/F06625500B/F06625500C/ F0722560X/FA143650XC/FF0125500/ FF022550X/GA0625500/GA072550X				229,231,232,233
834010	MAZDA	GD1722510/GD1725500	303367/303371	21199	15-0474/15-1474	228
834011	MAZDA	G03425500/G03425600/G0342560X/ G04425500/G04425500A/G04425600C/ G0442560X/GA4425500				230,231
834012	MAZDA	G56425600A/G5642560X/GR0125500/ GR012550X/GR0125600/GR012560X/ GU0125500/GU012550XA/GU012550XC/ GU0125600/GU012560XA/GU012560XD				231,232,233,234,235
834013	MAZDA	GD192560X/GR052550XE/GR052560XE				228,236
834014	MAZDA	G03725500/G03725500B/G03725600/ G04725500/G04725500A/ G04725600/G04725600B				230,231,232,234,235
834015	MAZDA	FG0125500D/FG0225500C/FG0225600C/ FR012550X/FR012560X/FR022550X/ GR252550XB/GR252560XB	305300	25076	15-1603	219
834016	MAZDA	G07225600B/G07425500/G07425600/ G0752550X/G07525600/G0752560X/ GD022560X/GD022560XA/GD022560XC				230,231,232
834017	MAZDA	M02525500A/M02525500B/M02525600A/ M02525600B/MD1025500/MD1025600/ MD1325500A/MD1325600/MD1525500A/ MD1525600/MD2525500A/MD2525600A				229
834018	MAZDA	B00422510/B00422610/B00425400/ B00425510/B00425600/BS0525600/ F00625400D/F00625500E/F00625600F/ FS1825400/FS1825400C/FS1825600/ FS1825600C/FS2125400A/FS2125400C/ FS2125600A/FS2125600C				232,233,236
834019	MAZDA	F01325400/F01325600/F02322510/ F02322520A/F02325400/F02325600/ G07225500/G07225600	302592/302634	24040	15-1137	219,220,222,224, 225,226

GSP Ref.	MAKE	ADAPTABLE TO OE	GKN	SPIDAN	METELLI	PAGE
834020	MAZDA	FA502540XA/FA502540XB/FA502560XB/ FA522550X/FA582550X/FA602540X/ FA602560X/FD502560XA/FD5522510/ FD5522610				232,233
834021	MAZDA	GD192550XA/GD192560XA	303849	23954	15-1335/15-1643	227
834022	KIA/MAZDA	F02422510A/F06925400/F06925600				207,220,221,222,234
834023	MAZDA	F02525400/F02525600			15-1304	220,222
834024	MAZDA/NISSAN	1N0025500				232,233,257,262, 267,269,273,274, 276,277,280
834025	MAZDA	F03725500A	302762/302786	24045	15-0146/15-1146	220,227,233,236
834026	MAZDA	FA5822510/FA5822510B/FA782550XA	303366/303370	21198	15-1473	220,222
834027	MAZDA					219
834028	MAZDA					219
834029	MAZDA					224
834036	FORD/MAZDA					172,224,234
834037	MAZDA					234
834038	MAZDA					224
834039	FORD/MAZDA					150,236
834044	MAZDA					230
834045	MAZDA					224
834046	MAZDA					222
834048	MAZDA	GG2725500E/GG2825600C/GR272550XB/ GR272560XB/GR282550X/GR282560X				219
834050	MAZDA					224,235
834051	MAZDA	F02325400A/F02325400C/F02325400D/ GD0125500/GD022550XA				230,231,232
834052	MAZDA					234
834054	MAZDA					224,235
834055	MAZDA	F02425600D				220,221,222,234
834056	MAZDA	M07022510/M07022510A/M07025500C/ M07025500D/M07025600A/M07025600B	303848	23953	15-1256	229
834057	MAZDA					232,233
834058	MAZDA	F03922510B/F03925510B/F06925600B			15-1304A	220,222
834059	MAZDA					233
834060	MAZDA	FA6122610A				235
834061	MAZDA					224
834062	MAZDA	BS0525400				219
834063	FORD/MAZDA					172,224,234
834064	FORD/MAZDA					150,236
834065	MAZDA					222
834068	MAZDA	G0442550X				225,226
834069	MAZDA					229
834070	MAZDA					222
834071	FORD					172
834072	MAZDA	GD172550XB	303985	22966		228
834073	MAZDA					227,235
834074	MAZDA				15-1278	225,226
834075	KIA/MAZDA					209,210,233
834077	MAZDA					234
834080	FORD USA/MAZDA		303849	23954		176,227,228,235,236
834081	MAZDA	F03725500B	301996	24008		220,222,226
834082	MAZDA	G57025500/G57025500A	302977/302978	24051	15-1328	225,226,227,235
834084	MAZDA	GD3622610/GD362560XA/GD362560XB/ GD3822510A/GD382550XA			15-1525	222,223,224
834085	MAZDA					233
834086	MAZDA					224
834087	MAZDA					227
834090	FORD/MAZDA	GG062550XD/GG062560XE/GG082560XC/ GG182560X/GG362550X				164,165,236
834094	KIA	4959107210/4959107291			15-1610	208
834097	MAZDA					221
834100	MAZDA		303850	23955		236
834107	FORD					150
834110	MAZDA	GF092550X/GF092560X/GF092560XB/ GF112560X/GP182550XA/GP202560X				229
834117	MAZDA	GA202550XB/GA202560XB/ GA222550X/GA222560X				234
834118	MAZDA	GA322550X/GA322550XA/GA322550XB/ GA322560X/GA322560XA/GA322560XB				234
834120	MAZDA	GD212550X/GD212560X				230,231
834121	MAZDA	GG092550XD/GG092550XE				230,231

GSP Ref.	MAKE	ADAPTABLE TO OE	GKN	SPIDAN	METELLI	PAGE
834123	MAZDA	FA512550X/FA512550XA/FA512550XB/ FA512550XC/FA512560X/FA522560XB/ FA522560XC/FF042550X/ FF042550XA/FF072560X				232,233,235
834124	MAZDA	FD552550XA/FD552560AC/FD552560XA				233,235
834127	KIA					208
834131	MAZDA	FG0225500D/FG0225500E/ FG0225600D/FG0225600E				219
834135	MAZDA	GD3622610/GD362560X/GD362560XA/ GD362560XB/GD3822610/GD602560X/ GD602560XA/GD602560XB	304691	24379		222,223
834145	MAZDA	G5722550X/G5722560X				230,231,232,234,235
834147	MAZDA					222,223
834173	MAZDA					228
834174	MAZDA					233
835001	MERCEDES BENZ	0003300036/0003301585/3300036/ 3301585/A0003301585	302854/303095	20985	15-0298/15-1298	241,242
835002	MERCEDES BENZ	0003301885/6383342334/A6383342334	303382	20228	15-0373/15-1373	241,242
835003	MERCEDES BENZ	1683601872/1683702172			15-1434	237
835004	MERCEDES BENZ	A1683702172/A1683702272	303882	22264		237
835005	MERCEDES BENZ	A1683700872/A1683701572	303878	22260		237
835006	MERCEDES BENZ					240
835007	MERCEDES BENZ	A6383340534				241,242
835008	MERCEDES BENZ					241,242
835010	MERCEDES BENZ					237
835017	MERCURY/NISSAN					243,274
835018	MERCEDES BENZ	4603300935	302186	22690		239
835021	MERCEDES BENZ					237
835022	MERCEDES BENZ	1683603172/A1683603172/A1693603372	303880	22262	15-1367	237
835023	MERCEDES BENZ	A1683602372/A1683603272/ A1683603472/A1683604572	303876	22258		237
835026	MERCEDES BENZ	1693603972/1693604072	304829	24556	15-1604	237,238
835028	MERCEDES BENZ	6393500710			15-1606	241,242
835032	MERCEDES BENZ					237
835033	MERCEDES BENZ		302461	22711		239
835034	MERCEDES BENZ	9013300001/A9013300001	304902	24631		241
838001	MINI				15-1454	243
838002	MINI	31607518237/31607518238/ 31607518247/31607518248	304704	24392	15-1480	243,244
838003	MINI	31601493977/31601503306/31601503307/ 31607518237/31607518238/31607518261	304706	24394	15-1520	243,244
839001	MITSUBISHI	MB160653/MB160654/ MB620325/MB620326	302012	24213		254
839002	MITSUBISHI	MB297991/MB297992/MB526972/ MB526973/MB837697	301984	24215	15-1147	247,248,249,250,255
839003	MITSUBISHI					254
839004	MITSUBISHI	MR580561/MR580562				246
839005	MITSUBISHI	MN156271/MN156275/MN156277				250
839006	MITSUBISHI	MR528640				255
839007	MITSUBISHI	MR110193/MR377295	303523	21718		244,245,252
839008	MITSUBISHI	MR580553/MR580554/RR580553G	303590	21790	15-1639	246,252
839009	MITSUBISHI	MB526437/MB526438/MB526914/ MB620034/MB837195/MB837262/ MB837263/MB837264/MB837265/ MB837433/MB837434/MB837517/ MB837600/MB837642/MB837707/ MB837708/MB886436/MB936359/ MR110091/MR110402/MR110406/ MR110763/MR111061/ MR165842/MR936359	300877/301985	24216	15-1329	249
839010	MITSUBISHI	MB620363				249
839011	MITSUBISHI	MB525577/MB526558/MB526613/ MB526614/MB526859/MB526867/ MB526868/MB526869/ MB886539/MB886540	301982	24212	15-1161	246,248,252
839012	MITSUBISHI	MB620754/MB886260				247,255
839014	MITSUBISHI	MB526544/MB526551/ MB526553/MB526911	302631	24225	15-1191	246,251,252
839015	MITSUBISHI	MB526772/MB526774/MB620481/ MB620752/MB620755/MB620756/ MB620758/MB620807/MB620808/ MR110883/MR110886	303317	21176		254,255

GSP Ref.	MAKE	ADAPTABLE TO OE	GKN	SPIDAN	METELLI	PAGE
839016	MITSUBISHI	MB620899/MB620900/MB837184/ MB837195/MB837426/MB896778/ MB896787/MB896788/MB896789/ MB896790/MB936363/MB936365/ MR110120/MR110199/MR110207/ MR110208/MR176639/MR176640/ MR196868/MR196869/MR196872	303393/303394	20926	15-1404	250,256
839017	MITSUBISHI	MB896789/MR232727				245,247,250
839018	MITSUBISHI	MR276870/MR276871/RR276871G				245,254,255
839019	MITSUBISHI	MB896525/MB896526/ MB937996/MR111854	301983	24214	15-1332	249,252
839020	MITSUBISHI/PROTON	MR111856			15-1331	250,253,358
839021	VOLVO	30871328/MR110029/MR110030/ MR111365/MR111366/MR176551/ MR263884/MR377575/MR377576	303527	21759	15-1385	566,568,569
839022	MITSUBISHI/VOLVO	3815A133/MR110031/MR110032/ MR111367/MR111368/MR176553/ MR263886/RR176553G	303529	21747	15-1492/15-1628	244,245,566,569
839023	MITSUBISHI/PROTON	MB837399/MB837400/MB936148				246,252,358
839024	MITSUBISHI	MR910297	304304	23667	15-1668	244,245,255
839025	MITSUBISHI	MB620701/MB620702				247,255
839026	MITSUBISHI	MB526406				247,248
839027	MITSUBISHI	MB526145/MB526270/MB526271/ MB526272/MB620251/MB620833/ MB620834/MB886761/MR276859/ MR276860	302637	24226		254,255
839028	MITSUBISHI	MR528643				255
839029	CHEVROLET / GEO/GMC/ HUMMER					63,179,196
839030	MITSUBISHI					245,246,247,250, 252,255,256
839032	MITSUBISHI					245
839033	HYUNDAI/MITSUBISHI					201,245,246,248,256
839034	HYUNDAI/MITSUBISHI					199,200,201,246, 247,248,256
839035	MITSUBISHI					247,248,249,250
839036	MITSUBISHI	MB297871/MB297872/ MB526908/MB526909	303390/303391	20924	15-1148	249,255
839037	DODGE/MITSUBISHI					114,244
839039	MITSUBISHI					250
839040	PROTON	2081207/MB896742/MB896744	300951/302076	20184	15-1215	358
839041	CHRYSLER/DODGE/EAGLE/ MITSUBISHI/PLYMOUTH					65,113,114,247,248, 356
839042	MITSUBISHI					255
839044	CHEVROLET					63
839045	MITSUBISHI	MB620178			15-1130	255
839046	MITSUBISHI					247,248
839047	MITSUBISHI					253
839048	MITSUBISHI					250
839054	HYUNDAI/MITSUBISHI	4950728E00/4950733A00/4950733A10/ 4950733A20/4950733B10/MB176872/ MB297375/MB297376/MB297377/ MB297385/MB297818/MB526455/ MB526456/MB526464/MB526829	302074/303852	21382/23957	15-1104	199,200,201,245,246, 248,250,251,256
839059	MITSUBISHI	MR567001/MR567002/ MR580375/MR580376				251
839063	HYUNDAI/MITSUBISHI					198,245,248
839064	MITSUBISHI	MB896315/MB896316/ MB936361/MB936362				247,253
839067	HYUNDAI	4950829C00				199
839077	MITSUBISHI					244
839078	CHRYSLER/DODGE/ MITSUBISHI					65,113,247,248
839079	MITSUBISHI	MB896213/MB896214				247
839082	MITSUBISHI					250
839084	MITSUBISHI	MR912134/MR912135/MR912136	303745	20621		245,256
839085	MITSUBISHI/PROTON					246,248,358
839089	MITSUBISHI					249
839093	MITSUBISHI					255
839095	MITSUBISHI					249
839097	MITSUBISHI					247
839098	MITSUBISHI	MR377293/MR377294	303525	21720		244,245
839102	MITSUBISHI	MR377713/MR377715/MR910890	304306	23669	15-1662	255

GSP Ref.	MAKE	ADAPTABLE TO OE	GKN	SPIDAN	METELLI	PAGE
839104	HYUNDAI	4950738E00/4950838E00			15-1617	201
839105	HYUNDAI	4950025300				196
839110	MITSUBISHI					252
839112	MITSUBISHI	LMN180244/LMR580861/MN156219				254
839113	MITSUBISHI	3815A107/3815A108/3815A189/3815A190				250
839114	MITSUBISHI	MR528569/MR528570/MR953583/MR953584				251
839117	MITSUBISHI	3815A065/3815A068				253
839119	MITSUBISHI	MR222962/MR222963/MR222966/MR222967				246
839120	MITSUBISHI	MR222050/MR222051				246
839121	MITSUBISHI	MR222960/MR222961/MR222964/MR222965				246
839123	MAZDA	G07622510/G07622610/G07625500/ G07625600/G07822610				224
839124	MITSUBISHI	MR453383/MR453384/MR580733/MR580734				254
839134	MITSUBISHI	MR580449/MR580450				250
839135	MITSUBISHI					250
839136	MITSUBISHI	MR336527/MR336528/MR367165/ MR367166/MR515191/MR515192				255
839141	MITSUBISHI	MR528565/MR528566/MR567003/MR567004				251,252
839142	MITSUBISHI	MR553009/MR553010				251
839143	MITSUBISHI	MN147042/MN156463/MN156464/ MN156487/MN156490/MR498969/ MR498974/MR580213/MR580470/ MR580849/MR580850/MR580851/MR581309				245
839146	MITSUBISHI	3815A009/3815A010			15-1615	246
839147	HYUNDAI	495002D100/495002D102/ 495012D101/495012D102				198
839149	MITSUBISHI	MR222052/MR222053				253
839150	MITSUBISHI	MR196757/MR196758				252
839161	MITSUBISHI					250
839176	MITSUBISHI					244,251
839177	MITSUBISHI					245,246
839178	MITSUBISHI					248
839214	MITSUBISHI					247,248,252,253
840001	MOSKVICH		302319/302794	22996	15-1184	256
841001	NISSAN	391000M000/391000M005/3910050Y00/ 3910051Y00/3910052Y00/3910053Y00/ 391010M000/391010M005/3910150Y00/ 3910150Y01/3910151Y00/3910152Y00/ 3910153Y00/3921150Y00/9321150Y00	300893/301989	24432	15-1163	257,278
841002	NISSAN	3910050Y10/3910051Y10/3910052Y10/ 3910053Y10/3910150Y10/3910150Y11/ 3910151Y10/3910152Y10/ 3910153Y10/3921150Y10			15-1293	257,278
841003	NISSAN	391000M910/391004M761/3910060Y10/ 3910060Y15/3910061Y16/3910062Y00/ 3910062Y10/3910062Y15/3910063Y10/ 3910063Y11/391014M761/3910160Y10/ 3910160Y15/3910161Y17/3910162Y00/ 3910162Y10/3910162Y15/3910162Y16/ 3910163Y11/3910163Y15/3921160Y10	303336/303337	21188	15-1275	257,258,278,279
841005	NISSAN	3910071J00/3910171J00/ 3910171J10/3910172J00				272
841006	NISSAN	3910170J00/3921171J25/3921171J27	302015	24430	15-1172	260,270
841007	NISSAN	3910071J10/3910170J10/3921171J26	302016	24431	15-1173	260,270
841008	NISSAN	3910055A00/3910155A00/3921155A00	302017	20900	15-1088	277,278
841009	NISSAN	3910072J20/3910073J00/3910173J00/ 3921173J25/3921173J26	300891/301987	24428	15-1164	269,270
841010	NISSAN	3910072J10/3910073J20/3910173J20/ 3921172J25/3921173J27	301988	24429	15-1165	269,270
841011	NISSAN	3910073N00/3910173N00/ 3910173N01/3921185E00	303126	21006	15-1323	265,268,272
841012	NISSAN	391004F400/391014F400/392114F425	303311	20099	15-1194	266
841013	NISSAN	3910044B00/3910044B02/3910044B10/ 3910044B12/3910144B00/3910144B02/ 3910144B10/3910144B12/392114F426	303308/303310	20104	15-1193	266
841014	NISSAN	3920164Y10			15-1321	256,278,279
841015	NISSAN	392115V010				259
841016	INFINITI/NISSAN	3910058G00/3910058G60/ 3921158G00/3971135F10				202,267,268,279
841017	NISSAN	3910172J15/3971170A10				271,272

GSP Ref.	MAKE	ADAPTABLE TO OE	GKN	SPIDAN	METELLI	PAGE
841018	NISSAN	391001C100/391002J205/3910050R10/ 3910061E00/3910062E00/3910064E05/ 3910065J00/3910070N00/3910070N05/ 3910071N04/3910071N05/3910074N00/ 3910080E05/39100D4600/391012J205/ 3910150R00/3910150R10/3910161E00/ 3910162E00/3910165J00/3910165J05/ 3910170N00/3910170N05/3910172N00/ 3910174N00/3910175N00/3910180E00/ 3910180E05/39101D4600/ 3921132R00/3921165J00			15-1312	260,261,272,275
841019	NISSAN					272
841020	NISSAN					266
841021	NISSAN	3910031U00/3910031U10/ 3910032U05/3910131U00	303288/303860	21162/23965		265
841022	NISSAN	391002Y016/391002Y115/3910032U15/ 3910032U16/391012Y016/391012Y115/ 3910132U15/3921131U00/3921131U10				265
841023	NISSAN	3910063E00/3910064E00/3910070A10/ 3910070A20/3910071N00/3910080E00/ 39100D4000/39100G8100/3910163E00/ 3910164E05/3910164J00/3910165J10/ 3910170A10/3910170A20/3910171N00/ 3910171N01/3910180E03/3921165J10				259,260,261,264, 268,271,273,274, 275,276,280
841024	NISSAN	391001C110/391003J210/391005C510/ 3910064E10/3910065J10/3910070N10/ 3910071N15/391012J210/391013J210/ 3910165J15/3910170N10/3910170N15/ 3910171N10/3910175N10/ 392111C100/392115C510				259,260,264,268, 271,273,275
841025	NISSAN	392117F000	304912	24641		279
841026	NISSAN	3910001J00/3910001J10/ 3910101J00/3910101J10	303604	20559		267,268
841028	NISSAN	391002F605/391002F615/391019F600/ 391019F610/392112F225/44014S7C950	303447	21531	15-1349	270,271,272
841029	NISSAN	391002F000/392042F025/392112F026				269
841030	NISSAN	391002F010/391012F011/392112F025	303380	20232	15-1348	270,272
841031	NISSAN	3910024B00/3910024B10/3910124B00/ 3910124B10/3921124B00	303858	23963	15-1187	266
841033	NISSAN	391000M600/391000M605/3910040Y00/ 3910040Y06/391004M500/3910140Y00/ 3910140Y06/3910162Y06/3910163Y05				257,262,267,269,273, 274,276,277,280
841034	NISSAN	391004M510/391004M570/391014M570/ 391014M575/391014M771				257,261,262,267,269, 273,274,276,277,280
841035	NISSAN	3910006R00/3910055E01/3910087E10				259,260,261,265,268
841036	NISSAN	3910031U00/3910032U05/ 3910131U00/3910132U05				262
841037	NISSAN	391002Y175/391008H315/391008H615/ 391009H610/391012Y070/391012Y175/ 391012Y176/391018H315/391018H710/ 391018H810/392112Y070	304821	24548	15-1600	262,265,281
841038	NISSAN	39211AV625			15-1509	259,271
841039	NISSAN	3910050A10/3910050A11/3910052A00/ 3910077A00/3910150A00/3910150A10/ 3910152A00/3910177A00				261,262,263,264, 273,274,276,277
841040	NISSAN	3910041B00/3910041B05/3910041F100/ 3910041F400/3910045B00/391004F100/ 3910141B00/3910141B05/3910141F100/ 3910141F400/3910145B00/391014F100/ 392114F125	303305/303307	20079/20085	15-1196	266
841041	NISSAN	3910047A00/3910147A00				257,261,262,263, 264,268,273,274, 275,276,277
841042	NISSAN	3910164E00/39101D4000/ 3920202E25/3921161E06				260,261,269,272
841043	NISSAN	391010E417/392110E015				270,271,272
841044	NISSAN	391014U010/392112J200				258
841045	NISSAN		303122	21004		260,261,269
841046	NISSAN	39211AY125	304729	24456	15-1442	266
841047	NISSAN	39211AY625/39211BC50J	305241	24992	15-1443/15-1634	266,267
841048	NISSAN	39101BM510/39211BM526	304820	24547	15-1647	258
841049	NISSAN	39211AV325				271
841050	NISSAN	39211AW325			15-1445	271
841051	NISSAN	3910031G00				263,279

GSP Ref.	MAKE	ADAPTABLE TO OE	GKN	SPIDAN	METELLI	PAGE
841052	NISSAN	39211BM726	304803	24530	15-1475	258
841053	NISSAN	39100VB001/39101VB001				275
841054	NISSAN	391000E410/391000E415/ 391003J110/3910164E15				259,260,261,268,273
841055	NISSAN	391002J211/391002J216				258,259
841057	NISSAN	392115M427/39211BM427	304809	24536	15-1477	258
841058	NISSAN	392114F126	303304/303306	20090/20094	15-1197	266
841059	NISSAN	39112M7225	302097	20903	15-1027	262,263
841060	NISSAN	3910011A00/3910011A10/3910011A20/ 3910011M00/3910011M05/3910012A00/ 3910012A10/3910012A20/3910013A00/ 3910013A01/3910013A10/3910013A20/ 3910015A05/3910016R05/3910110A01/ 3910111A00/3910111A10/3910111A20/ 3910111M00/3910111M05/3910112A00/ 3910112A10/3910112A20/3910113A00/ 3910113A01/3910113A10/3910113A20/ 3910116R05/3920511A25/3930110A01/ 3930111A00/3930112A00/ 3930113A00/3930113A01	301000/302098	20904	15-0028/ 15-1028/ 15-1100	263,268,276
841061	NISSAN	3910001E02/3910002E02/ 3910101E02/3910102E02	302018	24409	15-1098	260,261,269
841062	NISSAN	3910073N10/3910158E10/3910173N10				260,272,275
841063	NISSAN	3910005E02/3910010E02/3910016E00/ 3910016E02/3910026E00/3910085E00/ 3910085E10/39100D5600/39100D5610/ 3910105E02/3910110E02/3910116E00/ 3910116E02/3910126E00/3910185E00/ 3910185E10/39101D5600/39101D5610	302793	24440	15-1249	259,261,276
841065	NISSAN					262,275,276
841068	NISSAN					277,279
841069	NISSAN					275
841070	NISSAN					259
841073	NISSAN	3910050A00/3910050A05/3910150A05	302100	21315	15-1060	277,278
841075	NISSAN					262,265
841077	NISSAN					273,274,275
841078	NISSAN	391000M301/391000M900/391000M905/ 391000M910/391000M970/391004M761/ 3910060Y00/3910060Y05/3910061Y06/ 3910062Y05/3910063Y00/3910063Y01/ 391010M301/391010M900/391010M905/ 391014M761/3910160Y00/3910160Y05/ 3910161Y07/3910162Y05/3910163Y00/ 3910163Y01/3921160Y00	300902/302019/ 302789	24434/24439	15-1248	257,258,278,279
841081	RENAULT					365
841083	NISSAN	335712	302766/302790	24438	15-1276	263,273,275,280
841084	NISSAN	326582/39210Y02G0	303091	20983	15-1265	275,280
841085	NISSAN	3910020N00				262,263,264,266,279
841086	NISSAN	3910078G00/3921131G00/3921178G00	304722	24450		268,279
841087	NISSAN	3910064Y00/3910064Y05/3910164Y00/ 3910164Y05/3921164Y00	302020	24435	15-1315	256,278,279
841088	NISSAN					259
841089	NISSAN					265
841090	NISSAN					264
841091	NISSAN					259
841092	NISSAN					275,280
841095	NISSAN	39210A03G0	303285	21160	15-1043	280
841096	NISSAN					270
841099	NISSAN	392115M300			15-1692	258
841100	NISSAN	391002S600/391002S660/3921158G60				263
841101	NISSAN					265
841105	NISSAN	3921150A00			15-1087	277,278
841111	NISSAN					262,281
841112	NISSAN	39211BM725				258
841113	NISSAN					280
841114	NISSAN	3910041B00/3910041B05/3910045B00/ 3910141B00/3910141B05				264
841118	NISSAN	391000M801/391000M806/3910040Y05/ 391000M316/391000M806/39100WD200/ 39100WD205/391010M801/391010M806/ 3910140Y05/391010M316/391010M806/ 39101WD200/39101WD205				257,269,273,274,277
841119	NISSAN					264,265
841130	NISSAN					269
841131	NISSAN				15-1324	262

GSP Ref.	MAKE	ADAPTABLE TO OE	GKN	SPIDAN	METELLI	PAGE
841135	NISSAN					275
841137	NISSAN	392115M325/392118V010				258
841140	NISSAN					272
841141	NISSAN	39211BM527			15-1476	258
841142	NISSAN	391014U075/392115V471/392119F626/ 39211AU325/39211BU025			15-1508	271,272
841149	NISSAN					265
841151	NISSAN	3921185E05/3921185E10				265
841152	NISSAN	392112Y010				265
841154	NISSAN	391002U010/391002U210/3910041B10/ 3910045B10/391012U310/ 3910141B10/3910145B10				264,265
841155	NISSAN	391000M316/391000M816/3910040Y15/ 39100WD210/39100WD215				257,269,273,274,277
841156	NISSAN					264,265
841159	NISSAN	391004M470/391004M475/391014M470				257,261,277
841163	NISSAN		302638	24437		261,268,270
841167	NISSAN	39211ED100/C9211EL10A				279
841168	NISSAN	3910165A05	300904/302021	24436	15-1136	277,278
841170	NISSAN	3020513A25/3910001A00/ 3910001M15/3920213A91	302099	21308	15-1085	263,276
841172	NISSAN	3910001B01/3910001B02/3910001B05/ 3910001B11/3910001B15/3910001B60/ 3910101B00/3910101B05/ 3910101B15/3920401B28	300945/302034	24433	15-1129	266
841176	NISSAN					259,260,261,269, 270,272,275
841177	NISSAN					276
841178	NISSAN	3910078G00				268,279
841184	NISSAN	391002J210/391002J215/391003J171/ 391004N175/391004N275/391005J010/ 391006J071/391006J076/391006J915/ 39100AE415/39100AU415/39100AU416/ 39100AW010/39100CX015/39100CX016/ 39100CX115/39100CX215/391010E478/ 391012J215/391014N175/391014N177/ 391014N275/391015J010/391016J010/ 391016J071/391016J076/391016J915/ 39101AE415/39101AU415/39101AU416/ 39101AW110/39101CX116/ 39101WF715/39101WF716				260,271,272,273,275
841185	NISSAN	391002Y175/391008H315/391008H515/ 391008H615/391012Y070/391012Y175/ 391012Y176/391018H315/ 391018H810/392112Y070				262,281
841186	NISSAN	392112F025				272
841187	NISSAN	391002Y076/391002Y210/391012Y076/ 391012Y215/392112Y210				262
841188	NISSAN	39100AX000/39100AX005/ 39101AX000/39101AX005				265
841189	NISSAN	391002J201/391002J206/391005J016/ 391006J011/391006J016/391012J201/ 391012J206/391012J211/391012J216/ 391015J016/391016J011/391016J016				271,272,273
841191	NISSAN					257,262,267,269,273, 274,276,277,280
841214	NISSAN	39100JA010/39101JD52B/ C9211JD22B/C92AAJD22B				259,274,275,280
841222	NISSAN					279
841224	NISSAN					263
841229	NISSAN					279
841231	NISSAN	39100EB70A				266,267
841232	NISSAN	39100CA100/39101CA100/39211CA100				266
841233	NISSAN					279
841234	NISSAN	39211EL00B				279
841236	NISSAN	392115M425				258
841239	NISSAN	391004M400/391004M465				257,277
841240	NISSAN	39211EB30A/C9211EB30A	304890	24619		266,267
841241	NISSAN	39100C6000/39100C7400/ 39101C6000/39101C7400				268
841243	NISSAN					258
841244	NISSAN	39211BC625	305519	25296	15-1667	266,267
841245	NISSAN	39100CA000/39100CA100/39101CA000				266

GSP Ref.	MAKE	ADAPTABLE TO OE	GKN	SPIDAN	METELLI	PAGE
841249	NISSAN	39100JY04A/39101JY04A/39211JD72B/ 39211JG72B/39211JG74B			15-1698	274,281
841250	NISSAN					279
841251	NISSAN					279
841252	NISSAN	39100JC20B/39101JC20B				279
841255	NISSAN					258
841256	NISSAN	391015M310/392115M426			15-1635	258
841257	NISSAN	39211EB31A/C9211EB31A				267
841271	NISSAN					279
841281	NISSAN					257,273,276
841282	NISSAN					272
841285	NISSAN/RENAULT					274,281,374
841286	NISSAN					274
841287	NISSAN		302033	20902		262,263
841291	NISSAN					259,264
841300	NISSAN					270
841302	NISSAN					264,265,279,280
841303	NISSAN					261,279
841304	NISSAN					263
841308	NISSAN					261,264,279,280
844001	OPEL/SUZUKI/VAUXHALL	4410183E11/4410283E10/4700644/ 4701110/4705753/4705754/ 93170265/93170266	304459	24112	15-1394	281,445,472
844002	GM/OPEL/VAUXHALL	0374403/374403/9201725	304391	23992	15-1451	178,179,293,294,296, 303,304,307,486,488, 489,491
844003	OPEL/VAUXHALL	1603273/374671/93182575	304384	23985	15-1504	290,291,292,315, 480,495
844004	OPEL/VAUXHALL	1603261/1603398/93180019/93187468	304388	23989	15-1452	296,304,487,488
844005	OPEL/VAUXHALL	1603251/93176743	304390	23991	15-1439	303,304,488
844006	OPEL/VAUXHALL	374241/374262/90496368/90498412	302816/302863	20183	15-1289A	288,289,290,310,311, 312,314,479,481, 492,493,495
844007	OPEL/VAUXHALL	374211/374213/374263/ 90345303/90498406	302861	20181	15-1118	283,284,285,286,287, 288,310,311,474,475, 476,477,491,492
844008	OPEL/RENAULT/ TOYOTA/VAUXHALL	7700102978/7700102980/ 7700102998/7700102999			15-1371	304,305,380,381, 382,451,489,490
844011	OPEL/VAUXHALL	0374351/374351/90538428	304458	24111	15-1412	310,311,491,492
844012	OPEL/VAUXHALL	26060700/374346			15-1290	288,289,478
844013	OPEL/VAUXHALL	0374053/0374368/26060699/ 26067600/374053/374368	303890	21800	15-1400	296,297,487,488
844014	OPEL/VAUXHALL	374329/9117611	303888	21822		295,487
844020	OPEL/VAUXHALL	0374218/0374377/26032411/ 26089775/374218/374221/ 374377/93172150	302454/304596	21429/24280	15-1116/15-1437	293,294,295,296,297, 303,304,306,486,487, 488,491
844024	VAUXHALL					473,486,491
844025	RENAULT		303438	20713		379,380,381,382
844026	RENAULT	4401720/4401727/8200169277/ 8200169281/8200169285/8200169288/ 8200178618/8200178624	303437	20712	15-1453	379,380,381,382
844027	OPEL/VAUXHALL	1603270/93182571/93182577	304397	23997	15-1613	291,292,315,480, 481,495
844028	OPEL/VAUXHALL	1603274/374672/93182543	304386	23987	15-1505	290,291,292,480,481
844029	DAEWOO					106
844030	OPEL/VAUXHALL	0374002/374002/90538427	303342/303358	21195	15-1287	288,289,290,478,479
844031	GM					177
844032	GM	93292610				176,179
844033	OPEL/VAUXHALL					290,473
844034	RENAULT		303934	22274		396,397
844039	VAUXHALL					474,475,476,477, 483,484,485,491, 492
844041	OPEL/VAUXHALL	0374066/374066/90157131	300976/302065/ 302066	21450/21452	15-0007/15-1007	282,294,295,298, 299,300,301,302, 303,472,473,474, 482,490,491
844044	VAUXHALL					486,487,488
844046	OPEL/VAUXHALL	0374077/0374092/374077/ 374078/374092/7837456/ 7837457/7839615	302067	21432	15-1029	294,295,490
844047	OPEL					282,298

GSP Ref.	MAKE	ADAPTABLE TO OE	GKN	SPIDAN	METELLI	PAGE
844049	OPEL/VAUXHALL	0374003/374003/90538595			15-1289	287,288,289,290, 310,311,312,314, 315,479,480,481, 492,495
844051	OPEL/VAUXHALL	0374175/374175/90334947	300978/302069	21428	15-1056	283,284,285,286, 287,288,299,300, 301,302,303,307, 308,309,473,474, 475,476,477,481, 483,485
844053	VAUXHALL					486
844054	OPEL					290
844055	OPEL/VAUXHALL	0374147/374014/374147/90304775	300977/302068	21496	15-1057	307,308,309,483, 484,485
844056	OPEL/VAUXHALL	0374176/374176/90334948	301065/302169	21427	15-1051	284,285,286,287, 288,292,299,300,301, 302,303,307,308,309, 310,473,474,477,478, 481,482,483,484, 485,486
844057	OPEL/VAUXHALL	0374015/0374126/374015/ 374126/90235271	301064/302170	21497	15-1052	292,299,300,301, 302,303,307,308, 309,310,473,474, 481,483,484,485,486
844060	OPEL	374423			15-1391	315
844062	OPEL/PONTIAC					282,294,298,357
844063	OPEL					283
844064	RENAULT					391
844065	OPEL/VAUXHALL	374387/374410			15-1618	310,311,312,492
844066	GM					178,179
844068	OPEL/VAUXHALL				15-1307	283,284,285,286, 287,475,476,477
844069	GM	93225242				179
844080	OPEL	4707438			15-1555	281
844083	OPEL	374068			15-1390	287
845001	PEUGEOT	3272E3/3273L1	303432	21095	15-1216	324,325,326,327, 328,334,335
845003	PEUGEOT	3272S6			15-1292	336,337,338
845004	PEUGEOT	3272E0/3272E2/3273L2/3273L4	303431	21094	15-1139	334,335
845005	PEUGEOT	3272S5			15-1282	335,337,338
845006	PEUGEOT	327206/327375	303400/303401	21074	15-1259	334,335
845008	PEUGEOT					324
845009	PEUGEOT					332
845010	PEUGEOT					320
845011	PEUGEOT	32726E/32727E/32728E/ 32729E/32733X/32733Y/3273CQ	303473	20300		320,321,322
845012	PEUGEOT					320,321,322
845014	PEUGEOT					331
845015	NISSAN/OPEL/PEUGEOT/ RENAULT					269,313,318,394
845016	PEUGEOT					318
845019	PEUGEOT					332
845020	PEUGEOT					332
845027	PEUGEOT					321,322,335,336, 337,338,355,356
845028	PEUGEOT					332
845031	PEUGEOT					332
845033	PEUGEOT	32723C	303930	22270	15-1382	320,321,322
845036	CITROEN/PEUGEOT					96,329
845038	CITROEN	32724T/32738G			15-1588	77,78,79
845042	CITROEN					68
845045	PEUGEOT		303931	22271		321,322
845046	PEUGEOT					320
845047	CITROEN/PEUGEOT					70,93,100,320,322,339
845048	PEUGEOT					320
845049	PEUGEOT	3272AH/32730Y			15-1569	321,322
845052	PEUGEOT	32725P/32736Y			15-1468	336,337,338,339
845056	PEUGEOT	3272HP/3273HF			15-1499	315
845057	CITROEN/PEUGEOT	3272EQ/3272FR/3272KW/ 3273EQ/3273KJ			15-1560/15-1649	73,74,75,315,323
845065	PEUGEOT	3272CQ/3273CQ			15-1629	321,322
845067	PEUGEOT	3272CS/3273CS	304543	24196	15-1568	321,322
850001	RENAULT	8942633/8990574			15-1108	362,363

GSP Ref.	MAKE	ADAPTABLE TO OE	GKN	SPIDAN	METELLI	PAGE
850003	RENAULT	7701349992/7701351130			15-1317	375
850004	NISSAN/RENAULT	7700110484			15-1378	263,367,368,369, 372,373,374,394
850005	RENAULT	7701352133			15-1422	375,376,377,386, 390,392
850007	RENAULT	7701349025/7701349026/7701349028/ 7701349034/7701349689/7701349839/ 7701351124/7701351264/7701352020/ 7701352025/7701394697/7701498918/ 7701498919/7701498921			15-1082	359,362,363,364, 370,371
850008	RENAULT	7701349874/7701349880/7701349938/ 7701351479/7701351480/7701351484/ 7701351571/7701351572	303433	21096	15-1204	359,360,361,362,366, 367,375,376,377
850009	RENAULT	299341X2				390
850010	RENAULT					394
850011	RENAULT	7701469363			15-1285	366
850012	RENAULT	360113KTX			15-1353	365
850014	RENAULT					380,381,382
850016	RENAULT					359
850017	RENAULT					365,372,382
850018	RENAULT					364,365
850025	RENAULT					374,375
850026	RENAULT	7701349955/7701351995/7701352001	303561	20357	15-1316	375,376,377,391
850027	RENAULT	7701348089/7701348109/7701349769/ 7701351172/7701498775/7701498955			15-1102	362,364,394,395
850034	RENAULT					365,372,379
850035	RENAULT					370,371
850041	RENAULT	8200079915/8200169177/8200436848/ 8200436849/8200467679/8200470131			15-1576	371,378,379
850043	RENAULT	7701352415/7701352471			15-0310/15-1310	382,383,384,385, 386,389,390
850045	RENAULT	7701351948			15-1336	375,376,377,391
850048	RENAULT					365
850050	RENAULT					382
850053	RENAULT					391
850056	RENAULT	7701352488/7701352622/7701352907/ 7701469542/7701469962	303562	21590		391
850062	RENAULT					365,372,379
850063	RENAULT					365,372,379
850065	RENAULT					370,371
850069	NISSAN/RENAULT	7700111918/8200064731/8200236110			15-1542	263,372,373,383,384, 385,386,389,391,392
850079	RENAULT	8200014111/8200035673			15-1574	377,378,379
850081	DACIA/RENAULT					102,358,359
850086	RENAULT					391
850087	RENAULT					391
850090	RENAULT					365
850092	RENAULT	8200261840/8200261841/8200511225			15-1502	367,368,369,370,390
850093	RENAULT	8200216519/8200216523/8200432517			15-1579	371,392
850105	RENAULT	7701349958/7701349990/7701352128/ 7701352493/7701352495	303563	21591		376,377
850110	RENAULT					358
850112	RENAULT	8200341698/8200378880			15-1503	367,369,390,397
850113	FIAT/RENAULT	7711134777/7711134778			15-1522	140,378,379
850114	RENAULT				15-1573	383,384,385,386, 389,390,391,392
850116	RENAULT	8200327707			15-1523	392
850143	RENAULT	7701210040/8200441337/ 8200441340/8200598563			15-1650	368,369,370,390
851001	HONDA/ROVER	44340SN7315/44430SN7315/ GCV1112/GCV1117	302137/302138	20918/20919	15-1284	183,400,401
851002	ROVER	BAU5439/BAU5440	301032/302132	20914	15-1090	401
851003	ROVER	GCV1088/TFB000090	303480	21537	15-1303	397,398,399
851004	ROVER	GCV1119/TFB000110	303481	21538	15-1288	399,400
851005	ROVER	GCV1076/TDJ10016	302133	20889	15-1366	398,399,400
851006	ROVER	GCV1075	302134	20894	15-1270	398,400
851007	ROVER	GCV1146/TFB000140	303486	21543	15-1383	399
851008	ROVER	TFB000060			15-1408	399,400
851009	ROVER	17H8600/CGV1053/GCV1105	302046	20895	15-1039	402
851010	ROVER	BAU5466	300963/302052	20899	15-1205	397,402
851011	ROVER	GCV1181/TDJ100580	303476	21533	15-1431	401
851013	AUSTIN/ROVER	27H7567/BAU2018/BAU4444	302044	20896	15-1038	50,402
851014	MITSUBISHI					244,245
851015	LAND ROVER					217,218,401
851016	LAND ROVER	RTC6862				217

GSP Ref.	MAKE	ADAPTABLE TO OE	GKN	SPIDAN	METELLI	PAGE
851017	ROVER	44340SN7003	302136	20920		400,401
851018	ROVER	GCV1118			15-1299	399,400
851020	LAND ROVER	TDJ100470	303412	20604	15-1537	217,218
851021	HONDA	44011ST3E70/44011ST3G50/ 44011ST3G70/44014ST3E51				187,188,189
851024	ROVER					398
852001	SAAB	4242236/4399325/4610580	302459	23639	15-1269	402,403,404
852002	SAAB	8952905	301056/302165	23657	15-1168	404,405
852003	SAAB	4002911/8963571/8983571	302162	21906	15-1170	404,405
852004	SAAB	8990574/9102880	302160/302164	21907/22109	15-1031/15-1062	403,404
852005	SAAB					404
852007	SAAB	4103263/4610572	302201	23659	15-1169	405
852008	SAAB/VOLVO	4686960/5232897			15-1487	402,403,566
852010	SAAB	4000659	301062/302167	21909	15-1144	403,404
852011	SAAB	4103255	302200	23658	15-1166	405
852012	SAAB	12804149/12804150/93186026			15-1652	402,403
853001	SEAT/SKODA/VOLKSWAGEN	1K0407311F/1K0498099D	304325	23687	15-1465	407,408,427,428, 514,516,517,518
853002	SEAT/SKODA/VOLKSWAGEN	6Q0407311D/6Q0498099F	304436	24089	15-1415	411,414,420,543
853004	AUDI/VOLKSWAGEN					48,526
853005	SEAT/VOLKSWAGEN	6N0407311/6N0498099/6N0498099X	302764/302796	23675	15-1190	409,523,539, 540,541,543
853006	FORD/VOLKSWAGEN					162,504,505,520, 545,546
853007	SEAT/VOLKSWAGEN	191407311B/191407311C/191407311F/ 191407311L/191497311J/191498099A/ 191498099AV/191498099AX/191498099B/ 191498099BV/1H0407311D/1H0498099/ 1H0498099V/1H0498099X/1H0498340X/ 357407311/357498099/357498099A/ 357498099D/357498099X	301070/301947/ 302175/302177	22494/23548	15-1009	409,410,411,412, 413,417,418,500, 502,504,505,506, 507,508,509,510, 511,521,522,527, 528,529,533,534, 535,539,543,544, 546,562,563
853008	SEAT/VOLKSWAGEN	171498099A/171498099C/191407311/ 191407311H/191498099/191498099F/ 191498099FV/191498099FX/191498340X/ 1H0407311C	301023/302118/ 302123	22461/22669	15-1021	409,410,411,412,413, 415,417,418,499,500, 504,505,506,507,508, 509,510,521,522,527, 528,534,539,543, 544,545,562
854001	SKODA/VOLKSWAGEN	115420170/115420214/115420217/ 441072651586/441072651706/ 6U0407311/6U0498099A	302041/303001	20639/23152	15-1158	423,424,425,500
854002	SKODA/VOLKSWAGEN	6Q0498099A/6Q0498099C	303555	21585	15-1403	420,421,422,503,542
854003	VOLKSWAGEN					502,539,543
854004	VOLKSWAGEN	6QE498099B	304624	24308	15-1531	503
854007	SUZUKI					441
856001	SUBARU	23221GA242/23221GA243	302106	22162	15-1018	437
856002	SUBARU	23221GA372/23221GA373/ 23221GA592/23221GA593				438,439
856003	SUBARU	28021AA051/28021AA052/28021AA053/ 28021AA150/28021AA151/ 28021AA152/28021AA501	300929/302022	22179	15-1151	436
856004	SUBARU	28021AA021/28021AA022/28021AA031/ 28021AA032/28021AA033/28021AA130/ 28021AA131/28021AA132/28021AA511/ 28021AA551/28021AC130/28091AA010/ 28091AA012/28091AA014/ 28091AA020/28091AA024	300848/301946	22175	15-1084	434,435,436
856005	SUBARU	28021AA003/28021AA011/28021AA012/ 28021AA013/28021AA160/28021AA161/ 28021AA162/28021AA481/28021AA491/ 28021AA541/28021AC090/ 28091AA094/28091AC090	300895/301991	22177	15-1247	433,434,435,436, 437
856006	SUBARU	723220041/723221971/ 723291530/723291540	302781	22185		435,436
856007	SUBARU	28321KC001/28321KC041/28321KC051	303986	22967		438,439
856008	SUBARU					434,435,437
856009	SUBARU	28021AC200				434,435
856010	DAIHATSU/SUZUKI	4410175F02/4410175F20/ 4410175F32/4410275F20	303987	22968		112,445
856011	SUBARU	723221055/723291013	301007/302102	22151	15-1017	437
856012	SUBARU	723221392/723291003	301009/302104	22154	15-1040	437
856013	SUBARU	23221GA232/23221GA233	301012/302107	22166	15-1046	437

GSP Ref.	MAKE	ADAPTABLE TO OE	GKN	SPIDAN	METELLI	PAGE
856014	SUBARU	723251001/723251011/723291130/ 723291140/723291300/723291301/ 723291310/723291311	300868/301969	22174	15-1274	435,436
856015	SUBARU					433
856016	SUBARU	723291570				435
856017	SUBARU					433,434
856020	SUBARU					434,436
856021	SUBARU					434
856022	SUBARU					438
856024	SUBARU					434
856026	SUBARU	28021AC220				434,435,437,438
856027	SUBARU					433
856028	SUBARU					436
856029	SUBARU					436
856030	SUBARU		302782	22184		436
856031	SUBARU					435,438
856039	SUBARU	28021FA110	303870	23975		434,435,437
856040	SUBARU	28021AC210/28021AC280/28021AC281/ 28091AC091/28091AC130/28093AC030				434,435,436
856041	SUBARU	28321SA030/28321SA031/28321SA040/ 28321SA050/28321SA051				434
856042	SUBARU	28321AG000/28321AG010/28321AG011/ 28321AG012/28321AG020/28321AG021/ 28321AG022				437,438
856052	SUBARU					438,439
856053	SUBARU		303871	23976	15-1319	438
856060	SUBARU					435
857001	SUZUKI	44102M72F12/44102M72F21	302980/303178	21030		439,444
857002	SUZUKI	4410160G50/4410160G52/ 4410260G50/4410260G52				440
857003	SUZUKI	4410171C10/4410171C30/ 4410171C41/4411463B60	303004	21090	15-1252	444
857006	SUZUKI	4410162D00/4410162D01/4410170B12/ 4410170B50/4410182013/4410260A00/ 4410282013/4411582020/4411663B20				439,443,444,445
857007	SUZUKI	4410160B12/4410160B20/4410160B30/ 4410162B10/4410162B11/4410162B12/ 4410162B22/4410163B10/4410163B20/ 4410260B12/4410260B20/4410260B30/ 4410262B11/4410262B12/4410262B22/ 4410263B10/4410263B20/4410263B21/ 4411660B20/4411660B30/4411762B10	302628	21087	15-1114	439,440,443,444
857008	SUZUKI	4410272F00				439,443,444
857009	SUZUKI	4410167D00/4410167D01/4410178E00/ 4410267D00/4410278E00			15-1540	441,445
857010	SUZUKI	4410160A00/4410160A01/ 4410160A10/4413160A00				441,445,446
857011	SUZUKI	4410164B10/4410164B11/4410164B20/ 4410171C12/4410264B10/4410264B11/ 4410264B20/4411664B10	302586/302629	21088	15-1149	444
857012	SUZUKI	4410180E21/4410280E21			15-1360	444
857013	SUZUKI				15-1361	439,444
857014	SUZUKI	4410160G20/4410160G22	303128	21007	15-1266	440
857015	SUZUKI	4410160G23/4410160G33/4410160G62/ 4410160G72/4410260G23/ 4410260G30/4410260G62	303739	22935		440
857016	SUZUKI	4410160G60/4410260G60				440
857017	SUZUKI	4410177E00/4410177E01/4410277E00/ 4410277E01/4410277E02	303872	23977		445
857018	SUZUKI	4410160G42/4410160G43/4410160G44/ 4410164B12/4410260G42/4410264B12				440,441
857019	SUZUKI	4410183000/4410183300/4410183301/ 4410283000/4410283300/4410283301	303738	22934		442,443
857020	SUZUKI	44101A83300				442,443
857022	SUZUKI	4410276GK0				439
857023	SUZUKI					440,441
857024	SUZUKI	4410175F01/4410175F20/4410175F31/ 4410175F51/4410175F52/4410176G70/ 4410178F20/4410178G30/4410180G11/ 4410275F02/4410275F20/4410275F31/ 4410276G70/4410279C00				445
857029	SUZUKI					439,440
857031	SUZUKI					445
857033	SUZUKI					442

GSP Ref.	MAKE	ADAPTABLE TO OE	GKN	SPIDAN	METELLI	PAGE
857034	SUZUKI	4410180000/4410180001/ 4410280000/4410280001	302777	21089		442,443
857035	SUZUKI	4410160A20/4410260A10/ 4413160A01/4413260A00	301970	21082	15-1380	442,443,445
857037	SUZUKI	4410160G00/4410160G01/4410160GB0/ 4410160GH0/4410160GN0/4410260G00/ 4410260GB0/4410260GH0/4410260GN0	303740	22936	15-1365	440
857039	SUZUKI	4410175H10/4410176G70/4410180G00/ 4410180G11/4410272J10/4410276G70/ 4410279C00/4410280G00			15-1665	441
857041	SUZUKI	4410154G50/4410155G00/ 4410254G50/4410255G00				439,440
857042	SUZUKI	4410162J90/4410163J00/4410163J10/ 4410163J80/4410262J90/4410263J00/ 4410263J30/4410263J50/4410263J80			15-1602	441,443,444,445
857043	CHEVROLET / GEO/SUZUKI					63,443
857048	SUZUKI	4410180E00/4410180E01/4410280E00/ 4410280E01/44102M72F12	303179	21031		439
857053	MARUTI	4411584312/4411584332/4411584342/ 4411684332/4411684342				218
857061	SUZUKI	4410179FA0/44101M79F75/4410279FA0			15-1794	439
857062	SUBARU/SUZUKI	4410186G00/4410286G60			15-1614	436,441
857067	SUZUKI	4411765J00				441
857076	SUZUKI	44101M79F10				442
857079	SUZUKI	4410186G60/4410286G50				441
857081	SUZUKI	4410186GA0/4410286GD0				441
857083	SUZUKI					439
857086	SUZUKI		303873	23978		445
857092	SUZUKI	4410179J21/4410180J11				445
857095	SUZUKI	4410162J20/4410163J20/4410262J20/ 4410262J30/4410263J20				445
857100	OPEL/SUZUKI	4410151K90/44101T51K90000/ 4410251K90/44102T51K90000/4710021/ 4711022/93194659/93194660	304914	24643	15-1723	281,443
857105	SUZUKI	4410186G30/4410286G30/ 4410286G30000	303884	21516		441
857108	SUZUKI					440
857117	SUZUKI					445
857125	SUZUKI					439,442,445
857126	SUZUKI					441
857127	SUZUKI					441
857141	SUZUKI					445
857152	SUZUKI					441
859001	TOYOTA	4341002010/4341002011/4341012030/ 4341012040/4341012070/4341012090/ 4341012091/4341012100/4341012101/ 4341012140/4341012141/4341012150/ 4341012151/4341012170/4341012171/ 4341012180/4341012210/4341012351/ 4341012352/4341012353/4341012H00/ 4341020010/4341020020/4341020031/ 4341020040/4341020100/4341020180/ 4341020181/4341020220/4341020342/ 4341032010/4341032011/4341032020/ 4341032021/4341032022/4341032030/ 4341032031/4341032040/4341032041/ 4341032060/4341032061/4341042021/ 4342012040/4342012041/4342012070/ 4342012071/4342012100/4342012101/ 4342012110/4342012111/4342012140/ 4342012141/4342020010/4342020020/ 4342020060/4342020070/4342020120/ 4342020170/4342020291/4342020301/ 4342020380/4342032010/4342032011/ 4342032030/4342032031/4342032040/ 4342032041/4342042021/4342051Y10/ 4346019286/4346019306/ 4347019236/4347039086	302108/302110	22305/22307	15-1070	449,450,452,453, 454,456,458,459, 460,469
859002	TOYOTA	4341020310/4341020311/4342020241				451,453,454
859003	TOYOTA	4341020281/4341020301/4341020730/ 4341032070/4342020231/ 4342020500/4342032050				450,453,461,462
859004	TOYOTA	4341006060/4341006161/4342006060/ 4342006161/4346009160	302800/302859	20179		449,450,451

GSP Ref.	MAKE	ADAPTABLE TO OE	GKN	SPIDAN	METELLI	PAGE
859005	TOYOTA	4340312040/4341010200/4341020142/ 4341020440/4341020441/4346029098				448,456,457,461,470
859006	TOYOTA	4341010160/4341020451/4341020515	303866	23971		448,456,457,458, 459,461,470
859007	TOYOTA	4340560040			15-0217	464,466
859009	TOYOTA		302768/302967	20180		449,450
859010	TOYOTA	4341032111/4342032091				453
859011	TOYOTA	4341020670/4341032130/4341032131/ 4341032180/4341032181/4341033010/ 4342020430/4342032110/ 4342032111/4342033010				450,453,461,462, 469,470
859012	TOYOTA	4341020251/4341020680/4341032150/ 4341033020/4341033022/4342020201/ 4342020440/4342033020				449,450,453,461, 462,467,469,470
859013	TOYOTA	4341010070/4341010071/4342010070/4342010071			15-1271	470
859014	TOYOTA					449
859015	TOYOTA	4341026040/4343026031/4343035010/ 4346039025/4346039026/4346039027/ 4346039046/4346039175/ 4346039275/9031660004	303867	23972		446,464
859016	TOYOTA	4343026013/4343026021/4343026032/ 4343026040/4343026041/4343035011/ 4343035012/4343035021/ 4343035022/4346029067				462,463,464,465
859017	TOYOTA		303283	21158		454,471
859018	TOYOTA	4341012400/4341032170/ 4342012191/4342020290				455
859019	TOYOTA	4341012181/4341012200/4341012360/ 4341012401/4341020231/4341020291/ 4341020540/4341020580/4342012360/ 4342020380/4342020420/4342020490/ 4342032121/4342032122/4342042020	303587		15-0351/15-1351	452,456,458,459, 460,468,469
859020	TOYOTA	4341005060/4341012122/4341012131/ 4341012260/4341012270/4341012350/ 4341012351/4341012352/4341012353/ 4341012420/4341012430/4341016132/ 4341016191/4341020151/4341020152/ 4341020341/4341020342/4341020430/ 4341020431/4341020450/4341020451/ 4341020470/4342005020/4342005080/ 4342012091/4342012250/4342012260/ 4342020111/4342020112/4342020281/ 4346019276/4346029099/4346080094/ 4346080145/4347019216/ 4347029108/4347080148	300878/301992	22311	15-1346	451,452,454,455,456, 457,458,459,460,461
859021	TOYOTA	4341005060/4341012191/4341020101/ 4341020331/4341020444/4342002080/ 4342012161/4342020121/ 4346019365/4347019316			15-1347	451,452,454,455,456, 457,458,459,460,461
859022	TOYOTA	4346009290/4346009490/4347009480/ 4347009500/4347009740	303894	21843	15-1483/15-1513	447,448
859023	TOYOTA	4341016070/4341016071/4341016111/ 4341016131/4341016150/4341016151/ 4341016160/4341016161/4341016210/ 4342016070/4342016071/4342016101/ 4342016121/4342016122/4342016140/ 4342016141/4342016151/4346019165/ 4346019167/4346019516/4346019536/ 4346019556/4346019626/4346019166/ 4347019137/4347019496/ 4347019516/4347019536				458,459,461
859024	TOYOTA	4342005130/4346009331/4346009510/ 4347009541/4347009760/ 4641005310/4646009331	303445	21297		447,448
859025	TOYOTA	4347059015			15-1392	471
859026	TOYOTA	4341052050/4341059050/4342052040/ 4342052050/4342059050/ 4346059025/4347059025	303896	21845	15-1460	472
859027	TOYOTA	4340560100/4340560110				466
859028	TOYOTA	4346009270/4347009440/ 4347009480/4347009560	304827	24554	15-1484	446,447,448
859029	TOYOTA	4341052010/4342052010/4346059055				468
859032	TOYOTA		303291	21164		471
859034	TOYOTA	4343035030/4346039065				465,468

GSP Ref.	MAKE	ADAPTABLE TO OE	GKN	SPIDAN	METELLI	PAGE
859035	TOYOTA	4346059125/4347059065/4347059115			15-1447	472
859036	TOYOTA	4341002180/4341012030/4341012500/ 4341012530/4341032301/4342002200/ 4342012450/4342012580/4342032231				455,456,460,468
859037	TOYOTA	4341002240/4341005330/4342002270/ 4346009600/4346009601/4347009A14	304693	24381	15-1539	455
859038	TOYOTA					472
859039	TOYOTA					470
859040	TOYOTA	4341010101/4341010110/4341010121/ 4342010101/4342010110/ 4342010121/4346019496				470
859041	TOYOTA	4340560070/4340560080	303992	22973		466
859042	TOYOTA	4346049146/4347049226			15-1485	448
859043	TOYOTA	4347029635/4347029636				448
859044	TOYOTA	4346009611				455
859045	TOYOTA	4343028011/4346029056/4346029057				467
859046	TOYOTA	4340560120				466
859047	TOYOTA	4341002220/4341012510				454,455,456,460,469
859048	TOYOTA	4341006180				449,450
859050	TOYOTA	4340560015/4340560016/4340560020	301095	22310		464,466
859053	TOYOTA					471
859054	TOYOTA	4341010010/4341010020/4341010021/ 4341010030/4341010040/4341010050/ 4341010060/4341010090/4341010130/ 4341010131/4342010020/4342010021/ 4342010030/4342010060/4342010090/ 4342010130/4346019085/4346019086	302785	22312	15-1253	470
859056	TOYOTA	4341020060/4341020061/4341020062/ 4341020070/4341020071/4341020072/ 4341020073/4342020040/4342020041/ 4342020042/4342020050/4342020051/ 4342020052/4342020053	302791	22313	15-1134	453
859058	TOYOTA	4341003010	303277/303278	21155	15-1334	449
859059	TOYOTA					449
859060	TOYOTA	4342033030/4342033120/ 4347039185/4441033030			15-1326	449,450
859061	TOYOTA					447,449
859062	TOYOTA					449,450,451,452,453, 454,456,457,458,459, 460,468,469
859063	TOYOTA	4341001030/4342001030				453,455,458,460
859064	TOYOTA	4340560030/4340560050			15-0218	466
859065	TOYOTA	4341033030	303864	23969		449,450
859066	TOYOTA					448,469,471
859070	TOYOTA					457
859071	TOYOTA					471
859072	TOYOTA					446,471
859073	TOYOTA	4343028040				462
859075	TOYOTA					466
859081	TOYOTA	4341042120/4341042140/ 4346049106/4347049196			15-1536	469
859082	TOYOTA					454
859083	TOYOTA					454,471
859085	TOYOTA	4343060020/4343060040				466,467
859087	TOYOTA	4341006050/4342006050				469,470
859089	TOYOTA	4341028010/4341032211				450,462,467
859091	TOYOTA		303323/303324	21186		472
859092	TOYOTA	4346009420				463
859095	TOYOTA	4341006151				449
859100	TOYOTA					470
859101	TOYOTA	4340560060/4340560070	303318	21177	15-1386	466
859106	TOYOTA					448
859107	TOYOTA	4343060060				465,468
859117	SUZUKI	4410181A00/4410281A00			15-0459	441,442
859120	TOYOTA	4341005140/4341020582/ 4342005100/4342012330	303865	23970		451,452,469
859125	TOYOTA					449,450,468
859130	TOYOTA					454
859131	TOYOTA	4341012660/4347080020				454,460,471
859134	TOYOTA					471
859136	TOYOTA	4341012490/4341047020/4342012420/ 4342047020/4346019795	305308	25085		454,469
859137	TOYOTA	4341052070/4342052070/4346059045/ 4346059365/4347059045	304703/305307	24391	15-1450	472
859138	TOYOTA					448

GSP Ref.	MAKE	ADAPTABLE TO OE	GKN	SPIDAN	METELLI	PAGE
859152	TOYOTA	4341052110/4342052110				471
859153	TOYOTA	4341012600/4341012670/4341020780/ 4341047010/4342042091/4347080018				455,469,471
859154	TOYOTA	4341028051				446,462,463,465
859155	TOYOTA		303868	23973		453
859160	TOYOTA					449
859161	LEXUS/TOYOTA	4341033040/4341033140/4342006180/ 4342033040/4342033130/4342033172	302799/302860	20178	15-1325	218,449,450
859162	LEXUS/TOYOTA					218,447,449
859163	CHEVROLET/GEO/TOYOTA					62,176,456
859166	TOYOTA	4343028050				461
859167	TOYOTA	4342042050/4346049065/4346049106/ 4346049125/4346049126/4346049165/	304650	24338		469
859173	TOYOTA	4342048042				463
859175	TOYOTA	4341028030/4341028040/4341042060/ 4341048071/4342028030/4342028040/ 4342042120/4342048091				446,449,462,463, 465,469,471
859177	TOYOTA	4341016141/4342016130				458,459,461,469
859182	TOYOTA					447
859183	TOYOTA	4347009330				449
859186	TOYOTA					452,454,468
859188	TOYOTA					448
859190	TOYOTA	4341052120/4341052130/4342052120/ 4342052130/4346059115/4347059105				471
859191	TOYOTA					468
859196	TOYOTA	434100D120				470
859198	TOYOTA					468
859199	TOYOTA	434300K020/4346009V10				463,464,465,471
859201	TOYOTA	4343028031/4343028051				462,465,467
859202	TOYOTA	4341010210/4342010190				470
859203	TOYOTA	4341032090/4341032271/ 4342032070/4342032211				450,451
859207	TOYOTA	434100D110				471
859212	TOYOTA	4340598001				448
859213	TOYOTA					446,454
859215	TOYOTA					449
859226	TOYOTA	4341002270/4341005350/4342002300/ 4346009621/4346009A21/4346009A22/ 4346009P50/4346009P70/4347009A15/ 4347009A38/4347009A39	304823	24550	15-1544	447,455
859227	TOYOTA	4341010250				470
859232	TOYOTA	434100D170/434200D170/ 4346009M70/4347009L40				472
859242	TOYOTA	434300K030/434300K030				464,465
859243	TOYOTA					463,464,466
859245	TOYOTA					446,448,462,468, 469,470
859253	TOYOTA					462
859254	TOYOTA					462
859255	TOYOTA	4341052110/4342052110				471
859261	LEXUS/TOYOTA	4341020560/4341020600/4341020800/ 4341021011/4341021041/ 4342020560/4342020590				218,453,454
859262	TOYOTA	4341012531/4341020781/4341021060/ 4341032302/4342020581/4342032232				454
859266	DAIHATSU/TOYOTA	43410B1020/43410BZ020/ 43420B1020/43420BZ020				107,111,468
859268	DAIHATSU/TOYOTA	43410B1010/43410B1030/43410BZ010/ 43420B1010/43420BZ010				107,111,468
859269	TOYOTA	4341005241/4342005260/ 4347009420/4347009480				447
859270	TOYOTA					472
859271	TOYOTA					471
859274	TOYOTA	4341052210/4341052220/43410522210/ 4342052210/4342052220				471
859288	TOYOTA					469
859294	TOYOTA					446,447,448,449, 457,465,468,469,471
859297	TOYOTA					472
859304	TOYOTA	434100E020/434100E020/434100W160/ 434200E021/434200W190				463
859305	TOYOTA	434100E011/434100E011/ 434200E011/434200E011				463
859306	TOYOTA	4341030021/4342030021				467

GSP Ref.	MAKE	ADAPTABLE TO OE	GKN	SPIDAN	METELLI	PAGE
859308	TOYOTA	4341052180/4341052280/ 4342052180/4342052280				471
859314	TOYOTA					468
859320	TOYOTA					463
859321	TOYOTA					462
859332	TOYOTA					472
859336	TOYOTA					467
859337	TOYOTA					456,457
859365	TOYOTA					447
859385	TOYOTA					471
860001	VAUXHALL/VAUXHALL LCV					486,495
860005	RENAULT	8200452268/8200452273/ 8200776535/8200776537	305133	24874		396,397
861001	VOLKSWAGEN	171407311/171498099	301018/302113	22454	15-1004	504,505,520,545
861002	VOLKSWAGEN	871407311/871498099/871498099A/ 871498099AX/871498099X	301022/302117/ 302122	22452/22469	15-1034	502,541,542
861003	VOLKSWAGEN	701407321B/701498099/701498099V/ 701498099X/701498340X	300861/301963	20595	15-1123	551,552,555,556, 557,558
861004	VOLKSWAGEN	701407321C/701498099A/701498099AV/ 701498099AX/701498340AX	300862/301964	20596	15-1124	551,552,555,556, 557,558
861005	VOLKSWAGEN	701407321D/701498099B/ 701498099BX/701498340BX	302363/302446/ 303450	21945/22900	15-1230	551,552,555,556, 557,558,559
861006	VOLKSWAGEN	701407321E/701407321G/701498099C/ 701498099CX/701498340CX/7D0498099	302447/303451	21946/22901	15-0229/15-1229	551,552,555,556, 557,558,559
861007	VOLKSWAGEN	6X0498099/6X0498099X	304814	24541	15-1466	523,540
861009	VOLKSWAGEN	7H0407321A/7H0407321B/7H0498099	303993	23979	15-1478	502,524,552,553, 559,560,561
861010	VOLKSWAGEN	6QE498099			15-1533	503
861011	VOLKSWAGEN	7H0407321/7H0407321C/7H0407321D/ 7H0498099A/7H0498099B	303995	23981	15-1479	524,525,553,554, 559,560,561,562
861012	SKODA/VOLKSWAGEN	3B0498099/3B0498099AV/3B0498099D/ 3B0498099DX/8D0407305Q	303605	21812	15-1375	431,529,530,535, 536,537
861013	VOLKSWAGEN	171407311J/171407311K/171498099B/ 171498099BX/171498099CX	301020/301021/ 302115/302121/ 302124	22456/22457/ 22670	15-1005	499,504,505,520, 545,546
861014	VOLKSWAGEN					503
861017	VOLKSWAGEN					548
861018	SEAT/VOLKSWAGEN	357498099DV/357498099DX/357498340AX	300849/301948	22600		410,412,413,418,500, 504,505,507,508,509, 510,528,529,534, 535,543,563
861019	VOLKSWAGEN					503
861021	AUDI	8N0498099/8N0498099A/8N0498099AX				49,50
861023	VOLKSWAGEN	377498099G				503,526
861024	FORD/VOLKSWAGEN	377498099S				172,175,544
861028	FORD/VOLKSWAGEN	337407311C				172,175,503,526, 544,545
861030	VOLKSWAGEN	377498099N				503,504,526
861031	VOLKSWAGEN					503,526
861033	VOLKSWAGEN					503
861034	VOLKSWAGEN	377498099F				503,526
861037	VOLKSWAGEN					502,503,539,543,548
861042	VOLKSWAGEN	7L6407271G/7L6498099B			15-1633/15-1644	548
861045	AUDI/SEAT/VOLKSWAGEN	3C0407311A/3C0498099	304640	24326	15-1658	24,26,407,408,409, 417,419,501,503,517, 531,532,538,549
861050	AUDI/VOLKSWAGEN	7L0407321D/7L0498099/7L0498099A/ 7L0498099AX/7L0498099C/7L0498099CX/ 95534990100/95534990102	304557	24237	15-1659	49,548
862001	VOLVO	5003846/5003847/6843198/ 8111303/8111304/8601100/ 8601101/9122567/9122833/9163595	301028/302148	20931	15-1133	564,565,567,568, 569,570
862002	VOLVO	5003911/5003912/8111307/ 8111308/8601102/8601103/ 9122919/9122920/9163594	302192	20930	15-1368	564,565,566,567,568, 569,570
862003	VOLVO		303427	20928		566,568,569
862004	VOLVO	34303966	302142	20827	15-1369	563,564
862005	VOLVO	3433105/34331058	302143	20828	15-1376	563,564
862006	VOLVO	34349050	302057	20812	15-1273	563,564
862007	VOLVO	34331017	302058	20826	15-1272	563,564
862008	VOLVO	30611702	303416	20583		566,568
862009	VOLVO	36000518/36000519/8602574/ 8602577/8603794/9463378	303526	21299	15-1538	565,566,567,568, 569,570

GSP Ref.	MAKE	ADAPTABLE TO OE	GKN	SPIDAN	METELLI	PAGE
862010	VOLVO	8251517/8601571/9463379	303560	20431	15-1706	565,566,567,568,569,570
862011	VOLVO	30610835	303426	20587		566,568
862012	VOLVO	30611947/8251532	303423	20585	15-1642	566,569
862014	VOLVO					564,565,566,567,568,569,570
862015	VOLVO					564
862016	VOLVO					564,565,566,567,568,569,570
862024	VOLVO					566,568
864001	ZAZ		300950/302039	23159	15-1228	570
868008	CHEVROLET	96639350				61
875007	PIAGGIO	614627/614628/614694	304908	24637		356
899002	PEUGEOT					354
899003	PEUGEOT					339
899008	PEUGEOT	3272AE/3273AL	303933	22273	15-1572	321,322
899009	PEUGEOT					320
899012	LADA	1.11102E+11			15-1341	211
899015	FORD	97FU4K258AA				149,155,164
899018	FIAT	1603403/51733777			15-1594	140
899019	BUICK/CHEVROLET					60,61
899025	HYUNDAI	4950705A00/4950805A00				197
899032	JEEP					204
899037	MERCEDES BENZ	1693601572/1693602972/1693604372/1693604472/A1693601572/A1693602972/A1693604372/A1693604472	304831	24558	15-1590	237,238
899038	HYUNDAI					201
899042	MAZDA	GD1522510	303372	21200		228
899044	MAZDA					219
899045	MAZDA					227,235,236
899046	MAZDA	502623				229,234
899047	MAZDA					224
899048	MAZDA					224
899052	MAZDA					224
899053	KIA					210
899056	NISSAN		303141	21010		265
899057	DAEWOO					105
899064	OPEL					314
899065	CHEVROLET					61
899070	RENAULT					359,365,371
899075	RENAULT	7702096117				394
899076	GM/RENAULT	7702096438/REN770209643				179,394
899085	DACIA/RENAULT	391000153R/391015451R/8200261838/8200264664/8200264667/8200356803/8200358163/8200358164/8200408418/8200432514/8200511122/8200511220			15-1501	102,103,367,370,386,387,388,389,390
899086	RENAULT					377
899089	SUZUKI		303538	21438		440
899110	VAUXHALL					472
899111	TOYOTA					448,461
899113	LAND ROVER	AEU2522				217
899115	TOYOTA					450
899124	TOYOTA	4341020292/4341020640/4347029445/4347029446				451,452,453
899125	TOYOTA					466
899128	TOYOTA	4346009C80/4347009C90			15-1529	448
899129	FORD	1306055/1360389/1493004			15-1564	158,159
899134	FORD/VOLKSWAGEN	337407311F				172,175,503,526,544
899136	SEAT/VOLKSWAGEN					411,412,415,505,543
899146	FORD/MERCURY					173,243
899151	ROVER	GCV1194/TDJ100590	303482	21539	15-1514	401
899154	FORD/VOLKSWAGEN	547407311				150,523
899155	FORD	1322209/1322221			15-1562	158
899158	SSANGYONG	4130008001				433
899159	HONDA	44014S91010/44014S9A010/44305SCAG00/44306SCAG00				190
899162	HONDA	44010S50010/44310S50300/628126				192
899164	HYUNDAI					196,198,202
899172	HYUNDAI					202
899176	MITSUBISHI					254
899181	HYUNDAI		303330	21182		199
899187	NISSAN					276
899190	NISSAN					269

GSP Ref.	MAKE	ADAPTABLE TO OE	GKN	SPIDAN	METELLI	PAGE
899199	NISSAN					256,257,258,276, 278,279
899203	NISSAN	3910172J10				269,270
899204	NISSAN	3910051M00/3910060A00/3910060A10/ 3910065A00/3910065A10/3910070A00/ 3910160A00/3910160A10/ 3910165A00/3910165A10				261,263,264,273, 274,276,277
899205	OPEL/VAUXHALL	0374049/0374061/374049/ 374061/90125875/90147008/ 93225238/93225287	301063/302168	21455	15-1008	282,283,298,299, 300,301,302,303,473, 474,482,483
899206	RENAULT					391
899207	RENAULT					365,372
899208	ROVER					401
899209	ROVER					398,399
899210	HONDA	44014ST3E01				189
899211	LAND ROVER	TDR100790				217
899212	SAAB	4000642/E152120186009	301061/302166	23656	15-1167	405
899213	RENAULT	8200198016/8200436366			15-1519	371,372,387,388, 392,393
899225	HONDA		303364	21529		188
899233	MAZDA					236
899238	OPEL					283
899248	HONDA	44305S10J50/44306S10J50				190
899249	HYUNDAI					202
899252	NISSAN					258
899254	SAAB	5390489	304893	24622	15-1486	403
899255	SUBARU					436
899268	AUDI/VOLKSWAGEN	6E0407311/6E0498099			15-1547	22,523
899270	FORD	1434479/1434481			15-1674	174
899273	MAZDA	GD4022510/GD4022510A/ GD402550XA/GD402560XA	304312	23676		223
899282	TOYOTA	434100D020/434100D080/434100D150/ 434200D020/434200D080/434200D150/ 4346009530/4347009780	304728	24455	15-1557	471,472
899283	RENAULT					392
899288	FORD	1223785/1302515/1359663/ 1493015/3M513B437DAF	304983	24711	15-1510	149,158,159,160
899290	DAIHATSU/TOYOTA	43410B4010/43420B4010				107,469
899294	HYUNDAI/KIA	495002F000/495002F010/495012F000/ 495012F010/495912F000/495912F010/ 495912F090/495912F091				198,207
899298	ALFA ROMEO	46307934			15-1616	4,5
899299	DAIHATSU					113
899302	TOYOTA	4341005380/4341005420/ 4342005331/4342005360				447
899331	HYUNDAI					200
899348	ALFA ROMEO	46308677			15-1710	8
899351	AUDI	4F0407271K/4F0407272K/4F0498099B			15-1660	43,46
899354	SUZUKI					441,442

Cancel (compared with catalogue 2013)

GSP Ref.	GSP Ref.	GSP Ref.	GSP Ref.	GSP Ref.	GSP Ref.	GSP Ref.
201001	245038	651004				
201009	245039	657033				
201037	245040	659032				
201039	245046	659056				
203031	245086	802007				
203055	245089	802021				
203065	245090	803003				
205008	245110	810066				
205037	245118	810072				
209001	245150	812039				
209015	245182	814015				
209061	245196	818049				
209064	250073	822006				
210127	250097	823074				
210132	250168	839090				
210149	250174	841032				
210194	250203	841179				
210197	250218	841180				
210199	250230	844071				
210246	250300	844078				
214011	250301	850135				
214025	250310	851012				
214026	251026	856046				
214027	256018	899066				
214028	256019	899237				
214039	256029					
214040	256030					
215001	257004					
215002	257069					
217008	257070					
218079	257071					
218080	259072					
218127	259073					
218139	259193					
221015	259194					
223016	260011					
223019	260018					
223044	261056					
223077	264002					
223079	299001					
223081	299009					
223090	299161					
223117	605006					
223118	608012					
223132	609020					
223133	614003					
223134	618067					
223150	621010					
224013	623034					
224024	628002					
224063	641051					
227033	645007					
227069	645015					
234001	648003					
234066	650001					
234071	650002					
239094	650023					
241178	651001					
244010	651003					

New applications (compared with catalogue 2013)

GSP Ref.	GSP Ref.	GSP Ref.	GSP Ref.	GSP Ref.	GSP Ref.	GSP Ref.
203265	221062	259316	823146	899252		
203266	221071	259317	823153	899331		
203294	224158	259447	823156	899354		
203295	227064	259495	823160			
203313	227065	260022	823165			
203316	227168	261042	823168			
203317	227169	261078	823173			
203318	232008	261113	824058			
203319	234153	261173	824130			
203320	234163	261190	824152			
203321	234165	261191	827080			
205017	239122	261192	834046			
205049	239123	261193	834127			
205051	241262	261204	834147			
205062	241329	261210	834173			
205074	241330	261211	834174			
205078	241407	261223	839135			
205079	241408	261224	839146			
210153	241409	266002	839161			
210231	244029	299188	839176			
210232	244031	299197	839177			
210254	244040	299217	839178			
210255	244075	299228	839214			
210279	244076	299229	841243			
210310	244077	299296	841244			
210311	244078	603027	841249			
210312	244079	617021	841251			
210313	244080	617022	841255			
210314	245044	617027	841271			
210320	245165	617028	841282			
217002	245166	617042	841285			
217003	245200	623046	841286			
217013	245201	627008	841291			
217014	245203	634027	841300			
217055	245204	634033	841302			
217058	250223	639029	841303			
217061	250245	650058	841304			
217063	250256	650059	841308			
217064	250279	661005	854007			
217066	250348	699008	856052			
217070	250415	803106	856060			
217071	250416	805006	857117			
217146	250470	805010	857126			
217147	250494	814062	857127			
218103	250495	814072	857141			
218247	250497	815012	857152			
218271	250506	816007	859245			
218301	250516	818022	859270			
218309	254011	818229	859288			
218326	254013	818230	859294			
218327	257128	821038	859297			
218328	257166	821047	859314			
218329	257167	822009	859320			
218333	257168	823094	859332			
218351	257169	823107	859336			
218358	259011	823110	859337			
218359	259268	823135	859365			
221032	259270	823139	859385			
221056	259271	823145	875007			

GSP GROUP

No.1 Gaoxiang Road, High-tech Industrial Zone
Ouhai District, Wenzhou,China.
Tel. +86-577-86293118 86293268
Fax.+86-577-86293313
E-mail:internationalsales@gsp.cn
Http://www.gsp.cn

GSP North America (East Coast)

298 Commercial Road
Spartanburg SC 29303
Tel. +1-864-578-6900
Toll Free.+1-800-243-7225
Fax.+1-864-578-6978
E-mail:info@gspnorthamerica.com

GSP North America (West Coast)

16000 Canary Ave.
La Mirada, CA 90638
Tel. +1-562-926-3525
Fax.+1-562-376-8550
E-mail:sales@gspnorthamerica.com

GSP Europe GmbH

Vogelsanger Weg 8
50354 Hürth
Germany
Tel: +49 22 33 - 979 28 70
Fax: +49 22 33 - 979 28 72
Email: info@gsp-europe.com

GSP Latin America,Inc

1390 South Dixie Highway, Suite 1107
Coral Gables, FL 33146
Tel: +1 305 663.9340
Fax: +1 305 663.9392
E-mail:info@gsplatinamerica.com

WENZHOU GUANSHENG PRECISION CO.,LTD.

No.1 Oujing Road, Sanxi Industrial Zone,
Ouhai Economy Development District,Wenzhou,China
Tel: +86-577-86251005
Fax: +86-577-86256001
E-mail: internationalsales@gsp.cn

